

Amiri, Maghsoud; Khajeh, Mostafa

## Article

# Developing a bi-objective optimization model for solving the availability allocation problem in repairable series-parallel systems by NSGA II

Journal of Industrial Engineering International

## Provided in Cooperation with:

Islamic Azad University (IAU), Tehran

*Suggested Citation:* Amiri, Maghsoud; Khajeh, Mostafa (2016) : Developing a bi-objective optimization model for solving the availability allocation problem in repairable series-parallel systems by NSGA II, Journal of Industrial Engineering International, ISSN 2251-712X, Springer, Heidelberg, Vol. 12, pp. 61-69,  
<https://doi.org/10.1007/s40092-015-0128-4>

This Version is available at:

<https://hdl.handle.net/10419/157474>

### Standard-Nutzungsbedingungen:

Die Dokumente auf EconStor dürfen zu eigenen wissenschaftlichen Zwecken und zum Privatgebrauch gespeichert und kopiert werden.

Sie dürfen die Dokumente nicht für öffentliche oder kommerzielle Zwecke vervielfältigen, öffentlich ausstellen, öffentlich zugänglich machen, vertreiben oder anderweitig nutzen.

Sofern die Verfasser die Dokumente unter Open-Content-Lizenzen (insbesondere CC-Lizenzen) zur Verfügung gestellt haben sollten, gelten abweichend von diesen Nutzungsbedingungen die in der dort genannten Lizenz gewährten Nutzungsrechte.

### Terms of use:

*Documents in EconStor may be saved and copied for your personal and scholarly purposes.*

*You are not to copy documents for public or commercial purposes, to exhibit the documents publicly, to make them publicly available on the internet, or to distribute or otherwise use the documents in public.*

*If the documents have been made available under an Open Content Licence (especially Creative Commons Licences), you may exercise further usage rights as specified in the indicated licence.*



<http://creativecommons.org/licenses/by/4.0/>

# Developing a bi-objective optimization model for solving the availability allocation problem in repairable series–parallel systems by NSGA II

Maghsoud Amiri<sup>1</sup> · Mostafa Khajeh<sup>2</sup>

Received: 26 January 2015 / Accepted: 3 October 2015 / Published online: 2 November 2015  
© The Author(s) 2015. This article is published with open access at Springerlink.com

**Abstract** Bi-objective optimization of the availability allocation problem in a series–parallel system with repairable components is aimed in this paper. The two objectives of the problem are the availability of the system and the total cost of the system. Regarding the previous studies in series–parallel systems, the main contribution of this study is to expand the redundancy allocation problems to systems that have repairable components. Therefore, the considered systems in this paper are the systems that have repairable components in their configurations and subsystems. Due to the complexity of the model, a meta-heuristic method called as non-dominated sorting genetic algorithm is applied to find Pareto front. After finding the Pareto front, a procedure is used to select the best solution from the Pareto front.

**Keywords** Availability allocation · Series–parallel system · Repairable components · NSGA II

## Introduction

In today's world with rapid technological developments and the increasing complexity of system structure, any failure in any component can lead to malfunction or serious

failure to the system. Availability of the system is a suitable scale for measuring the reliability of a repairable system. Repairable system represents a system that can be repaired to operate normally in the event of any failure (Juang et al. 2008). The importance of designing reliable systems, which normally present high availability, is increasing, due to the engineering requirements of products with better quality and a higher safety level (Castro and Cavalca 2003).

Availability is the most important terminology used for evaluation on the effectiveness of any industrial plant, where most of the machines are repairable systems (Murty and Naikan 1995). It is therefore important to keep the equipments/systems always available and to lay emphasis on system availability at the highest order. System availability represents the percentage of time the system is available to users (Yusuf 2014).

A series–parallel system consists of a few subsystems connected in series, whereas each subsystem consists of a few components connected in parallel. A subsystem is failed if all the components in the subsystem are failed. Failure of any subsystem causes the failure of the whole system (Hu et al. 2012). The common structure of a parallel–series system is illustrated in Fig. 1.

On the subject of evaluating the availabilities of a system and its components, there are commonly two kinds of procedures. First, the aim of availability modeling is to develop an availability model to appraise system availability. Second, availability allocation, allocates the availability for each component based on the system's requirements or objectives (Chiang and Chen 2007).

Due to limitation in technology, the second way is better. Redundancy in a system means that the components are structured in parallel. The Redundancy allocation problem (RAP) is the most common method to meet the

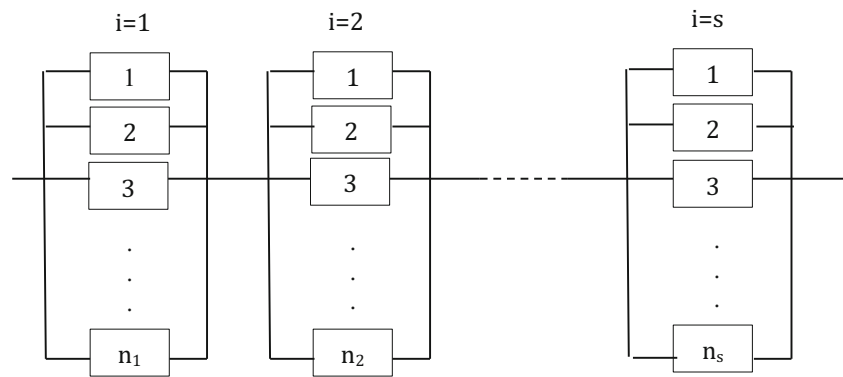
---

✉ Mostafa Khajeh  
mkhajeh2232@gmail.com  
Maghsoud Amiri  
mg\_amiri@yahoo.com

<sup>1</sup> Department of Industrial Management, Allameh Tabataba'i University, Tehran, Iran

<sup>2</sup> Department of Industrial Management, Qom Branch, Islamic Azad University, P.O. Box 3749113191, Qom, Iran

**Fig. 1** The structure of series–parallel system



optimization of reliability and availability subject to the realistic constraints such as cost, weight, volume, etc. (Yahyatabar Arabi et al. 2014). Since the first paper on the redundancy allocation problem in a series–parallel system by (Fyffe et al. 1968) many researchers have tried to develop this knowledge. Two main approaches in the development of the RAP literature could be seen. First, proposing a fresh method to solve the previous optimization models on redundancy allocation problems. Second, develop the new optimization models for redundancy allocation problems (Amiri et al. 2014).

By investigation of literature reveals that many researchers study on the RAP in a series–parallel system for reliability optimization (Khalili-Damghani et al. 2014; Dolatshai-Zand and Khalili-Damghani 2015; Coit and Smith 1996; Wang et al. 2009; Yeh 2014; Hsieh and Yeh 2012; Azizmohammadi et al. 2013). Different heuristic and meta-heuristic methods such as genetic algorithm (GA), simulated annealing (SA), and particle swarm optimization (PSO) were proposed in this area (Khalili-Damghani and Amiri 2012; Chambari et al. 2012; Khalili-Damghani et al. 2013). A few of researchers (Elegbede and Adjallah 2003; Galikowski et al. 1996; Srivasvata and Fahim 1998; Varvarigou and Ahuja 1997) have studied on availability allocation and availability optimization. Busacca et al. (2001) presented Multi-objective optimization to maximize net profit with respect to certain availability. Elegbede and Adjallah (2003) proposed multi-objective availability allocation model and solved through Genetic Algorithm (GA). Chiang and Chen (2007) resolved the availability problem via simulated annealing (SA) based multi-objective genetic algorithm to determine the optimal solution of failure rates, repair rates, and the number of components in each subsystem, according to multi-objectives, such as system availability, system cost and system net profit. Castro and Cavalca (2003) presented an availability optimization problem of an engineering system assembled in a series configuration which has the redundancy of units and

teams of maintenance as optimization parameters. They used GA for maximized availability and considered installation and maintenance costs, weight, volume and available maintenance teams as constraints.

Yahyatabar Arabi et al. (2014) modeled availability optimization of series–parallel system using Markovian process by which the number of maintenance resources is located into the objective model under constraints such as cost, weight, and volume. They proposed meta-heuristic SA algorithm to find good results in an efficient time. Tewari et al. (2012) used genetic algorithm for calculation of the steady-state availability and performance optimization for the crystallization unit of a sugar plant. Amiri et al. (2014) investigate a multi-objective optimization model for series–parallel system with repairable components. The suggested optimization model has two objectives: maximizing the system mean time to first failure (MTTFF) and minimizing the total cost of the system. Finally a multi-objective approach of Imperialist Competitive Algorithm (ICA) is proposed to solve the model.

Tsarouhas (2015) developed analytical probability models for an automated serial production, which consists of  $n$ -machines in series. Both failure and repair rates are assumed to follow exponential distribution. In this study mathematical models of the production line have been developed using Markov process. Chandna and Ram (2014) applied fuzzy time series to forecast the availability of a standby system incorporating waiting time to repair. Faghih-Roohi et al. (2014) developed a dynamic model for availability assessment of multi-state weighted  $k$ -out-of- $n$  systems and optimized by the genetic algorithm. For availability assessment, universal generating function and Markov process are adopted. Aggarwal et al. (2015) applied Markov modeling and reliability analysis for urea synthesis system. Lin and Drogue (2009) paired Multi-objective GA with Monte Carlo simulation to solve a bi-objective optimization of availability and cost in repairable systems.

Jiansheng et al. (2014) considered decision variables as vague factors and developed uncertain multi-objective RAP of repairable systems. They suggested artificial bee colony (ABC) algorithm to search the Pareto efficient set and showed this algorithm outperforms Non-dominated Sorting Genetic Algorithm II (NSGA-II) greatly and can solve the multi-objective RAP efficiently. Srinivasa Rao and Naikan (2014) presented a hybrid approach called as Markov system dynamics (MSD) which combined the Markov approach with system dynamics simulation for reliability analysis of repairable systems.

In this paper, the RAP in repairable series–parallel systems is considered, with two objectives (1) maximizing the system asymptotic availability (2) minimizing the total cost. Furthermore, in each subsystem only one component type is allowed to be used. Each choice has different levels of failure rate, repair rate, weight and cost. The decision variables are to select the component choice and the level of redundancy. Since the considered optimization problem was proven NP-hard (Chern 1992) and Heuristic algorithms do not provide an assurance for optimization of the problem (Bashiri and Karimi 2012), therefore, meta-heuristic algorithms used to generate near optimal solutions. In this paper, proposed a Pareto-based meta-heuristic algorithm called NSGA-II to solve the problem.

The remainder of the paper is organized as follows. The mathematical formulation of the problem is introduced in “Problem description” section. The solution algorithm is presented in “Solution method” section. The numerical example is introduced in “Numerical example” section. Finally, conclusion and recommendations for future research are in “Conclusion” section.

### Problem description

In this study, the mathematical model of the series–parallel system with  $k$  subsystem and repairable components is illustrated. The suggested optimization model has two objectives: maximizing the system availability and minimizing the total cost of the system. The notations and assumptions of the model are presented in the following.

### Notation

- $k$  Total number of subsystems;
- $m_i$  The set of components in the  $i$ -th subsystem;
- $x_{ij}$  Number of type  $j$  component in subsystem  $i$ ;
- $n_i$  Total number of component in subsystem  $i$ ;
- $\lambda_{ij}$  Failure rate of component  $j$  in subsystem  $i$ ;
- $\mu_{ij}$  Repair rate of component  $j$  in subsystem  $i$ ;
- $c_{ij}$  Cost of component  $j$  in subsystem  $i$ ;
- $w_{ij}$  Weight of component  $j$  in subsystem  $i$ ;

- $W$  Total weight of system;
- $A_s$  Availability of system;
- $C_s$  Cost of system.

### Assumptions

- The state of each component at any point of time is one of the “good” or “failed” states.
- The state of each component is independent of the other components.
- For each subsystem, there are  $m_i$  functionally equivalent component choices that can be selected. In each subsystem only one component type is allowed to be used.
- The system conducts its function perfectly when each subsystem has at least one operable component. Therefore, for each subsystem at least one component should be selected.
- The failure and repair rate of each alternative component available for each subsystem has exponential distribution with failure rate  $\lambda_{ij}$  and repair rate  $\mu_{ij}$ .

### Mathematical model

$$\text{Maximize } A_s = \prod_{i=1}^k \left(1 - \left(\frac{\lambda_i}{\lambda_i + \mu_i}\right)^{n_i}\right); \tag{1}$$

$$\text{Minimize } C_s = \sum_{i=1}^k \sum_{j=1}^{m_i} c_{ij} x_{ij} \tag{2}$$

Subject to the following constraints:

$$\sum_{i=1}^k \sum_{j=1}^{m_i} w_{ij} x_{ij} \leq W \tag{3}$$

$$\lambda_i = \sum_{j=1}^{m_i} \lambda_{ij} y_{ij}; \tag{4}$$

$$\mu_i = \sum_{j=1}^{m_i} \mu_{ij} y_{ij}; \tag{5}$$

$$\sum_{j=1}^{m_i} y_{ij} = 1; \tag{6}$$

$$0 \leq x_{ij} \leq M y_{ij}; \tag{7}$$

$$n_i = \sum_{j=1}^{m_i} x_{ij}; \tag{8}$$

$$1 \leq n_i \leq n_{\max,i} \tag{9}$$

The objective functions (1) and (2) maximizes the availability of system and minimizes total cost of system, respectively. The formulation of system availability is

presented by Elegbede and Adjallah (2003). Constraint (3) represents the total weight of the system. The Constraints (4)–(7) make it possible to select only one type of components for each subsystem. The constraints (8) and (9) imply minimum and maximum number of components selected for each subsystem.

## Solution method

There are two general approaches to multiple-objective optimization. One is to combine the individual objective functions into a single composite function or move all, but one objective to the constraint set. Determination of a single objective is possible with methods such as utility theory, weighted sum method, epsilon constraint, etc., but the problem lies in the proper selection of the weights or utility functions to characterize the decision-maker's preferences.

In the second approach, a Pareto optimal set is determined. A Pareto optimum set is a set of solutions that are non-dominated with respect to each other. Pareto optimal solution sets are often preferred to single solutions because they can be practical when considering real-life problems since the final solution of the decision-maker is always a trade-off (Konak et al. 2006). Multi-objective evolutionary algorithms (MOEA) are employed to solve the multi-objective problems and generate Pareto frontiers. Among MOEAs, NSGA-II proposed by Deb et al. (2002) is elitist and fast multi-objective genetic algorithm. NSGA-II was one of the best methods because it carried out an elite-preserving strategy and explicit diversity preserving mechanism (Li et al. 2015).

In an evolutionary cycle of the NSGA-II, a mating pool is first created and filled using binary tournament selection. Then, crossover and mutation operators apply to the members of the mating pool. Next, the old set of solutions and newly created solutions are merged to create a larger population. This new population is sorted based on two criteria: (1) rank and (2) crowding distance. Finally, a certain amount of individuals in the sorted population is selected and others are deleted. These steps are repeated until a stopping condition is met. After NSGA-II terminates, non-dominated solutions of the final population are the approximate Pareto frontier of multi-objective optimization problem (Pasandideh et al. 2013). The procedure of evolution cycle in NSGA II is shown in Fig. 2.

Selection algorithm is the most important part of NSGA-II that specifies the direction of search for finding optimal solutions. Those of solutions with better ranking are transferred to the next step. If two solutions are same rank, the solution with the larger crowding distance is selected. Figure 3 illustrates the ranking and crowding distance used

in NSGA-II. In the following subsection, the steps of this algorithm are described.

## Solution representation

A series of genes that arrange sequentially is called a chromosome. The number of genes in a chromosome is equal to the number of decision variables. Chromosome description is one of the most significant parts of the algorithm that is taken into account as the code form. In this paper, the solution encoding for this problem is a  $2 \times s$  matrix. The elements of the first row illustrate the type of component, selected for the related subsystem. The element in the second row of each subsystem column, verifies the number of selected components for related subsystem. An example of the solution representation is illustrated in Fig. 4.

## Initial population

The generation of an initial population is necessary to start solving the optimization problem with a GA. The size of any population is given and remains the same in each generation. The main difficulty in the initial population is that the individuals may not satisfy all or part of the constraints of the problem (Elegbede and Adjallah 2003). In this paper, initial population size is considered 100. This population size has been used for a lot of researches like safari (2012), zoulfaghari et al. (2014) and Deb et al. (2002). As mentioned safari (2012), in problems with very large solutions paces, the population size must be selected no  $<100$ .

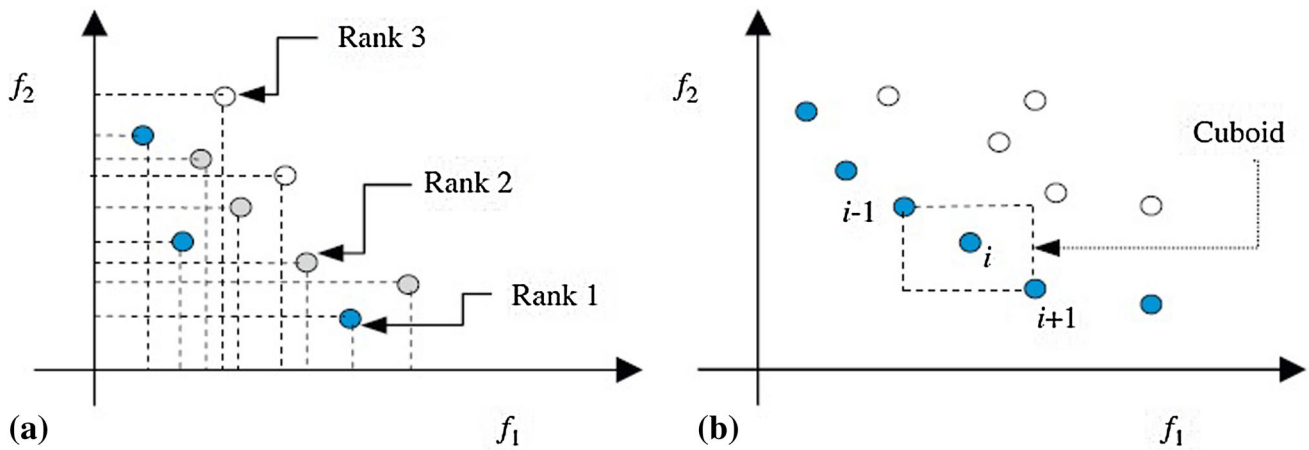
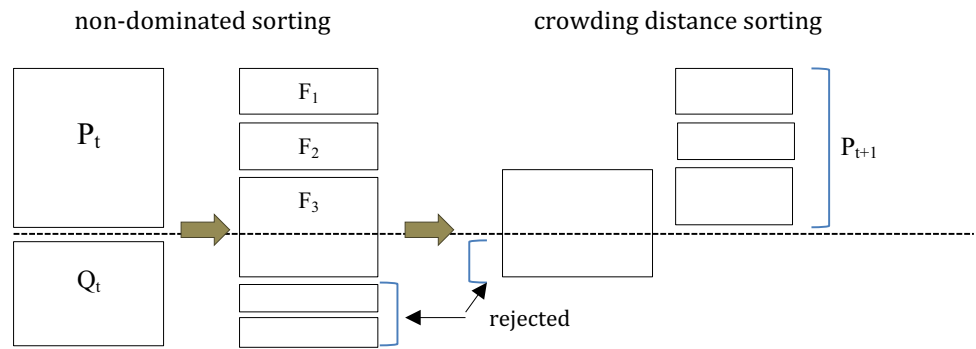
## Crossover

The crossover operator explores a new solution space and provides the possibility of generating new solutions called offspring through mating pairs of chromosomes (Pasandideh et al. 2015). The most common crossover techniques are: (1) One-point crossover (2) Two-point crossover (3) Uniform crossover. At a single crossover point, two parents selected and all data beyond that point with certain probability are swapped between two parents. The resulting chromosomes are the children. In this paper, one-point crossover is used. Figure 5 depicts the crossover performed in the NSGA- II.

## Mutation

Mutation operator because of its ability to enter new genes into the chromosomes has extraordinary importance. The mutation operator is also used at a certain rate less than the crossover rate. The main purpose of applying the mutation operator is to increase diversity and avoid being trapping

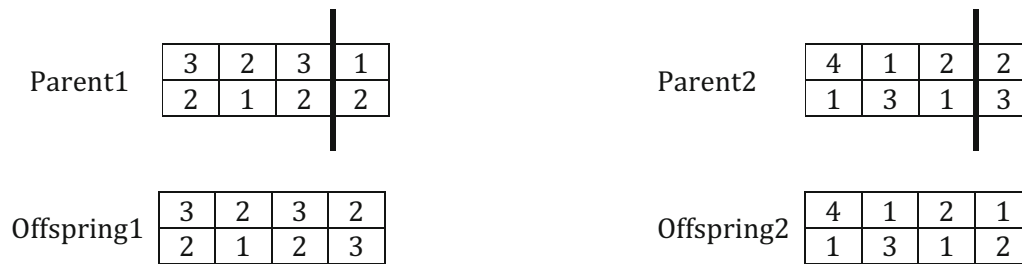
**Fig. 2** An evolution cycle in NSGA II (Galikowski et al. 1996)



**Fig. 3** **a** Non-dominated ranking and **b** the crowding distance calculation (Kumar et al. 2009)

**Fig. 4** Structure of the solution representation

Subsystem index	1	2	3	4
Type of Component	3	2	3	1
Number of components	2	1	2	2

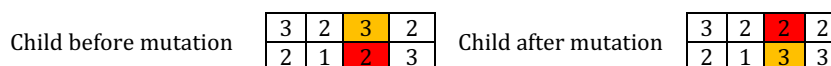


**Fig. 5** Example of one-point crossover

into local optimization (Zoulfaghari et al. 2014). Since, in reality, the mutation rarely happened, probability of mutation is considered very low. In this paper, one subsystem is

selected. Then, type and number of components in this subsystem are replaced with each other. Figure 6 illustrated the mutation operator that applied in this paper.

**Fig. 6** Example of mutation



**Table 1** Subsystems alternative components

Subsystem	Maximum number of components in subsystem	Minimum number of components in subsystem	Component types	Failure rate	Repair rate	Weight	Cost
1	5	1	1	2	10	100	120
			2	5	18	80	100
			3	4	25	85	140
			4	4	2	90	110
2	6	1	1	5	40	250	400
			2	6	42	200	380
			3	10	100	200	500
3	4	1	1	4	22	450	800
			2	4	28	550	800
			3	7	20	250	800
			4	7	18	300	800
4	4	1	1	5	30	500	1200
			2	7	35	500	1500
			3	3	25	500	1500

Maximum weight of the system = 4500

**Table 2** The parameters for NSGA II

Parameter	Value
Population size	100
Mutation rate	0.08
Crossover rate	0.9
Number of iterations	100

**Stopping criteria**

The algorithm terminates after certain iterations. Number of iterations in this problem considered 100 iterations.

**Numerical example**

In this section, to evaluate the performance of the proposed NSGA-II, the example that the data it is presented in (Amiri et al. 2014) has been used. In this paper, a series-parallel system with four parallel subsystems is considered, and each subsystem has three or four repairable components of choice. Failure and repair rates of all components are negative exponential. The maximum total weight of the system is 4500. Table 1 includes details of the problem. The objective is to maximize the system availability and minimize the system cost. The decision variables are to

select the component choice and the level of redundancy in each subsystem.

To solve the problem, the proposed NSGA-II was used. The NSGA-II was implemented using MATLAB software and was run on a computer with 2G of RAM. The parameters of NSGA-II approach are shown in Table 2. After solving the problem, like other multi-objective optimization models, the Pareto optimal solutions were obtained. The Pareto optimal solutions contain the solutions that were not dominated by other solutions. Table 3 showed the non-dominated solutions obtained with NSGA-II.

Although determination of Pareto optimal solutions can be considered as one of strengths of multi-objective optimization algorithms, but the decision maker will be confused in choosing the best solution. There are some methods for determining the best solution in a Pareto set. The most widely used method that described in (Eschenauer et al. 1990) is the  $L_p$ -norm. This technique minimizes the normalized distance from the Pareto set to an ideal solution (i.e., utopia point) to find the optimal solution according to the following formula (Kasprzak and Lewis 2000):

$$\text{Minimize} \left( \sum_{i=1}^m \left( \frac{f_i(x) - f_i^{\min}}{f_i^{\max} - f_i^{\min}} \right)^p \right)^{\frac{1}{p}}, \quad p = 1, 2, \dots, \infty \tag{10}$$

**Table 3** The non-dominated solutions resulted from using the NSGA-II

Answer number	System characteristic				Decision variable					$L_2$
	Availability	Cost	Weight	Subsystem number						
						1	2	3	4	
1	0.5135869	2480	1330	$z_i$	2	2	2	1	1	
				$n_i$	1	1	1	1		
2	0.5657327	2520	1335	$z_i$	3	2	2	1	0.89228	
				$n_i$	1	1	1	1		
3	0.6252362	2580	1410	$z_i$	2	2	2	1	0.76945	
				$n_i$	2	1	1	1		
4	0.6380208	2620	1450	$z_i$	1	2	2	1	0.74316	
				$n_i$	2	1	1	1		
5	0.6688466	2780	1420	$z_i$	3	3	2	1	0.68047	
				$n_i$	2	1	1	1		
6	0.7033908	2960	1610	$z_i$	2	2	2	1	0.61140	
				$n_i$	2	2	1	1		
7	0.7242354	3040	1610	$z_i$	3	2	2	1	0.56998	
				$n_i$	2	2	1	1		
8	0.7712303	3600	1950	$z_i$	2	1	2	3	0.49222	
				$n_i$	5	2	1	1		
9	0.7913146	3760	2160	$z_i$	2	2	2	1	0.46086	
				$n_i$	2	2	2	1		
<b>10</b>	<b>0.864036</b>	<b>4260</b>	<b>2400</b>	<b><math>z_i</math></b>	<b>1</b>	<b>1</b>	<b>2</b>	<b>3</b>	<b>0.36825</b>	
				<b><math>n_i</math></b>	<b>3</b>	<b>2</b>	<b>2</b>	<b>1</b>		
11	0.8757403	4700	2670	$z_i$	2	1	2	3	0.39481	
				$n_i$	4	3	2	1		
12	0.8765127	4720	2600	$z_i$	1	2	2	3	0.39591	
				$n_i$	4	3	2	1		
13	0.8775877	4900	2850	$z_i$	1	1	2	3	0.41398	
				$n_i$	5	3	2	1		
14	0.9043596	4960	2560	$z_i$	2	2	2	1	0.39055	
				$n_i$	2	2	2	2		
15	0.9228515	5000	2700	$z_i$	1	2	2	1	0.37818	
				$n_i$	2	2	2	2		
16	0.9311598	5040	2670	$z_i$	3	2	2	1	0.37660	
				$n_i$	2	2	2	2		
17	0.9957989	8820	4500	$z_i$	2	2	1	1	0.86850	
				$n_i$	5	4	4	3		
18	0.9965262	9120	4375	$z_i$	3	2	2	3	0.90959	
				$n_i$	5	4	3	3		
19	0.9966230	9500	4450	$z_i$	1	3	2	3	0.96165	
				$n_i$	5	4	3	3		
20	0.9967914	9600	4475	$z_i$	3	1	1	3	0.97534	
				$n_i$	5	3	4	3		

The bold row is the best non-dominated solution  
 $z_i$  component type,  $n_i$  numbers of component

where  $f_i^{\min}$  and  $f_i^{\max}$  are the minimum and maximum value for the  $i$ -th objective function in the Pareto optimal set. In this formula all objective functions must be minimized.

In this paper, we apply  $L_2$ -norm. For using this method, first objective function (maximize system availability) must be transformed to minimization. For this purpose,



system unavailability is calculated. The best non-dominated solution is shown at row 10 in Table 3.

## Conclusion

In this paper, we have developed a bi-objective model for solving availability allocation problem in series–parallel systems with repairable components. The considered system in this study has components with constant failure and repair rate, therefore considering systems comprising of components without exponential distribution for their repair and failure times could be a good challenge for future studies.

In this study, the designed optimization model is solved by a meta-heuristic algorithm, NSGA-II; the main goal of the paper was to propose an optimization model and a solving algorithm to attain the optimal structure of a repairable series–parallel system. Using other algorithms to solve the proposed optimization model and comparing the results of the solutions resulted in this paper could be the goal for future works.

**Acknowledgments** The authors would like to thank the Editor in Chief and referees for providing very helpful comments and suggestions.

**Open Access** This article is distributed under the terms of the Creative Commons Attribution 4.0 International License (<http://creativecommons.org/licenses/by/4.0/>), which permits unrestricted use, distribution, and reproduction in any medium, provided you give appropriate credit to the original author(s) and the source, provide a link to the Creative Commons license, and indicate if changes were made.

## References

- Aggarwal AK, Kumar S, Singh V, Grab TK (2015) Markov modeling and reliability analysis of urea synthesis system of a fertilizer plant. *J Ind Eng Int* 11:1–14
- Amiri M, Sadeghi MR, Khatami Firoozabadi A, Mikaeili F (2014) A multi objective optimization model for redundancy allocation problems in series–parallel systems with repairable components. *Int J Ind Eng Prod Res* 25(1):71–81
- Azizmohammadi M, Amiri M, Tavakkoli Moghaddam R, Mohammadi M (2013) Solving a redundancy allocation problem by a hybrid multi-objective imperialist competitive algorithm. *Int J Eng* 26(9):1031–1042
- Bashiri M, Karimi H (2012) Effective heuristics and meta-heuristics for the quadratic assignment problem with tuned parameters and analytical comparisons. *J Ind Eng Int* 8(1):1–9
- Busacca PG, Marseguerra M, Zio E (2001) Multi-objective optimization by genetic algorithms: application to safety systems. *Reliab Eng Syst Saf* 72:59–74
- Castro HF, Cavalca KL (2003) Availability optimization with genetic algorithm. *Int J Qual Reliab Manag* 20(7):847–863
- Chambari A, Rahmati SHA, Najafi AA, Karimi A (2012) A bi-objective model to optimize reliability and cost of system with a choice of redundancy strategies. *Comput Ind Eng* 63:109–119
- Chandna R, Ram M (2014) Forecasting availability of a standby system using fuzzy time series. *J Reliab Stat Stud* 7:01–08
- Chern MS (1992) on the computational complexity of reliability redundancy allocation in a series system. *Oper Res Lett* 11:309–315
- Chiang CH, Chen LH (2007) Availability allocation and multi-objective optimization for parallel–series systems. *Eur J Oper Res* 180:1231–1244
- Coit DW, Smith AE (1996) Reliability optimization of series–parallel systems using a genetic algorithm. *IEEE Trans Reliab* 45(2):254–260
- Deb K, Pratap A, Agerwal S, Meyarivan T (2002) A fast and elitist multi objective genetic algorithm: NSGA-II. *IEEE Trans Evol Comput* 6:182–197
- Dolatshai-Zand A, Khalili-Damghani K (2015) Design of SCADA water resource management control center by a bi-objective redundancy allocation problem and particle swarm optimization. *Reliab Eng Syst Saf* 133:11–21
- Elegbede C, Adjallah K (2003) Availability allocation to repairable systems with genetic algorithms: a multi-objective formulation. *Reliab Eng Syst Saf* 82:319–330
- Eschenauer H, Koski J, Osyczka AE (1990) Multicriteria design optimization: procedures and applications. Springer, New York
- Faghih-Roohi S, Xie M, Ng KM, Yam RCM (2014) Dynamic availability assessment and optimal component design of multi-state weighted k-out-of-n systems. *Reliab Eng Syst Saf* 123:57–62
- Fyffe DE, Hines WW, Lee NK (1968) System reliability allocation and a computational algorithm. *IEEE Trans Reliab* R-17(2):64–69
- Galikowski C, Sivazlian BD, Chaovalitwongse P (1996) Optimal redundancies for reliability and availability of series systems”. *Microelectron Reliab* 36(10):1537–1546
- Hsieh TJ, Yeh WC (2012) Penalty guided bees search for redundancy allocation problem with a mix of components in series–parallel systems. *Comput Oper Res* 39:2688–2704
- Hu L, Yue D, Li J (2012) Availability analysis and design optimization for a repairable series–parallel system with failure dependencies. *Int J Innov Comput Inf Control* 8(10):6693–6705
- Jiansheng G, Zutong W, Mingfa Z, Ying W (2014) Uncertain multi-objective redundancy allocation problem of repairable systems based on artificial bee colony algorithm. *Chin J Aeronaut* 27(6):1477–1487
- Juang YS, Lin SS, Kao HP (2008) A knowledge management system for series–parallel availability optimization and design. *Expert Syst Appl* 34:181–193
- Kasprzak EM, Lewis KE (2000) An approach to facilitate decision trade-offs in Pareto solution sets. *J Eng Valuat Cost Anal* 3(1):173–187
- Khalili-Damghani K, Amiri M (2012) Solving binary-state multi-objective reliability redundancy allocation series–parallel problem using efficient epsilon-constraint, multi-start partial bound enumeration algorithm, and DEA. *Reliab Eng Syst Saf* 103:35–44
- Khalili-Damghani K, Abtahi AR, Tavana M (2013) A new multi-objective particle swarm optimization method for solving reliability redundancy allocation problems. *Reliab Eng Syst Saf* 111:58–75
- Khalili-Damghani K, Abtahi AR, Tavana M (2014) Decision support system for solving multi-objective redundancy allocation problems. *Qual Reliab Eng Int* 30(8):1249–1262
- Konak A, Coit DW, Smith AE (2006) Multi-objective optimization using genetic algorithms: a tutorial. *Reliab Eng Syst Saf* 91:992–1007
- Kumar R, Izui K, Yoshimura M, Nishiwaki S (2009) Multi-objective hierarchical genetic algorithms for multilevel redundancy allocation optimization. *Reliab Eng Syst Saf* 94:891–904



- Li Y, Liao S, Liu G (2015) Thermo-economic multi-objective optimization for a solar-dish Brayton system using NSGA-II and decision making. *Electr Power Energy Syst* 64:167–175
- Lin ID, Drogue EL (2009) Multiobjective optimization of availability and cost in repairable systems design via genetic algorithms and discrete event simulation. *Pesqui Oper* 29(1):43–66
- Murty ASR, Naikan VNA (1995) Availability and maintenance cost optimization of a production plant. *Int J Qual Reliab Manag* 12(2):28–35
- Pasandideh SHR, Akhavan Niaki ST, Sharafzadeh S (2013) Optimizing a bi-objective multi-product EPQ model with defective items, rework and limited orders: NSGA-II and MOPSO algorithms. *J Manuf Syst* 32:764–770
- Pasandideh SHR, Akhavan Niaki ST, Asadi K (2015) Bi-objective optimization of a multi-product multi-period three-echelon supply chain problem under uncertain environments: NSGA-II and NPGA. *Inf Sci* 292:57–74
- Safari J (2012) Multi-objective reliability optimization of series-parallel systems with a choice of redundancy strategies. *Reliab Eng Syst Saf* 180:10–20
- Srinivasa Rao M, Naikan VNA (2014) Reliability analysis of repairable systems using system dynamics modeling and simulation. *J Ind Eng Int* 10:69
- Srivastava VK, Fahim A (1998) K-out-of-m system availability with minimum-cost allocation of spares. *IEEE Trans Reliab* 37(3):287–292
- Tewari PC, Khanduja R, Gupta M (2012) Performance enhancement for crystallization unit of a sugar plant using genetic algorithm. *J Ind Eng Int* 8:1
- Tsarouhas PH (2015) Performance evaluation of the croissant production line with repairable machines. *J Ind Eng Int* 11:101–110
- Varvarigou TA, Ahuja S (1997) MOFA: a model for fault and availability in complex services. *IEEE Trans Reliab* 46(2):222–232
- Wang Z, Chen T, Tang K, Yao X (2009) A multi-objective approach to redundancy allocation problem in parallel-series systems. In: *Proceedings of IEEE Congress on Evolutionary Computation, Trondheim*, pp 582–589
- Yahyatabar Arabi A, Eshraghniaye Jahromi A, Shabannataj M (2014) Developing a new model for availability optimization applied to a series-parallel system. *Int J Ind Eng Prod Res* 24(2):101–106
- Yeh WC (2014) Orthogonal simplified swarm optimization for the series-parallel redundancy allocation problem with a mix of components. *Knowl Based Syst* 64:1–12
- Yusuf I (2014) Comparative analysis of profit between three dissimilar repairable redundant systems using supporting external device for operation. *J Ind Eng Int* 10:199–207
- Zoufaghari H, Zeinal Hamadani A, Abouei Ardakan M (2014) Bi-objective redundancy allocation problem for a system with mixed repairable and non-repairable components. *ISA Trans* 53:17–24

