

Groth, Markus; Brunsmeier, Annette

**Working Paper**

## A cross-sectoral analysis of climate change risk drivers based on companies' responses to the CDP's climate change information request

Working Paper Series in Economics, No. 364

**Provided in Cooperation with:**

Institute of Economics, Leuphana Universität Lüneburg

*Suggested Citation:* Groth, Markus; Brunsmeier, Annette (2016) : A cross-sectoral analysis of climate change risk drivers based on companies' responses to the CDP's climate change information request, Working Paper Series in Economics, No. 364, Leuphana Universität Lüneburg, Institut für Volkswirtschaftslehre, Lüneburg

This Version is available at:

<https://hdl.handle.net/10419/155672>

**Standard-Nutzungsbedingungen:**

Die Dokumente auf EconStor dürfen zu eigenen wissenschaftlichen Zwecken und zum Privatgebrauch gespeichert und kopiert werden.

Sie dürfen die Dokumente nicht für öffentliche oder kommerzielle Zwecke vervielfältigen, öffentlich ausstellen, öffentlich zugänglich machen, vertreiben oder anderweitig nutzen.

Sofern die Verfasser die Dokumente unter Open-Content-Lizenzen (insbesondere CC-Lizenzen) zur Verfügung gestellt haben sollten, gelten abweichend von diesen Nutzungsbedingungen die in der dort genannten Lizenz gewährten Nutzungsrechte.

**Terms of use:**

*Documents in EconStor may be saved and copied for your personal and scholarly purposes.*

*You are not to copy documents for public or commercial purposes, to exhibit the documents publicly, to make them publicly available on the internet, or to distribute or otherwise use the documents in public.*

*If the documents have been made available under an Open Content Licence (especially Creative Commons Licences), you may exercise further usage rights as specified in the indicated licence.*

**A cross-sectoral analysis of climate change risk drivers  
based on companies' responses to the CDP's climate  
change information request**

---

by

Markus Groth and Annette Brunsmeier

University of Lüneburg  
Working Paper Series in Economics

**No. 364**

June 2016

[www.leuphana.de/institute/ivwl/publikationen/working-papers.html](http://www.leuphana.de/institute/ivwl/publikationen/working-papers.html)

ISSN 1860 - 5508

**A cross-sectoral analysis of climate change risk drivers based on companies' responses  
to the CDP's climate change information request**

by

Markus Groth<sup>1,2</sup> and Annette Brunsmeier

**Abstract**

Companies are increasingly concerned with current and future climate change risks that have the potential to generate a substantial change in their business operations, revenue and/or expenditure. Therefore, the paper focusses on the companies' perspective and aims to create a higher awareness of companies' risk drivers when it comes to specific challenges of different sectors as well as each company within its sector.

Based on companies' responses to the CDP's climate change information request 2013, including 125 companies from Germany, Austria and Switzerland, the paper presents a detailed companies' perspective on climate-related risk-drivers, comprising i) changes in regulation, ii) changes in physical climate parameters and iii) changes in other climate-related developments. Hence, the paper provides insights into climate change and adaptation related risks for companies. Furthermore, the results also facilitate a comparison of risk drivers between and within sectors. This also enables companies to i) position themselves regarding the potential threat they might be facing now and in the future, ii) assess their competitive advantages and disadvantages as well as prioritize risk drivers they have to deal with by evaluating their own position within the sector-specific analysis. Regarding specific threats companies are facing, they furthermore have the possibility to take good practices and innovative ideas from companies out of different sectors into consideration, aiming for an efficient and effective adaptation to climate change. Thus, the study's findings can also serve as an innovative starting point for further research as well as the practical implementation of adaptation measures.

**Keywords:** business sectors, CDP climate change information request, climate change adaptation, climate change mitigation, climate reporting, risk drivers.

**JEL-Classification:** C83, D22, D81, L20, M20, M48, Q54.

---

<sup>1</sup> Leuphana University Lüneburg, Faculty of Sustainability, Sustainability Economics, Scharnhorststr. 1, 21335 Lüneburg, Germany.

<sup>2</sup> Climate Service Center Germany (GERICS), Climate Impacts and Economics Department, Fischertwiete 1 (Chilehaus), 20095 Hamburg, Germany.

Corresponding author: Dr. Markus Groth, Groth@leuphana.de, +49-(0)40-226338-409.

## **1. Introduction**

Climate change challenges companies all over the world, forcing them to take action in climate change mitigation and adaptation. The need for action rises as risks already are noticeable today (CDP 2015; UN Global Compact 2015; Arent et al. 2014; IPCC 2014; Okereke et al. 2012; Agrawala et al. 2011; UKCIP 2010). Dealing with a multitude of consequences possibly affecting society in many different ways requires companies to engage with climate change issues and adapt to current and upcoming changes (UN Global Compact 2015; IPCC 2014). Besides climate change risks driven by changes in physical parameters (Arent et al. 2014), and risks driven by changes in regulation also risks driven by changes in other climate-related developments are main risk drivers with high importance for companies (BSR 2016; Brunsmeier and Groth 2015; CDP 2015; UN Global Compact 2015; CDP and Climate Service Center Germany 2014; CDP and Climate Service Center Germany 2013; Linnenluecke et al. 2013).

The IPCC (2014) defines adaptation as a process of adjustment to actual or expected climate and its effects. For companies, the principal purpose of adaptation is to build resilience to climate change for the continuity of service across the whole organization. However, climate change related risk drivers can differ heavily between and within business sectors with regard to the risk drivers' likelihood, kind of influence as well as magnitude of impact (BSR 2016; CDP 2015; CDP and Climate Service Center Germany 2014; CDP and Climate Service Center Germany 2013). Hence, every company is in need of a specific evaluation of relevant risk drivers.

The reasons for differences in the relevance and threat of specific risk drivers for each company are manifold. Climate change related impacts on companies are determined by the company's business, its location, its focus groups as well as its entire value-added chain characteristics (CDP 2015; UN Global Compact 2015; Linnenluecke et al. 2013; Agrawala et al. 2011). Climate change consequences can vary from an increase in the company's operational cost or a decrease in demand to the destruction of production facilities and the inability to do business (IPCC 2014; Linnenluecke et al. 2013; Linnenluecke and Griffith 2010; Aragon-Correa and Sharma 2003). Hence, companies exhibit specific vulnerabilities and capacities which determine the necessity of adaptation activities. Furthermore, various organizational capabilities are required to deal with disruptions due to the natural environment – like climate knowledge absorption, climate-related operational flexibility, and strategic climate integration (Linnenluecke and Griffith 2012; Busch 2011). And sometimes even

surprises might be a way leading to the inclusion of climate change into business strategies, as shown by Haigh and Griffith (2012) for utility companies.

To give consideration to differences when it comes to climate change related risk drivers and its consequences, a sector and company specific adaptation is indispensable (UN Global Compact 2015; Climate Service Center Germany 2014; IPCC 2014; CDP and CDP and Climate Service Center Germany 2013; Linnenluecke et al. 2013). However, there often is a lack of experience and innovative solutions – as well as other barriers like i) challenges of integrating long-term forecasts into business planning, ii) information gaps and risk uncertainty, iii) a lack of incentives to take adaptation action, or iv) missing access to financing – that hinder companies to develop and implement effective and sustainable adaptation strategies and adaptation actions (UN Global Compact 2015).

In this paper 125 companies' responses from the DACH-region (Germany, Austria and Switzerland) to the CDP's (formerly Carbon Disclosure Project) climate change information request 2013 have been analyzed. The paper therefore provides a detailed companies' perspective on climate-related risk-drivers, comprising i) changes in regulation, ii) changes in physical climate parameters and iii) changes in other climate-related developments.

The aim is to facilitate a comparison of risk drivers between and within sectors, also enabling companies to i) position themselves regarding the potential threat they might be facing now and in the future, ii) assessing their competitive advantages and disadvantages as well as iii) prioritize risk drivers they have to deal with by evaluating their own position within the sector-specific analysis. Regarding specific threats companies are facing, they furthermore might get an inspiration to take good practices and innovative ideas from companies out of different sectors into consideration, aiming for an efficient and effective adaptation to climate change.

The paper is structured as follows. The second chapter explains the methodology and the data basis used. The third chapter presents main results regarding companies climate change related risk drivers for the three different overall categories of risk drivers. Chapter four concludes.

## 2. Methodology and data basis

The analysis presented in this paper is based on CDP-data, containing climate change related information from 125 companies.<sup>3</sup> Along with data on carbon emissions, reduction goals and activities as well as perceived climate change opportunities, the CDP-database provides a detailed companies' perspective on climate change related risk drivers, comprising i) changes in regulation, ii) changes in physical climate parameters, and iii) changes in other climate related developments. Our study is not only taking those risk drivers being named the most often by companies into consideration, but additionally measures the actual threat of specific risk drivers. The actual threat of a risk driver is measured by the simultaneous consideration of its magnitude of impact and its likelihood of impact for the company.

The likelihood of impact is defined as the likelihood of the impact occurring and refers to the probability of the impact to companies occurring within the timeframe provided, which in the case of an inherent risk might be similar to the probability of the climate event itself (CDP 2016). The terms used to describe likelihood are taken from the IPCC (2013). They are associated with probabilities, indicating the percentage likelihood of the event occurring.<sup>4</sup>

The magnitude of impact describes the extent to which the impact, if it occurred, would affect companies (CDP 2016). This considers the company as a whole and therefore the magnitude can reflect both the damage that can be caused and the exposure to potential damages. It is not possible to accurately define terms for magnitude as they will vary from company to company. Therefore companies have been asked by the CDP to determine the magnitude of impact on a qualitative scale of high, medium-high, medium, low-medium, low and unknown (CDP 2013).

The likelihood of impact and the magnitude of impact are the main components for identifying and prioritizing risks in this paper. By this kind of methodological approach it is possible to avoid distortion of results due to overestimation of above average frequently named risk drivers with low likelihoods and/or low magnitudes of impact, as well as distortion due to underestimation of below average frequently named risk drivers with high likelihoods and/or high magnitudes of impact.

---

<sup>3</sup> The CDP is a global non-for-profit organization, providing a global natural capital disclosure system, including an annual questionnaire for the private sector. In this context 4.500 companies worldwide, representing over 50% of the world's market capitalization, report, share and take action on vital environmental information. All data from the CDP is available free of charge for research (non-commercial purposes).

<sup>4</sup> The likelihood terms are: virtually certain (greater than 99% probability); very likely (greater than 90% probability); likely (greater than 66% probability); more likely than not (greater than 50% probability); about as likely as not (between 33% and 66% probability); unlikely (less than 33% probability); very unlikely (less than 10%); exceptionally unlikely (less than 1% probability); unknown.

However, risk drivers differ between and within business sectors. The reasons for differences in the relevance and threat of specific risk drivers for each company are manifold. Climate change related impacts on companies are determined by the company's business, its location, its focus groups as well as its entire value-added chain characteristics. Climate change consequences can vary from an increase in the company's operational cost or a decrease in demand to the destruction of production facilities and the inability to do business (Arent et al. 2014; IPCC 2014). Further, companies exhibit specific vulnerabilities and capacities which determine the necessity of adaptation activities (IPCC 2014).

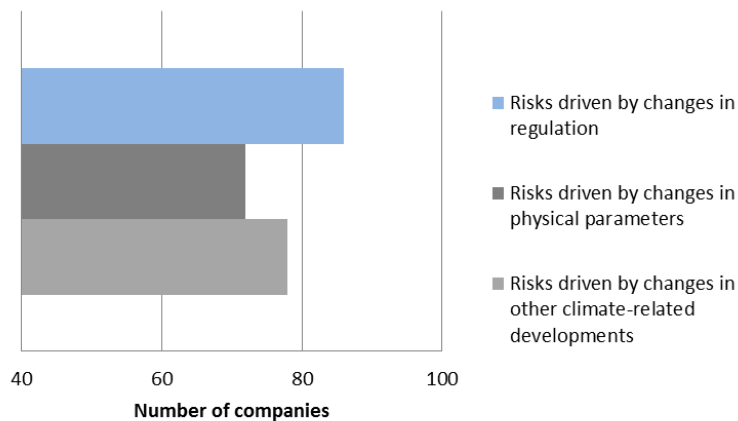
To give consideration to these differences when it comes to climate change related risk drivers and its consequences, a sector specific analysis is indispensable. That for, the 125 responding companies from the DACH-region were grouped into nine business sectors according to their own specifications, as follows: i) consumer staples, ii) consumer discretionary, iii) energy and utilities, iv) financials, v) health care, vi) materials, vii) industrials, viii) telecommunication services, and ix) information technology. The classification of business sectors is based on the Industry Classification Benchmark (ICB)<sup>5</sup>, whereas companies from the energy sector and companies from the utility sector were grouped together due to their similar structure and vulnerabilities.

---

<sup>5</sup> [http://www.icbenchmark.com/ICBDocs/Structure\\_Defs\\_English.pdf](http://www.icbenchmark.com/ICBDocs/Structure_Defs_English.pdf)

### 3. Results

Based on the individual companies' responses main results will be presented on the companies' perspective on climate-related risk-drivers, comprising i) changes in regulation, ii) changes in physical climate parameters and iii) changes in other climate-related developments. First of all it becomes clear that companies in all sectors are concerned with current and future climate change risks that have the potential to generate a substantive change in their business operations, revenue and/or expenditure. While changes in physical climate parameters have been the focus of plenty of studies (Arent et al. 2014; Linnenluecke et al. 2013), also changes in regulation, and changes in other climate-related developments are of high relevance as climate change related risk drivers for companies (figure 1), even though they are often still overlooked risk drivers within the scientific community regarding climate change adaptation (Brunsmeier and Groth 2015).



**Figure 1: Climate related risk drivers from a companies' perspective**

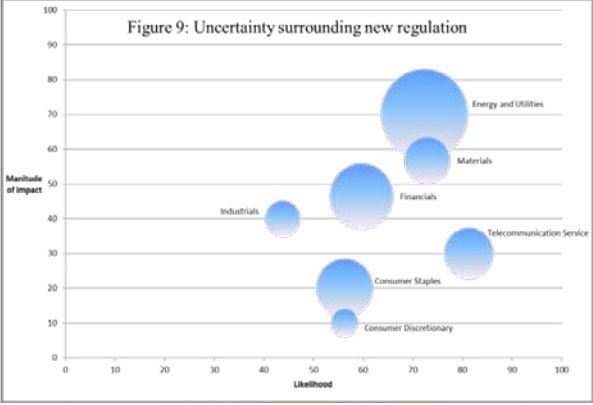
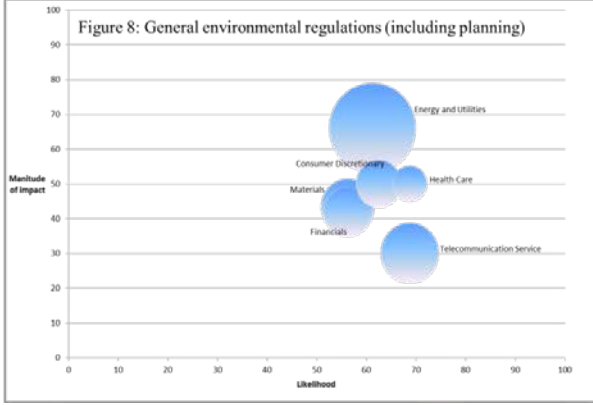
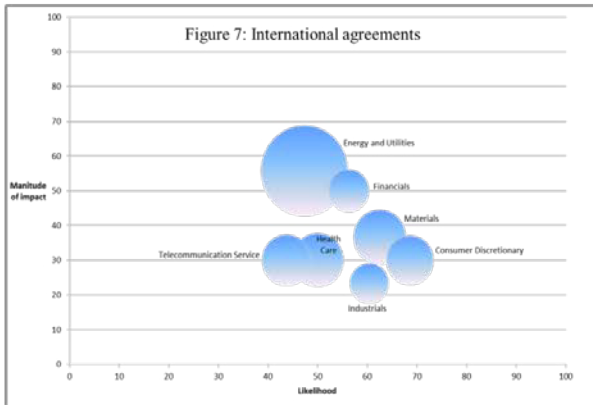
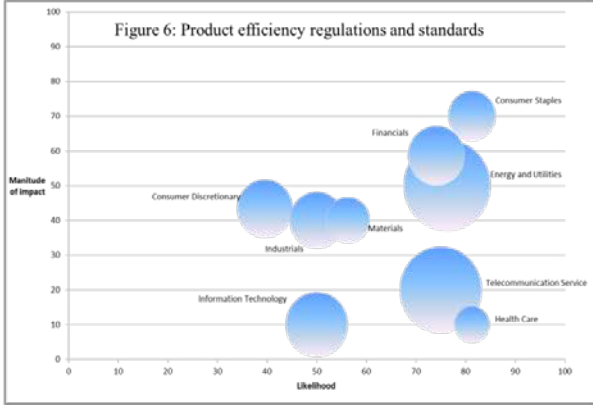
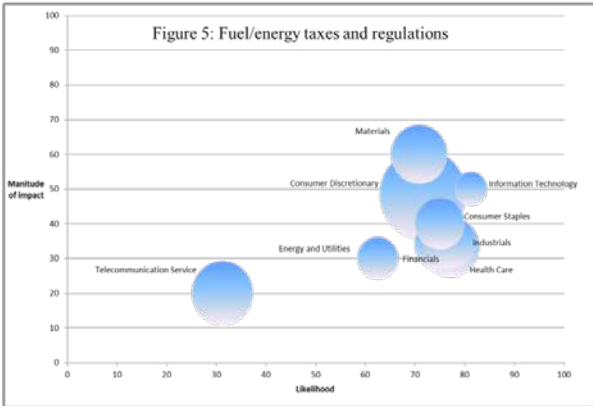
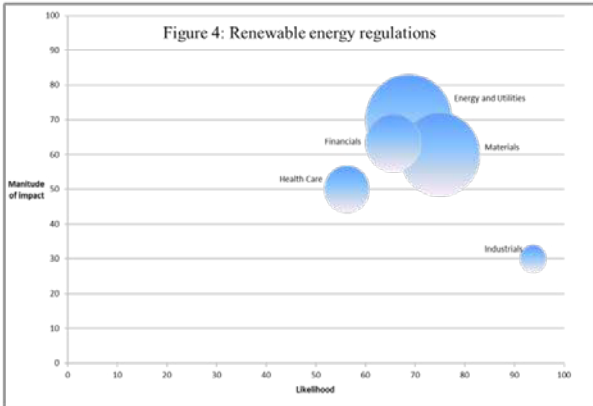
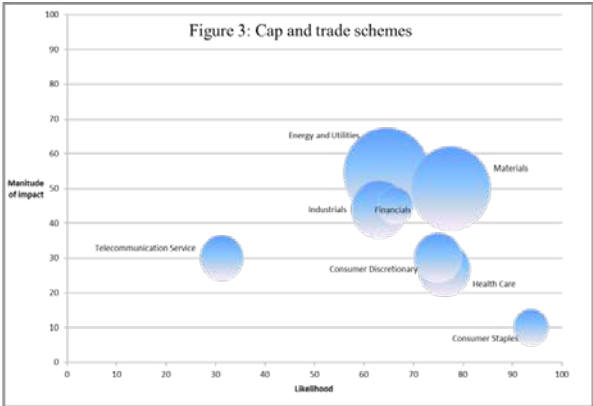
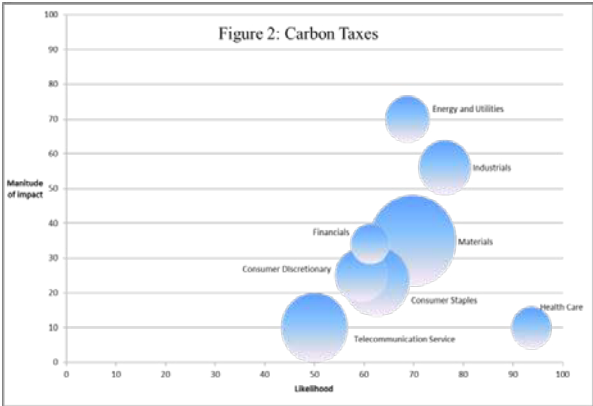
Within the following subchapters the results are presented for the three different overall categories of risks drivers. For the different risk drivers the results show the magnitude of impact and the likelihood of impact for each sector. In addition, the size of the bubbles reflects the relative importance of each risk driver for the companies within the specific sector – the bigger the bubble, the greater the importance. Within this paper the most relevant risk drivers are presented and discussed in order to learn about the general approach as well as to get insights on how specific sectors compare to other sectors in Germany, Austria and Switzerland reading these different climate change risk drivers.

#### 3.1 Risks driven by changes in regulation

Regulatory risk drivers for companies include i) carbon taxes, ii) cap and trade schemes, iii) renewable energy regulations, iv) fuel/energy taxes and regulations, v) product efficiency



regulations and standards, vi) international agreements, vii) general environmental regulations (including planning), and viii) uncertainty surrounding new regulation (figures 2 to 9).



Figures 2-9: The relevance of regulatory risk drivers for different sectors

Focusing on a few regulatory risk drivers for companies, it becomes clear that current or possible future carbon taxes are of high relevance in different sectors (figure 2). Carbon taxes are a type of regulation that imposes specific economic incentives for polluters in order to internalize external environmental cost. Compared to other sectors, the sector energy and utilities is for example affected by this specific risk driver with the highest magnitude of impact, an average likelihood as well as a relatively low importance within the sector.

Also cap and trade schemes play a very important role to the private sector, as shown in figure 3. Cap and trade schemes are also known as emissions trading schemes and cap the amounts of release of a product/pollutant. Especially the sector materials as well as the sector energy and utilities with a medium-high likelihood combined with a medium – for energy and utilities an above medium – magnitude of impact, perceive cap and trade schemes as threatening to their business. However, also sectors with a very high likelihood have to react immediately to potential risks driven by cap and trade schemes.

Risks driven by renewable energy regulation – like national and regional renewable energy policy targets or renewable energy support policies – are one of those risk drivers not being named the most often by companies, but one that harbors danger for a great many of companies although it is perceived as threatening to very few sectors. As shown in figure 4, particularly the sector energy and utilities such as the sector materials fear possible national and/or regional policy targets or support policies concerning the use of renewable energy.

The most often named risk driver, which also exhibits an above average likelihood and magnitude of impact, is fuel/energy taxes and regulations, whereby the regulations mainly aim at the consumption of fuel and/or other energy types but not specifically greenhouse gas emissions. All nine sectors are aware of the risks fuel/energy taxes and regulation involve. Further, eight of nine agree on an above average threat that is generated by current or expected regulations concerning fuel/energy consumption and use (figure 5).

Another issue threatening all nine sectors is the case of risks driven by product efficiency regulations and standards, such as requirements on buildings energy efficiency. However, these regulations and standards – targeting the efficient production or commercialization of a product – affect sectors on a different level regarding the variables likelihood and magnitude of impact. The different perceptions of product efficiency regulations and standards as climate-related risk drivers and how they vary between sectors is shown in figure 6.

However not only expected policy on climate change issues, but also the uncertainty surrounding new regulations can involve a threat for the private sectors. New products or

cooperation can for example be incompatible to future regulations and standards, which could lead to high losses taking research and development cost into consideration (figure 9).

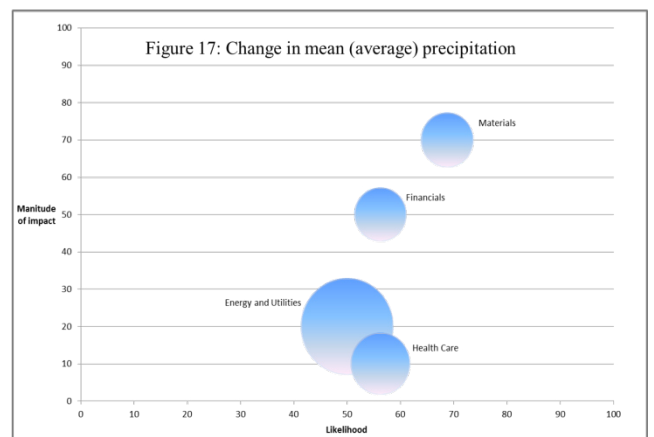
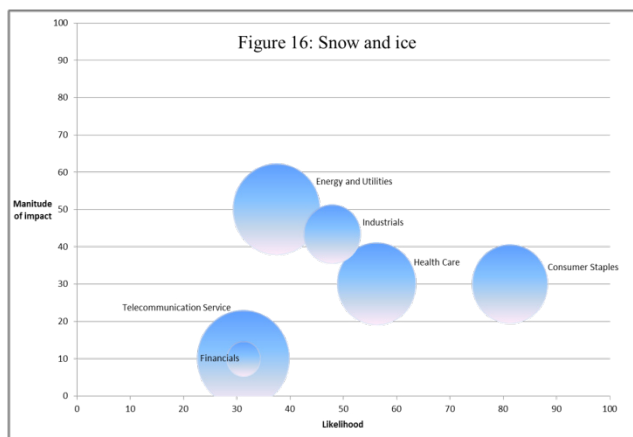
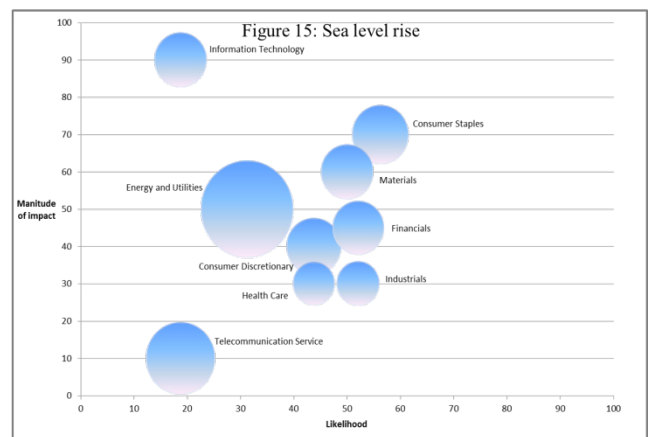
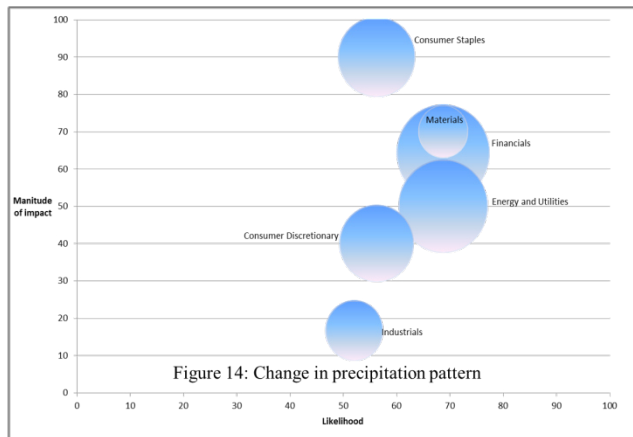
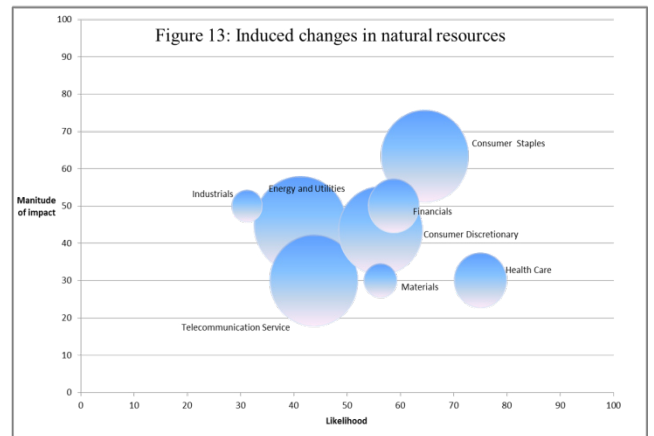
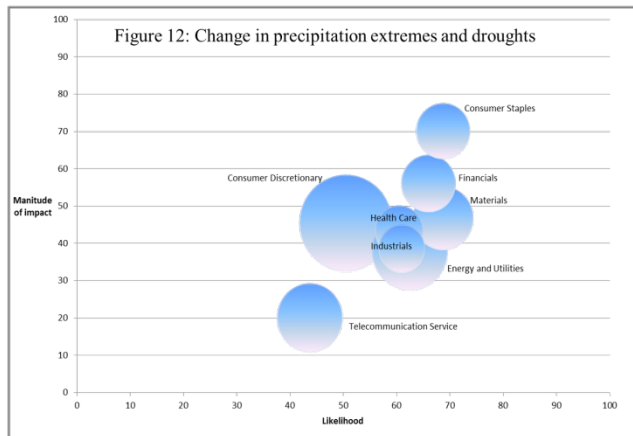
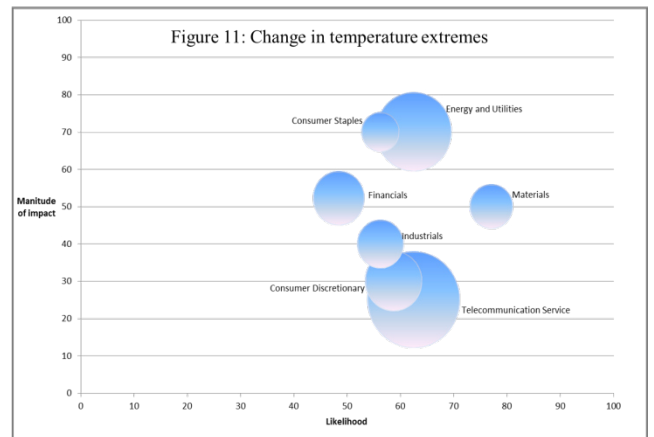
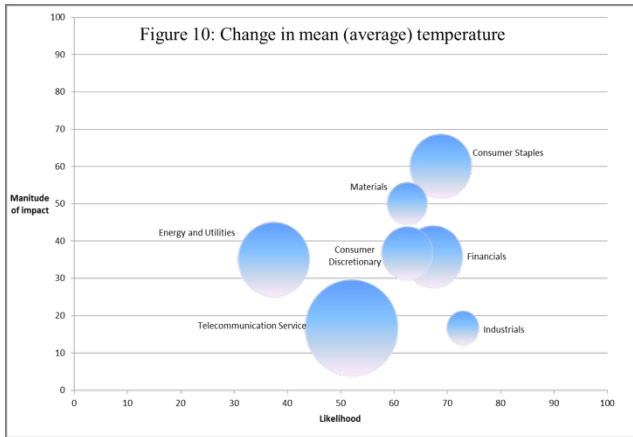
### **3.2 Risks driven by changes in physical climate parameters**

Physical risk drivers for companies taken into account are i) changes in mean (average) temperature, ii) changes in temperature extremes, iii) changes in precipitation extremes and droughts, iv) induced changes in natural resources, v) changes in precipitation pattern, vi) sea level rise, vii) snow and ice, and viii) changes in mean (average) precipitation (figures 10 to 17).

Regarding risks driven by changes in physical climate parameters some key parameters will be focused in more detail. It becomes clear that companies in many economic sectors are affected by risks driven by changes in physical climate parameters like temperature, precipitation, sea level rise, and extreme events (Arent et al. 2014). Climate change-related risks and its widespread impacts on people, economies and ecosystems are increasing steadily, as also the IPCC (2014) points out. For Europe climate projections (Jacob et al. 2014) show a marked increase in high temperature extremes, meteorological droughts, heavy precipitation events with variations across Europe and small or no changes in wind speed extremes except increases in winter wind speed extremes over Central and Northern Europe. Climate change will increase the likelihood of systemic failures across European countries caused by extreme climate events affecting multiple sectors and critical infrastructures, like the energy sector (Cortekar and Groth 2015). Extreme weather events currently have significant impacts in Europe in multiple economic sectors as well as adverse social and health effects. There is limited evidence that resilience to heat waves and fires has improved in Europe (Kovats et al. 2014). The general capacity to adapt in Europe, however, is high compared to other world regions, but there are important differences in impacts and in the capacity to respond between and within the European sub-regions (IPCC 2014; EEA 2012).

Like figure 10 points out, changes in mean (average) temperature are of relatively low relevance for the sector energy and utilities compared to other sectors, since the companies responses indicate the relatively lowest likelihood as well as a medium magnitude of impact.

In contrast to changes in mean (average) temperature, changes in temperature extremes are an important risk for companies in various sectors, especially for companies within the sector energy and utilities.



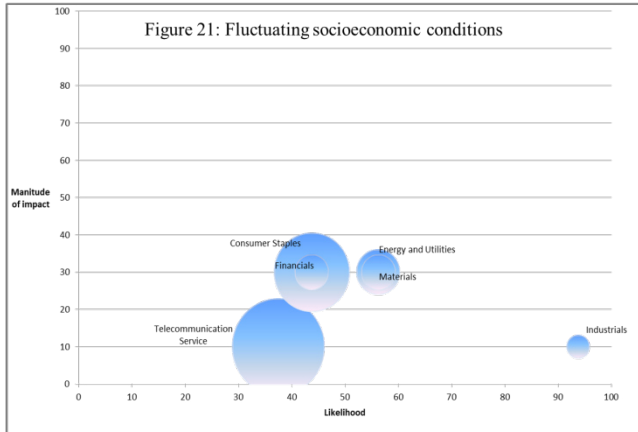
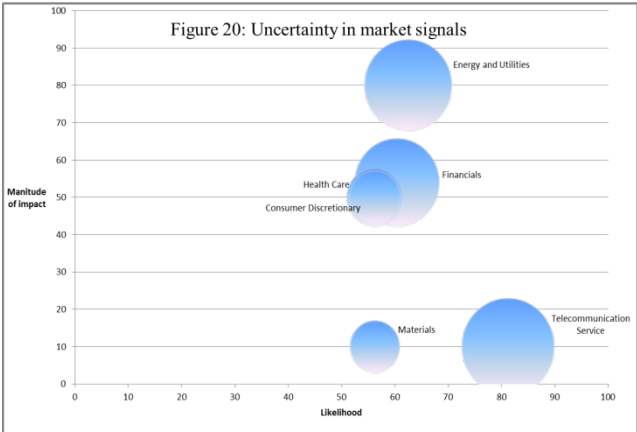
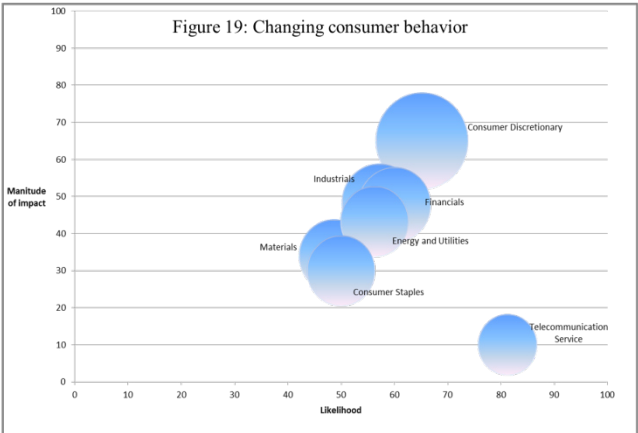
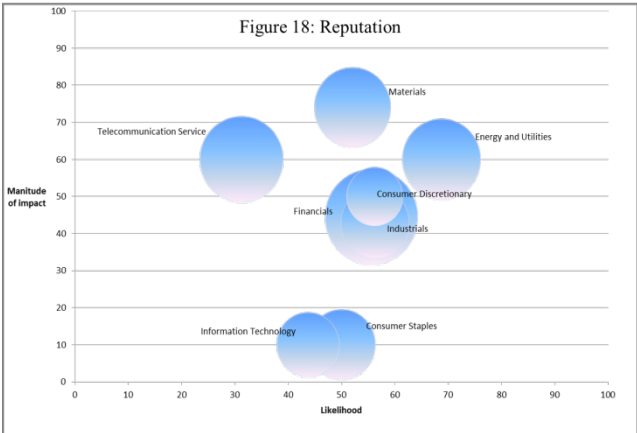
Figures 10-17: The relevance of physical risk drivers for different sectors

The results shown in figure 11 point out, that for the sector energy and utilities this risk driver leads to impacts marked by a very high magnitude of impact, a medium likelihood as well as a high importance within the sector.

Regarding risks by changes in precipitation extremes and droughts in Germany, Austria and Switzerland – as another example for physical risk drivers – the results show a rather average relevance for the sector energy and utilities, compared to other sectors (figure 12).

**3.3 Risks driven by changes in other climate-related developments**

Other climate-related risks taken into account are i) reputation, ii) changing consumer behavior, iii) uncertainty in market signals, and iv) fluctuating socio-economic conditions (figures 18 to 21).



**Figures 18-21: The relevance of other risk drivers for different sectors**

Finally, potential impacts by risk drivers due to changes in other climate-related developments will be highlighted. Reputation deals with negative perceptions experienced by the public (including lobby groups) as well as suppliers and customers (Brunsmeier and Groth 2015). Looking at figure 18, it becomes obvious, that from a companies’ perspective reputation as a

strong part of a company's capital is very vulnerable to negative perceptions by focus groups when it comes to the evaluation of companies' climate change adaptation and mitigation activities. For the energy and utility sector, reputation is – for example – a risk driver characterized by a high magnitude of impact, a high likelihood as well as a high importance within the sector.

Also changing consumer behavior within the energy and utility sector is already visible. As shown in the figure 19, the likelihood of a changing consumer behavior due to climate change for the private sector varies from medium to high. Especially with regard to the magnitude of impact there are major differences between sectors. However, it becomes clear that changing consumer behavior is a very important factor when it comes to the perception of climate change related risk drivers from a companies' perspective.

As markets respond to climate change impacts and predictions, volatility can be induced. That for, uncertainty in market signals have also to be taken into consideration, when it comes to the evaluation of climate-related risk drivers. The potential threat of uncertainty of market signals regarding climate change issues is presented in the figure 20. In contrast to reputation and changing consumer behavior, all sectors stated a high likelihood.

#### **4. Conclusion**

Europe is already affected by impacts related to climate change – and will be even stronger in the future (Jacob et al. 2014; Kovats et al. 2014; EEA 2012). Thus, adaptation action is important for preventing further damage and, together with mitigation, is a powerful, resource-efficient means to address climate change (CDP 2015; UN Global Compact 2015; Arent et al. 2014; IPCC 2014; UKCIP 2010).

While the main consequence of risk drivers due to changes in physical climate parameters as well as the consequence of risk drivers due to changes in regulation is an increase of operational and capital cost, the main consequences of other climate-related risk drivers are a reduced demand for products and services (Brunsmeier and Groth 2015).

This paper provides first of all detailed insights into climate change and adaptation related risks for companies. Furthermore, the cross-sectoral analysis offers companies a basis to position them within their own sector. By doing so, companies are given the opportunity to become aware of risk drivers they might be facing now or in the future as well as to evaluate their current risk management regarding climate change risks. Hence, the results facilitate a comparison of risk drivers between and within sectors. Further, the results might foster knowledge exchange between sectors. Regarding specific threats companies are facing, they can profit from other companies' experiences, good practices and innovative solutions from different sectors – most probably companies they would have not taken into consideration before, aiming for an efficient and effective adaptation to climate change. Thus, the study's findings can also serve as an innovative starting point for further research as well as the practical implementation of adaptation measures.

## References

- Agrawala, S., Carraro, M., Kingsmill, N., Lanzi, E., Mullan, M. and Prudent-Richard, G. (2011): Private sector engagement in adaptation to climate change: approaches to managing climate risks. OECD Environment Working Papers, No. 39, November 2011.
- Aragón-Correa, J.A. and Sharma, S. (2003): A contingent resource-based view of proactive corporate environmental strategy. In: *Academy of Management Review*, January 2003, Vol. 28, Issue 1: 71-88.
- Arent, D.J. et al. (2014): Key economic sectors and services. In: *Climate Change 2014: Impacts, Adaptation, and Vulnerability. Part A: Global and Sectoral Aspects. Contribution of Working Group II to the Fifth Assessment Report of the Intergovernmental Panel on Climate Change*. Cambridge University Press, Cambridge, United Kingdom and New York, NY, USA: 659-708.
- Brunsmeyer, A. and Groth, M. (2015): Hidden climate change related risks for the private sector. University of Lüneburg Working Paper Series in Economics, Working Paper No. 333, January 2015.
- BSR (2016): Adapting to climate change: a guide for the energy and utility industry. [http://www.bsr.org/reports/BSR\\_Climate\\_Adaptation\\_Issue\\_Brief\\_Energy\\_Uilities.pdf](http://www.bsr.org/reports/BSR_Climate_Adaptation_Issue_Brief_Energy_Uilities.pdf).
- Busch, T. (2011): Organizational adaptation to disruptions in the natural environment: the case of climate change. In: *Scandinavian Journal of Management*, Volume 27, Issue 4, December 2011: 389-404.
- CDP (2013): Investor CDP 2013 information request. <https://www.cdp.net/CDP%20Questionnaire%20Documents/Investor-CDP-2013-Information-Request.pdf>.
- CDP (2015): CDP global climate change report 2015. <https://www.cdp.net/CDPResults/CDP-global-climate-change-report-2015.pdf>.
- CDP (2016): Guidance for companies reporting on climate change on behalf of investors & supply chain members 2016. <https://www.cdp.net/Documents/Guidance/2016/CDP-2016-Climate-Change-Reporting-Guidance.pdf>.
- CDP and Climate Service Center Germany (2013): Klimawandelvermeidung und Anpassung im Energiesektor – Deutschland, Österreich und Schweiz. [http://www.climate-service-center.de/imperia/md/content/csc/cdp\\_\\_\\_csc\\_energiesektorstudie\\_opt.pdf](http://www.climate-service-center.de/imperia/md/content/csc/cdp___csc_energiesektorstudie_opt.pdf).



- CDP and Climate Service Center Germany (2014): Klimawandelvermeidung und Anpassung im Transport- und Logistiksektor – Deutschland, Österreich und Schweiz. <http://www.climate-service-center.de/imperia/md/content/csc/cdp-csc-climate-change-transport-logistic-2014-german.pdf>.
- Cortekar, J. and Groth, M. (2015): Adapting energy infrastructure to climate change - Is there a need for government interventions and legal obligations within the German “Energiewende”? In: *Energy Procedia* 73: 12-17.
- EEA (2012): *Climate change, impacts and vulnerability in Europe 2012. An indicator-based report.* EEA Report No 12/2012. EEA, Copenhagen, 2012.
- IPCC (2013): Summary for policymakers. In: *Climate Change 2013: The Physical Science Basis. Contribution of Working Group I to the Fifth Assessment Report of the Intergovernmental Panel on Climate Change.* Cambridge University Press, Cambridge, United Kingdom and New York, NY, USA.
- IPCC (2014): *Climate change 2014: impacts, adaptation, and vulnerability. Part A: global and sectoral aspects. Contribution of Working Group II to the fifth assessment report of the Intergovernmental Panel on Climate Change.* Cambridge: Cambridge University Press.
- Jacob D. et al. (2014): EURO-CORDEX: new high resolution climate change projections for European impact research. In: *Regional Environmental Change* (14): 563-578.
- Haigh, N. and Griffiths, A. (2012): Surprise as a catalyst for including climatic change in the strategic environment. In: *Business & Society*, Vol. 51, Issue 1: 89-120.
- Kovats, R.S. et al. (2014): Europe. In: *Climate Change 2014: Impacts, Adaptation, and Vulnerability. Part B: Regional Aspects. Contribution of Working Group II to the Fifth Assessment Report of the Intergovernmental Panel on Climate Change.* Cambridge University Press, Cambridge, United Kingdom and New York, NY, USA: 1267-1326.
- Linnenluecke, M.K., Griffiths, A. and Winn, M.I. (2013): Firm and industry adaptation to climate change: a review of climate adaptation studies in the business and management field. In: *Wiley Interdisciplinary Reviews: Climate Change* Volume 4, (5): 397-416.
- Linnenluecke, M.K., Griffiths, A. and Winn, M.I. (2012): Extreme weather events and the critical importance of anticipatory adaptation and organizational resilience in responding to impacts. In: *Business Strategy and the Environment*, Vol. 21, Issue 1: 17-32.

- Linnenluecke, M.K. and Griffiths, A. (2012): Assessing organizational resilience to climate and weather extremes: complexities and methodological pathways. In: *Climatic Change*, Vol. 113, Issue 3-4: 33-947.
- Linnenluecke, M. and Griffiths, A. (2010): Beyond adaptation: resilience for business in light of climate change and weather extremes. In: *Business Society*, Vol. 49, No. 3: 477-511.
- Okereke, C., Wittneben, B. and Bowen, F. (2012): Climate change: challenging business, transforming politics. In: *Business & Society*, Vol. 51, Issue 1: 7-30.
- UKCIP (2010): A changing climate for business. 3rd edition, UK Climate Impacts Programme (UKCIP), School of Geography and the Environment (OUCE), Oxford.
- UN Global Compact (2015): The business case for responsible corporate adaptation: strengthening private sector and community resilience. [https://www.unglobalcompact.org/docs/issues\\_doc/Environment/climate/Adaptation-2015.pdf](https://www.unglobalcompact.org/docs/issues_doc/Environment/climate/Adaptation-2015.pdf).

# Working Paper Series in Economics

(recent issues)

---

- No.363: *Arne Neukirch and Thomas Wein: Collusive Upward Gasoline Price Movements in Medium-Sized German Cities, June 2016*
- No.362: *Katja Seidel: Job Characteristics and their Effect on the Intention to Quit Apprenticeship., May 2016*
- No.361: *Katja Seidel: Apprenticeship: The Intention to Quit and the Role of Secondary Jobs in It., May 2016*
- No.360: *Joachim Wagner: Trade costs shocks and lumpiness of imports: Evidence from the Fukushima disaster, May 2016*
- No.359: *Joachim Wagner: The Lumpiness of German Exports and Imports of Goods, April 2016*
- No.358: *Ahmed Fayez Abdelgouad: Exporting and Workforce Skills-Intensity in the Egyptian Manufacturing Firms: Empirical Evidence Using World Bank Firm-Level Data for Egypt, April 2016*
- No.357: *Antonia Arsova and Deniz Dilan Karaman Örsal: An intersection test for the cointegrating rank in dependent panel data, March 2016*
- No.356: *Institut für Volkswirtschaftslehre: Forschungsbericht 2015, Januar 2016*
- No.355: *Christoph Kleineberg and Thomas Wein: Relevance and Detection Problems of Margin Squeeze – The Case of German Gasoline Prices, December 2015*
- No.354: *Karsten Mau: US Policy Spillover(?) - China's Accession to the WTO and Rising Exports to the EU, December 2015*
- No.353: *Andree Ehlert, Thomas Wein and Peter Zweifel: Overcoming Resistance Against Managed Care – Insights from a Bargaining Model, December 2015*
- No.352: *Arne Neukirch und Thomas Wein: Marktbeherrschung im Tankstellenmarkt - Fehlender Binnen- und Außenwettbewerb an der Tankstelle? Deskriptive Evidenz für Marktbeherrschung, Dezember 2015*
- No.351: *Jana Stoever and John P. Weche: Environmental regulation and sustainable competitiveness: Evaluating the role of firm-level green investments in the context of the Porter hypothesis, November 2015*
- No.350: *John P. Weche: Does green corporate investment really crowd out other business investment?, November 2015*
- No.349: *Deniz Dilan Karaman Örsal and Antonia Arsova: Meta-analytic cointegrating rank tests for dependent panels, November 2015*
- No.348: *Joachim Wagner: Trade Dynamics and Trade Costs: First Evidence from the Exporter and Importer Dynamics Database for Germany, October 2015*
- No.347: *Markus Groth, Maria Brück and Teresa Oberascher: Climate change related risks, opportunities and adaptation actions in European cities – Insights from responses to the GDP cities program, October 2015*

- No.346: *Joachim Wagner*: 25 Jahre Nutzung vertraulicher Firmenpaneldaten der amtlichen Statistik für wirtschaftswissenschaftliche Forschung: Produkte, Projekte, Probleme, Perspektiven, September 2015 [publiziert in: AStA Wirtschafts- und Sozialstatistisches Archiv 9 (2015), 2, 83-106]
- No.345: *Christian Pfeifer*: Unfair Wage Perceptions and Sleep: Evidence from German Survey Data, August 2015
- No.344: *Joachim Wagner*: Share of exports to low-income countries, productivity, and innovation: A replication study with firm-level data from six European countries, July 2015 [published in: Economics Bulletin 35 (2015), 4, 2409-2417]
- No.343: *Joachim Wagner*: R&D activities and extensive margins of exports in manufacturing enterprises: First evidence for Germany, July 2015
- No.342: *Joachim Wagner*: A survey of empirical studies using transaction level data on exports and imports, June 2015 [published in: Review of World Economics 152 (2016), 1, 215-225]
- No.341: *Joachim Wagner*: All Along the Data Watch Tower - 15 Years of European Data Watch in Schmollers Jahrbuch, June 2015
- No.340: *Joachim Wagner*: Kombinierte Firmenpaneldaten – Datenangebot und Analysepotenziale, Mai 2015
- No.339: *Anne Maria Busch*: Drug Prices, Rents, and Votes in the German Health Care Market: An Application of the Peltzman Model, May 2015
- No.338: *Anne Maria Busch*: Drug Prices and Pressure Group Activities in the German Health Care Market: An Application of the Becker Model, May 2015
- No.337: *Inna Petrunyk and Christian Pfeifer*: Life satisfaction in Germany after reunification: Additional insights on the pattern of convergence, May 2015
- No.336: *Joachim Wagner*: Credit constraints and the extensive margins of exports: First evidence for German manufacturing, March 2015 [published in: Economics: The Open-Access, Open-Assessment E-Journal, 9(2015-18): 1-17]
- No.335: *Markus Groth und Jörg Cortekar*: Die Relevanz von Klimawandelfolgen für Kritische Infrastrukturen am Beispiel des deutschen Energiesektors, Januar 2015
- No.334: *Institut für Volkswirtschaftslehre*: Forschungsbericht 2014, Januar 2015
- No.333: *Annette Brunsmeier and Markus Groth*: Hidden climate change related risks for the private sector, January 2015
- No.332: *Tim W. Dornis and Thomas Wein*: Trademark Rights, Comparative Advertising, and "Perfume Comparison Lists" – An Untold Story of Law and Economics, December 2014
- No.331: *Julia Jauer, Thomas Liebig, John P. Martin and Patrick Puhani*: Migration as an Adjustment Mechanism in the Crisis? A Comparison of Europe and the United States, October 2014
- No.330: *T. Addison, McKinley L. Blackburn and Chad D. Cotti*: On the Robustness of Minimum Wage Effects: Geographically-Disparate Trends and Job Growth Equations, September 2014
- No.329: *Joachim Möller and Marcus Zierer*: The Impact of the German Autobahn Net on Regional Labor Market Performance: A Study using Historical Instrument Variables, November 2014

- No.328: *Ahmed Fayez Abdelgouad, Christian Pfeifer and John P. Weche Gelübcke*: Ownership Structure and Firm Performance in the Egyptian Manufacturing Sector, September 2014
- No.327: *Stephan Humpert*: Working time, satisfaction and work life balance: A European perspective. September 2014
- No.326: *Arnd Kölling*: Labor Demand and Unequal Payment: Does Wage Inequality matter? Analyzing the Influence of Intra-firm Wage Dispersion on Labor Demand with German Employer-Employee Data, November 2014
- No.325: *Horst Raff and Natalia Trofimenko*: World Market Access of Emerging-Market Firms: The Role of Foreign Ownership and Access to External Finance, November 2014
- No.324: *Boris Hirsch, Michael Oberfichtner and Claus Schnabel*: The levelling effect of product market competition on gender wage discrimination, September 2014
- No.323: *Jürgen Bitzer, Erkan Gören and Sanne Hiller*: International Knowledge Spillovers: The Benefits from Employing Immigrants, November 2014
- No.322: *Michael Gold*: Kosten eines Tarifabschlusses: Verschiedene Perspektiven der Bewertung, November 2014
- No.321: *Gesine Stephan und Sven Uthmann*: Wann wird negative Reziprozität am Arbeitsplatz akzeptiert? Eine quasi-experimentelle Untersuchung, November 2014
- No.320: *Lutz Bellmann, Hans-Dieter Gerner and Christian Hohendanner*: Fixed-term contracts and dismissal protection. Evidence from a policy reform in Germany, November 2014
- No.319: *Knut Gerlach, Olaf Hübler und Wolfgang Meyer*: Betriebliche Suche und Besetzung von Arbeitsplätzen für qualifizierte Tätigkeiten in Niedersachsen - Gibt es Defizite an geeigneten Bewerbern?, Oktober 2014
- No.318: *Sebastian Fischer, Inna Petrunyk, Christian Pfeifer and Anita Wiemer*: Before-after differences in labor market outcomes for participants in medical rehabilitation in Germany, December 2014
- No.317: *Annika Pape und Thomas Wein*: Der deutsche Taximarkt - das letzte (Kollektiv-) Monopol im Sturm der „neuen Zeit“, November 2014
- No.316: *Nils Braakmann and John Wildman*: Reconsidering the impact of family size on labour supply: The twin-problems of the twin-birth instrument, November 2014
- No.315: *Markus Groth and Jörg Cortekar*: Climate change adaptation strategies within the framework of the German “Energiewende” – Is there a need for government interventions and legal obligations?, November 2014
- No.314: *Ahmed Fayez Abdelgouad*: Labor Law Reforms and Labor Market Performance in Egypt, October 2014
- No.313: *Joachim Wagner*: Still different after all these years. Extensive and intensive margins of exports in East and West German manufacturing enterprises, October 2014 [published in: Journal of Economics and Statistics 236 (2016), 2, 297-322]
- No.312: *Joachim Wagner*: A note on the granular nature of imports in German manufacturing industries, October 2014 [published in: Review of Economics 65 (2014), 3, 241-252]
- No.311: *Nikolai Hoberg and Stefan Baumgärtner*: Value pluralism, trade-offs and efficiencies, October 2014

(see [www.leuphana.de/institute/ivwl/publikationen/working-papers.html](http://www.leuphana.de/institute/ivwl/publikationen/working-papers.html) for a complete list)

Leuphana Universität Lüneburg  
Institut für Volkswirtschaftslehre  
Postfach 2440  
D-21314 Lüneburg  
Tel.: ++49 4131 677 2321  
email: brodt@leuphana.de

[www.leuphana.de/institute/ivwl/publikationen/working-papers.html](http://www.leuphana.de/institute/ivwl/publikationen/working-papers.html)