

Coenen, Günter; Straub, Roland; Trabandt, Mathias

**Working Paper**

## Fiscal policy and the 'Great Recession' in the euro area

ECB Working Paper, No. 1429

**Provided in Cooperation with:**

European Central Bank (ECB)

*Suggested Citation:* Coenen, Günter; Straub, Roland; Trabandt, Mathias (2012) : Fiscal policy and the 'Great Recession' in the euro area, ECB Working Paper, No. 1429, European Central Bank (ECB), Frankfurt a. M.

This Version is available at:

<https://hdl.handle.net/10419/153862>

**Standard-Nutzungsbedingungen:**

Die Dokumente auf EconStor dürfen zu eigenen wissenschaftlichen Zwecken und zum Privatgebrauch gespeichert und kopiert werden.

Sie dürfen die Dokumente nicht für öffentliche oder kommerzielle Zwecke vervielfältigen, öffentlich ausstellen, öffentlich zugänglich machen, vertreiben oder anderweitig nutzen.

Sofern die Verfasser die Dokumente unter Open-Content-Lizenzen (insbesondere CC-Lizenzen) zur Verfügung gestellt haben sollten, gelten abweichend von diesen Nutzungsbedingungen die in der dort genannten Lizenz gewährten Nutzungsrechte.

**Terms of use:**

*Documents in EconStor may be saved and copied for your personal and scholarly purposes.*

*You are not to copy documents for public or commercial purposes, to exhibit the documents publicly, to make them publicly available on the internet, or to distribute or otherwise use the documents in public.*

*If the documents have been made available under an Open Content Licence (especially Creative Commons Licences), you may exercise further usage rights as specified in the indicated licence.*



EUROPEAN CENTRAL BANK

EUROSYSTEM



## WORKING PAPER SERIES

NO 1429 / MARCH 2012

### FISCAL POLICY AND THE GREAT RECESSION IN THE EURO AREA

by Günter Coenen, Roland Straub  
and Mathias Trabandt



In 2012 all ECB  
publications  
feature a motif  
taken from  
the €50 banknote.



NOTE: This Working Paper should not be reported as representing the views of the European Central Bank (ECB). The views expressed are those of the authors and do not necessarily reflect those of the ECB, the Board of Governors of the Federal Reserve System or of any other person associated with the Federal Reserve System.

**Acknowledgements**

This paper has been prepared for the *American Economic Review, Papers and Proceedings, 2012*. We have benefited from presentations of earlier drafts at the ECB Conference on “Monetary and Fiscal Policy Challenges in Times of Financial Stress”, at the Banque de France-Deutsche Bundesbank-University of Hamburg Workshop on “Current Macroeconomic Challenges”, at the Annual Congress 2011 of the German Economic Association, at Norges Bank, and at the AEA Meetings 2012. Without implicating, we are particularly grateful for comments from and helpful discussions with Kai Christoffel, Thorsten Drautzburg, Jordi Galí, Robert Kollmann, Thomas Laubach, Eric Leeper, Marco Del Negro, Werner Roeger, Chris Sims, Frank Smets, Nikolai Staehler, Leopold von Thadden, Harald Uhlig and Anders Warne. We also thank Markus Kirchner for valuable support at an earlier stage in the preparation of this paper. The opinions expressed in the paper are those of the authors and do not necessarily reflect views of the institutions with which the authors are affiliated.

**Günter Coenen (Corresponding author)**

at European Central Bank, Directorate General Research, Kaiserstrasse 29, D-60311 Frankfurt am Main, Germany;  
e-mail: [gunter.coenen@ecb.europa.eu](mailto:gunter.coenen@ecb.europa.eu)

**Roland Straub**

at European Central Bank, Directorate General International and European Relations, Kaiserstrasse 29, D-60311 Frankfurt am Main, Germany; e-mail: [roland.straub@ecb.europa.eu](mailto:roland.straub@ecb.europa.eu)

**Mathias Trabandt**

Board of Governors of the Federal Reserve System, Division of International Finance, 20th Street and Constitution Avenue N.W, Washington, DC 20551, USA; e-mail: [mathias.trabandt@gmail.com](mailto:mathias.trabandt@gmail.com)

© European Central Bank, 2012

**Address**

Kaiserstrasse 29, 60311 Frankfurt am Main, Germany

**Postal address**

Postfach 16 03 19, 60066 Frankfurt am Main, Germany

**Telephone**

+49 69 1344 0

**Internet**

<http://www.ecb.europa.eu>

**Fax**

+49 69 1344 6000

All rights reserved.

ISSN 1725-2806 (online)

*Any reproduction, publication and reprint in the form of a different publication, whether printed or produced electronically, in whole or in part, is permitted only with the explicit written authorisation of the ECB or the authors.*

*This paper can be downloaded without charge from <http://www.ecb.europa.eu> or from the Social Science Research Network electronic library at [http://ssrn.com/abstract\\_id=2027446](http://ssrn.com/abstract_id=2027446).*

*Information on all of the papers published in the ECB Working Paper Series can be found on the ECB's website, <http://www.ecb.europa.eu/pub/scientific/wps/date/html/index.en.html>*

## ABSTRACT

How much did fiscal policy contribute to euro area real GDP growth during the Great Recession? We estimate that *discretionary* fiscal measures have increased annualized quarterly real GDP growth during the crisis by up to 1.6 percentage points. We obtain our result by using an extended version of the European Central Bank's New Area-Wide Model with a rich specification of the fiscal sector. A detailed modeling of the fiscal sector and the incorporation of as many as eight fiscal time series appear pivotal for our result.

JEL CLASSIFICATION SYSTEM: C11, E32, E62

KEYWORDS: Fiscal policy, DSGE modelling, Bayesian inference, euro area

## Non-technical Summary

The recent financial crisis triggered a large-scale fiscal policy response in the euro area. In the policy debate, it is often argued that expansionary fiscal policies had a substantial impact on economic activity. So it is natural to ask how much did fiscal policy actually contribute to euro area real GDP growth during the crisis?

In the wake of the financial crisis, fiscal multipliers have become once again the center of discussions within both academic and policy circles. Most of these discussions aimed at quantifying the size and the sensitivity of fiscal multipliers associated with the launch of large-scale fiscal stimulus packages. In this paper, and in contrast to previous studies, we provide an ex-post quantitative evaluation of the effectiveness of discretionary fiscal policies in influencing the euro area business cycle during the crisis. That is, on the basis of a growth accounting exercise we decompose the dynamics of real GDP growth in the euro area into fiscal and non-fiscal shocks over the period of 2007-10. To this end, we utilize an enhanced version of the ECB's New Area-Wide Model for the euro area with a rich specification of the fiscal sector and employ time series for eight different fiscal variables. Our specification of the fiscal sector aims at balancing the need for a high degree of detail, which is necessary for conducting a meaningful quantitative analysis of the impact of fiscal policy on real GDP, and tractability, which allows us to identify the relevant economic mechanisms.

Our model-based estimates suggest that discretionary fiscal policies in the euro area led to an increase in annualized quarterly real GDP growth by up to 1.6 percentage points during the crisis. The detailed modeling of the fiscal sector and the incorporation of as many as eight time series that characterize fiscal policy appear pivotal for our finding. That is, a baseline version of the model that has a rather stylized fiscal sector and that only measures one fiscal time series, namely government consumption, predicts a negligible role of discretionary fiscal policies for real GDP growth during the crisis.

# 1 Introduction

The recent financial crisis and recession—widely referred to as the “Great Recession”—triggered a large-scale fiscal policy response in the euro area. It is often argued that the expansionary fiscal measures enacted by national governments in 2009 had a substantial impact on economic activity. So a natural question that arises is how much did fiscal policy actually contribute to supporting euro area real GDP growth during the crisis.

Most of the theoretical and empirical literature that analyzes the impact of fiscal policy on economic activity has focused on the size and sensitivity of fiscal multipliers or on the effectiveness of fiscal stimulus packages.<sup>1</sup> Prominent examples are the recent model-based studies by Cogan et al. (2010), Christiano, Eichenbaum and Rebelo (2011) and Coenen et al. (2012).<sup>2</sup> However, the full fiscal policy response to the financial crisis did not rely on discretionary fiscal stimulus alone. For instance, automatic stabilizers did provide further support to the economy. Therefore, it is deemed important to account for the effects of automatic stabilizers when assessing the quantitative impact of discretionary fiscal policies on real GDP.

In this paper, and in contrast to previous model-based studies, we provide an ex-post evaluation of the overall effectiveness of discretionary fiscal policies in the euro area during the crisis on the basis of a growth accounting exercise. To this end, we utilize an enhanced version of the European Central Bank’s New Area-Wide Model (NAWM)<sup>3</sup> with a detailed specification of the fiscal sector to decompose the dynamics of real GDP growth in the euro area into the contributions of fiscal and non-fiscal shocks over the period 2007-10. Our specification of the fiscal sector aims at balancing the need for a high degree of detail, which is essential for conducting a meaningful quantitative analysis of the impact of fiscal policy on real GDP, and tractability, which permits identifying the relevant economic mechanisms.

## 2 Enhancing the Role for Fiscal Policy

In the baseline version of the NAWM, like in the Smets and Wouters (2007) model and its many offsprings, the role of fiscal policy is rather stylized. The fiscal authority purchases a public consumption good (modeled as a simple autoregressive process), issues bonds, and

---

<sup>1</sup>Two such large-scale fiscal packages were the American Recovery and Reinvestment Act (ARRA) in the United States and the European Economic Recovery Plan (EERP) in the European Union.

<sup>2</sup>See also Erceg and Lindé (2010), Uhlig (2010), Drautzburg and Uhlig (2011), Eggertsson (2011) and Woodford (2011). A review of the literature can be found in Coenen et al. (2012).

<sup>3</sup>See Christoffel, Coenen and Warne (2008) for a description of the baseline version of the NAWM, which is an open-economy extension of the Smets and Wouters (2007) model used for forecasting and policy analysis.

levies different types of distortionary taxes, albeit at constant rates. Ricardian equivalence holds because of the simplifying assumption that the fiscal authority's budget is balanced by means of lump-sum taxes.

In the extended version of the NAWM, we allow fiscal policy to influence the economy through several additional channels. First, we adapt the baseline model by introducing non-Ricardian households in the form of rule-of-thumb consumers, following Coenen and Straub (2005) and Galí, López-Salido and Vallés (2007). To this end, we assume that there is a continuum of households, indexed by  $h \in [0, 1]$ , which is split into two groups: (i) a share  $1 - \omega$  of Ricardian households, who accumulate physical capital and have access to financial markets and thus can smooth consumption intertemporally, and (ii) a share  $\omega$  of non-Ricardian households, who simply consume their after-tax disposable income.

Second, we augment the model by allowing for non-separable valuable government consumption similar to Leeper, Walker and Yang (2009b). This feature has several interesting implications. First, changes in government consumption affect optimal private consumption decisions directly, as opposed to the indirect wealth effect in case of separable government consumption. Second, conditional on the degree of complementarity a co-movement of private and government consumption may be obtained. Formally, aggregate consumption  $\tilde{C}_{h,t}$  of household  $h$  is defined as a constant elasticity of substitution (CES) aggregate:

$$\tilde{C}_{h,t} = \left( \alpha_G^{\frac{1}{v_G}} C_{h,t}^{\frac{v_G-1}{v_G}} + (1 - \alpha_G)^{\frac{1}{v_G}} G_t^{\frac{v_G-1}{v_G}} \right)^{\frac{v_G}{v_G-1}},$$

where  $C_{h,t}$  denotes the household's consumption of private goods, and  $G_t$  measures government consumption.  $\alpha_G$  is a share parameter, and the parameter  $v_G > 0$  measures the elasticity of substitution between private consumption and government consumption.  $v_G \rightarrow 0$  implies perfect complementarity,  $v_G \rightarrow \infty$  gives perfect substitutability, and  $v_G \rightarrow 1$  yields the Cobb-Douglas (CD) case.

Third, public capital is added as an input for intermediate-goods production by domestic firms, which are indexed by  $f \in [0, 1]$  and have access to a standard CD technology taking as inputs labor services and physical capital  $\tilde{K}_{f,t}$ . The latter is a CES aggregate of private capital services  $K_{f,t}$  and the public capital stock  $K_{G,t}$ :

$$\tilde{K}_{f,t} = \left( \alpha_K^{\frac{1}{v_K}} K_{f,t}^{\frac{v_K-1}{v_K}} + (1 - \alpha_K)^{\frac{1}{v_K}} K_{G,t}^{\frac{v_K-1}{v_K}} \right)^{\frac{v_K}{v_K-1}},$$

where  $\alpha_K$  is a share parameter, and the parameter  $v_K > 0$  denotes the elasticity of substi-

tution determining the degree of complementarity between private capital services and the public capital stock. Similar to Leeper, Walker and Yang (2009b), we consider a one-period time-to-build technology for government investment becoming productive and augmenting the public capital stock, while private capital formation is subject to generalized investment adjustment costs.

And fourth, we allow for a comprehensive set of fiscal instruments. On the expenditure side, we distinguish government consumption, government investment and government transfers. On the revenue side, we consider (distortionary) consumption taxes, labor income taxes and payroll taxes, as well as (non-distortionary) lump-sum taxes. The fiscal instruments are assumed to follow the prescriptions of simple feedback rules according to which the instruments react to their own lagged values and, except for consumption taxes, to real government debt, and to output. The output feedback component is thought to represent the operation of automatic stabilizers. Discretionary fiscal impulses are represented by unanticipated shocks entering the feedback rules. Following Leeper, Walker and Yang (2009a), we also allow for pre-announcement effects.

We estimate the extended model over the sample period from 1985Q1 to 2010Q2, employing Bayesian inference methods.<sup>4</sup> In estimating the model, we use time series for eight fiscal variables: government consumption, government investment, government transfers, indirect taxes, direct taxes, employees' and employers' social security contributions, as well as government debt. This contrasts with the use of a single fiscal time series for government consumption in the estimation of the baseline model.

In Table 1, we report estimation results for selected parameters characterizing the fiscal sector in the extended model. The posterior mode estimate of the share of non-Ricardian households equals  $\omega = 0.18$ , which is similar to, if not somewhat smaller than, the estimates reported in Coenen and Straub (2005). The posterior mode of the elasticity of substitution between private and government consumption goods is  $v_G = 0.29$ , so that the two goods enter the households' utility function as rather strong complements. Similarly, the posterior mode of the elasticity of substitution between private and public capital is  $v_K = 0.84$ , giving rise to moderate complementarities in the composite capital stock. In obtaining these estimates, we have calibrated the share parameters in the aggregate consumption bundle and the composite capital stock with  $\alpha_G = 0.75$  and  $\alpha_K = 0.9$ , respectively.<sup>5</sup>

---

<sup>4</sup>For a more detailed presentation of the model and the estimation results see Coenen, Straub and Trabandt (2011).

<sup>5</sup>At the prior and posterior mode, these parameter values imply roughly equal: (i) marginal products of private and public capital and (ii) marginal utilities of private (Ricardian) and government consumption.



Table 1: Selected estimation results for the extended model

Prior		Posterior		
		mode	5%	95%
A. Share of non-Ricardian households				
$\omega$	B(0.5,0.1)	0.18	0.12	0.24
B. Elasticity of substitution in CES aggregates				
$v_G$	N <sup>+</sup> (1,0.5)	0.29	0.00	0.61
$v_K$	N <sup>+</sup> (1,0.5)	0.84	0.17	1.69

Note: This table provides information on the (marginal) prior and posterior distributions (mode and the 5 and 95 percent percentiles) of key parameters of the fiscal sector in the extended model.

### 3 Fiscal Policies during the Crisis

In order to assess the predictions of our enhanced model for the role of discretionary fiscal policies during the crisis, we compare the implied historical decomposition of euro area real GDP growth over the period 2007-10 with the decomposition implied by the baseline model with a stylized specification of the fiscal sector.

We first consider the historical decomposition obtained with the baseline model. To this end, we decompose annualized quarter-on-quarter real GDP growth (in deviation from the mean growth rate) into the contributions of fiscal and non-fiscal shocks. With government consumption being the only observed fiscal variable, the baseline model features a single fiscal shock representing discretionary (unproductive) government spending. The historical decomposition depicted in Figure 1 suggests that discretionary government spending played a negligible role in stabilizing real GDP growth in the years 2009-10. This implies that in a counterfactual world without discretionary fiscal policy measures, real GDP outcomes would have not been significantly different from the ones observed.

In contrast, in our model with an enhanced fiscal sector and using as many as eight different fiscal variables as observables, the role of discretionary fiscal policies is much more prominent. The decomposition of real GDP growth in Figure 2 suggests that discretionary fiscal measures pushed up annualized quarter-on-quarter growth rates by up to 1.6 percentage points (in 2009Q2).

Figure 1: Decomposition of euro area real GDP growth: The baseline model.

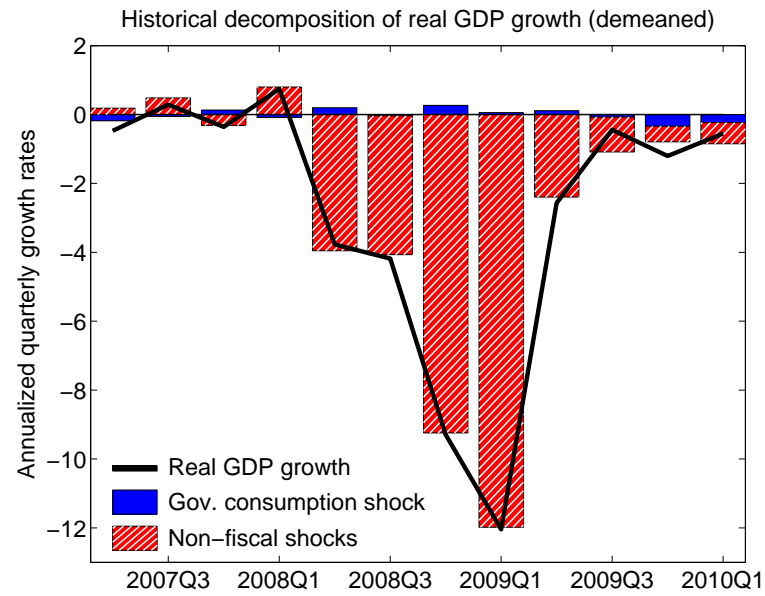
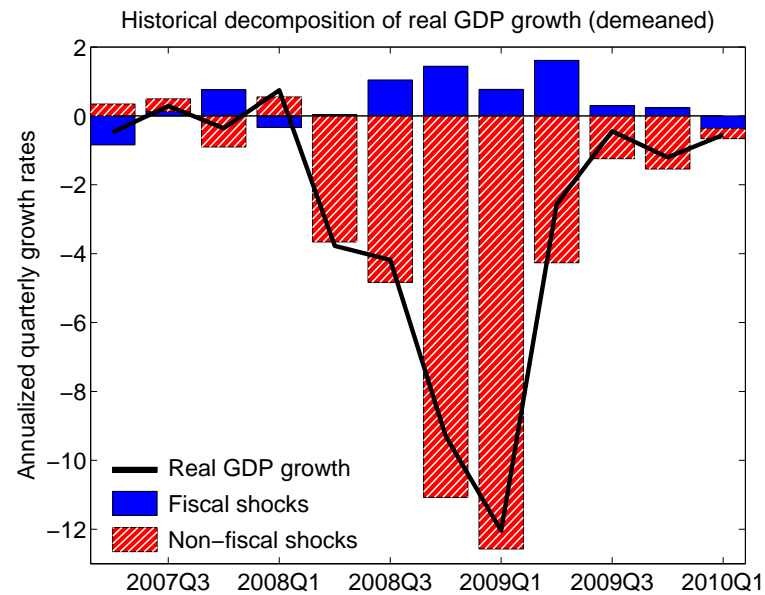
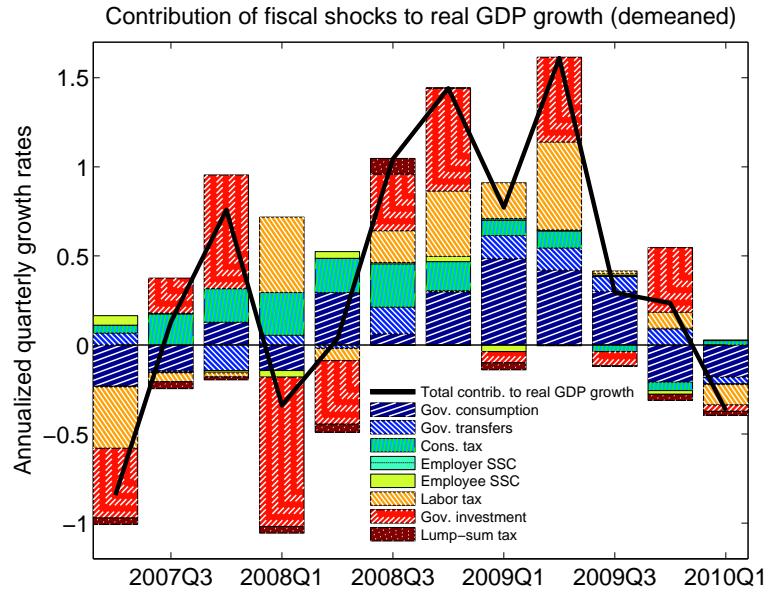


Figure 2: Decomposition of euro area real GDP growth: The extended model.



Naturally, the question arises which fiscal shocks had the strongest positive impact on euro area real GDP growth during the crisis. To shed some light on that question, we present the contributions of the individual fiscal shocks in Figure 3. According to the figure, shocks to government investment, government consumption, transfers, as well as consumption and labor income taxes have all been important in supporting euro area GDP growth.<sup>6</sup>

Figure 3: Contributions of the individual fiscal shocks in the extended model.



Our findings on the size of discretionary fiscal measures and the relative importance of the fiscal shocks are broadly in line with the fiscal measures that were actually enacted by national governments in response to the crisis under the European Economic Recovery Plan (EERP).<sup>7</sup>

## 4 Inspecting the Mechanisms

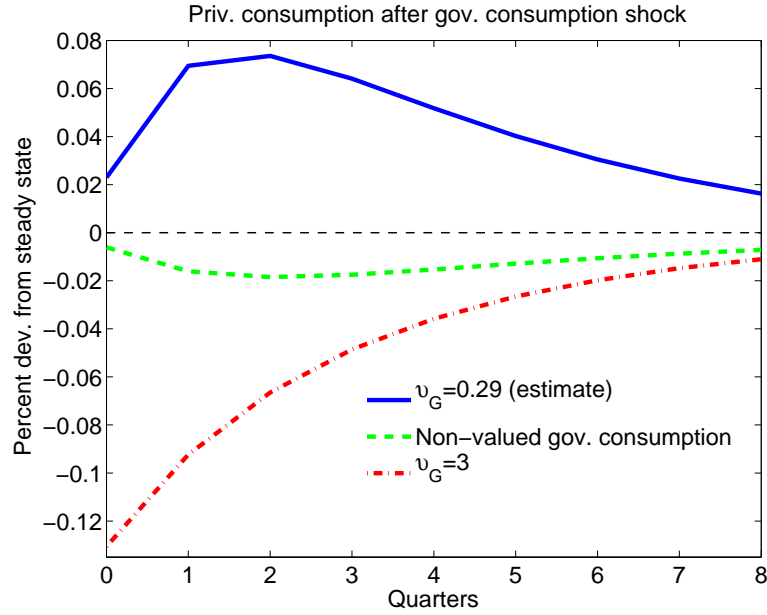
What drives the important role of fiscal variables in our enhanced model? We aim to answer this question by highlighting the role of two particular features of our model: (i)

<sup>6</sup>The slightly negative contribution of government investment in 2009Q1 is consistent with a sharp fall in public construction activity because of the adverse weather conditions around the turn of the year 2008.

<sup>7</sup>In Coenen, Straub and Trabandt (2011), we cross-check our results by inspecting the model's multipliers and by conducting a simulation-based assessment of the EERP similar to European Commission (2009) and Cwik and Wieland (2010). We show that our results are comparable to the findings in these studies, i.e. we find that the effects of fiscal stimulus measures can be sizeable but are rather short lived.

valued government consumption, and (ii) public capital. In order to simplify the exposition, we exclude all feedback and pre-announcement effects from the fiscal rules in the subsequent analysis. We only allow lump-sum taxes to react to government debt.

Figure 4: Inspecting the mechanisms: Valued government consumption.

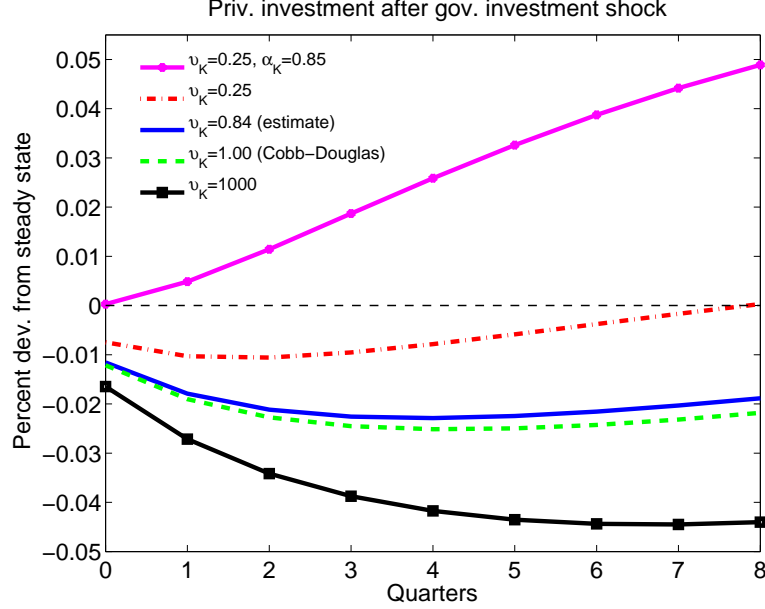


In Figure 4, we examine the impact of an exogenous increase in government consumption on private consumption under three different parameterizations. Starting with the benchmark case of wasteful government consumption, i.e. with  $\alpha_G = 1$  (as opposed to our calibrated value of  $\alpha_G = 0.75$ ), the figure depicts a persistent negative response of private consumption to a government consumption shock (one standard deviation). The “crowding-out” of private consumption is, as usual, caused by the negative wealth effect implied by a build-up of government debt and the anticipation of a higher tax burden in the future.<sup>8</sup> Assuming that government and private consumption are highly substitutable, e.g. with  $v_G = 3$ , induces a strong negative reaction of private consumption to a government consumption shock. However our posterior mode estimate of  $v_G = 0.29$  suggests that the data favor a specification with a strong complementarity of government and private

<sup>8</sup>Our estimated share of non-Ricardian households ( $\omega = 0.18$ ) is not large enough to overturn this effect. This result holds under rather general parameterizations of both  $\omega$  and other key model parameters, as discussed in Coenen and Straub (2005). At the same time, it ensures that transfers have a positive, albeit small impact on private consumption.

consumption. In this case, we observe a positive and hump-shaped response of private consumption to an exogenous increase in government consumption.

Figure 5: Inspecting the mechanisms: Public capital.



In Figure 5, we evaluate the impact of an exogenous increase in government investment on private investment by varying the degree of substitutability of private and public capital (keeping the capital share parameter initially fixed at  $\alpha_K = 0.9$ ). We choose as the benchmark the CD case with  $v_K = 1$ . In this case, the reaction of private investment to a government investment shock (one standard deviation) is, as expected, substantially negative. When setting  $v_K = 0.25$ , the decline in private investment following a government investment shock is markedly muted as private and public capital are strong complements. Using our posterior mode estimate of  $v_K = 0.84$  for simulating the response of private investment represents an intermediate case. This begs the question under which parametrization does a government investment shock “crowd in” private investment? It turns out that we need to set  $v_K = 0.25$  and  $\alpha_K = 0.85$  to trigger a positive reaction of private investment after a government investment shock. Thus, only a rather strong complementarity together with a larger share of public capital in the aggregate capital stock would lead to crowding-in.

## 5 Conclusions

Our model-based estimates suggest that discretionary fiscal policies in the euro area led to an increase in annualized quarterly real GDP growth by up to 1.6 percentage points during the crisis. The detailed modeling of the fiscal sector and the incorporation of as many as eight time series that characterize fiscal policy appear to be pivotal for our result. That is, a baseline version of the model that has a rather stylized fiscal sector and that only measures one fiscal time series, namely government consumption, predicts a negligible role of discretionary fiscal policies for real GDP growth during the crisis.

While our analysis has focused on the quantitative evaluation of the expansionary effects of discretionary fiscal measures during the crisis, the latter has led—partly as a consequence of the enacted measures—to a sizeable increase in government deficits and debt levels. Hence, future research ought to be extended towards examining the effects of fiscal consolidation strategies aimed at curtailing deficits and debt levels over the medium term. In pursuing this research, accounting for the endogenous nature of government bond premia, which have been rising sharply in some countries, will be a fundamental challenge.

## References

- Christiano, Lawrence. J., Martin Eichenbaum, and Sergio Rebelo, 2011, “When Is the Government Spending Multiplier Large?”, *Journal of Political Economy*, 119, 78–121.
- Christoffel, Kai, Günter Coenen, and Anders Warne, 2008, “The New Area-Wide Model of the Euro Area: A Micro-Founded Open-Economy Model for Forecasting and Policy Analysis”, European Central Bank Working Paper No. 944.
- Coenen, Günter, Christopher J. Erceg, Charles Freedman, Davide Furceri, Michel Kumhof, René Lalonde, Douglas Laxton, Jesper Lindé, Annabelle Mourougane, Dirk Muir, Susana Mursula, Carlos de Resende, John Roberts, Werner Roeger, Stephen Snudden, Mathias Trabandt, and Jan in’t Veld, 2012, “Effects of Fiscal Stimulus in Structural Models”, *American Economic Journal: Macroeconomics*, 4, 22–68.
- Coenen, Günter, and Roland Straub, 2005, “Does Government Spending Crowd in Private Consumption? Theory and Empirical Evidence for the Euro Area”, *International Finance*, 8, 435–70.
- Coenen, Günter, Roland Straub, and Mathias Trabandt, 2011, “Fiscal Policy and the Great Recession in the Euro Area”, unpublished, extended version available on authors’ webpages.
- Cogan, John F., Tobias Cwik, John B. Taylor, and Volker Wieland, 2010, “New Keynesian versus Old Keynesian Government Spending Multipliers”, *Journal of Economic Dynamics and Control*, 34, 281–95.
- Cwik, Tobias, and Volker Wieland, 2010, “Keynesian Government Spending Multipliers and Spillovers in the Euro Area”, European Central Bank Working Paper No. 1276.
- Drautzburg, Thorsten, and Harald Uhlig, 2011, “Fiscal Stimulus and Distortionary Taxation”, National Bureau of Economic Research Working Paper No. 17111.
- Eggertsson, Gauti B., 2011, “What Fiscal Policy Is Effective at Zero Interest Rates?”, in: Daron Acemoglu and Michel Woodford (eds), *NBER Macroeconomics Annual 2010*, Vol. 25, 59–112, Chicago: University of Chicago Press.
- Erceg, Christopher J., and Jesper Lindé, 2010, “Is There a Fiscal Free Lunch in a Liquidity Trap?”, Board of Governors of the Federal Reserve System, International Finance Discussion Paper No. 1003.
- European Commission, 2009, “Public Finances in EMU”, *European Economy*, 5/2009, 18–19.
- Galí, Jordi, J. David López-Salido, and Javier Vallés, 2007, “Understanding the Effects of Government Spending on Consumption”, *Journal of the European Economic Association*, 5, 227–70.
- Leeper, Eric, Todd B. Walker, and Shu-Chun S. Yang, 2009a, “Fiscal Foresight and Information Flows”, National Bureau of Economic Research Working Paper No. 14630.

- Leeper, Eric, Todd B. Walker, and Shu-Chun S. Yang, 2009b, “Government Investment and Fiscal Stimulus in the Short and Long Runs”, National Bureau of Economic Research Working Paper No. 15153.
- Smets, Frank, and Rafael Wouters, 2007, “Shocks and Frictions in US Business Cycles: A Bayesian DSGE Approach”, *American Economic Review*, 97, 586–606.
- Uhlig, Harald, 2010, “Some Fiscal Calculus”, *American Economic Review*, 100, 30–34.
- Woodford, Michael, 2011, “Simple Analytics of the Government Expenditure Multiplier”, *American Economic Journal: Macroeconomics*, 3, 1–35.