

Ehrmann, Michael; Fratzscher, Marcel

Working Paper

Explaining monetary policy in press conferences

ECB Working Paper, No. 767

Provided in Cooperation with:

European Central Bank (ECB)

Suggested Citation: Ehrmann, Michael; Fratzscher, Marcel (2007) : Explaining monetary policy in press conferences, ECB Working Paper, No. 767, European Central Bank (ECB), Frankfurt a. M.

This Version is available at:

<https://hdl.handle.net/10419/153201>

Standard-Nutzungsbedingungen:

Die Dokumente auf EconStor dürfen zu eigenen wissenschaftlichen Zwecken und zum Privatgebrauch gespeichert und kopiert werden.

Sie dürfen die Dokumente nicht für öffentliche oder kommerzielle Zwecke vervielfältigen, öffentlich ausstellen, öffentlich zugänglich machen, vertreiben oder anderweitig nutzen.

Sofern die Verfasser die Dokumente unter Open-Content-Lizenzen (insbesondere CC-Lizenzen) zur Verfügung gestellt haben sollten, gelten abweichend von diesen Nutzungsbedingungen die in der dort genannten Lizenz gewährten Nutzungsrechte.

Terms of use:

Documents in EconStor may be saved and copied for your personal and scholarly purposes.

You are not to copy documents for public or commercial purposes, to exhibit the documents publicly, to make them publicly available on the internet, or to distribute or otherwise use the documents in public.

If the documents have been made available under an Open Content Licence (especially Creative Commons Licences), you may exercise further usage rights as specified in the indicated licence.



EUROPEAN CENTRAL BANK

EUROSYSTEM

WORKING PAPER SERIES

NO 767 / JUNE 2007


**EXPLAINING MONETARY
POLICY IN PRESS
CONFERENCES**

by Michael Ehrmann
and Marcel Fratzscher



EUROPEAN CENTRAL BANK

EUROSYSTEM



WORKING PAPER SERIES

NO 767 / JUNE 2007

EXPLAINING MONETARY POLICY IN PRESS CONFERENCES ¹

by Michael Ehrmann
and Marcel Fratzscher ²



In 2007 all ECB publications feature a motif taken from the €20 banknote.

This paper can be downloaded without charge from <http://www.ecb.int> or from the Social Science Research Network electronic library at http://ssrn.com/abstract_id=989997.

¹ We would like to thank seminar participants at the ECB, as well as Klaus Adam, Helge Berger, Niels Bünemann, Luca Dedola, Carlo Rosa, Frank Smets, Rolf Strauch and Philip Vermeulen as well as an anonymous referee of the ECB Working Paper Series for comments on earlier versions of the paper, Andreas Strauch for continuous and insightful discussions of the financial market's perception of the ECB's communication, and Alexander Bick for excellent research assistance. The views expressed in this paper are those of the authors and do not necessarily reflect those of the European Central Bank.

² Both authors: European Central Bank, Kaiserstrasse 29, 60311 Frankfurt am Main, Germany; e-mail: Michael.Ehrmann@ecb.int and Marcel.Fratzscher@ecb.int

© European Central Bank, 2007

Address

Kaiserstrasse 29
60311 Frankfurt am Main, Germany

Postal address

Postfach 16 03 19
60066 Frankfurt am Main, Germany

Telephone

+49 69 1344 0

Internet

<http://www.ecb.int>

Fax

+49 69 1344 6000

Telex

411 144 ecb d

All rights reserved.

Any reproduction, publication and reprint in the form of a different publication, whether printed or produced electronically, in whole or in part, is permitted only with the explicit written authorisation of the ECB or the author(s).

The views expressed in this paper do not necessarily reflect those of the European Central Bank.

The statement of purpose for the ECB Working Paper Series is available from the ECB website, <http://www.ecb.int>.

ISSN 1561-0810 (print)

ISSN 1725-2806 (online)

CONTENTS

Abstract	4
Non-technical summary	5
1 Introduction	7
2 Data	11
2.1 3-month Euribor futures	11
2.2 Monetary policy decisions and the press conference	11
2.3 Macroeconomic uncertainty	13
3 The effect of the ECB's meeting-day communication	14
3.1 Relevance for financial markets	14
3.2 Determinants of market reactions	15
4 The clarification objective of the Q&A session	17
5 Real-time effects of press conference statements	20
6 Conclusions	22
References	23
Figures and tables	25
Appendix	38
European Central Bank Working Paper Series	40

Abstract

The question how best to communicate monetary policy decisions remains a highly topical issue among central banks. Focusing on the experience of the European Central Bank, this paper studies how explanations of monetary policy decisions at press conferences are perceived by financial markets. The empirical findings show that ECB press conferences provide substantial additional information to financial markets beyond that contained in the monetary policy decisions, and that the information content is closely linked to the characteristics of the decisions. Press conferences indeed have on average had larger effects on financial markets than even the corresponding policy decisions, and with lower effects on volatility. Moreover, the Q&A part of the press conference fulfils a clarification role about the economic outlook, in particular during periods of large macroeconomic uncertainty.

JEL No.: E52, E58, G14.

Keywords: monetary policy; financial markets; real-time analysis; press conference; communication; European Central Bank.

Non-technical summary

The way central banks communicate with the public has seen dramatic changes in recent decades. There is a clear tendency to provide more information, and to do so in a much more timely fashion. Not only do central banks communicate more about their policy objectives (for instance by adopting quantitative goals, such as definitions of price stability) and their strategies, the way central banks communicate their monetary policy decisions has also evolved considerably. In general, enhanced communication and transparency is widely argued by both policy-makers and academics to have improved the effectiveness of monetary policy considerably. Further modifications to current practices are in the making, with a number of central banks, including the Federal Reserve – which in 2006 appointed an FOMC subcommittee on communication – currently debating whether and how to modify communication practices.

An interesting recent case in point is the decision in May 2007 by the Swedish Riksbank to increase the frequency of press conferences and hold a press conference after each policy meeting in order to “provide more detailed and more regular information.” Moreover, the press conference will obtain substantially more weight in the Riksbank’s communication strategy as it was decided at the same time that there should in general be no further communication on monetary policy intentions in speeches in the inter-meeting periods.

Whereas it is nowadays common practice to announce policy decisions immediately by means of a press release, central banks have adopted various approaches as to how policy decisions are *explained* to the public. One relatively recent and, as also the case of the Riksbank shows, increasingly important approach has been the introduction and use of press conferences, where monetary policy decisions are explained in detail, and journalists are given the chance to ask questions to the central bank officials. With a couple of years of experience with press conferences as a communication instrument, it is now possible to evaluate their usefulness. This paper analyses the case of the ECB’s press conferences, which have been part of the ECB’s communication tools right from its inception in January 1999, taking a financial market perspective. It focuses on two central questions: first, to what extent do the press conferences systematically add relevant information to explain given decisions? And second: do press conferences provide additional information, beyond that explaining a given decision, in particular about the state and outlook of the economy?

The main findings of the paper can be summarised as follows. Overall, press conferences have systematically added information about ECB policy decisions as well as about the underlying state of the economy. In fact, the size of the market reaction to press conferences is on average substantially larger than the reaction to the policy decision itself, while press conferences at the same time exert smaller effects on market volatility. The market reaction to a press conference is related to the characteristics of the decision: the less well a decision has been anticipated by the market, the stronger is the reaction to the introductory statement. This suggests that the statement contains relevant explanations for the reasons underlying the decision, which helps clarify the market participants’ interpretation of the decision. Beyond this explanation, no further clarification of the given decision is required, as on average

the market reaction to the Q&A session is not dependent on the characteristics of the preceding decision.

More specifically, the paper asks to what type of information and statements markets react during press conferences. It shows that statements made during the press conference containing a reference to inflationary developments are strong market movers. Furthermore, responses to questions regarding rate discussions at the Governing Council meeting have substantial effects on markets. Other statements, e.g. about the economic outlook, second round effects, or money growth are important as well, yet not as consistently as those about inflation and rate discussions.

Finally, the paper analyses whether the Q&A session, probably the most distinctive characteristic of the press conference relative to a press statement that is released on the central bank website, is able to clarify the views of the public about the current decision and the future course of monetary policy. It gives journalists the opportunity in real time to digest the information provided through the decision and the introductory statement, to compare it with their own prior information, and to ask questions on those issues that need clarification. While the Q&A session does not systematically add information beyond that given in the introductory statement, a clarification role is indeed apparent in the data, as financial markets show large movements under specific circumstances.

In particular, we focus on directional changes in financial market movements during the Q&A compared to the reaction to the policy decision. We find that such a directional change is less likely to occur if the decision itself contains a lot of information (such as when it surprised markets or interest rates were changed). Directional changes are more frequent when there is a high degree of uncertainty among market participants about the state and outlook of the economy. Under situations of elevated macroeconomic uncertainty, the market response to the release of the monetary policy decision itself is muted, suggesting that market participants wait for the clarification provided during the press conference. Thus, in line with this, the paper finds that the Q&A session is indeed playing a clarification role in particular in such situations.

1. Introduction

The way central banks communicate with the public has seen dramatic changes in recent decades. Further modifications to current practices are in the making, with a number of central banks, including the Federal Reserve – which in 2006 appointed an FOMC subcommittee on communication – currently debating whether and how to modify communication practices. Market speculation persists that possible changes could include the more frequent use of press conference as a communication tool (e.g. Bloomberg 2006). An interesting recent case in point is the decision by the Swedish Riksbank to hold a press conference after each policy meeting in order to “provide more detailed and more regular information.” Moreover, the press conference will obtain substantially more weight in the Riksbank’s communication strategy as it was decided at the same time that there should in general be no further communication on monetary policy intentions in speeches in the inter-meeting periods.¹

Overall, there is a clear tendency to provide more information, and to do so in a much more timely fashion. Not only do central banks communicate more about their policy objectives (for instance by adopting quantitative goals, such as definitions of price stability) and their strategies, the way central banks communicate their monetary policy decisions has also evolved considerably. In general, enhanced communication and transparency is widely argued by both policy-makers and academics to have improved the effectiveness of monetary policy considerably.²

Whereas it is nowadays common practice to announce policy decisions immediately by means of a press release, central banks have adopted various approaches as to how policy decisions are *explained* to the public. One relatively recent approach has been the introduction of press conferences, where monetary policy decisions are explained in detail, and journalists are given the chance to ask questions to the central bank officials.³ Regular press conferences to explain monetary policy decisions are currently held by the central banks of the Czech Republic, Japan, New Zealand, Norway, Poland, Sweden and Switzerland, as well as by the European Central Bank (ECB). An alternative approach has been to provide only a short statement on the decision on the meeting day, followed by the release of minutes with a significant time delay, usually a few weeks later. This approach is currently employed in particular by the Bank of England and the Federal Reserve.

With a view to the ongoing reassessment of communication strategies of central banks, and having gained some experience with press conferences as a

¹ On 11 May 2007, First Deputy Governor Irma Rosenberg declared that: “Firstly, press conferences will in future be held after each monetary policy meeting, regardless of what decision has been taken. ... By [...] holding press conferences after each monetary policy meeting the Riksbank will provide more detailed and more regular information on the considerations taken by the Executive Board.” Moreover, she stated: “The Executive Board has come to the conclusion that there is not normally any reason to indicate how the repo rate will be set in speeches and press releases issued prior to the monetary policy meetings. Our assessment is that it is enough to signal our intentions clearly in connection with the seven monetary policy meetings held every year.” (Riksbank 2007)

² This point is stressed by a number of important studies – though this list is by no means exhaustive – including Bernanke (2004), Blinder (1998), Goodhart (2005), Issing (2005), Reinhart and Sack (2006), and Woodford (2005).

³ With the notable exceptions of the Swedish and Swiss central banks (both of which hold infrequent press conferences), the introduction of regular press conferences dates back only to the turn of the millennium (Issing, 2005).

communication instrument, a first evaluation of their usefulness is now in order. This paper analyses the case of the ECB's press conferences, which have been part of the ECB's communication tools right from the start of its monetary policy in January 1999. Following the rate-setting meetings of the ECB's decision-making body, the Governing Council, which typically take place on the first Thursday of each month, the ECB announces the monetary policy decisions at 13:45 (CET). 45 minutes later, at around 14:30, the ECB President and Vice-President hold a press conference (with the exception of one meeting in summer, where normally no press conference is held). It comprises two elements; a prepared introductory statement that contains the background considerations for the monetary policy decision, and a Questions & Answers (Q&A) part during which the President and the Vice-President are available to answer questions by the attending journalists.

The paper analyses the ECB's experience from a financial market perspective. We focus on two central questions: first, to what extent do press conferences systematically add relevant information to explain given decisions? And second: do press conferences provide *additional* information, beyond that explaining a given decision, in particular about the state and outlook of the economy? In principle, if a policy decision contains all relevant information for market participants, markets should not show any systematic movement during press conferences. The separation of the release of the decision from its explanation therefore allows us to separate the effect of monetary policy decisions from the accompanying communication. Moreover, as the press conference is broadcasted, and reported upon in real time by financial market newswire services, it is possible to trace the information flow to financial markets, and thus to separately analyse market reactions to the various types of information.⁴ Finally, the Q&A session provides for an interesting tool of central bank communication, as it enables journalists to ask clarifying questions to the policy makers. The analysis in this paper assesses under what circumstances the Q&A session is valuable to clarify issues and the overall message of the press conference.

The main findings of the paper can be summarised as follows. Overall, press conferences have systematically added information about ECB policy decisions as well as about the underlying state of the economy. In fact, the size of the market reaction to press conference is on average substantially larger than the reaction to the policy decision itself, while the press conference at the same time exerts lower effects on market volatility. The market reaction to the press conference is related to the characteristics of the decision: the less well a decision has been anticipated by the market, the stronger is the reaction to the introductory statement. This suggests that the statement contains relevant explanations for the reasons underlying the decision, which helps clarify the market participants' interpretation of the decision. Beyond this explanation, no further clarification of the given decision is required, as on average the market reaction to the Q&A session is not dependent on the characteristics of the preceding decision.

⁴ This stands in contrast to the information flow for many other central banks, where relevant information on the decisions, such as the minutes of the meetings, are released to the media with an embargo time. In these cases, newswire services prepare a set of news lines that are then released to the markets simultaneously as soon as the embargo time has elapsed. With this simultaneous arrival of news, it is not possible to test the relevance of the various parts of central bank communication. Nevertheless, some studies have focused on regime shifts of communication practices at the central banks, such as Swanson (2006) for the FOMC.

More specifically, the paper asks to what type of information and statements markets react during press conferences. It shows that statements made during the press conference containing a reference to inflationary developments are strong market movers. Furthermore, responses to questions regarding rate discussions at the Governing Council meeting have substantial effects on markets. Other statements, e.g. about the economic outlook, second round effects, or money growth are important as well, yet not as consistently as those about inflation and rate discussions.

Finally, the paper analyses whether the Q&A session, probably the most distinctive characteristic of the press conference relative to a press statement that is released on the central bank website, is able to clarify the views of the public about the current decision and the future course of monetary policy. It gives journalists the opportunity in real time to digest the information provided through the decision and the introductory statement, to compare it with their own prior information, and to ask questions on those issues that need clarification. While the Q&A session does not systematically add information beyond that given in the Introductory Statement, a clarification role is indeed apparent in the data, as financial markets show large movements under specific circumstances. In particular, we focus on directional changes in financial market movements during the Q&A compared to the reaction to the policy decision. We find that such directional changes are less likely to occur if the decision itself contains a lot of information (such as when it surprised markets or interest rates were changed). Directional changes are more frequent when there is a high degree of uncertainty among market participants about the state and outlook of the economy. Under situations of elevated macroeconomic uncertainty, the market response to the release of the monetary policy decision itself is muted, suggesting that market participants wait for the clarification provided during the press conferences. In line with this, the paper finds that the Q&A session is indeed playing a clarification role in particular in such situations.

By looking at financial market reactions to the announcement of policy decisions and the surrounding communication, this paper is related to different strands of the literature. First, there are numerous studies that analyse market reactions to monetary policy decisions. Most of the work in this literature has focused on the Federal Reserve, though there is increasingly also work on other central banks, including the ECB.⁵ This strand of research has reached a consensus that financial market reactions to the release of monetary policy decisions are substantial.

Second, a number of recent papers analyse issues relating to central bank communication, reflecting the increased importance communication aspects have gained in the conduct of monetary policy over the last decades. Two recent contributions look at the intersection of the announcement of policy decisions and

⁵ Some important studies on the Federal Reserve, though this list is by no means exhaustive, are Thornton (1998), Fleming and Remolona (1999), Kuttner (2001), Cochrane and Piazzesi (2002), Bomfin (2003), Bernanke and Kuttner (2003), Rigobon and Sack (2004), and Ehrmann and Fratzscher (2004). Studies covering the ECB are Hartmann, Manna and Manzanares (2001), Gaspar, Perez Quiros and Sicilia (2001), and Ehrmann and Fratzscher (2003). Finally, Anderson (2006) compares the reaction of long-term bonds and stock markets for the two central banks, and finds that, although financial markets react in both cases, volatility in the euro area responds by less than in the US, a finding that has not yet been well understood.

communication, as we do in this study. Gürkaynak et al. (2005) decompose the policy surprises of FOMC decisions, and show that they contain not only an element of surprise about the current decision, but also about the future path of interest rates. Given the high degree of predictability of FOMC decisions in recent years, financial markets react predominantly to this “path surprise”, which can furthermore be related to the existence of FOMC statements, i.e. communication surrounding the release of the policy decisions. The same approach has been applied to study the ECB’s case in Brand et al. (2006), who also find that it is less the announcement of the decision that contains information, but more the press conference that provides substantial new information to financial markets. As we will do in this paper, Brand et al. exploit the fact that the ECB’s releases of monetary policy decision are separated from any further explanatory communication during the press conference. The present paper shares the finding that the information content of the press conference is large relative to the one of the monetary policy decision, and goes one step further by decomposing the elements of the press conference, and by identifying the individual pieces of information to which markets react and which make the press conference constitute a clarifying communication tool.

A number of studies have constructed wording indicators to classify the content of the introductory statements of the ECB’s press conferences (Heinemann and Ulrich 2005, Rosa and Verga 2006, Berger, de Haan and Sturm 2006), showing that there have been significant changes in the tone and the message of these statements, in particular with regard to the initial years of the ECB, and the effectiveness of certain code words and phrases.

Other papers in the literature more generally analyse financial market reactions to policy decisions and communication, both by the committees (Kohn and Sack 2004, Reeves and Sawicki 2006, Andersson et al. 2006) and by individual committee members (Reinhart and Sack 2006, Ehrmann and Fratzscher 2007). Research on the role of minutes has emphasised the relevance of timeliness in communication. With the expedited release practices of both the Federal Reserve and the Bank of England, whereby the minutes are now made public prior to the subsequent meeting, financial market reactions have strengthened considerably (Reinhart and Sack 2006, Bank of England 2005). Some though limited work has been undertaken on understanding how the media digest information provided by central banks (de Haan, Amtenbrink and Waller 2004 and Berger, Ehrmann and Fratzscher 2006).⁶ Much of this literature analyses the effect of monetary policy meetings and their announcements; however, to our knowledge the present paper is the first to look in detail – minute by minute and statement by statement – at the individual components of the ECB press conference.

The remainder of this paper is structured as follows. Section 2 starts by presenting the data underlying our analysis. Section 3 contains the discussion of the empirical results, together with various extensions and robustness checks. Section 4 focuses on the specific statements contained in the press conferences and analyses how these have been priced into markets, while section 5 specifically investigates to what extent the Q&A part fulfils a clarification role. Finally, Section 6 concludes.

⁶ Related studies that focus on the overall role of transparency and communication for different central banks are Geraats (2002) and Guthrie and Wright (2000); or the impact of specific pieces of central bank and other news on financial markets (e.g. Fleming and Remolona 1999 and Andersson 2007).

2. Data

This section discusses the main data used in the empirical analysis, foremost the 3-month Euribor futures rates, the newswire and other data on ECB press conferences, and the proxies for macroeconomic uncertainty.

2.1. 3-month Euribor futures

This paper analyses the reaction of 3-month Euribor futures to the communication on Governing Council meeting days, given the fact that this is the most traded money market instrument on this occasion. We have obtained intra-day data from TickData Inc. The prices are recorded as actual transaction prices on LIFFE on a tick-by-tick basis.⁷ As these observations are unequally spaced, we calculate price data on a minute-by-minute frequency by linear interpolation of the two tick prices immediately before and after the full minute (Andersen et al. 2003). For an analysis of trading activity, we furthermore obtain the number of ticks recorded within a given minute. Furthermore, although only as of July 2003, the data contains information on traded volumes, measured as the number of contracts (over €1 million each) traded.

The decision to calculate minute-by-minute data arises because this is the frequency at which we can obtain data on the news headlines by the financial newswires (described below). From the price data, we calculate returns as $r_t = 100 * [\ln(p_t) - \ln(p_{t-1})]$. An alternative measure for the market evolution would consist in the first difference of prices, as the implied futures rate f_t is derived from the quoted price by subtracting the latter from 100, such that $f_t - f_{t-1} = (100 - p_t) - (100 - p_{t-1}) = p_{t-1} - p_t$. The two measures are extremely similar, with a 1% return being roughly equivalent to a 100 basis point decrease in the implied futures rate. Finally, we construct a measure of realised volatility based on Andersen et al. (2003) as the sum of the squared returns over the relevant time windows.⁸

As is well known, such high frequency financial market data are subject to intraday patterns and day of the week effects, which will have to be controlled for in any subsequent analysis.

2.2. Monetary policy decisions and the press conference

Information on the ECB's monetary policy decisions and press conferences has been obtained from its website. The taped versions on the press conference on Bloomberg

⁷ Euribor futures contracts are based on an interbank rate, which is highly correlated with the ECB's policy rate. The data generally refer to the contract with the nearest maturity. The switch to the next maturity is done by a procedure that compares daily tick volumes for two adjacent contracts. It switches usually around 3-5 days before expiration of the contract with the nearest maturity, when daily tick volumes exceed those of the old contract. This procedure ensures maximum liquidity of the considered contracts. For more information, see <http://www.tickdata.com>.

⁸ Choosing a length of the time window over which realised volatility is calculated, and the frequency of the underlying return data, is subject to a trade-off (Andersen et al., 2003). In our case, the minutely frequency of the return data is naturally given by the frequency of some of the explanatory variables. The time window over which we calculate realised volatility similarly arises naturally, e.g. through the length of the various parts of the press conference.

allow us to determine the length of the introductory statement and the Q&A session, respectively, for each press conference. Due to data availability, our sample starts with the press conference in July 2001; it ends with the conference in April 2006, such that our sample contains 53 observations. It is therefore important to keep in mind that results are based on a small sample. Table 1 provides a few summary statistics for the press conferences in our sample. It has lasted on average around 44 minutes, with 12 minutes taken up by reading the introductory statement, and 32 minutes for the Q&A session. On average, there are around 16 questions asked in the Q&A session. However, all figures vary substantially over time. The number of questions posed, for instance, varies from 8 on August 30, 2001 to 31 on June 05, 2003 (interestingly, both days on which policy rates were changed).

Table 1 here

As we are *inter alia* interested in market reactions to individual statements made during the press conference, we extract the real-time reports (snaps) released on a commonly used newswire service, Reuters News. As the snaps are available from Reuters for 13 consecutive months only, our sample starts only in September 2004.⁹ Furthermore, the sample ends in July 2005 (note that no press conferences are held in August), in order to restrict the analysis to a relatively homogeneous time sample, namely a period where markets did not expect any immediate changes in policy rates.

As an illustration, Table A1 in the annex provides the snaps released on Reuters during the press conference in November 2004. Each snap consists of a brief statement, reporting about the main points made during the press conference. Importantly for our purposes, the time stamp is available for each snap, such that we know the exact minute at which the information reaches the markets. We distinguish the snaps according to their content, differentiating between statements on the economic outlook, inflation, second round effects, money growth and interest rates.¹⁰ The latter classification was chosen for statements that relate directly to the discussion on policy rates in the Governing Council. Such statements are never made during the introductory statement, but sometimes in response to a question (such as whether a rate decision was made unanimously, whether the Governing Council has discussed all options, i.e. increasing, decreasing as well as maintaining interest rates, etc.) during the Q&A session. From the snaps, we construct a time series for each of the content categories, which is equal to one in any minute where an according snap is recorded on Reuters, and equal to zero otherwise.

A number of caveats of this methodology should be emphasized. First, newswire services may wrongly report or misinterpret a statement. However, as our objective is to assess communication from the perspective of financial markets, it is important to analyse the information market participants actually receive. Second, there are a

⁹ Alternative sources like Bloomberg or Market News International provide these data for considerably shorter periods only.

¹⁰ Our dataset contains 530 snaps. Of these, 483 have an economic content (as opposed to snaps reporting that the ECB president opens the press conference or the Q&A session, or snaps related to topical issues other than monetary policy or the economic developments, such as central bank gold sales). Our classification covers two thirds of the statements with economic content. Snaps not covered relate, for instance, to global imbalances, or fiscal policy. Their inclusion does not alter the results of our econometric analyses.

number of newswire services that report in real time, and the press conference is furthermore televised. Accordingly, financial market participants might receive different information, depending on their source. However, a comparison of the snaps released by Reuters, Bloomberg and Market News International shows no major differences with respect to their timing and content. Furthermore, the delay in newswire reports relative to the televised version is minimal. Finally, to ensure that we are measuring the effect of the ECB's communication, rather than other news, we control for the market reaction to the release of US jobless claims figures, which occur at 14:30 on Thursdays. We do so by calculating the surprise component contained in the released figures as the actual release minus market expectations measured through the median response of a Bloomberg survey among market participants.

Finally, we are interested in obtaining measures that characterize a given policy decision. First, we obtain information on the decision from the ECB website, and define a dummy variable that is equal to one when interest rates have been changed, and to zero otherwise. Furthermore, for a measure of the surprise component contained in a decision, we employ the results of a Reuters survey among market participants, that is conducted a few days prior to the Governing Council meeting. The surprise component in the decision is constructed as the difference between the decision and the mean response in the survey. Of interest in our analysis is the absolute value of this surprise component. The second proxy for the surprise relates to the heterogeneity in expectations across market participants. For that purpose, we calculate the standard deviation of expectations across individual analysts participating in the Reuters survey. As shown in figure 1, this measure of heterogeneity in market expectations is highly positively correlated with the absolute surprise. In order to obtain uncorrelated regressors for our econometric analyses, we obtain the residuals of a regression of the absolute surprise on the heterogeneity measure, estimated in a simple OLS regression.

Figure 1 here

2.3. Macroeconomic uncertainty

The final type of data used in this paper (also shown in Figure 1) relates to macroeconomic uncertainty, as we are interested in the effects of the press conference conditional on the macroeconomic environment.¹¹ However, macroeconomic uncertainty is obviously hard to measure. Our proxy makes use of the surprise component in macroeconomic releases for euro area industrial production, HICP inflation and money growth by subtracting the announced figures from market expectations (as measured by the median response in corresponding Bloomberg surveys). For each of these variables, we obtain the latest release that occurred prior to a Governing Council meeting, and use the surprise component contained therein as our measure of macroeconomic uncertainty at this point in time.

¹¹ Gropp and Kadareja (2006) show that stock market reactions to news depend on the quality of public information. With lower quality, stock market volatility reacts more strongly to news, suggesting that better public information lowers the extent to which traders differ in their interpretation of new information. In a similar vein, we might expect that the market response to a monetary policy decision is affected by the degree of macroeconomic uncertainty.

3. The effect of the ECB's meeting-day communication

We start by estimating the relevance of the ECB's press conference by comparing market developments on days of the press conference to days without a press conference (section 3.1) before turning to the specific market reactions to the individual components of ECB decisions and communications (section 3.2).

3.1. Relevance for financial markets

Figures 2 to 4 illustrate how the 3-month Euribor futures market behaves on the days of the ECB's Governing Council meetings. For each minute from 13:00 to 16:00, the solid lines show the average absolute return (Figure 2), the average number of ticks (Figure 3), and the average volume traded (Figure 4) on days of ECB Governing Council meetings and press conferences. For a comparison, the same statistics, measured on Thursdays without Governing Council meetings, are shown by the dashed line.¹²

Figures 2 to 4 here

A number of interesting facts are apparent from the figures. First, there are clear intraday patterns in market behaviour. On both ECB meeting days and other Thursdays, market activity picks up considerably in the afternoon, which coincides with the opening of the US markets. In particular the weekly release of US jobless claims at 14:30 leads to a spike in absolute returns, ticks per minute and traded volume alike. Second, the effects of the release of the monetary policy decision at 13:45 and of the press conference, which starts at around 14:30, are also clearly discernible. Market activity rises considerably at 13:45, and remains elevated for a considerable period of time. Just before the start of the press conference, market activity is roughly back to normal. The effects of the press conference appear in the data a couple of minutes after 14:30. This is to be expected, not only because the press conference sometimes starts with a slight delay, but also because it does not immediately start with information to which a market reaction should be expected: the ECB president first welcomes all participants, often informs about the attendance at the Governing Council meeting (e.g. if the president of the Ecofin has attended), and starts by reiterating what decision has been taken at the meeting, which is of course known to markets since 13:45.

Beyond this graphical inspection, Table 2 reports the outcome of some statistical tests. Absolute returns, ticks per minute, realised volatility (calculated per minute, as the length of time windows differs) and volume are compared for different time windows on press conference days and on benchmark Thursdays without Governing Council meetings through simple mean comparison tests. The first column compares market reactions to the release of the monetary policy decision in a 10-minute window, i.e. from 13:45 to 13:54 to market developments in the control window on non-meeting

¹² Days with a Governing Council, but without a press conference are excluded from the calculation of both lines shown in the figures. The comparison group is calculated for Thursdays exclusively in order to avoid that day of the week patterns in financial market behaviour affect their properties.

days.¹³ The second column compares the market activity during the reading of the introductory statement – based on averages for starting time and length, as recorded on Bloomberg, namely from 14:32 to 14:43 – and a control window on non-meeting days. The third column provides estimates of the effect of the Q&A session. As the length of the Q&A sessions varies substantially (see Table 1), often covering various topics unrelated to monetary policy towards the end, we decided to cut off the analysis after 15 minutes. Such an approach seems also justified by the financial newswire coverage of the press conference: snaps typically become less frequent towards the end of the press conference. Finally, the fourth column shows market reactions for the combined introductory statement and the Q&A session.

Table 2 here

All four tests – for returns, tick numbers, volatility as well as volume – clearly show evidence for substantially increased market activity on meeting days, with all differences being significant at the 99% level (as indicated by the stars in the column “Diff.”). Moreover, an important stylised fact is that the market reaction to the entire press conference is substantially higher than the market reaction to the announcement of monetary policy decisions. On average, the absolute return reaction to the whole press conference is about three times stronger than the market reaction to the announcement of the policy decision. The figures in column 1 are significantly larger than those in column 4 at the 1% level for absolute returns and ticks per minute, and at the 5% level for volume. While being an important market mover, it is striking that the effect of the press conference is digested by financial markets in a relatively smooth fashion. A comparison of the realized volatility measures shows that the large effect of the press conference occurs with only half of the volatility compared to the release of the decision (statistically significantly smaller at the 6% level). These results underscore the importance of the press conference as a central source of information.

There is therefore clear evidence that the release of monetary policy decisions and the ensuing press conference are considered relevant by financial market participants. Furthermore, the magnitude of the effect is sizable. The average absolute return, for instance, rises by a factor of around three relative to Thursdays without Governing Council meetings. The volume of trade increases by even more – both the number of ticks per minute and volume increase by a factor of around 6 during the release of the monetary policy decision compared to non-announcement days. Moreover, press conferences appear to be a substantial and a larger market mover even than the announcements of monetary policy decisions themselves, while at the same time leading to relatively little market volatility given the magnitude of the observed market moves.

3.2. Determinants of market reactions

Having seen that markets react strongly to the ECB’s communication, we want to understand what factors determine market reactions to the different communication events on Governing Council meeting days. In the search for these determinants, we

¹³ All results related to the effect of the release of the decision in this paper will be based on this 10-minute window; none of the results is affected significantly when extending this time window.

attempt to explain the absolute returns, ticks per minute and market volatility as observed on the 53 meeting days by a number of factors, in a regression model of the type

$$y_{R,t} = \alpha_{1,R} + \sum_i \beta_{i,R} x_{i,t} + \varepsilon_{R,t} \quad (1a)$$

$$y_{IS,t} = \alpha_{1,IS} + \sum_i \beta_{i,IS} x_{i,t} + \gamma_{1,IS} \hat{\varepsilon}_{R,t} + \varepsilon_{IS,t} \quad (1b)$$

$$y_{QA,t} = \alpha_{1,QA} + \sum_i \beta_{i,QA} x_{i,t} + \gamma_{1,QA} \hat{\varepsilon}_{R,t} + \gamma_{2,QA} \hat{\varepsilon}_{IS,t} + \varepsilon_{QA,t} \quad (1c)$$

where y is either average absolute returns, average ticks per minute, or market volatility, as measured over the relevant time windows for the release of the decision (y_R , 13:45-13:54; equation 1a), for the introductory statement (y_{IS} , equation 1b) and the Q&A session (y_{QA} , equation 1c), respectively. t denotes the day of a Governing Council meeting, such that $t=1, \dots, 53$. When modelling the average number of ticks per minute, we include a time trend to allow for increasing market depth for this variable (which does not enter significantly in the other models, and is therefore not included elsewhere).

For the explanation of market behaviour during the reading of the introductory statement y_{IS} , we allow for an effect of the unexplained part of market reaction to the policy decision during the 13:45-13:54 time window by including $\hat{\varepsilon}_{R,t}$; for the explanation of market behaviour during the Q&A session (y_{QA}), we include both residuals $\hat{\varepsilon}_{R,t}$ and $\hat{\varepsilon}_{IS,t}$. The introduction of these factors allows testing whether unobserved factors that drive market reactions have persistent effects also on the other time windows.

Finally, we are interested in the effects of a number of possible explanatory variables, summarised in the terms $\sum_i \beta_i x_{i,t}$. We distinguish between three types of factors that may influence the market reaction: i) the characteristics of the decision itself; ii) the degree of market uncertainty before the decision, proxied by realised volatility from 10:00-13:00 in the morning of Governing Council meeting days; and iii) the degree of macroeconomic uncertainty.

Table 3 here

The regression results are reported in Table 3. Turning first to the *characteristics* of the policy decisions, it is clear that markets react more to the release of the decision the larger the surprise component in a given decision (first set of results in the three panels of Table 3). This has to be expected, as a more surprising decision requires a stronger rebalancing of market positions. Heterogeneity in market expectations does not (and should not) affect absolute returns. For absolute returns, the relevant factor should be the market consensus, and not the heterogeneity in market positions. However, the more market participants had disagreed ex ante, the more diverse their market positions should be. One would therefore expect to see more market activity in this instance – a hypothesis which is supported by the significant effect of expectations heterogeneity on the number of ticks recorded. Interestingly, market

activity is furthermore rising in the case of changing policy rates, without any further effect on absolute returns or market volatility. The effects are relatively sizable. A one standard deviation increase in the size of the absolute surprise leads to 4.7 more ticks per minute (an increase of more than 50% of the average 9 ticks per minute recorded in table 2), in market heterogeneity to around 4 extra ticks (a 44% increase).

While several of the explanatory variables are significantly estimated in model (1a), i.e. for the market reaction to the release of the decision, only few explanatory factors emerge for the press conference, i.e. the introductory statements and the Q&A sessions (see second and third set of results in Table 3). In particular, average absolute returns and market volatility during the introductory statement depend on the magnitude of the surprise component contained in a monetary policy decision – the larger this component, the bigger is the market reaction during the introductory statement. This suggests that the introductory statement provides an explanation to the public for the reasons underlying the given decision. Interestingly, there is no further relationship between the size of the surprise and market reactions during the Q&A session, which could indicate that the explanations in the introductory statement have provided sufficient information to the public, such that no further need for clarification in that respect arises during the Q&A session.

Furthermore, returns, trading activity as well as realised volatility are mostly significantly related to the unexplained component of the release of the decisions, i.e. the residuals $\hat{\varepsilon}_{R,t}$, suggesting that large market moves in reaction to the release of the monetary policy decision are generally also followed by large moves during the press conference. We will shed light on this issue in subsequent sections.

Finally, Table 3 shows that while prior market volatility does not affect the market reactions to ECB decisions and to press conferences, the degree of macroeconomic uncertainty does. With increasing uncertainty about inflation developments in particular, the market reaction to the release of monetary policy decisions becomes muted, a pattern not observed on days without press conferences. The effects imply that a one standard deviation increase in the size of uncertainty about inflation leads, e.g., to a reduction by 1.8 ticks (roughly 20% of the average number of ticks recorded).

4. The clarification objective of the Q&A session

An interesting feature of the ECB's press conference is its Q&A session, which provides journalists with an opportunity to ask clarification questions. This section analyses whether there is indeed evidence for such a clarification role, and under what conditions.

Our empirical approach is based on the following considerations. In the absence of a counterfactual, i.e. an estimate of how financial markets would have evolved after the reading of the introductory statement, but without a subsequent Q&A session, we assume that market developments tend to be persistent, as it takes time until the arrival of earlier information (in our case, the information provided through the introductory statement) is correctly priced (see, e.g., Evans and Lyons 2005). Once new information arrives (in our case, the information contained in the Q&A session),

earlier market moves can either be confirmed, reinforced, or reconsidered. For the latter case, the trend movements can either weaken while continuing in the same direction, or they can change direction. These possibilities are depicted in a stylised fashion in Figure 5. As is clear from the figure, both “reinforcement” as well as “reconsideration” become more likely with the arrival of new information. For testing purposes, the relevant question is where to locate the dividing lines between “confirmation”, “reinforcement” and “reconsideration”. In the absence of a clear prior on the location of these lines, the most objective criterion is the dividing line between directional changes and continuations of the direction of earlier market moves. Our hypothesis is therefore that a clarification role of the Q&A should lead to more frequent directional changes.

Figure 5 here

However, this criterion cannot identify whether the Q&A actually clarifies information, or alternatively just adds noise. We distinguish these two possibilities in two ways. First, by showing that market movements are highly persistent (as we would expect the reactions to noise to be quickly reversed). Second, by testing whether we can identify *systematic* patterns as to when the Q&A would lead to a larger or smaller likelihood of directional changes. If the Q&A was simply adding noise, no systematic determinants should be detectable.

As a starting point, Table 2 shows that, on average, market movements initiated during the introductory statement are continued also during the Q&A session, as the absolute return measured over the entire press conference is substantially larger than during the introductory statement (0.018 versus 0.012). A mean comparison test shows that this difference is statistically significant, with a p-value of 0.05. However, at the same time it is also apparent that there are instances where the market movement during the introductory statement does change direction, as the sum of the absolute return during the introductory statement and during the Q&A (0.012 and 0.010) add up to more than the absolute return during the entire press conference (0.018). Importantly, the equivalent test for non-press conference days gives a different picture, where absolute returns during the control window for the entire press conference are bigger than during the control window for the introductory statement with a p-value is 0.01. This suggests that there is less variance on non-press conference days, or in other words that there are fewer cases of a directional change.

Table 4 provides a more direct comparison. It calculates the relative share of directional changes. On control days, this occurs consistently in less than 50% of all cases, suggesting that market movements are indeed somewhat persistent. By comparison, on press conference days, directional changes are more likely. In 60% of all cases, the market move following the release of the decision tends in the opposite direction than the move during the Q&A session, which is significantly larger than the corresponding number on control days (namely 44%), at the 95% significance level.¹⁴

Table 4 here

¹⁴ Note, however, that this number is insignificantly different from 50%.

At the same time, Figure 6 indicates that market moves during the Q&A are long-lasting, which is inconsistent with the hypothesis that it simply adds noise to the markets (in which case we would expect that markets over time return to their levels after the introductory statement).

Figure 6 here

Therefore, taken together this evidence shows that the Q&A session indeed fulfils a clarification role as (a) the *size* of market movements are significantly larger during Q&A sessions than during comparable times; (b) the *direction* of movements is significantly different as the higher likelihood of directional changes indicates; and (c) market movements during the Q&A are long-lasting.

As the next step, we want to know under which circumstances this clarification objective is particularly useful. In other words, we would like to identify the determinants of directional changes. To conduct such an analysis, we create a discrete dummy variable that is equal to one in the case of a directional change. We model this variable (for which we have 53 observations) by means of a probit specification, containing the same regressors as model (1) above.

Table 5 here

Table 5 provides the corresponding results. Positive parameters raise the probability that the dependent variable equals one, i.e. that a directional change has occurred. The Table reports marginal effects, i.e. the change in the probability for an infinitesimal change in each independent variable (or the discrete change in the probability for dummy variable), evaluated at the mean of the independent variables.

As to the characteristics of policy decisions, the empirical results indicate that for decisions with large informational content (such as in the case of an interest rate change, as well as for large surprises), markets are less likely to change their direction during either the Q&A session or the introductory statement. In a similar fashion, strong market moves in response to the release or the introductory statement are also less likely to be corrected during the Q&A session, as can be seen from the negative coefficients estimated for the various residuals. These findings are revealing as they suggest that there is less need for a fundamental clarification following communication that contains a lot of information.

Turning to the role of market and macroeconomic uncertainty, the results suggest that the market reactions during Q&A sessions and introductory statements are more likely to lead to a market reversal in the presence of large macroeconomic uncertainty. The probability of market reversals is particularly elevated when comparing market movements in response to the decision and the Q&A session, highlighting that the Q&A serves as a useful tool for markets to clarify their opinions on the earlier decision. Importantly, no such pattern is found on control days, where macroeconomic uncertainty does generally not exert any effect on the probability of a reversal. The only exception suggests that, if anything, reversals are even less likely on non-press conference days in the presence of macroeconomic uncertainty.

In sum, this section shows that holding a Q&A session gives the public the chance to ask clarifying questions. There is evidence that this clarification function is indeed fulfilled by the ECB's press conference, and both by the Q&A sessions and the introductory statements, as seen by the differences in market behaviour on press conference days relative to days without Governing Council meetings. The clarification role is in particular relevant if there is large uncertainty about the macroeconomic environment in which monetary policy is operating.

5. Real-time effects of press conference statements

The preceding sections have shown that the press conference contains valuable information for financial markets. But what is this additional information that is provided during press conferences, or more specifically, to what type of statements do financial markets react? To investigate these questions, the structure of the press conference is particularly helpful, as newswire services report in real time, or market participants directly watch the broadcast of the press conference while at their trading desks. This allows to trace the information flow, and thus to investigate to what type of statements financial markets react predominantly.¹⁵

Table A1 in the appendix gives an impression about the way financial newswires report about the press conference. As the snaps are recorded along with a time stamp, it is possible to identify the timing of the information flow. As mentioned in Section 2, we distinguish the snaps according to their content, differentiating between statements on the economic outlook, inflation, second round effects, money growth and interest rates. We create one time series each for each of these categories; if a statement is classified accordingly, the time series for the corresponding category is allocated a "1" in the minute of the time stamp recorded by Reuters. For all other minutes, the variable is equal to zero. Our intention is to analyse the reaction of absolute returns, ticks per minute and traded volumes to these variables. For that purpose, we will allow for at least one lag: if a Reuters snap is released towards the end of the minute, market returns in that same minute are most likely not reacting to this snap. Hence, even under the assumption of near instantaneous market responses, allowing for a lag is essential.

We include data from 14:30 to 15:45, i.e. the relevant time window for the press conference, and estimate the model for all Thursdays in the sample period, i.e. from September 2004 to July 2005. Finally, given the intraday patterns in the Euribor market (as seen in Figures 1 to 3), it is essential to control for the time of the day in such an analysis. The regression model does therefore include minute time dummies. The model is therefore estimated as

$$y_t = \alpha + \sum_i (\beta_{1,i} x_{i,t} + \beta_{2,i} x_{i,t-1}) + \beta_{1,jobless} x_{jobless,t} + \beta_{2,jobless} x_{jobless,t-1} + \delta_t + \varepsilon_t \quad (2)$$

¹⁵ This stands in contrast to the release of minutes or a press statement on the central bank's website. As this is usually done through previous circulation to the press, albeit with an embargo time, financial newswires tend to prepare a number of snaps, which are then delivered simultaneously as soon as the embargo time has elapsed.

where y_t denotes either minute-by-minute absolute returns, number of ticks, or volume traded. $x_{i,t}$ denote the variables for the different statement categories i as described above. $x_{jobless,t}$ stands for the absolute surprise component in the release of US jobless claims at 14:30, measured by the difference between the released value and the median response in the Bloomberg survey. Finally, δ_t denotes a full set of time dummies, covering each minute from 14:30 to 15:45. The inclusion of a lag of the dependent variable does not alter the results in terms of significance of the estimated β -parameters. We thus decided against its inclusion, as the model without a lagged endogenous variable allows for an easier interpretation of the estimated parameters.

Table 6 here

Table 6 reports the results, separately for absolute returns, ticks per minute and volume traded in the three different panels. Three results are reported for each variable, once for the entire press conference, once for the introductory statement only and once for the Q&A session only. For the last time window, the statements regarding second round effects and money growth and their lags were discarded, as the dataset contains less than 10 entries for these.

The model comprises two types of controls, the surprise component in the US jobless claim releases and the set of time dummies. A large number of time dummies are highly statistically significant, whereas no effect is found for the US jobless claims. This might seem puzzling, especially given the spikes in trading at 14:30 on both press conference and non-press conference days, which are clearly related to this data release. However, it is important to note that the release takes place at 14:30 each week, such that the time dummy for 14:30 and 14:31 will soak up any increase in market activity that is invariant across all days. The regressor $x_{jobless,t}$ contains the surprise component, which is estimated on top of the 14:30 and 14:31-effects. It is only this additional component that does not appear to affect the 3-month Euribor futures in any significant fashion.

Looking at the response to the statement variables, there is clear evidence that returns, as well as trading activity, respond to the ECB's communication. The most robustly estimated effect, which is found across all three variables and for all three time windows, relates to statements about inflation – not surprisingly, given the importance of inflation data for the conduct of monetary policy. Adding up the contemporaneous and the lagged effect, a single statement about inflation affects returns by around 0.002%¹⁶ (or changes implied future interest rates by around 0.2 basis points), leads to roughly 15 additional trades, and increases the number of contracts traded by 1400. Statements that relate directly to the discussion of policy rates in the Governing Council (which are never made during the introductory statement, but sometimes in response to a question) have also clearly identified effects, on returns as well as on both measures of market activity. While the effects on returns and number of trades are about the same as those for inflation statements, substantially more trade volume is generated, with an increase of around 2100 contracts (or 2 billion € notional).

¹⁶ Note that the parameters in panel 1 of Table 6 are multiplied by 100, in order to enhance readability.

Finally, statements about possible second round effects, money growth and the economic outlook are found to be relatively influential, too, although the latter are in particular relevant if mentioned during the introductory statement, and less so during the Q&A session.

6. Conclusions

Press conferences have recently become an important tool for several central banks to communicate monetary policy decisions to financial markets in real time. As other central banks are currently in the process of revising their communication strategies, and with several years of experience with press conferences among several central banks, it is now useful to evaluate this communication tool. This paper has exploited the experience with press conferences at the ECB as a case study, analysing in particular (a) to what extent they provide systematic information in addition to the release of policy decisions, both about the decisions themselves and about the economic environment; and (b) specifically whether the press conferences fulfil a clarification role for financial markets.

The results of the paper indicate that press conferences add substantial information to the release of the decisions themselves, often exerting an even larger effect on financial markets than the release of the decisions. The information content of the press conference is related to the characteristics of a given decision, in the sense that the introductory statement adds information in a systematic manner when the policy decisions are relatively unexpected. The main contribution of press conferences is found to be less an explanation of a decision, however. Rather, it is a more forward-looking contribution that helps clarifying market views about the future outlook. In particular, press conferences are found to be particularly useful when there is a high degree of macroeconomic uncertainty. Under such circumstances, market participants are more likely to seek guidance from central bank communication, and show a more muted reaction to the release of the decisions but a larger response to press conferences, and in particular Q&A sessions, as these provide clarification.

The paper has also analysed what type of information is particularly relevant for financial markets, using data of minute-by-minute newswire snaps. It is specifically statements about inflation as well as statements related directly to the discussion of policy rates in the Governing Council which exert the largest and most systematic impact on financial markets during the press conference. Also statements about second round effects, the economic outlook and money growth influence financial markets, though their effects are less significant statistically.

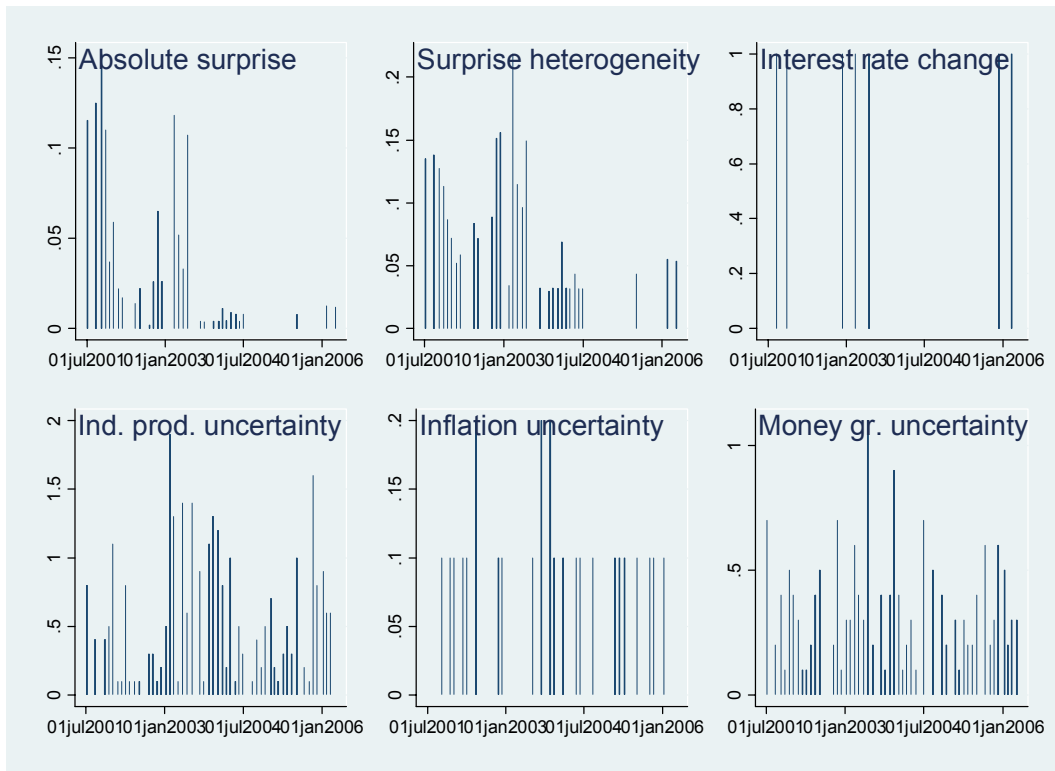
In sum, the paper suggests that press conferences can provide for a useful tool in explaining monetary policy to the public, in particular because of their clarification role. Given the importance of a common understanding between the public and the central bank for the effectiveness of monetary policy, this advantage cannot be overemphasised. However, the focus on the ECB's case in this paper leaves open the question how other communication tools perform in comparison. We leave this important policy question for future research.

References

- Andersen, T., T. Bollerslev, F.X. Diebold and P. Labys (2003). Modelling and Forecasting Realized Volatility. *Econometrica* 71, 529-626.
- Andersson, M. (2007). Using intraday data to gauge financial market responses to Fed and ECB monetary policy decisions. ECB Working Paper No. 726.
- Andersson, M., Dillen, H. and P. Sellin (2006). Monetary Policy Signaling and Movements in the Term Structure of Interest Rates. *Journal of Monetary Economics* 53, 1815-1855.
- Andersson, M., L.J. Hansen and S. Sebestyén (2006). Which news moves the euro area bond market? ECB Working Paper No. 631.
- Bank of England (2005), Do Financial Markets React to Bank of England Communication?, *Quarterly Bulletin*, Winter 2005, pp. 431-39.
- Berger, H., M. Ehrmann and M. Fratzscher (2006). Monetary policy in the media, ECB Working Paper No. 679, September 2006.
- Berger, Helge, Jakob de Haan and Jan-Egbert Sturm. 2006. "Does Money Matter in the ECB Strategy? New Evidence Based on ECB Communication." CESifo Working Paper 1652.
- Bernanke, B. (2004). Fedspeak. Remarks at the Meetings of the American Economic Association, San Diego, California, January 3, 2004, available at www.federalreserve.gov/boarddocs/speeches/2004/200401032/default.htm.
- Bernanke, B. and K. Kuttner (2005). What Explains the Stock Market's Reaction to Federal Reserve Policy? *Journal of Finance* 60(3), 1221-1257.
- Blinder, A. (1998). *Central Banking in Theory and Practice*. MIT Press, Cambridge MA.
- Bloomberg, (2006). "Bernanke Prods Federal Reserve to Review Communication Strategy," Bloomberg newswire service report, 26 April 2006.
- Bomfim, A.N. (2003). Pre-announcement effects, news effects, and volatility: monetary policy and the stock market. *Journal of Banking and Finance* 27 (1), 133-151.
- Brand, C., Buncic, D. and J. Turunen (2006). The Impact of ECB Monetary Policy Decisions and Communication on the Yield Curve. ECB Working Paper No. 657.
- Cochrane, J.H., Piazzesi, M., (2002). The fed and interest rates: a high-frequency identification. *American Economic Review Papers and Proceedings* 92, 90-95.
- Ehrmann, M. and M. Fratzscher (2003). Monetary Policy Announcements and Money Markets: A Transatlantic Perspective. *International Finance* 6(3), 309-328.
- Ehrmann, M. and M. Fratzscher (2004). Taking Stock: Monetary Policy Transmission to Equity Markets. *Journal of Money, Credit and Banking* 36(4), 719-738.
- Ehrmann, M. and M. Fratzscher (2007). Communication and Decision-making by Central Bank Committees: Different Strategies, Same Effectiveness? *Journal of Money, Credit and Banking* 39(2-3): 509-41.
- Evans, M. and R. Lyons (2005). Do Currency Markets Absorb News Quickly? *Journal of International Money and Finance* 24(2), 197-217
- Fleming, M. and Remolona, E. (1999). Term structure of announcement effects. Federal Reserve Bank of New York Staff Report 76.

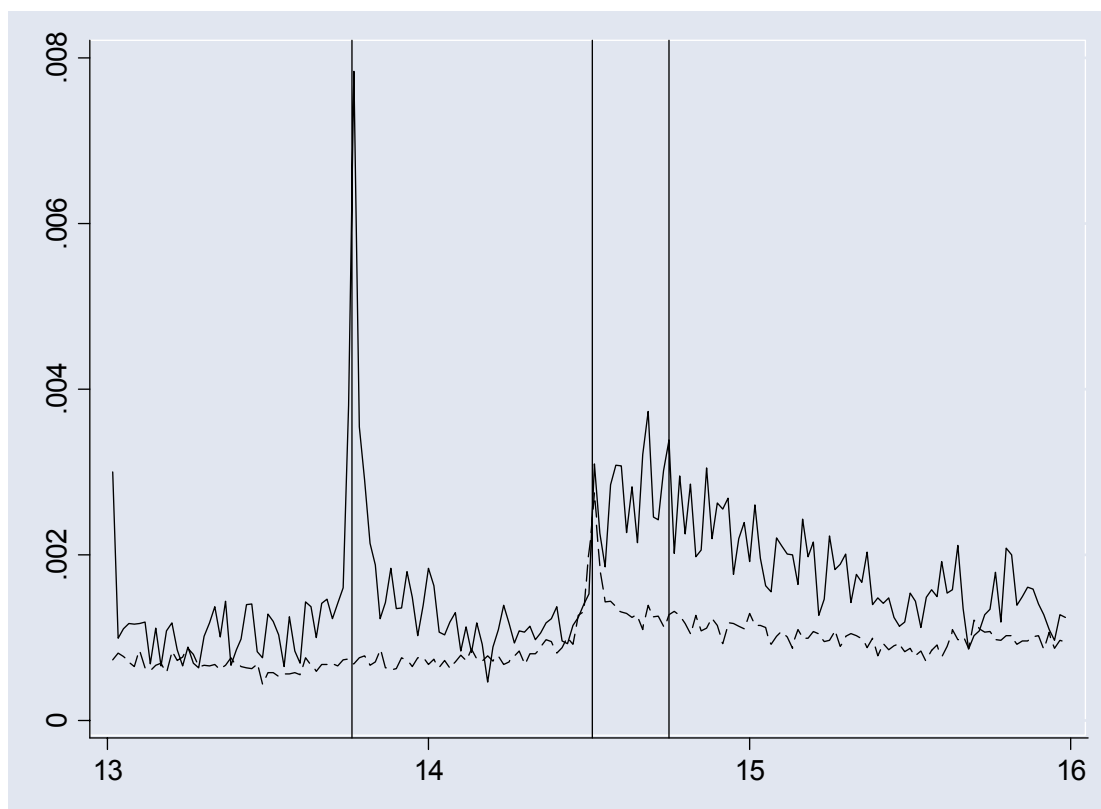
- Gaspar, V., G. Perez Quiros and J. Sicilia (2001). The ECB Monetary Policy Strategy and the Money Market, *International Journal of Finance and Economics*, 6(4), 325–42.
- Geraats, Petra. 2002. “Central bank transparency.” *The Economic Journal*, 112 (483): 532–565.
- Goodhart, C. (2005). Dear Jean-Claude, *Central Banking* 16(1), 32-36.
- Gropp, R. and A. Kadareja (2006). Stale Information, Shocks and Volatility. ECB Working Paper No. 686.
- Gürkaynak, R., Sack, B. and E. Swanson (2005). Do Actions Speak Louder than Words? The Response of Asset Prices to Monetary Policy Actions and Statements. *International Journal of Central Banking* 1: 55-94.
- Guthrie, G. and J. Wright (2000). Open Mouth Operations, *Journal of Monetary Economics* 46, 489-516.
- Haan, J. De, F. Amtenbrink and S. Waller (2004). The Transparency and Credibility of the European Central Bank, *Journal of Common Market Studies* 42(4), 775-794.
- Hartmann, P., M. Manna, and A. Manzanares (2001). The Microstructure of the Euro Money Market, *Journal of International Money and Finance*, 20(6), 895–948.
- Heinemann, F. and K. Ullrich (2005). Does it Pay to Watch Central Bankers’ Lips? The Information Content of ECB Wording. ZEW Discussion Paper No. 05-70.
- Issing, Otmar (2005). Communication, Transparency, Accountability: Monetary Policy in the Twenty-First Century. *Federal Reserve Bank of St. Louis Review*, 87(2), 65-83.
- Kohn, D.L. and B. Sack (2004). Central Bank Talk: Does it Matter and Why? In: Bank of Canada (ed), *Macroeconomics, Monetary Policy, and Financial Stability*. Ottawa: Bank of Canada, 175-206.
- Kuttner, K. (2001). Monetary Policy Surprises and Interest Rates: Evidence from the Fed Funds Futures Market, *Journal of Monetary Economics*, 47, 523–44
- Reeves, R. and M. Sawicki (2006). Do Financial Markets React to Bank of England Communication? *European Journal of Political Economy* 23(1), 207-227.
- Reinhart, V. and B. Sack (2006). Grading the Federal Open Market Committee’s Communications, mimeo, Federal Reserve Board of Governors, January 2006.
- Rigobon, R. and B. Sack (2004). The Impact of Monetary Policy on Asset Prices. *Journal of Monetary Economics*, 51, 1553–1575.
- Riksbank (2007). *Changes in monetary policy communication*. 11 May 2007, available at <http://www.riksbank.com/templates/Page.aspx?id=24741>
- Rosa, C. and G. Verga (2006). Is ECB Communication Effective?, *European Journal of Political Economy* 23(1), 146-175.
- Swanson, Eric T. (2006). Federal Reserve Transparency and Financial Market Forecasts of Short-Term Interest Rates. *Journal of Money, Credit, and Banking*, 38 (3): 791-819.
- Thornton, D. L. (1998). Tests of the Market’s Reaction to Federal Funds Rate Target Changes, *Federal Reserve Bank of St. Louis Review*, 80, 25–36.
- Woodford, M. (2005). Central-Bank Communication and Policy Effectiveness. Paper presented at FRB Kansas City Symposium on “The Greenspan Era: Lessons for the Future,” Jackson Hole, Wyoming, August 25-27, 2005.

Figure 1: Data on characteristics of monetary policy decisions and macroeconomic uncertainty



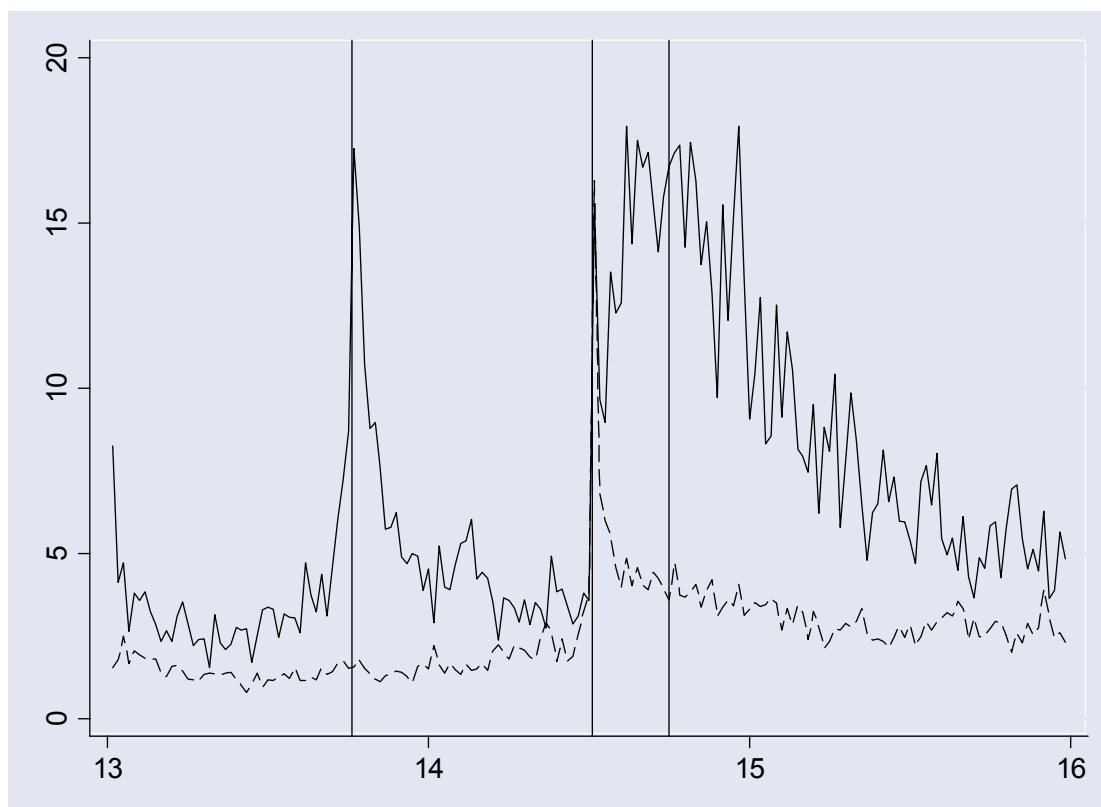
Note: The figure shows data on characteristics of monetary policy decisions and macroeconomic uncertainty, with the latter measured as the absolute difference between the latest macroeconomic release prior to a Governing Council meeting and the corresponding market consensus (derived as the median response of a Bloomberg poll among financial market analysts a few days prior to the release) Sample period: July 2001-April 2006.

Figure 2: Average absolute returns, press conference days versus Thursdays without Governing Council meetings



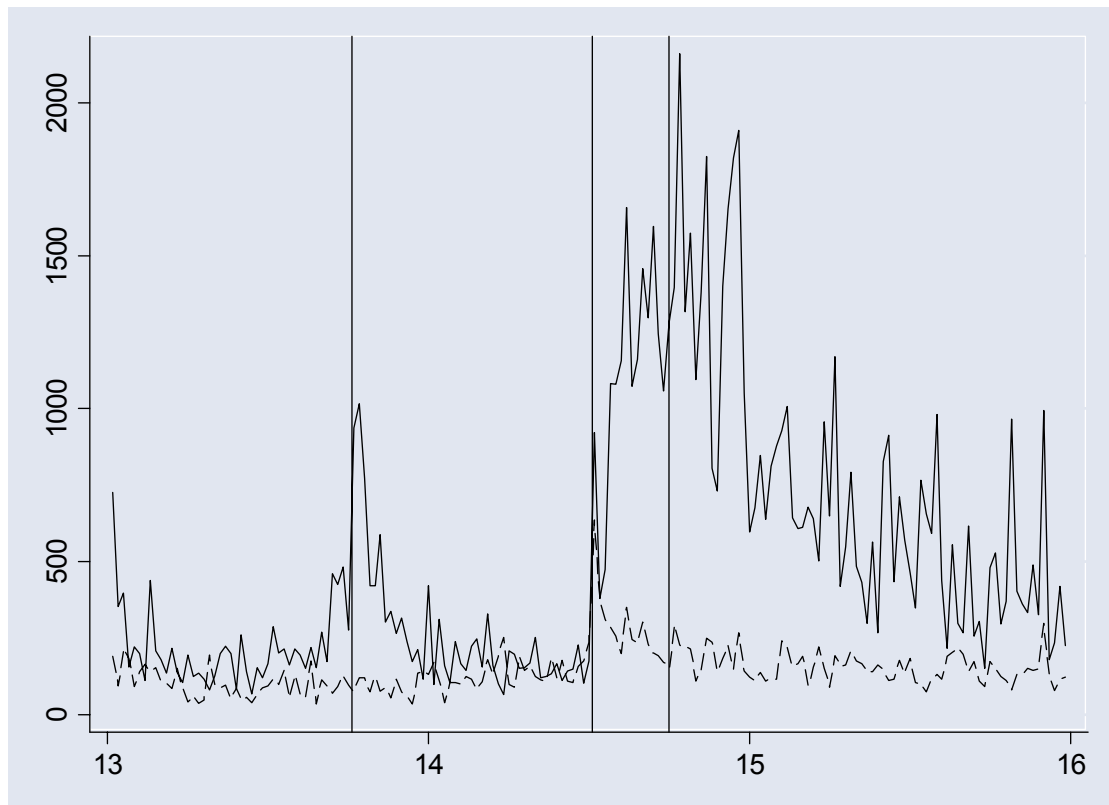
Note: The figure shows average absolute returns per minute in 3-month Euribor futures, on days with a press conference (solid line) versus benchmark Thursdays without Governing Council meetings (dashed line), for a time window from 13:00 to 16:00. Vertical lines show the time of the release of the decision, the start of the press conference and the average start of the Q&A session. Sample period: July 2001-April 2006.

Figure 3: Average number of ticks per minute, press conference days versus Thursdays without Governing Council meetings



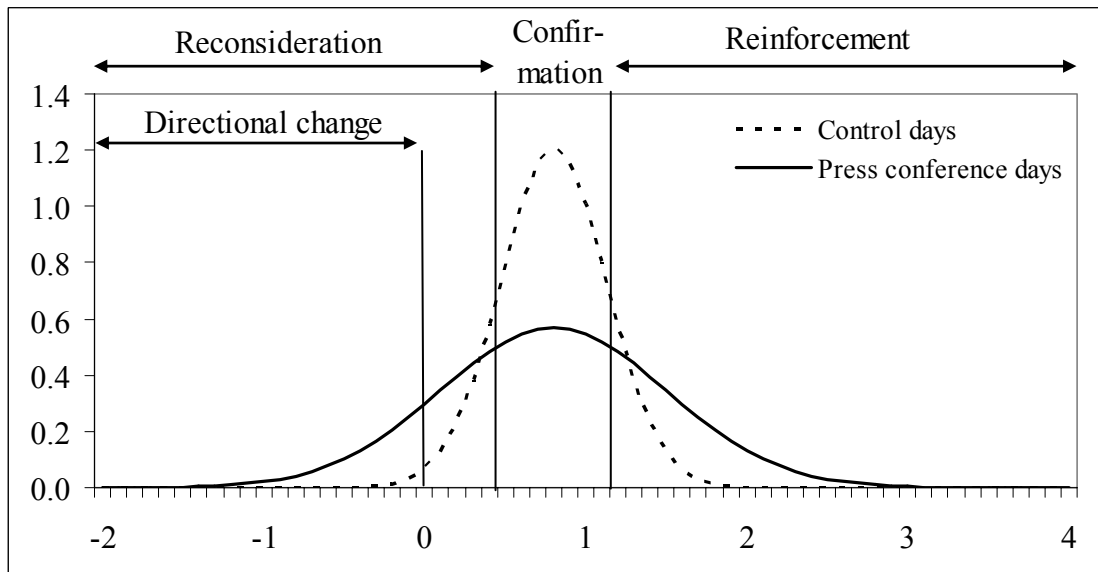
Note: The figure shows average ticks per minute in 3-month Euribor futures, on days with a press conference (solid line) versus benchmark Thursdays without Governing Council meetings (dashed line), for a time window from 13:00 to 16:00. Vertical lines show the time of the release of the decision, the start of the press conference and the average start of the Q&A session. Sample period: July 2001-April 2006.

Figure 4: Average volume traded per minute, press conference days versus Thursdays without Governing Council meetings



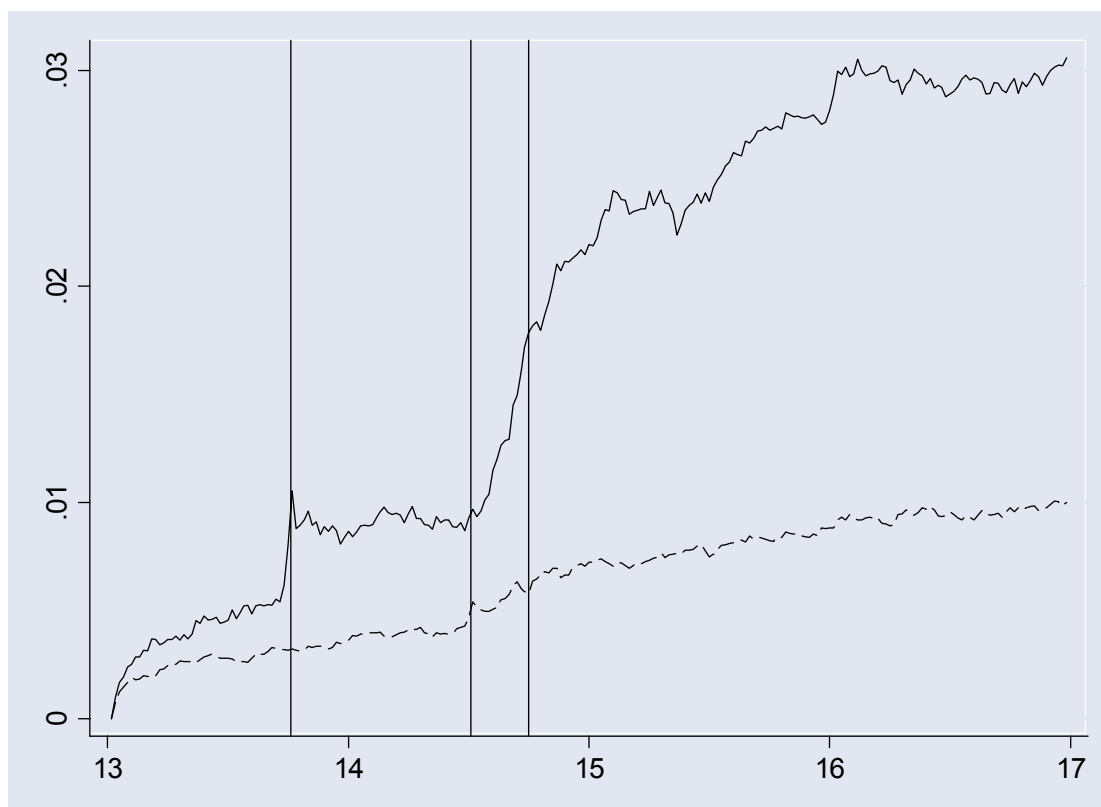
Note: The figure shows the average volume traded per minute in 3-month Euribor futures, on days with a press conference (solid line) versus benchmark Thursdays without Governing Council meetings (dashed line), for a time window from 13:00 to 16:00. Vertical lines show the time of the release of the decision, the start of the press conference and the average start of the Q&A session. Sample period: July 2003-April 2006.

Figure 5: Stylised description of market movements with and without arrival of new information



Note: The figure plots hypothetical distributions of the autoregressive coefficient of market movements under two scenarios, i) the absence of new information (dotted line) and ii) the arrival of new information (solid line). In both cases, the mean coefficient stands at 0.8, indicating the persistence of market movements across subsequent time windows. With the arrival of new information, market developments are more likely to deviate from this coefficient. Market movements in the vicinity of 0.8 suggest that the new information has roughly confirmed previous information. Substantially larger coefficients point to reinforcing information, as market movements continue in the same direction, yet are strengthened. Substantially smaller coefficients arise if the new information corrects earlier information, leading to a weakening of market moves or even directional changes (with autoregressive coefficients below 0).

Figure 6: Price movements in 3-month Euribor futures contracts on press conference days versus Thursdays without Governing Council meetings



Note: The figure shows the average evolution of prices of 3-month Euribor futures compared to the level of prices pertaining at 13:00, in absolute terms, on days with a press conference (solid line) versus benchmark Thursdays without Governing Council meetings (dashed line), for a time window from 13:00 to 17:00. Vertical lines show the time of the release of the decision, the start of the press conference and the average start of the Q&A session. Sample period: July 2001-April 2006.

Table 1: Summary statistics of the ECB's press conference

	Average	Minimum	Maximum
Length of press conference	43.77	26	72
Length of introductory statement	11.92	8	19
Length of Q&A session	31.85	16	54
Number of questions during Q&A session	16.36	8	31

Note: Statistics based on 53 press conferences from July 2001 to April 2006.

Table 2: Market effects of the ECB's press conference

	Release of decision			Intr. Statement			Q&A			Entire press conference		
	Actual	Control	Diff.	Actual	Control	Diff.	Actual	Control	Diff.	Actual	Control	Diff.
(1) Absolute return	0.006	0.002	***	0.012	0.004	***	0.010	0.004	***	0.018	0.006	***
(2) Ticks per minute	9.051	1.413	***	14.980	4.806	***	14.173	3.755	***	14.522	4.222	***
(3) Realized volatility	0.329	0.021	***	0.191	0.055	***	0.161	0.047	***	0.173	0.051	***
(4) Volume per minute	513.422	92.014	***	1210.451	265.961	***	1308.326	198.638	***	1278.749	228.559	***

Note: All figures are calculated for the actual time windows of ECB communication ("Actual"), and a corresponding control time window on non-announcement days ("Control"). "Difference" represents results for tests of equality. "Release of the monetary policy decision" relates to the 10 minutes following the release of the ECB's monetary policy decisions, and a time window from 13:45 to 13:54 on non-announcement Thursdays. Figures calculated for the various parts of the press conference are compared to a time window on other Thursdays, from 14:32 to 14:43 for the introductory statement, and from 14:44 to 15:58 for the Q&A session. *, **, *** denote significance at the 90%, 95% and 99% level, respectively.

Table 3: Determinants of the market effects of the ECB's press conference

	Release of decision			Intr. Statement			Q&A		
	Actual coef.	std. err.	Control coef.	Actual coef.	std. err.	Control coef.	Actual coef.	std. err.	Control coef.
Absolute Return									
Absolute surprise	0.095 **	0.036	--	0.081 ***	0.027	--	0.092	0.056	--
Surprise heterogeneity	-0.005	0.033	--	0.037	0.037	--	0.052	0.062	--
Interest rate change	0.001	0.004	--	-0.003	0.004	--	-0.009	0.006	--
Residuals									
Release of decision	--	--	--	0.786 ***	0.220	-0.088	-0.063	0.165	0.331 **
Introductory statement	--	--	--	--	--	--	0.284 **	0.112	0.126 **
Prior realized volatility	0.019	0.048	0.017	0.023	0.044	0.071	0.034	0.034	0.085 ***
Macro uncertainty									
Industrial production	-0.001	0.002	0.000	0.002	0.003	0.001	0.000	0.004	-0.001
Inflation	-0.040 ***	0.011	0.003	0.049 **	0.024	0.005	-0.048	0.032	-0.009
Money growth	0.001	0.005	-0.001	0.004	0.005	-0.003	-0.008	0.005	0.001
# of observations	53		188	53		188	53		188
R squared	0.398		0.024	0.350		0.069	0.167		0.157
Control: time trend	No		No	No		No	No		No
Ticks per minute									
Release of decision									
Actual	coef.	std. err.	Control	coef.	std. err.	Control	coef.	std. err.	Control
Absolute surprise	116.870 ***	23.499	--	49.160	44.039	--	110.825	79.616	--
Surprise heterogeneity	132.662 ***	28.280	--	25.986	39.142	--	50.044	71.901	--
Interest rate change	6.803 ***	2.293	--	6.257	5.674	--	-0.265	6.438	--
Residuals									
Release of decision	--	--	--	0.969 **	0.362	0.222	0.875 ***	0.224	0.265 *
Introductory statement	--	--	--	--	--	--	0.592 ***	0.145	0.367 ***
Prior realized volatility	-11.759	20.197	11.069	-33.676	59.239	60.090 ***	-36.721	53.307	55.628 ***
Macro uncertainty									
Industrial production	0.948	1.377	-0.140	-0.942	2.521	0.842	-2.472	3.168	0.155
Inflation	-30.231 ***	9.174	0.643	22.502	21.777	4.432	-34.217	21.894	-0.880
Money growth	-5.137 *	2.786	0.452	4.072	5.710	-1.550	0.989	5.415	-0.181
# of observations	53		188	53		188	53		188
R squared	0.764		0.022	0.370		0.086	0.526		0.323
Control: time trend	Yes		Yes	Yes		Yes	Yes		Yes

Table 3 (continued): Determinants of the market effects of the ECB's press conference

Realized volatility	Release of decision			Intr. Statement			Q&A			
	Actual coef.	std. err.	Control coef.	Actual coef.	std. err.	Control coef.	Actual coef.	std. err.	Control coef.	std. err.
Characteristics of the decision										
Absolute surprise	12.203 ***	3.772	--	1.291 *	0.728	--	0.115	0.818	--	--
Surprise heterogeneity	1.223	3.329	--	1.375	0.932	--	1.035	1.147	--	--
Interest rate change	0.477	0.376	--	-0.050	0.094	--	-0.028	0.103	--	--
Residuals										
Release of decision	--	--	--	0.175 *	0.101	0.261	-0.001	0.047	0.198	0.162
Introductory statement	--	--	--	--	--	--	0.269 *	0.154	0.282 ***	0.076
Prior realized volatility	-0.668	1.292	0.319 ***	-0.160	0.879	1.395 ***	0.714	1.204	1.527 **	0.694
Macro uncertainty										
Industrial production	0.031	0.159	-0.006 *	0.009	0.065	-0.001	-0.080	0.078	-0.014	0.009
Inflation	0.213	0.722	0.015	0.340	0.431	-0.028	-0.582	0.538	-0.012	0.091
Money growth	-0.690	0.484	0.009	0.193	0.167	-0.013	0.021	0.091	-0.018	0.027
# of observations	53		188	53		188	53		188	
R squared	0.542		0.091	0.344		0.200	0.093		0.107	
Control: time trend	No		No	No		No	No		No	

Notes: Results are based on estimation of model (1a) to (1c), using 3-month Euribor futures. *, **, *** denote significance at the 90%, 95% and 99% level, respectively.

Table 4: Probability of directional changes

	<i>Actual</i>	<i>Control</i>	Difference (p-value)
(1) Introductory statement vs. release of mon. policy decision	0.472	0.466	0.473
(2) Q&A vs. release of mon. policy decision	0.604	0.444	0.020
(3) Q&A vs. introductory statement	0.491	0.406	0.140

Note: All figures are calculated for the actual time windows of ECB communication ("Actual"), and a corresponding control time window on non-announcement days ("Control"). "Difference" represents the p-value of the test of equality.

Table 5: Determinants of directional changes

	Intr. Statement vs. release of decision			Q&A vs. release of decision			Q&A vs. Intr. Statement			
	Actual	Control	Control	Actual	Control	Control	Actual	Control	Control	
	coef.	std. err.	coef.	std. err.	coef.	std. err.	coef.	std. err.	coef.	std. err.
Characteristics of the decision										
Absolute surprise	-6.472 **	2.811	--	--	-7.542 ***	2.108	--	--	-1.965	2.254
Surprise heterogeneity	1.096	2.455	--	--	1.927	2.630	--	--	-3.743	3.038
Interest rate change	-0.029	0.246	--	--	-0.739 ***	0.087	--	--	-0.175	0.228
Residuals										
Release of decision	-60.864 ***	15.573	-32.610 **	14.592	-49.898 ***	17.905	-24.074 *	13.784	-9.620	11.619
Introductory statement	--	--	--	--	-18.969 *	10.406	6.501	6.104	-29.766 ***	10.031
Prior realized volatility	-4.754	3.339	1.401	1.850	3.849	4.400	1.341	1.798	-2.672	3.793
Macro uncertainty										
Industrial production	-0.049	0.166	0.019	0.082	0.453 **	0.178	-0.118	0.083	0.613 ***	0.203
Inflation	0.668	1.454	0.359	0.624	2.871 *	1.611	-0.165	0.644	0.741	1.430
Money growth	1.593 ***	0.466	-0.124	0.166	1.002 ***	0.400	0.023	0.161	0.100	0.374
# of observations	53	188	188	188	53	188	53	188	53	188
Pseudo R squared	0.380	0.026	0.026	0.025	0.484	0.025	0.270	0.029	0.270	0.029

Notes: Results are based on estimation of model (1a) to (1c), using 3-month Euribor futures, but with a discrete dependent variable, taking the value of one if the returns during two elements of the ECB's communication have a different sign, and zero otherwise. *, **, ***, denote significance at the 90%, 95% and 99% level, respectively.

Table 6: Market reaction to press conference statements

Absolute return	Entire Press Conference		Introductory Statement		Q&A	
	Coefficient	Std. error	Coefficient	Std. error	Coefficient	Std. error
US jobless claims	0.000	0.003	0.001	0.003	--	--
Lagged value	0.004	0.002	0.003	0.003	--	--
Economic outlook	0.113 ***	0.025	0.121 ***	0.041	0.116 ***	0.034
Lagged value	0.032	0.026	-0.018	0.042	0.085 **	0.036
Inflation	0.068 ***	0.026	0.110 ***	0.037	0.036	0.041
Lagged value	0.113 ***	0.026	0.143 ***	0.035	0.085 **	0.040
Interest rates	-0.026	0.046	--	--	-0.024	0.044
Lagged value	0.231 ***	0.046	--	--	0.238 ***	0.045
Second round effects	0.086 *	0.046	0.067	0.059	--	--
Lagged value	0.199 ***	0.051	0.230 ***	0.074	--	--
Money growth	-0.031	0.040	-0.068	0.058	--	--
Lagged value	0.091 **	0.036	0.105 **	0.047	--	--
R-square	0.049		0.098		0.030	
# of observations	3723		928		3016	

Ticks per minute	Entire Press Conference		Introductory Statement		Q&A	
	Coefficient	Std. error	Coefficient	Std. error	Coefficient	Std. error
US jobless claims	0.021	0.124	0.021	0.124	--	--
Lagged value	0.211 *	0.123	0.206 *	0.124	--	--
Economic outlook	2.434 *	1.256	4.313 **	1.728	1.289	1.642
Lagged value	1.518	1.285	2.457	1.779	-0.138	1.702
Inflation	4.048 ***	1.303	3.437 **	1.536	4.353 **	1.953
Lagged value	11.013 ***	1.269	6.442 ***	1.481	17.419 ***	1.912
Interest rates	3.876 *	2.264	--	--	3.970 *	2.118
Lagged value	12.690 ***	2.278	--	--	12.804 ***	2.145
Second round effects	1.738	2.249	5.782 **	2.461	--	--
Lagged value	0.263	2.513	6.814 **	3.111	--	--
Money growth	4.704 **	1.958	-2.393	2.450	--	--
Lagged value	4.782 ***	1.774	10.549 ***	1.962	--	--
R-square	0.069		0.148		0.065	
# of observations	3723		928		3016	

Volume	Entire Press Conference		Introductory Statement		Q&A	
	Coefficient	Std. error	Coefficient	Std. error	Coefficient	Std. error
US jobless claims	-2.357	10.737	-3.344	12.013	--	--
Lagged value	7.576	10.642	0.319	12.012	--	--
Economic outlook	108.511	109.018	-93.337	166.904	257.596 *	138.142
Lagged value	185.075 *	111.532	441.008 ***	171.869	-87.970	143.132
Inflation	610.865 ***	113.019	841.212 ***	148.379	215.775	164.271
Lagged value	789.608 ***	110.108	692.328 ***	143.083	1046.833 ***	160.841
Interest rates	597.634 ***	196.436	--	--	610.282 ***	178.131
Lagged value	1523.487 ***	197.618	--	--	1559.144 ***	180.417
Second round effects	221.290	195.183	442.567 *	237.714	--	--
Lagged value	514.801 **	218.013	861.098 ***	300.566	--	--
Money growth	59.832	169.928	-216.735	236.686	--	--
Lagged value	45.006	153.896	208.846	189.528	--	--
R-square	0.080		0.154		0.069	
# of observations	3723		928		3016	

Notes: Results are based on estimation of model (3), testing for the effects of minute-by-minute newswire snaps on 3-month Euribor futures. *, **, *** denote significance at the 90%, 95% and 99% level, respectively. Coefficients in panel 1 are multiplied by 100.

Appendix

Table A1: Reuters snaps during the ECB's press conference in November 2004

Date	Time	Snap
04/11/04	14:32	TRICHET- CPI A WORRISOME DEVELOPMENT
04/11/04	14:32	TRICHET- NO EVIDENCE INFLATION PRESSURES PICKING UP IN EURO ZONE
04/11/04	14:32	TRICHET- UPSIDE RISKS TO PRICE STABILITY, NEED STRONG VIGILANCE
04/11/04	14:33	TRICHET- SHORT-TERM ECON INDICATORS MORE MIXED
04/11/04	14:33	TRICHET- INDICATORS STILL POINT TO GROWTH IN 2005
04/11/04	14:33	ECB'S TRICHET SAYS EURO AREA EXPORTS SHOULD STILL BENEFIT FROM GLOBAL DEMAND NEXT YEAR
04/11/04	14:34	TRICHET- STILL SCOPE FOR STRONGER PRIVATE CONSUMPTION
04/11/04	14:34	TRICHET- OUTLOOK SURROUNDED BY UNCERTAINTY, MAINLY FROM OIL
04/11/04	14:34	TRICHET- MAGNITUDE, NATURE OF OIL SHOCK DIFFERENT FROM PAST
04/11/04	14:35	TRICHET- RECENT OIL PRICE RISES STILL SIZABLE ADVERSE SHOCK TO EURO ZONE
04/11/04	14:35	TRICHET- MORE OIL RISES COULD DAMPEN GROWTH
04/11/04	14:36	ECB'S TRICHET SAYS OCTOBER CPI SAW STRONG JUMP, OIL PRICE HAD DIRECT IMPACT
04/11/04	14:36	TRICHET- OIL PRICES MAY FEED THROUGH ECON, GENERATE INDIRECT EFFECTS
04/11/04	14:36	TRICHET- DATA SO FAR DO NOT SUGGEST STRONGER UNDERLYING CPI PRESSURES
04/11/04	14:36	TRICHET- WAGE MODERATION EXPECTED TO CONTINUE, GIVEN MODERATE GROWTH
04/11/04	14:37	TRICHET- RISKS LINKED TO OIL PRICES, TAXES, POTENTIAL SECOND-ROUND EFFECTS
04/11/04	14:37	TRICHET- DOWNTREND IN M3 APPEARS TO HAVE HALTED IN RECENT MONTHS
04/11/04	14:37	ECB'S TRICHET SAYS M3 DEVELOPMENTS REFLECT LOW INTEREST RATES
04/11/04	14:38	TRICHET- LOW INT RATES FUELLING PRIVATE CREDIT DEMAND
04/11/04	14:38	TRICHET- LOAN DEMAND NOW MORE BROADLY BASED
04/11/04	14:38	TRICHET- MORE CASH IN EURO ZONE THAN NEEDED TO FINANCE CPI-FREE GROWTH
04/11/04	14:39	TRICHET- EXCESS CASH COULD POINT TO INFLATION AHEAD, BOOST ASSET PRICES
04/11/04	14:39	TRICHET- UNDERLYING INFLATION CONTAINED BUT MEDIUM-TERM RISKS NEED TO BE MONITORED
04/11/04	14:39	ECB'S TRICHET SAYS NEED STRONG VIGILANCE ON RISKS TO PRICE STABILITY
04/11/04	14:40	TRICHET- SEE SOME ENCOURAGING SIGNS THAT GOVTS PLANNING TO CORRECT BUDGET DEFICITS
04/11/04	14:40	TRICHET- BUT FISCAL IMBALANCES ELSEWHERE COULD BE ON THE RISE
04/11/04	14:41	TRICHET- COMPLYING WITH BUDGET TARGETS WILL BUILD CONFIDENCE, HELP UPSWING
04/11/04	14:41	TRICHET- ECB WARNS AGAINST CHANGES TO STABILITY PACT, EXCESS DEFICIT PROCEDURE
04/11/04	14:42	TRICHET- FISCAL CONSOLIDATION PLANS SHOULD BE PART OF STRUCTURAL REFORM EFFORT
04/11/04	14:42	ECB'S TRICHET SAYS STRUCTURAL REFORM CRUCIAL TO RAISE GROWTH, EMPLOYMENT

04/11/04	14:44	TRICHET- ASKED IF ECB HAS BIAS, SAYS UPWARD RISKS TO PRICE STABILITY "AUGMENTING"
04/11/04	14:44	TRICHET- "WE WON'T LET SECONDARY EFFECTS MATERIALISE"
04/11/04	14:45	TRICHET- REAFFIRMS G7 STATEMENT ON CURRENCIES
04/11/04	14:45	TRICHET- G7 STATEMENT CAPTURES "PRESENT SENTIMENT"
04/11/04	14:46	TRICHET- DISORDERLY MOVEMENTS IN FX RATES UNDESIRABLE FOR GROWTH
04/11/04	14:46	ECB'S TRICHET SAYS US POLICY REMAINS ONE OF "STRONG DOLLAR"
04/11/04	14:49	TRICHET- "CLEAR" THAT PRESENT PICKUP IN CPI WILL CONTINUE FOR SOME MONTHS, MAY INCREASE
04/11/04	14:50	TRICHET- WILL RETURN TO PRICE STABILITY "AT A CERTAIN MOMENT"
04/11/04	14:50	TRICHET- DECLINES TO FORECAST AVERAGE CPI FOR 2005
04/11/04	14:51	TRICHET- OIL IMPACT ON INFLATION UPWARD, ON GROWTH DOWNWARD
04/11/04	14:53	TRICHET- ASKED ON EURO FX RATE, REPEATS EXCESS VOLATILITY, DISORDERLY MOVES, UNDESIRABLE
04/11/04	14:54	ECB'S TRICHET SAYS SEES ASSET INFLATION IN REAL ESTATE IN A NUMBER OF ECONOMIES
04/11/04	14:56	TRICHET- ON US TWIN DEFICITS, ECB SAYS US NEEDS TO CORRECT SAVINGS PROBLEM
04/11/04	14:56	TRICHET- EUROPE NEEDS TO TACKLE STRUCTURAL REFORMS AS PART OF REDUCING IMBALANCES
04/11/04	14:56	TRICHET- NEED PROGRESSIVE, EFFICIENT CORRECTION OF LACK OF SAVINGS IN US
04/11/04	14:58	TRICHET- APPROPRIATE FOR CHINA TO USE "MARKET ECONOMY WEAPONS" TO COOL ECONOMY
04/11/04	14:59	TRICHET- NUMBER OF ASIA CURRENCIES COULD APPRECIATE IN PROGRESSIVE, ORDERLY MANNER
04/11/04	15:03	ECB'S TRICHET- ECB READY TO PREVENT SECOND-ROUND EFFECTS
04/11/04	15:10	TRICHET- IN PERMANENT CONTACT WITH US, BUT NONE SINCE US ELECTION
04/11/04	15:11	TRICHET- WHAT IS GOOD FOR CHINA ECONOMY IS GOOD FOR GLOBAL ECONOMY
04/11/04	15:11	TRICHET- DOES NOT SEE RISK OF STAGFLATION FOR EURO ECONOMY NOW
04/11/04	15:12	TRICHET- "WE HAVE IN HAND" THE DELIVERANCE OF PRICE STABILITY OVER TIME
04/11/04	15:13	TRICHET- WILL CONTINUE TO SEE GROWTH CLOSE TO POTENTIAL IN EURO AREA
04/11/04	15:17	ECB'S TRICHET SAYS DOES NOT LIKE "ONE OFF" FISCAL MEASURES AS A RULE

European Central Bank Working Paper Series

For a complete list of Working Papers published by the ECB, please visit the ECB's website (<http://www.ecb.int>)

- 737 "Structural balances and revenue windfalls: the role of asset prices revisited" by R. Morris and L. Schuknecht, March 2007.
- 738 "Commodity prices, money and inflation" by F. Browne and D. Cronin, March 2007.
- 739 "Exchange rate pass-through in emerging markets" by M. Ca' Zorzi, E. Hahn and M. Sánchez, March 2007.
- 740 "Transition economy convergence in a two-country model: implications for monetary integration" by J. Brůha and J. Podpiera, March 2007.
- 741 "Sectoral money demand models for the euro area based on a common set of determinants" by J. von Landesberger, March 2007.
- 742 "The Eurosystem, the US Federal Reserve and the Bank of Japan: similarities and differences" by D. Gerdesmeier, F. P. Mongelli and B. Roffia, March 2007.
- 743 "Credit market and macroeconomic volatility" by C. Mendicino, March 2007.
- 744 "International financial linkages of Latin American banks: the effects of political risk and deposit dollarisation" by F. Ramon-Ballester and T. Wezel, March 2007.
- 745 "Market discipline, financial integration and fiscal rules: what drives spreads in the euro area government bond market?" by S. Manganelli and G. Wolswijk, April 2007.
- 746 "U.S. evolving macroeconomic dynamics: a structural investigation" by L. Benati and H. Mumtaz, April 2007.
- 747 "Tax reform and labour-market performance in the euro area: a simulation-based analysis using the New Area-Wide Model" by G. Coenen, P. McAdam and R. Straub, April 2007.
- 748 "Financial dollarization: the role of banks and interest rates" by H. S. Basso, O. Calvo-Gonzalez and M. Jurgilas, May 2007.
- 749 "Excess money growth and inflation dynamics" by B. Roffia and A. Zaghini, May 2007.
- 750 "Long run macroeconomic relations in the global economy" by S. Dees, S. Holly, M. H. Pesaran and L. V. Smith, May 2007.
- 751 "A look into the factor model black box: publication lags and the role of hard and soft data in forecasting GDP" by M. Bańbura and G. Rünstler, May 2007.
- 752 "Econometric analyses with backdated data: unified Germany and the euro area" by E. Angelini and M. Marcellino, May 2007.
- 753 "Trade credit defaults and liquidity provision by firms" by F. Boissay and R. Gropp, May 2007.
- 754 "Euro area inflation persistence in an estimated nonlinear DSGE model" by G. Amisano and O. Tristani, May 2007.

- 755 “Durable goods and their effect on household saving ratios in the euro area” by J. Jalava and I. K. Kavonius, May 2007.
- 756 “Maintaining low inflation: money, interest rates, and policy stance” by S. Reynard, May 2007.
- 757 “The cyclicalities of consumption, wages and employment of the public sector in the euro area” by A. Lamo, J. J. Pérez and L. Schuknecht, May 2007.
- 758 “Red tape and delayed entry” by A. Ciccone and E. Papaioannou, June 2007.
- 759 “Linear-quadratic approximation, external habit and targeting rules” by P. Levine, J. Pearlman and R. Pierse, June 2007.
- 760 “Modelling intra- and extra-area trade substitution and exchange rate pass-through in the euro area” by A. Dieppe and T. Warmedinger, June 2007.
- 761 “External imbalances and the US current account: how supply-side changes affect an exchange rate adjustment” by P. Engler, M. Fidora and C. Thimann, June 2007.
- 762 “Patterns of current account adjustment: insights from past experience” by B. Algieri and T. Bracke, June 2007.
- 763 “Short- and long-run tax elasticities: the case of the Netherlands” by G. Wolswijk, June 2007.
- 764 “Robust monetary policy with imperfect knowledge” by A. Orphanides and J. C. Williams, June 2007.
- 765 “Sequential optimization, front-loaded information, and U.S. consumption” by A. Willman, June 2007.
- 766 “How and when do markets tip? Lessons from the Battle of the Bund” by E. Cantillon and P.-L. Yin, June 2007.
- 767 “Explaining monetary policy in press conferences” by M. Ehrmann and M. Fratzscher, June 2007.

ISSN 1561081-0



9 771561 081005