

Adam, Klaus

**Working Paper**

## Optimal monetary policy with imperfect common knowledge

ECB Working Paper, No. 223

**Provided in Cooperation with:**

European Central Bank (ECB)

*Suggested Citation:* Adam, Klaus (2003) : Optimal monetary policy with imperfect common knowledge, ECB Working Paper, No. 223, European Central Bank (ECB), Frankfurt a. M.

This Version is available at:

<https://hdl.handle.net/10419/152657>

**Standard-Nutzungsbedingungen:**

Die Dokumente auf EconStor dürfen zu eigenen wissenschaftlichen Zwecken und zum Privatgebrauch gespeichert und kopiert werden.

Sie dürfen die Dokumente nicht für öffentliche oder kommerzielle Zwecke vervielfältigen, öffentlich ausstellen, öffentlich zugänglich machen, vertreiben oder anderweitig nutzen.

Sofern die Verfasser die Dokumente unter Open-Content-Lizenzen (insbesondere CC-Lizenzen) zur Verfügung gestellt haben sollten, gelten abweichend von diesen Nutzungsbedingungen die in der dort genannten Lizenz gewährten Nutzungsrechte.

**Terms of use:**

*Documents in EconStor may be saved and copied for your personal and scholarly purposes.*

*You are not to copy documents for public or commercial purposes, to exhibit the documents publicly, to make them publicly available on the internet, or to distribute or otherwise use the documents in public.*

*If the documents have been made available under an Open Content Licence (especially Creative Commons Licences), you may exercise further usage rights as specified in the indicated licence.*


EUROPEAN CENTRAL BANK  
**WORKING PAPER SERIES**



**WORKING PAPER NO. 223**  
**OPTIMAL MONETARY POLICY  
WITH IMPERFECT COMMON  
KNOWLEDGE**  
**BY KLAUS ADAM**

**April 2003**

**EUROPEAN CENTRAL BANK**  
**WORKING PAPER SERIES**



**WORKING PAPER NO. 223**  
**OPTIMAL MONETARY POLICY  
WITH IMPERFECT COMMON  
KNOWLEDGE<sup>1</sup>**  
**BY KLAUS ADAM<sup>2</sup>**

**April 2003**

<sup>1</sup> The research contained in this paper was carried out while the author was visiting the Directorate General Research as part of the ECB Research Visitor Programme. The opinions expressed herein are those of the authors and do not necessarily represent those of the European Central Bank. This paper can be downloaded without charge from <http://www.ecb.int> or from the Social Science Research Network electronic library at: [http://ssrn.com/abstract\\_id=xxxxxx](http://ssrn.com/abstract_id=xxxxxx)

<sup>2</sup> University of Frankfurt, Mertonstr. 17, Room 114C, 60054 Frankfurt am Main, Germany, email: [kladam@wiwi.uni-frankfurt.de](mailto:kladam@wiwi.uni-frankfurt.de)

© European Central Bank, 2003

<b>Address</b>	<b>Kaiserstrasse 29</b>
	<b>D-60311 Frankfurt am Main</b>
	<b>Germany</b>
<b>Postal address</b>	<b>Postfach 16 03 19</b>
	<b>D-60066 Frankfurt am Main</b>
	<b>Germany</b>
<b>Telephone</b>	<b>+49 69 1344 0</b>
<b>Internet</b>	<b><a href="http://www.ecb.int">http://www.ecb.int</a></b>
<b>Fax</b>	<b>+49 69 1344 6000</b>
<b>Telex</b>	<b>411 144 ecb d</b>

*All rights reserved.*

*Reproduction for educational and non-commercial purposes is permitted provided that the source is acknowledged.*

*The views expressed in this paper do not necessarily reflect those of the European Central Bank.*

ISSN 1561-0810 (print)

ISSN 1725-2806 (online)

## Contents

Abstract	4
Non-technical summary	5
1 Introduction	7
2 A simple Lucas-type model	9
2.1 Central bank objective function	11
2.2 Time-line	12
3 Optimal policy in two benchmark settings	13
3.1 Benchmark I: Perfectly observable shocks	13
3.2 Benchmark II: Unobservable shocks	14
4 Imperfect common knowledge and information channels	14
4.1 The real-valued Gaussian channel	15
5 Rational expectations equilibrium with imperfect common knowledge	17
5.1 Price setting with imperfect common knowledge	18
5.2 REE and optimal information structure	19
6 Optimal stabilization policy	20
6.1 The baseline case	20
6.2 Uncertainty about the degree of information frictions	24
6.3 Persistent mark-up shocks	25
6.4 Strategic substitutes	27
7 Conclusions	28
A Appendix	28
References	29
European Central Bank working paper series	31

### Abstract

We study optimal nominal demand policy in an economy with monopolistic competition and flexible prices when firms have imperfect common knowledge about the shocks hitting the economy. Parametrizing firms' information imperfections by a (Shannon) capacity parameter that constrains the amount of information flowing to each firm, we study how policy that minimizes a quadratic objective in output and prices depends on this parameter. When price setting decisions of firms are strategic complements, for a large range of capacity values optimal policy nominally accommodates mark-up shocks in the short-run. This finding is robust to the policy maker observing shocks imperfectly or being uncertain about firms' capacity parameter. With persistent mark-up shocks accommodation may increase in the medium term, but decreases in the long-run thereby generating a hump-shaped price response and a slow reduction in output. Instead, when prices are strategic substitutes, policy tends to react restrictively to mark-up shocks. However, rational expectations equilibria may then not exist with small amounts of imperfect common knowledge.

Keywords: optimal policy, information frictions, imperfect common knowledge, higher order beliefs, Shannon capacity

JEL-Class.No.: E31, E52, D82

## **Non-Technical Summary**

Optimal Monetary Policy with Imperfect Common Knowledge  
by Klaus Adam

Monetary policy models usually derive policy recommendations under the assumption that all agents in the private sector share the same information set. This is of course highly unrealistic and, as this paper shows, policy conclusions may heavily depend on it.

This paper studies the monetary policy implications of imperfectly shared information when monopolistically-competitive firms have differential information about the real, nominal, and policy disturbances hitting the economy. The paper shows that the presence of differential information may have strong implications for the equilibrium outcome of the price setting game between firms and consequently for optimal monetary policy decisions. The starkest differences emerge when firms' prices are strategic complements, i.e. when the optimal price of some firm increases with the average price in the economy (*ceteris paribus*), which can plausibly be expected to be the case. With a common information set such complementarities require and allow for a high degree of coordination between price setters in reaction to shocks. However, such coordination is difficult with differential information. Firms then face so-called 'strategic uncertainty' as they are uncertain about the decisions of other firms who use different information. As a result of strategic uncertainty, prices will underreact to shocks even if information frictions generate only relatively small amounts of differential information. This implies that nominal demand policy has the ability to affect real variables as prices also underreact to nominal demand policy.

Optimal policy that seeks to stabilize output and prices at their target values then requires (for a large range of information frictions) to fully nominally accommodate white noise mark-up shocks (cost-push shocks). This result is robust to a number of extensions, such as imperfect information about shocks by the policy maker or uncertainty about the degree of information frictions in the private sector.

When mark-up shocks are persistent, the optimal policy reaction varies over time as information about shocks improves. Increased information leads to less strategic uncertainty and implies that nominal demand policy becomes increasingly ineffective in stabilizing output. As a result, the policy reaction shifts from accommodation in early periods to nominal demand contraction in later periods, thereby generating a hump-shaped price response and a slowly decreasing output level.

The paper also briefly considers the case where firms' price are strategic substitutes. The policy conclusions may then be reversed, i.e. the policy maker should nominally contract in response to mark-up shocks, as firms' tend to overreact to their information sets. Also, for a sufficiently strong degree of substitutability rational expectations equilibria may cease to exist for (arbitrarily) small amounts of differential information.



”The peculiar character of the problem of rational economic order is determined precisely by the fact that the knowledge of the circumstances of which we must make use never exists in concentrated or integrated form but solely as the dispersed bits of incomplete and frequently contradictory knowledge which all the separate individuals possess.”

Friedrich A. Hayek (1945)

## 1 Introduction

Decentralized economic activity, as it takes place in modern market economies, tends to generate decentralized knowledge, i.e. knowledge which is not necessarily shared among all agents that might find it potentially relevant.

Most economic models, however, derive policy recommendations under the assumption that private agents share a common information set. In the realm of monetary policy, for example, information asymmetries between private agents have not yet received much attention, and the literature has mainly focused on asymmetries between the private sector and the policy maker (e.g. Svensson and Woodford (2002a, 2002b)).

This paper considers optimal monetary policy when private agents do not share a common information set and thereby seeks to close in part this gap in the monetary policy literature.

Presented is a simple model with imperfectly competitive firms, flexible prices, and a policy maker using nominal demand to minimize the quadratic deviations of output and prices from target. The novel feature of the model is that firms (and potentially also the policy maker) possess private information about the shocks hitting the economy and that for such a setting optimal nominal demand policy is determined.

As pointed out earlier by Keynes (1936) and Phelps (1983), disparate information sets coupled with the assumption that agents hold rational expectations generate substantial difficulties: optimal decision making then requires that agents formulate so-called higher order beliefs, i.e. beliefs about the beliefs of others and beliefs about what the others believe about others, and so on ad infinitum.<sup>1</sup> This is the case because agents’ optimal decisions typically depend on the choices of other agents and, thus, on other agents’ beliefs.<sup>2</sup>

Despite these difficulties, a number of recent papers successfully pioneered methods to determine rational expectations equilibria in imperfect common

---

<sup>1</sup>Morris and Shin (2000) have shown that agents do not necessarily have to formulate such higher order beliefs. In binary action games, optimal decisions can be generated by holding simple uniform beliefs about other agents’ *actions*.

<sup>2</sup>In the present model such dependencies arise from price competition between firms.

knowledge environments, most notably Townsend (1983b, 1983a), Sargent (1991), Binder and Pesaran (1998), and Woodford (2002), and the recent literature on global games, see Morris and Shin (2000).

While the present paper in many respects is simpler than these earlier contributions it adds to them by solving an optimal policy problem for a private sector rational expectations equilibrium with imperfect common knowledge. With the exception of Morris and Shin (2003) and Amato and Shin (2003) who derive normative implications regarding the disclosure of public information in imperfect common knowledge settings, this has not been done before.

In a related paper Ball et al. (2002) analyze optimal monetary policy with disparate information by assuming that some agents set prices based on lagged information. Although similar in spirit, their paper differs considerably since information lags do not generate imperfect common knowledge.

The paper generates imperfect common knowledge structures by assuming that each firm receives information through an information channel that is contaminated with idiosyncratic noise. Information channels are a concept borrowed from information theory, see Shannon (1948), and are characterized by a simple technology parameter called *channel capacity*.<sup>3</sup>

The channel capacity conveniently parametrizes the information frictions in the economy: When channel capacity is equal to zero, firms receive no information about shocks or policy decisions; as capacity increases the amount of information received by agents also increases, and becomes perfect (in the limit) as capacity becomes infinite.<sup>4</sup>

There are several advantages in modelling information frictions with the help of information channels.

Firstly, the information structure turns out endogenous to the model since firms optimally choose which variables to observe through their channels. The observed variables will thereby depend on the monetary policy pursued by the policy maker.<sup>5</sup>

Secondly, in the presence of imperfect common knowledge information channels preserve the linear quadratic nature of the policy problem and thereby allow for simple closed form solutions.

The main policy conclusion derived is the following: When firms' prices are strategic complements, for a large range of intermediate capacity values optimal policy nominally accommodates mark-up shocks in the short-run .

---

<sup>3</sup>See Sims (2001) for a recent application of information channels to macroeconomics.

<sup>4</sup>Information should here be understood in the sense of information theory, i.e. as the difference in entropy between prior and posterior beliefs.

<sup>5</sup>In the language of Kalman filtering: agents can choose their observation equation knowing that the variance of the observation noise will be determined by the channel capacity to limit the information content of the signal.

This is the case because strategic complementarities strengthen the importance of higher-order beliefs in firms' price setting decisions, as explained in the text. Since higher-order beliefs react less strongly to the information received by agents than beliefs of lower order, complementarities imply that the policy maker has relatively little effect on prices, even at intermediate values of channel capacity. Policy then optimally stabilizes output by nominally accommodating mark-up shocks.

This result is found to be robust to a number of extensions, such as imperfect observations of shocks by the policy maker or uncertainty of the policy maker about the value of the private sector's channel capacity.

When mark-up shocks display persistence, the optimal policy reaction varies over time as information about the shocks slowly dissipates in the economy. Optimal policy can then be characterized by increasing amounts of accommodation in the medium term and negative accommodation in the long-run. A persistent mark-up shock thus generates a hump-shaped price response and a slowly decreasing output level.

The paper also briefly analyzes the case where firms' prices are strategic substitutes. Optimal policy then tends to react with nominal demand contractions in response to mark-up shocks. However, when the degree of substitutability is sufficiently strong, common knowledge rational expectations equilibria where agents observe shocks perfectly are not robust to arbitrarily small amounts of imperfect common knowledge about shocks.

The paper is organized as follows. Section 2 introduces the monopolistically competitive economy and section 3 briefly describes optimal policy for two common knowledge benchmarks where shocks are either perfectly observable or completely unobservable. Information channels are introduced in section 4 which summarizes relevant results from information theory. Section 5 then determines the rational expectations equilibrium with imperfect common knowledge and section 6 characterizes optimal monetary policy. A conclusion summarizes the main findings.

## 2 A simple Lucas-type model

Consider a flexible price economy with a continuum of monopolistically competitive firms  $i \in [0, 1]$  and a central bank that (imperfectly) controls nominal demand. Except for the information assumptions the model is standard.

As is well known, e.g. Woodford (2001a), the log-linearized first order conditions for firms in monopolistic competition deliver a standard pricing equation of the form

$$p_t(i) = E [p_t + \xi y_t | I_t^i] + \varepsilon_t^i, \quad (1)$$

where  $p_t(i)$  denotes the log of firm  $i$ 's profit maximizing price,  $p_t$  the log average price ( $p_t = \int p_t(i) di$ ),  $y_t$  the log output gap ( $y_t = \log \frac{Y_t}{\bar{Y}}$ , where  $\bar{Y}$  is the output level emerging in the absence of any aggregate shocks), and  $I_t^i$  the information available to firm  $i$ .

The stochastic component  $\varepsilon_t^i$  in equation (1) is a firm-specific mark-up shock. This shock is assumed to have an idiosyncratic component  $\phi_t^i$  and a component  $\varepsilon_t$  that is common to all firms:

$$\varepsilon_t^i = \varepsilon_t + \phi_t^i.$$

The idiosyncratic component is thought to represent an efficient variation in the relative prices of the goods of different firms. The cross-sectional distribution of the  $\phi_t^i$  is assumed to be time-invariant with zero mean. The common mark-up shock  $\varepsilon_t$  is given by

$$\varepsilon_t \sim i.i.N(0, \sigma_\varepsilon^2)$$

and is a source of aggregate price level risk in the economy, that generates an incentive for the policy maker to intervene.

To simplify the exposition, it will be assumed that the mark-up shock  $\varepsilon_t^i$  of a single firm does not convey any information about the average shock  $\varepsilon_t$ . This is the case when the variance of the common mark-up shock is small relative to the variance in the innovation of the process  $\phi_t^i$ , denoted by  $\sigma_\phi^2$ , i.e. whenever

$$\sigma_\varepsilon^2 / \sigma_\phi^2 \approx 0.$$

This assumption is made for analytical convenience and insures that all information about  $\varepsilon_t$  enters firms' information sets via the information channels.<sup>6</sup>

The parameter  $\xi > 0$  in equation (1) is crucial since it determines whether firms' prices are strategic complements or substitutes. This can be seen by defining the (log) nominal spending gap  $q_t$  as

$$q_t = y_t + p_t,$$

and using it to substitute  $y_t$  in equation (1):

$$p_t(i) = E \left[ (1 - \xi)p_t + \xi q_t | I_t^i \right] + \varepsilon_t^i. \quad (2)$$

For  $\xi \leq 1$  prices are strategic complements since each firm's optimal price is (weakly) increasing with the average price level for a given level of nominal demand  $q_t$ . For  $\xi > 1$  prices become strategic substitutes since each firm's optimal price is then decreasing with the average price level.

---

<sup>6</sup>None of the qualitative results depend on this assumption as long as  $\varepsilon_t^i$  does not fully reveal  $\varepsilon_t$ .

For most part of the paper, and unless otherwise stated, prices are assumed to be strategic complements, i.e.  $0 < \xi \leq 1$ . The case of strategic substitutes is briefly considered at the end.

We now describe the demand side of the economy. The central bank imperfectly controls nominal demand  $q_t$ , i.e.

$$q_t = q_t^* + \delta_t,$$

where  $q_t^*$  is the target level chosen by the central bank and  $\delta_t \sim iiN(0, \sigma_\delta^2)$  is a control error that realizes after the policy maker has determined  $q_t^*$  but before firms decide about prices.

Control of nominal spending can be achieved in various ways. In an economy featuring a quantity equation, e.g. in the form of a binding cash-in-advance constraint, it may be established through control of nominal money balances. Alternatively, nominal demand could be controlled by setting an appropriate level for the nominal interest rate, which is the policy instrument used by most central banks today. However, which of these instruments is effectively used does not matter for the results in this paper.

## 2.1 Central bank objective function

We suppose that the central bank seeks to minimize the quadratic deviations of prices and output from their target values:

$$\min_{q_t^*} E \left[ \sum_{t=0}^{\infty} \beta^t \left( (p_t)^2 + (y_t)^2 \right) | I_t^{CB} \right] \quad (3)$$

The central bank optimizes conditional on its information set  $I_t^{CB}$  which contains (potentially noisy) information about the mark-up shock  $\varepsilon_t$  but no information about the control error  $\delta_t$ .

Equation (3) assumes that the output gap target is equal to zero in all periods, which implies that the central bank has no incentive to raise output above its natural rate. The log price level target is equally set to zero. Choosing a different price level target or a time-varying deterministic target path would not cause any difference for the subsequent results.<sup>7</sup>

We assume that the central bank decides about  $q_t^*$  before firms set their prices, which implies that the central bank can commit to  $q_t^*$ . Consequently, real effects of nominal demand policy will be due to the systematic variation in monetary policy only.

---

<sup>7</sup>Yet, choosing an inflation target amounts to choosing a history dependent and, thus, stochastic price level target. This would substantially alter the analysis since firms would then have to inform themselves about the changing target level.

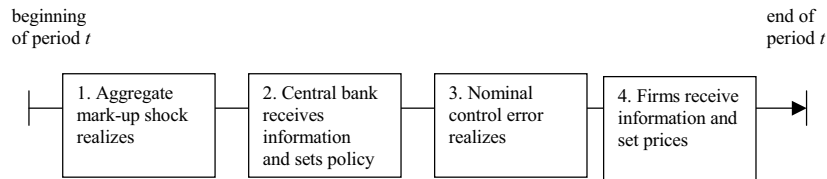


Figure 1: Sequence of events

Note that objective (3) differs somewhat from standard quadratic approximations of the welfare function. Such approximations for economies with monopolistic competition typically lead to a term capturing the dispersion of prices across firms, see Woodford (2001a) or Ball et. al. (2002), while equation (3) contains instead a term capturing the variability of the price level.

Cross sectional price variation is welfare reducing because price dispersion generates inefficient substitution of goods of different variety. Variations in the aggregate price level *per se*, however, are not welfare reducing since the price level is irrelevant for the efficiency of the consumption decisions.

For a number of reasons, however, we decided to use a more traditional objective function containing a price level term.

Most importantly, standard arguments for including a price dispersion term do not seem very appropriate. In the present model prices display inefficient dispersion because firms' information sets contain some amount of private information. This differs from New Keynesian models where price dispersion is instead due to nominal price stickiness in combination with time varying profit-maximizing prices. To assume that consumers adapt the consumption of different varieties to information-induced price dispersion would amount to assuming that consumers know about firms' private information. This seems highly unlikely.

Moreover, price stability is *the* standard objective of modern central banks. Therefore, at least from a central banker's perspective, objective functions should contain a price level target. It is acknowledged, however, that the price level target does not capture welfare implications that can be deduced directly from the model.

## 2.2 Time-line

Before going into the details of the analysis we briefly summarize the sequence of events within each period. As illustrated in figure 1, the period starts with the realization of the aggregate mark-up shock. The central bank then receives a (potentially noisy) signal of the shock and determines its policy  $q_t^*$ . Thereafter,

the nominal control error  $\delta_t$  realizes. Finally, firms receive (potentially noisy) information about the shocks and the central bank's policy choice and then set their prices.

### 3 Optimal policy in two benchmark settings

This section considers two common knowledge settings with rather extreme informational assumptions. In the first setting it is assumed that firms perfectly observe aggregate mark-up shocks  $\varepsilon_t$  and nominal spending shocks  $\delta_t$ ; in the second setting we assume that firms do not observe shocks at all. The optimal policies for these settings will serve as useful benchmarks when analyzing policy in environments with imperfect common knowledge about these shocks.

#### 3.1 Benchmark I: Perfectly observable shocks

Suppose firms perfectly observe the shocks  $\varepsilon_t$  and  $\delta_t$ , the policy maker perfectly observes  $\varepsilon_t$ , and this is common knowledge. Based on equation (2) firm  $i$ 's optimal price  $p_t(i)$  can be expressed as

$$\begin{aligned} p_t(i) &= E[(1 - \xi)p_t + \xi q_t | I_t^i] + \varepsilon_t^i \\ &= E[(1 - \xi)p_t | I_t] + \xi q_t + \varepsilon_t^i. \end{aligned} \quad (4)$$

where the second line uses the fact that all firms share the same information set and assumes that  $q_t$  is a function of the shocks  $\varepsilon_t$  and  $\delta_t$  and, thus, perfectly observed by agents.

Integrating equation (4) over  $i \in [0, 1]$  and taking conditional expectations with respect to  $I_t$  delivers

$$E[p_t | I_t] = q_t + \frac{1}{\xi} \varepsilon_t, \quad (5)$$

which shows that agents can pin down average expectations as a function of the random variables  $\varepsilon_t$  and  $q_t$ . By substituting equation (5) into (4), integrating over  $i$ , and using one more time the definition of  $q_t$ , one can determine how prices and output depend on shocks and policy decisions:

$$p_t = q_t + \frac{1}{\xi} \varepsilon_t \quad (6)$$

$$y_t = -\frac{1}{\xi} \varepsilon_t. \quad (7)$$

As one would expect, nominal demand  $q_t$  affects the price level but has no effect on output. This is an example of the classical monetary neutrality result that holds in models without nominal rigidities and information asymmetries (Lucas (1972)).

Since nominal demand policy has no effect on output, optimal policy stabilizes prices:

$$q_t^* = -\frac{1}{\xi}\varepsilon_t. \quad (8)$$

Under optimal policy prices then fluctuate in response to the nominal control error  $\delta_t$  and output depends on the aggregate mark-up shock  $\varepsilon_t$  only.

### 3.2 Benchmark II: Unobservable shocks

We now consider the case where firms have no information about the realization of mark-up shocks and control errors. The policy maker continues to observe mark-up shocks perfectly.

Firms' expectations about shocks are given by the mean values of shocks, which are equal to zero. Equation (1) and the definition of  $q_t$  then imply

$$p_t = \varepsilon_t \quad (9)$$

$$y_t = q_t - \varepsilon_t. \quad (10)$$

Since nominal demand policy and spending shocks are unobserved, they come as a 'surprise' and affect real variables only. Optimal policy then seeks to stabilize output, which is achieved by nominally accommodating mark-up shocks:

$$q_t^* = \varepsilon_t.$$

Under optimal policy, prices now respond to mark-up shocks and output is driven by control errors, which is the opposite of the full information setup considered in the previous section.

## 4 Imperfect common knowledge and information channels

From here on we consider the more realistic case of economic agents that do not share a common information set.

We assume that each firm (and potentially also the policy maker) receives information through a so-called information channel that is contaminated with idiosyncratic noise.<sup>8</sup> The presence of noise will generate private information about the shocks hitting the economy.

Information channels allow for the transmission of information from the source to the receiver in a similar way as telephone or modem lines do. However,

---

<sup>8</sup>Information channels have been introduced by Shannon (1948). See Cover and Thomas (1991) for a textbook treatment and Sims (2001) for an application in macroeconomics.



due to the presence of noise, the information arriving at the receiver (the channel output) does not perfectly reveal the information at the source (the channel input). Noise may arise, for example, from limited attention on the part of the receiver or from interpretation errors due to background noise in the channel.

An information channel can be characterized by its capacity  $K \geq 0$ . The capacity places an upper bound on the amount of information that can be transmitted via the channel, as will be made precise below. Channel capacity is a simple technology parameter, like the TFP-parameter in a production function, that depends on channel features such as the number of signals the channel can transmit per period of time, the number of letters in the channel's alphabet, the probability with which the respective letters are transmitted correctly, etc.

An attractive feature of information channels is that they limit only the overall amount of information flowing to agents while agents decide which random variables to observe with what precision. Agents, thus, *choose* the information structure subject to the constraint imposed by the capacity limit. This causes the information structure to be endogenous since agents' information choices depend on the stabilization policy pursued by the central bank and the parameters characterizing the economy.

Readers familiar with Kalman filtering may think of this situation as one where agents *choose* their observation equation and where the information noise is determined by the capacity of the available information channel.

In the next section we give a brief introduction to real-valued Gaussian information channels. Such channels will be used in the latter part of the paper. Readers interested in a more detailed treatment may consult the textbook of Cover and Thomas (1991) or the, very accessible, original contribution of Shannon (1948).

#### 4.1 The real-valued Gaussian channel

Consider a firm choosing a price  $p \in R$  to maximize a quadratic profit function of the form

$$\max_p -E \left[ (p - \zeta' Z)^2 | I \right], \quad (11)$$

where  $Z \sim N(0, V)$  is a vector of shocks driving the economy. The linear combination  $\zeta' Z$  indicates that the firm's profit maximizing price is a function of these shocks. The vector  $\zeta'$  may thereby depend on the parameters of the underlying economic model, the policy pursued by the central bank, and other factors that the agent takes as given.

Suppose the information set  $I$  is exogenous. The solution to the above problem is then

$$p^* = E[\zeta' Z | I],$$

and the expected loss equals

$$-Var(\zeta'Z|I). \quad (12)$$

Now instead, suppose that the firm can choose its information structure  $I$  but must receive information about  $\zeta'Z$  through an information channel with capacity  $K \in [0, \infty)$ .

The channel coding theorems (e.g. theorem 8.7.1 in Cover and Thomas (1991)) state that channel capacity  $K$  places a limit on the amount of entropy reduction that can be achieved by the channel.<sup>9</sup> Formally,

$$H(\zeta'Z) - H(\zeta'Z|s) < K, \quad (13)$$

where  $H(\zeta'Z)$  denotes the entropy of the random variable  $\zeta'Z$  prior to observing the channel output signal  $s$  and  $H(\zeta'Z|s)$  the entropy after observing the signal.

Intuitively, entropy is a measure of the uncertainty about a random variable. Stated in these terms, equation (13) provides a bound for the maximum uncertainty reduction that can be achieved by observing the channel output  $s$ . Since the entropy  $H(\zeta'Z)$  is determined by the distribution of  $\zeta'Z \sim N(0, \zeta'V\zeta)$  and, thus, taken as given, equation (13) simply implies that  $H(\zeta'Z|s)$  must lie above a certain threshold.

What is the optimal information structure that fulfills this entropy constraint? Equation (12) shows that the expected loss associated with any information structure is equal to  $Var(\xi'Z|s)$ . Thus, choosing the optimal information structure is identical to minimizing this conditional variance subject to the constraint that  $H(\zeta'Z|s)$  is above the threshold.

Shannon (1948) shows that Gaussian variables minimize the variance for a given entropy.<sup>10</sup> Thus, if possible, the observation noise should be Gaussian such that the posterior distribution  $\xi'Z|s$  is Gaussian and has the minimum variance property.

We will assume that the coding allows for such kind of Gaussian noise, i.e. there exists a way to map the realizations of  $\zeta'Z$  into a sequence of input signals from the channel's alphabet such that the observation noise generated by the incorrect transmission of signals is Gaussian and independent across the realization of the input signal.

When this is the case, optimal use of the channel implies that the channel output signal  $s$  has a simple representation of the form

$$s = \zeta'Z + \eta, \quad (14)$$

---

<sup>9</sup>The entropy  $H(X)$  of a continuous random variable  $X$  is defined as  $H(X) = -\int \ln(x)p(x)dx$  where  $p(x)$  is the probability density function of  $X$  and where the convention is to take  $\ln(x)p(x) = 0$  when  $p(x) = 0$ .

<sup>10</sup>Shannon solves the dual problem of maximizing entropy for a given variance.

where  $\eta \sim N(0, \sigma_\eta^2)$  is the Gaussian observation noise and  $\sigma_\eta^2$  is the infimum variance satisfying the channel capacity constraint

$$\ln \text{Var}(\zeta'Z) - \ln \text{Var}(\zeta'Z|s) < 2K. \quad (15)$$

Constraint (15) follows from equation (13) and the fact that the entropy of a Gaussian random variable is equal to one half its log variance plus some constant.

From the updating formula for normal random variables<sup>11</sup> and the capacity constraint (15) it follows that the observation noise has (infimum) variance

$$\sigma_\eta^2 = \frac{1}{e^{2K} - 1} \text{Var}(\zeta'Z).$$

Firms' expectations after observing the signal are then given by

$$E[\zeta'Z|s] = k \cdot s, \quad (16)$$

where the Kalman gain  $k$  is

$$k = \frac{\text{Var}(\zeta'Z)}{\text{Var}(\zeta'Z) + \sigma_\eta^2} = (1 - e^{-2K}). \quad (17)$$

Note that the Kalman gain in equation (17) is independent of the variance of  $\zeta'Z$  and, thus, independent of policy ( $\zeta$ ). This feature will be crucial later on since it helps preserve the linear quadratic nature of the policy maker's optimization problem. It would be absent, however, if the variance of the observation noise was taken as the primitive parametrizing information frictions, as is commonly done in the literature.

The gain  $k \in [0, 1]$  in equation (17) will be used in the remaining part of the paper as an index of how well agents observe their environment. When  $k = 0$  firms receive no information since  $\sigma_\eta^2 = \infty$ . Conversely, if  $k = 1$  firms observe perfectly since  $\sigma_\eta^2 = 0$ . At intermediate value of  $k$  the variance of the observation noise is positive but finite and decreasing in  $k$ .

## 5 Rational expectations equilibrium with imperfect common knowledge

In this section we endow each firm with an information channel of given capacity and solve for a rational expectations equilibrium (REE) in which firms choose optimal information structures and profit maximizing prices. As it turns out, the rational expectations equilibrium is unique.

<sup>11</sup>  $\text{Var}(\zeta'Z|s) = \text{Var}(\zeta'Z) - \text{Var}(\zeta'Z)^2 / (\text{Var}(\zeta'Z) + \sigma_\eta^2)$

Solving for the rational expectations equilibrium is not a trivial task. Since the observation noise generated by the information channels is idiosyncratic, firms do not know what other firms have observed and must formulate beliefs about other agents' beliefs, which leads to a system of higher order beliefs. Firms can rationally formulate higher order beliefs because the stochastic properties of the observation noise are assumed to be common knowledge.

The remainder of this section is structured as follows. Section 5.1 determines how profit-maximizing prices depend on firms' higher-order beliefs. Section 5.2 then determines the rational expectations equilibrium with imperfect common knowledge where firms gather information optimally.

## 5.1 Price setting with imperfect common knowledge

We first have to introduce some notation to be able to refer to firms' expectations of various order.

Let  $x_{t|t}^{(n)}(i)$  denote firm  $i$ 's  $n$ -th order expectation of  $x_t$ , where the 'zero-th order expectations' are given by the variable itself, i.e.

$$x_{t|t}^{(0)}(i) = x_t.$$

Expectations of order  $n + 1$  are then obtained by averaging the  $n$ -th order expectations over  $i$  and applying the expectations operator, i.e.

$$x_{t|t}^{(n+1)}(i) = E\left[\int x_{t|t}^{(n)}(i) di | I_t^i\right].$$

Therefore,  $x_{t|t}^{(1)}(i)$  denotes the familiar (first order) expectation  $E[x_t | I_t^i]$ ; the second order expectations  $x_{t|t}^{(2)}(i)$  denote  $i$ 's expectations of the average (first order) expectations; the third order expectations  $x_{t|t}^{(3)}(i)$  denote  $i$ 's expectations of the average second order expectations, etc.

With this notation the price setting equation (2) can be expressed as

$$p_{t|t}^{(0)}(i) = (1 - \xi)p_{t|t}^{(1)}(i) + \xi q_{t|t}^{(1)}(i) + \varepsilon_t^i. \quad (18)$$

Iterating on equation (18) by taking repeatedly the average over  $i$  and the conditional expectations  $E[\cdot | I_t^i]$ , one obtains

$$p_t(i) = E\left[\sum_{n=0}^{\infty} (1 - \xi)^n \left(\xi q_{t|t}^{(n)} + (1 - \xi)\varepsilon_{t|t}^{(n)}\right) | I_t^i\right] + \varepsilon_t^i, \quad (19)$$

where  $x_{t|t}^{(n)} = \int x_{t|t}^{(n)}(i) di$  denotes the average expectations of order  $n$ .

Equation (19) expresses firm  $i$ 's profit maximizing price as a function of first and higher order expectations of

$$\xi q_t + (1 - \xi)\varepsilon_t.$$

## 5.2 REE and optimal information structure

This section determines agents' optimal information structure and characterizes the rational expectations equilibrium.

Equation (19) and the discussion in section 4 imply that agents wish to observe the term

$$\sum_{n=0}^{\infty} (1 - \xi)^n \left( \xi q_{t|t}^{(n)} + (1 - \xi) \varepsilon_{t|t}^{(n)} \right) \quad (20)$$

as precisely as possible through their information channels.

Equation (20) shows that firms' seek to observe a combination of the fundamental shocks and of agents' higher-order expectations about these shocks. The latter implies that to construct a rational expectations equilibrium one has to determine a fixed point in the space of beliefs where for given expectations the signals obtained about these expectations exactly generate them.

A much simpler way to proceed, however, is to let agents observe only the fundamentals

$$\xi q_t + (1 - \xi) \varepsilon_t. \quad (21)$$

They can then construct the higher order beliefs in (20) using their (noisy) observation of these fundamentals. As shown in the appendix, this leads to the same equilibrium outcome, but equilibrium is much simpler to derive and easier to interpret.

We proceed by assuming that firms' observation equation is given by

$$s_t^i = (\xi q_t + (1 - \xi) \varepsilon_t) + \eta_t^i, \quad (22)$$

where  $\eta_t^i$  is an idiosyncratic observation error that we take to be normally distributed for the reasons discussed in section 4.

Note that nominal demand  $q_t$  in equation (22) will depend on the control error  $\delta_t$  and, provided policy reacts to mark-up shocks, on  $\varepsilon_t$  and possible central bank observation errors about  $\varepsilon_t$ . The weights given to the shocks  $\varepsilon_t$  and  $\delta_t$  in equation (22), thus, depend on the policy pursued by the central bank, which shows that the information structure is truly endogenous to the model.

From equation (16) it follows that

$$E[\xi q_t + (1 - \xi) \varepsilon_t | s_t^i] = k s_t^i, \quad (23)$$

where  $k = 1 - e^{2K}$ , see equation (17).

Integrating equation (23) over  $i$ , using equation (22) to substitute  $s_t^i$ , and taking the expectations  $E[\cdot|I_t^i]$  delivers

$$E[\xi q_{t|t}^{(1)} + (1 - \xi)\varepsilon_{t|t}^{(1)}|I_t^i] = k^2 s_t^i,$$

while applying the same operations  $n$  times delivers

$$E[\xi q_{t|t}^{(n)} + (1 - \xi)\varepsilon_{t|t}^{(n)}|I_t^i] = k^{n+1} s_t^i. \quad (24)$$

The previous equation reveals that agents' higher order expectations (rationally) react less strongly to the signal  $s_t^i$  than expectations of lower order. This is the case because firms are increasingly uncertain about the expectations of higher order. This feature will become important later on.

Using expression (24) to substitute the expectations in equation (19) and averaging over  $i$  delivers the equilibrium price level:

$$p_t = \frac{k}{1 - (1 - \xi)k} (\xi q_t + (1 - \xi)\varepsilon_t) + \varepsilon_t. \quad (25)$$

Since the equilibrium price level is unique, there is a unique rational expectations equilibrium. Finally, note that for  $k = 1$  and  $k = 0$  this equation reduces to the common knowledge benchmarks (6) and (9), respectively.

## 6 Optimal stabilization policy

We now consider optimal nominal demand policy in the presence of imperfect common knowledge.

Section 6.1 determines how optimal policy depends on firms' ability to observe, as indexed by the Kalman gain  $k \in [0, 1]$ , and on the complementarity parameter  $\xi$ . Section 6.2 then considers the effects of uncertainty about the private sector's channel capacity and section 6.3 extends the analysis to the case where mark-up shocks display persistence. Finally, section 6.4 discusses optimal policy for the case where firms' prices are strategic substitutes.

### 6.1 The baseline case

Since there are no intertemporal links, the policy maker's stabilization problem consists of a sequence of static maximization problems of the form:<sup>12</sup>

$$\max_{q_t^*} E[-p_t^2 - y_t^2 | I_t^{CB}] \quad (26a)$$

*s.t.*

$$p_t = \frac{k}{1 - (1 - \xi)k} (\xi(q_t^* + \delta_t) + (1 - \xi)\varepsilon_t) + \varepsilon_t \quad (26b)$$

$$y_t = q_t^* + \delta_t - p_t. \quad (26c)$$

---

<sup>12</sup>Equations (26b) and (26c) follow from equation (25) and the definitions of  $q_t$  and  $q_t^*$ .

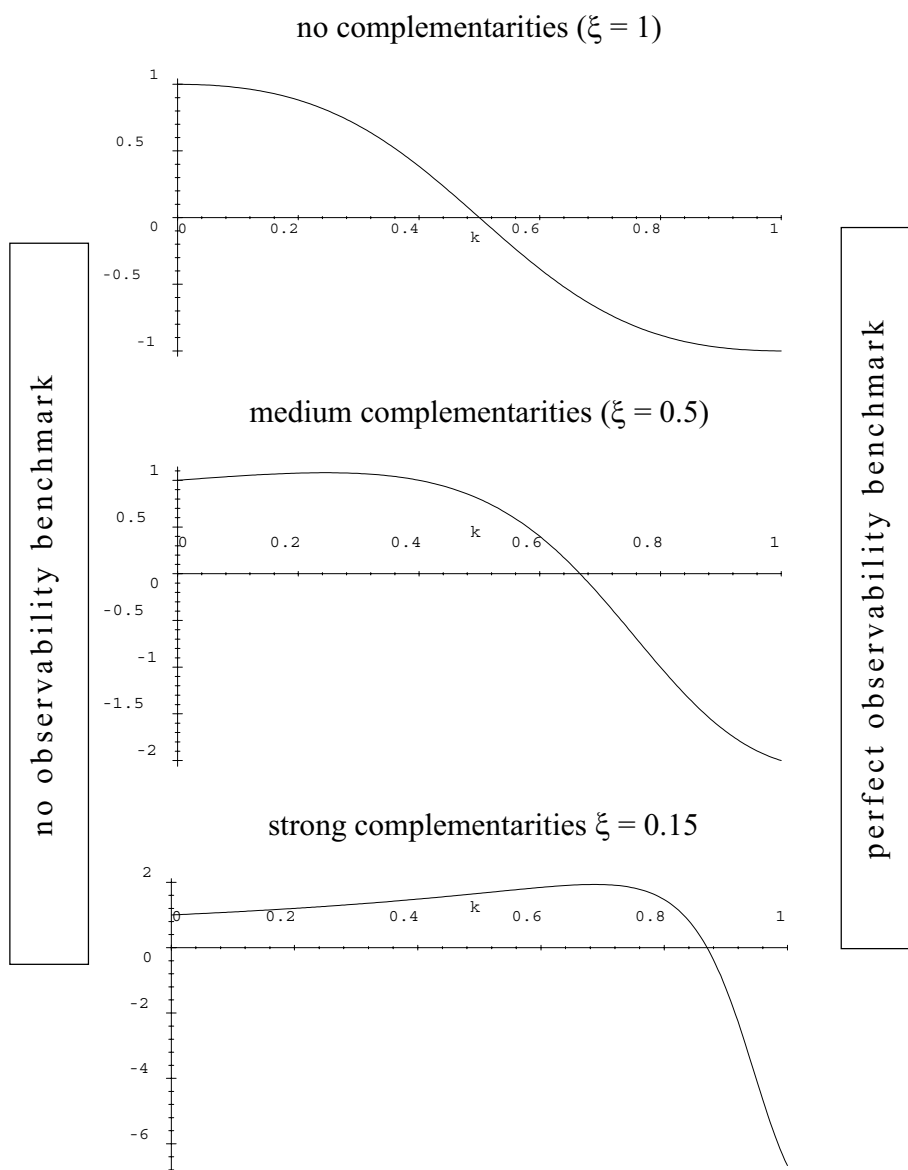


Figure 2: Optimal policy reaction coefficient

The policy maker's problem is linear-quadratic despite the presence of information noise in the private sector. This is the case because the Kalman gains  $k$  in equation (26b) are independent of policy. If the variance of observation noise was specified exogenously this property would be lost and closed form solutions would be unavailable, even for the relative simple policy problem at hand.

The solution to (26) is readily calculated to be

$$q_t^* = a(k, \xi) \cdot E[\varepsilon_t | I_t^{CB}], \quad (27)$$

where the reaction coefficient

$$a(k, \xi) = -\frac{\xi k - (1 - k)}{(\xi k)^2 + (1 - k)^2} \quad (28)$$

depends in a non-trivial way on firms' ability to observe ( $k$ ) and on the complementarity parameter ( $\xi$ ).

A less surprising, but nevertheless important, feature of optimal policy is that it displays certainty equivalence with respect to central bank information imperfections about the fundamental  $\varepsilon_t$ . This follows directly from the linear quadratic setup, and implies that central bank observation errors do not alter the policy conclusions derived below.

Note also that when making the transition from the common knowledge benchmarks to an imperfect common knowledge environment policy is continuous since the reaction coefficient converges to the benchmark values for  $k \rightarrow 0$  and  $k \rightarrow 1$ .

A more surprising feature of optimal policy is that it tends to nominally accommodate mark-up shocks ( $a > 0$ ) in the presence of strategic complementarities. In particular, policy is accommodative whenever:

$$k < \frac{1}{1 + \xi}.$$

Strong strategic complementarities (small values of  $\xi$ ) cause policy to nominally accommodate mark-up shocks for a large range of  $k$  values. This is illustrated in figure 2 which depicts the reaction coefficient for intermediate values of  $k$  and various degrees of strategic complementarity. Woodford (2001b) suggests that  $\xi = 0.15$  is a plausible parameter value for the U.S. economy. In this case policy is accommodative as long as  $k < 0.869$ .

Figure 2 also illustrates that the optimal reaction coefficient may increase with  $k$ , provided  $\xi < 1$ . Thus, it may be optimal to accommodate mark-up shocks more strongly in economies where firms receive more information about shocks.



Intuition for these findings can be obtained by considering the optimal reaction coefficients for the case that the policy maker pursues only one objective at the time, namely either the stabilization of the output gap or the stabilization of the price level.

Consider the case of pure output stabilization. The optimal reaction coefficient is then given by

$$a_y = \frac{1}{1 - k},$$

which implies that nominal accommodation should increase with  $k$ . Clearly, higher values of  $k$  imply that firms receive more information about nominal demand variations. Therefore, a larger share of these variations gets translated into price movements. Policy can counteract this effect and close the output gap by increasingly accommodating shocks.<sup>13</sup>

Next, consider the case of pure price level stabilization. The optimal reaction coefficient is then given by

$$a_p = -\frac{1}{k\xi} < 0.$$

The optimal coefficient is now negative and depends on  $k$  and  $\xi$ . In particular, smaller values of  $\xi$  and  $k$  require a more negative reaction coefficient, which can be explained as follows.

At low values of  $k$  firms' do not observe nominal demand variations very well and, thus, react weakly to policy. As a result, a more negative reaction coefficient is required to undo any given mark-up shock to prices.

At small values of  $\xi$  higher-order beliefs are relatively important for firms' price setting decision, see equation (19). Since higher order beliefs react less strongly to the signals received by agents, see equation (24), a strong policy reaction is required to achieve any given change in the price level.

The optimal reaction coefficient for the policy maker pursuing output *and* price level stability will be a convex combination between the positive coefficient required for output stabilization and the negative coefficient required for price level stabilization.

As  $k$  increases the weight on the price level coefficient must increase because the trade-off between the two policy objectives becomes more favorable to the price level objective: at larger values of  $k$  output stabilization leads to increased price level variability, which works against output stabilization; at the same time price level stabilization leads to lower output variability, which works in favor of price level stabilization.

---

<sup>13</sup>Policy successfully stabilizes output at the target as long as  $k < 1$ . Deviations from target occur only in response to control errors.

If, as  $k$  increases, this trade-off becomes more favorable to price level stabilization fast enough, then the optimal policy reaction coefficient will decrease with  $k$ .<sup>14</sup> The speed at which the trade-off is shifted, however, depends crucially on the parameter  $\xi$ . For low values of  $\xi$  price level stabilization remains unattractive even at intermediate values of  $k$  since price level stabilization requires strong output movements due to the sluggishness of higher order beliefs.<sup>15</sup> As a result, the increase of  $a_y$  in  $k$  carries over to the case where the policy maker pursues output and price level stability. This explains why policy tends to be accommodative and why nominal accommodation may have to increase with  $k$  in the presence of strategic complementarities.

## 6.2 Uncertainty about the degree of information frictions

This section analyzes optimal policy when the policy maker is uncertain about the capacity constraint faced by the private sector. Such uncertainty is likely to be important in real-world policy situations.

Let  $\mu(\cdot)$  denote the policy maker's beliefs about the value of  $k \in [0, 1]$ . Then, in analogy to equation (27), the optimal reaction coefficient is given by

$$a(\mu(\cdot), \xi) = -\frac{\xi E[k] - (1 - E[k])}{\xi^2 E[k^2] + 1 - 2E[k] + E[k^2]}, \quad (29)$$

where the expectations are computed using beliefs  $\mu(\cdot)$ .

Equations (28) and (29) show that for a given mean belief  $E[k]$  the reaction coefficient has the same sign independently of the degree of uncertainty about  $k$ . Thus, mean-preserving spreads in beliefs do not alter the sign of the optimal reaction coefficient.

Equations (28) and (29) also show that certainty equivalence fails to hold. Since

$$E[k^2] \geq E^2[k], \quad (30)$$

a mean-preserving increase in the spread of beliefs causes the optimal reaction coefficient to decrease in absolute value. Uncertainty about  $k$ , thus, leads to a less strong optimal policy reaction.

<sup>14</sup>This holds independently from the fact that  $a_p$  is increasing in  $k$  and is a consequence of the different signs of  $a_p$  and  $a_y$ .

<sup>15</sup>In the extreme case where  $\xi \rightarrow 0$  the optimal reaction coefficient for an output *and* price target is given by

$$\lim_{\xi \rightarrow 0} a(k, \xi) = \frac{1}{1 - k}$$

which is the coefficient for a pure output target. Thus, for  $\xi \rightarrow 0$  the weight on the output coefficient never decreases with  $k$ .

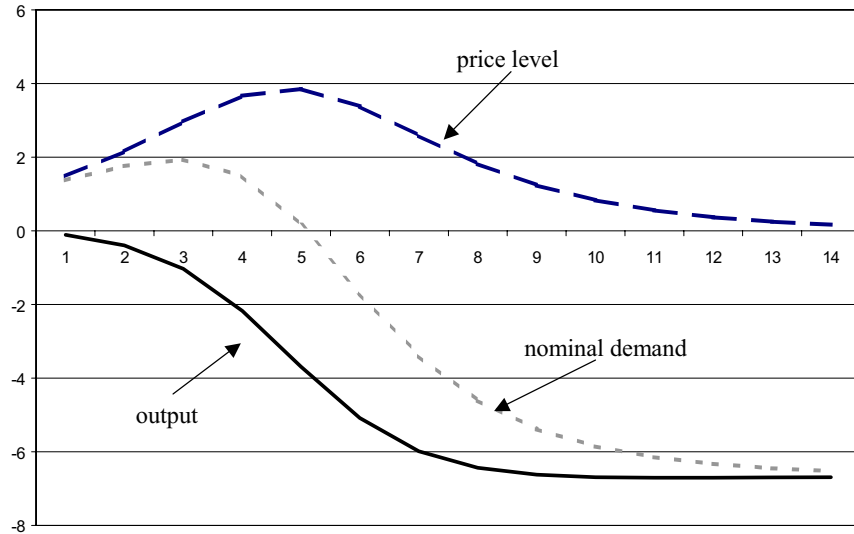


Figure 3: Impulse responses under optimal policy ( $\xi = 0.15$ ,  $K = 0.2$ )

Using equations (29) and (30) one can compute a lower bound (in absolute terms) for the optimal reaction coefficient that is consistent with any given mean belief  $E[k]$ . This bound is given by

$$b = \frac{1 - E[k] - E[k]\xi}{1 - E[k] + E[k]\xi^2}. \quad (31)$$

The optimal reaction coefficient is equal to  $b$  if the dispersion of beliefs is maximal but is larger (in absolute terms) otherwise.<sup>16</sup>

Interestingly, if strategic complementarities are pervasive, i.e. if  $\xi$  is small, then  $b \approx 1$  for almost all values of  $E[k]$ .<sup>17</sup> High amounts of uncertainty about  $k$  coupled with strong strategic complementarities, thus, require the policy maker to accommodate mark-up shocks one-for-one with a nominal demand increase. Optimal policy is then identical to the case where shocks are completely unobservable, i.e. where  $k = 0$  with probability one.

### 6.3 Persistent mark-up shocks

The policy derived in the previous sections can be interpreted as optimal short-run policy since mark-up shocks have been assumed to be white noise. This

<sup>16</sup>For given mean beliefs  $E[k]$  maximal dispersion is achieved by assigning probability  $E[k]$  to  $k = 1$  and probability  $1 - E[k]$  to  $k = 0$ .

<sup>17</sup>This fails to hold when  $E[k]$  is sufficiently close to one.

section asks how policy has to react in the medium to long-run when mark-up shocks are persistent.

Suppose that mark-up shocks arrive according to a Poisson process with probability  $\alpha \in (0, 1)$  where the value of new shocks is independent of previous shocks, i.e.

$$\varepsilon_t = \begin{cases} \varepsilon_{t-1} & \text{with probability } \alpha \\ \text{iid } N(0, \sigma_\varepsilon^2) & \text{with probability } 1 - \alpha \end{cases}$$

Furthermore, suppose that the arrival of new shocks is common knowledge. This implies that firms are uncertain only about the realization of the shock and about other firms' expectations of the shock, but not about whether a new shock has arrived and whether other firms have noticed the arrival.

Finally, we assume the control error  $\delta_t$  to be equal to zero and the central bank to observe mark-up shocks perfectly. The presence of control errors or central bank observation errors would (unnecessarily) complicate the analysis.<sup>18</sup>

Suppose a new shock hits the economy in period  $t = 1$ . Since current policy choices do not constrain future choices, optimal policy in period  $t = 1$  is the same as with white noise shocks. Equation (27) then implies that the optimal reaction coefficient is given by

$$a_1 = a(k, \xi) = a(1 - e^{-2K}, \xi).$$

In periods  $t \geq 2$  firms possess prior information about the shock from the signals they observed in earlier periods. Since receiving  $t$  times a signal via an information channel with capacity  $K$  is identical to receiving a single signal from a channel with capacity  $t \cdot K$ , the optimal reaction coefficient for period  $t$  is given by:<sup>19</sup>

$$a_t = a(1 - e^{-2tK}, \xi).$$

Figure 3 displays optimal nominal demand policy and the resulting behavior of output and prices for a persistent mark-up shock of one unit.<sup>20</sup> Optimal policy generates a hump-shaped price response and a gradually declining output level.

Policy initially accommodates the mark-up shock to stabilize output. In the subsequent periods accommodation becomes even stronger for the reasons

<sup>18</sup>The presence of iid control errors, for example, would cause agents to shift attention (i.e. the weights in the observation equation) from the mark-up shock in early periods to the control errors in later periods.

<sup>19</sup>This follows from the fact that the capacity constraint is linear in the entropies and capacity parameter.

<sup>20</sup>The figure assumes that  $\xi = 0.15$  and  $K = 0.2$ . Output and prices for period  $t$  can be calculated from equations (26b) and (26c) by setting  $q_t^* = a_t$ ,  $k = 1 - e^{-2tK}$ , and  $\delta_t = 0$ .

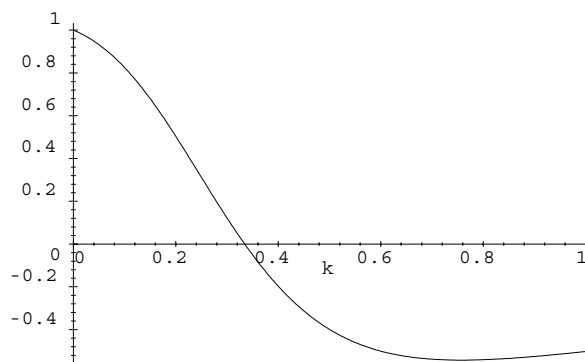


Figure 4: Optimal reaction coefficient with strategic substitutability ( $\xi = 2$ )

discussed in section 6.1.<sup>21</sup> Over time, however, firms become less uncertain about the value of the shock and about how other firms perceive it. Nominal demand variations are then increasingly ineffective in stabilizing output and the policy maker starts to stabilize the price level by reducing nominal demand.

## 6.4 Strategic substitutes

This section briefly discusses the case where prices are strategic substitutes ( $\xi > 1$ ). Interestingly, rational expectations equilibria with common knowledge may then not be robust to the introduction of (arbitrarily) small amounts of imperfect common knowledge.

If strategic substitutabilities are sufficiently strong ( $\xi > 2$ ) then rational expectations equilibria cease to exist for all  $k < 1$  sufficiently close to one. This is the case because the sum of higher order expectations in the price setting equation (19) does then not converge, see equation (24). It implies that the perfect information benchmark is not robust to arbitrarily small amounts of imperfect common knowledge.<sup>22</sup>

The no-observation benchmark, however, is robust to small amounts of imperfect common knowledge. If information frictions are sufficiently severe, i.e. if  $k < \frac{1}{\xi-1}$ , rational expectations equilibria start again to exist since strong information frictions cause higher order expectations to react more sluggishly.

Provided  $\xi \leq 2$ , a rational expectations equilibrium exists independently of the value of  $k$ . Figure 4 displays the optimal reaction coefficient as a function

<sup>21</sup>If the value of  $K$  is large enough, nominal accommodation may not increase initially, see figure 2.

<sup>22</sup>See Kajii and Morris (1997) for a game-theoretic example where the unique equilibrium is not robust to imperfect common knowledge.

of  $k$  when  $\xi = 2$ . Unlike with strategic substitutability, the reaction coefficients now tend to be negative, which is due to firms reacting with a negative coefficient to mark-up shocks, see equation (19).

## 7 Conclusions

This paper shows that optimal policy that seeks to stabilize the quadratic deviations of output and prices from their target values may, at first sight, prescribe rather non-intuitive measures when the underlying economy is characterized by strategic complementarities and imperfect common knowledge about shocks.

In the short-run, optimal policy nominally accommodates aggregate mark-up shocks for a wide range of private sector information frictions. Accommodation may even have to increase in the medium term before decreasing in the long-run as information about shocks becomes (almost) common knowledge. These results are shown to be robust to the policy maker being uncertain about the value of mark-up shocks and about the information frictions in the private sector.

The conclusions differ, however, when firms' prices are strategic substitutes. If rational expectations equilibria exist, optimal policy then tends to react with nominal demand contractions to mark-up shocks.

## A Appendix

The text assumes that agents receive a signal about (21). Below we show that the rational expectations equilibrium (REE) derived under this assumption is unaffected when allowing agents to receive a signal about (20) instead.

Let  $f_t$  denote the infinite sum in equation (20). Equation (24) implies that in the rational expectations equilibrium where agents observe (21):

$$f_t = \sum_{n=0}^{\infty} ((1-\xi)k)^n (\xi q_t + (1-\xi)\varepsilon_t) \quad (32)$$

and

$$\begin{aligned} E[f_t | s_t^i] &= k \sum_{n=0}^{\infty} ((1-\xi)k)^n (\xi q_t + (1-\xi)\varepsilon_t + \eta_t^i) \\ &= k \sum_{n=0}^{\infty} ((1-\xi)k)^n (\xi q_t + (1-\xi)\varepsilon_t) + \frac{k}{1-(1-\xi)k} \eta_t^i. \end{aligned} \quad (33)$$

Now instead suppose that agents observe

$$\tilde{s}_t^i = f_t + \tilde{\eta}_t^i.$$

Expectations are then given by

$$\begin{aligned}
 E[f_t|\tilde{s}_t^i] &= k\tilde{s}_t^i \\
 &= kf_t + k\tilde{\eta}_t^i \\
 &= k \sum_{n=0}^{\infty} ((1-\xi)k)^n (\xi q_t + (1-\xi)\varepsilon_t) + k\tilde{\eta}_t^i.
 \end{aligned} \tag{34}$$

where the last line uses the fact that in the REE (32) holds. The expectations in (34) are identical to ones in (33) if

$$\tilde{\eta}_t^i = \frac{1}{1 - (1-\xi)k} \eta_t^i,$$

The previous equation follows from the fact that the agent faces the same channel capacity constraint, independently of which object is observed. Equation (19) together with  $E[f_t|\tilde{s}_t^i] = E[f_t|s_t^i]$  then implies that agents set the same profit maximizing price, independently of whether they observe (20) or (21).

## References

- Amato, Jeffrey and Hyun Song Shin**, “Public and Private Information in Monetary Policy Models,” *London School of Economics mimeo*, 2003.
- Ball, Laurence, Gregory Mankiw, and Ricardo Reis**, “Monetary Policy for Inattentive Economies,” 2002. Harvard University mimeo.
- Binder, Michael and Hashem Pesaran**, “Decision Making in the Presence of Heterogeneous Information and Social Interactions,” *Journal of Economic Dynamics and Control*, 1998, 39, 1027–1052.
- Cover, Thomas M. and Joy A. Thomas**, *Elements of Information Theory*, New York: John Wiley and Sons, 1991.
- Hayek, Friedrich A.**, “The Use of Knowledge in Society,” *American Economic Review*, 1945, 35 (4), 519–530.
- Kajii, Atsushi and Stephen Morris**, “The Robustness of Equilibria to Incomplete Information,” *Econometrica*, 1997, 65, 1283–1309.
- Keynes, John M.**, *The General Theory of Employment, Interest, and Money*, New York: Hartcourt Brace and World, 1936.
- Lucas, Robert E.**, “Expectations and the Neutrality of Money,” *Journal of Economic Theory*, 1972, 4, 103–124.
- Morris, Stephen and Hyun Song Shin**, “Global Games: Theory and Applications,” *Conference Volume of the Eighth World Congress of the Econometric Society, Seattle, (forthcoming)*, 2000.

- and —, “Social Value of Public Information,” *American Economic Review* (forthcoming), 2003.
- Phelps, Edmund S.**, “The Trouble with "Rational Expectations" and the Problem of Inflation Stabilization,” in R. Frydman and E. Phelps, eds., *Individual Forecasting and Aggregate Outcomes*, Cambridge: Cambridge University Press, 1983, pp. 31–41.
- Sargent, Thomas J.**, “Equilibrium with Signal Extraction from Endogenous Variables,” *Journal of Economic Dynamics and Control*, 1991, 15, 245–273.
- Shannon, C. E.**, “A Mathematical Theory of Communication,” *The Bell System Technical Journal*, 1948, 27, 623–656.
- Sims, Christopher**, “Implications of Rational Inattention,” 2001. Princeton University Mimeo.
- Svensson, Lars and Michael Woodford**, “Indicator Variables for Optimal Policy under Asymmetric Information,” 2002. Princeton University.
- and —, “Indicator Variables for Optimal Policy,” 2002. Princeton University.
- Townsend, Robert M.**, “Equilibrium Theory with Learning and Disparate Information,” in R. Frydman and E. Phelps, eds., *Individual Forecasting and Aggregate Outcomes*, Cambridge: Cambridge University Press, 1983, pp. 169–202.
- , “Forecasting the Forecasts of Others,” *Journal of Political Economy*, 1983, 91, 546–588.
- Woodford, Michael**, “Inflation Stabilization and Welfare,” *NBER Working Paper No. 8071*, 2001.
- , “Optimizing Models with Nominal Rigidities,” *Princeton University Mimeo*, 2001.
- , “Imperfect Common Knowledge and the Effects of Monetary Policy,” in P. Aghion, R. Frydman, J. Stiglitz, and M. Woodford, eds., *Knowledge, Information, and Expectations in Modern Macroeconomics: In Honour of Edmund S. Phelps*, Princeton: Princeton University Press, 2002.



## European Central Bank working paper series

For a complete list of Working Papers published by the ECB, please visit the ECB's website (<http://www.ecb.int>).

- I 13 "Financial frictions and the monetary transmission mechanism: theory, evidence and policy implications" by C. Bean, J. Larsen and K. Nikolov, January 2002.
- I 14 "Monetary transmission in the euro area: where do we stand?" by I. Angeloni, A. Kashyap, B. Mojon, D. Terlizzese, January 2002.
- I 15 "Monetary policy rules, macroeconomic stability and inflation: a view from the trenches" by A. Orphanides, December 2001.
- I 16 "Rent indices for housing in West Germany 1985 to 1998" by J. Hoffmann and C. Kurz., January 2002.
- I 17 "Hedonic house prices without characteristics: the case of new multiunit housing" by O. Bover and P. Velilla, January 2002.
- I 18 "Durable goods, price indexes and quality change: an application to automobile prices in Italy, 1988-1998" by G. M. Tomat, January 2002.
- I 19 "Monetary policy and the stock market in the euro area" by N. Cassola and C. Morana, January 2002.
- I 20 "Learning stability in economics with heterogenous agents" by S. Honkapohja and K. Mitra, January 2002.
- I 21 "Natural rate doubts" by A. Beyer and R. E. A. Farmer, February 2002.
- I 22 "New technologies and productivity growth in the euro area" by F. Visselaar and R. Albers, February 2002.
- I 23 "Analysing and combining multiple credit assessments of financial institutions" by E. Tabakis and A. Vinci, February 2002.
- I 24 "Monetary policy, expectations and commitment" by G. W. Evans and S. Honkapohja, February 2002.
- I 25 "Duration, volume and volatility impact of trades" by S. Manganelli, February 2002.
- I 26 "Optimal contracts in a dynamic costly state verification model" by C. Monnet and E. Quintin, February 2002.
- I 27 "Performance of monetary policy with internal central bank forecasting" by S. Honkapohja and K. Mitra, February 2002.
- I 28 "Openness, imperfect exchange rate pass-through and monetary policy" by F. Smets and R. Wouters, February 2002.

- I29 “Non-standard central bank loss functions, skewed risks, and certainty equivalence” by A. al-Nowaihi and L. Stracca, March 2002.
- I30 “Harmonized indexes of consumer prices: their conceptual foundations” by E. Diewert, March 2002.
- I31 “Measurement bias in the HICP: what do we know, and what do we need to know?” by M. A. Wynne and D. Rodríguez-Palenzuela, March 2002.
- I32 “Inflation dynamics and dual inflation in accession countries: a “new Keynesian” perspective” by O. Arratibel, D. Rodríguez-Palenzuela and C. Thimann, March 2002.
- I33 “Can confidence indicators be useful to predict short term real GDP growth?” by A. Mourougane and M. Roma, March 2002.
- I34 “The cost of private transportation in the Netherlands, 1992-1999” by B. Bode and J. Van Dalen, March 2002.
- I35 “The optimal mix of taxes on money, consumption and income” by F. De Fiore and P. Teles, April 2002.
- I36 “Retail bank interest rate pass-through: the new evidence at the euro area level” by G. de Bondt, April 2002.
- I37 “Equilibrium bidding in the eurosystem’s open market operations” by U. Bindseil, April 2002.
- I38 “New” views on the optimum currency area theory: what is EMU telling us?” by F. P. Mongelli, April 2002.
- I39 “On currency crises and contagion” by M. Fratzscher, April 2002.
- I40 “Price setting and the steady-state effects of inflation” by M. Casares, May 2002.
- I41 “Asset prices and fiscal balances” by F. Eschenbach and L. Schuknecht, May 2002.
- I42 “Modelling the daily banknotes in circulation in the context of the liquidity management of the European Central Bank”, by A. Cabrero, G. Camba-Mendez, A. Hirsch and F. Nieto, May 2002.
- I43 “A non-parametric method for valuing new goods”, by I. Crawford, May 2002.
- I44 “A failure in the measurement of inflation: results from a hedonic and matched experiment using scanner data”, by M. Silver and S. Heravi, May 2002.
- I45 “Towards a new early warning system of financial crises”, by M. Fratzscher and M. Bussiere, May 2002.
- I46 “Competition and stability – what’s special about banking?”, by E. Carletti and P. Hartmann, May 2002.

- 147 “Time-to-build approach in a sticky price, stricky wage optimizing monetary model, by M. Casares, May 2002.
- 148 “The functional form of yield curves” by V. Brousseau, May 2002.
- 149 “The Spanish block of the ESCB-multi-country model” by A. Estrada and A. Willman, May 2002.
- 150 “Equity and bond market signals as leading indicators of bank fragility” by R. Gropp, J. Vesala and G. Vulpes, June 2002.
- 151 “G7 inflation forecasts” by F. Canova, June 2002.
- 152 “Short-term monitoring of fiscal policy discipline” by G. Camba-Mendez and A. Lamo, June 2002.
- 153 “Euro area production function and potential output: a supply side system approach” by A. Willman, June 2002.
- 154 “The euro bloc, the dollar bloc and the yen bloc: how much monetary policy independence can exchange rate flexibility buy in an interdependent world?” by M. Fratzscher, June 2002.
- 155 “Youth unemployment in the OECD: demographic shifts, labour market institutions, and macroeconomic shocks” by J. F. Jimeno and D. Rodriguez-Palenzuela, June 2002.
- 156 “Identifying endogenous fiscal policy rules for macroeconomic models” by J. J. Perez, and P. Hiebert, July 2002.
- 157 “Bidding and performance in repo auctions: evidence from ECB open market operations” by K. G. Nyborg, U. Bindseil and I. A. Strebulaev, July 2002.
- 158 “Quantifying Embodied Technological Change” by P. Sakellaris and D. J. Wilson, July 2002.
- 159 “Optimal public money” by C. Monnet, July 2002.
- 160 “Model uncertainty and the equilibrium value of the real effective euro exchange rate” by C. Detken, A. Dieppe, J. Henry, C. Marin and F. Smets, July 2002.
- 161 “The optimal allocation of risks under prospect theory” by L. Stracca, July 2002.
- 162 “Public debt asymmetries: the effect on taxes and spending in the European Union” by S. Krogstrup, August 2002.
- 163 “The rationality of consumers’ inflation expectations: survey-based evidence for the euro area” by M. Forsells and G. Kenny, August 2002.
- 164 “Euro area corporate debt securities market: first empirical evidence” by G. de Bondt, August 2002.

- I65 “The industry effects of monetary policy in the euro area” by G. Peersman and F. Smets, August 2002.
- I66 “Monetary and fiscal policy interactions in a micro-founded model of a monetary union” by R. M.W.J. Beetsma and H. Jensen, August 2002.
- I67 “Identifying the effects of monetary policy shocks on exchange rates using high frequency data” by J. Faust, J.H. Rogers, E. Swanson and J.H. Wright, August 2002.
- I68 “Estimating the effects of fiscal policy in OECD countries” by R. Perotti, August 2002.
- I69 “Modeling model uncertainty” by A. Onatski and N. Williams, August 2002.
- I70 “What measure of inflation should a central bank target?” by G. Mankiw and R. Reis, August 2002.
- I71 “An estimated stochastic dynamic general equilibrium model of the euro area” by F. Smets and R. Wouters, August 2002.
- I72 “Constructing quality-adjusted price indices: a comparison of hedonic and discrete choice models” by N. Jonker, September 2002.
- I73 “Openness and equilibrium determinacy under interest rate rules” by F. de Fiore and Z. Liu, September 2002.
- I74 “International monetary policy coordination and financial market integration” by A. Sutherland, September 2002.
- I75 “Monetary policy and the financial accelerator in a monetary union” by S. Gilchrist, J.O. Hairault and H. Kempf, September 2002.
- I76 “Macroeconomics of international price discrimination” by G. Corsetti and L. Dedola, September 2002.
- I77 “A theory of the currency denomination of international trade” by P. Bacchetta and E. van Wincoop, September 2002.
- I78 “Inflation persistence and optimal monetary policy in the euro area” by P. Benigno and J.D. López-Salido, September 2002.
- I79 “Optimal monetary policy with durable and non-durable goods” by C.J. Erceg and A.T. Levin, September 2002.
- I80 “Regional inflation in a currency union: fiscal policy vs. fundamentals” by M. Duarte and A.L. Wolman, September 2002.
- I81 “Inflation dynamics and international linkages: a model of the United States, the euro area and Japan” by G. Coenen and V. Wieland, September 2002.
- I82 “The information content of real-time output gap estimates, an application to the euro area” by G. Rünstler, September 2002.

- 183 “Monetary policy in a world with different financial systems” by E. Faia, October 2002.
- 184 “Efficient pricing of large value interbank payment systems” by C. Holthausen and J.-C. Rochet, October 2002.
- 185 “European integration: what lessons for other regions? The case of Latin America” by E. Dorrucchi, S. Firpo, M. Fratzscher and F. P. Mongelli, October 2002.
- 186 “Using money market rates to assess the alternatives of fixed vs. variable rate tenders: the lesson from 1989-1998 data for Germany” by M. Manna, October 2002.
- 187 “A fiscal theory of sovereign risk” by M. Uribe, October 2002.
- 188 “Should central banks really be flexible?” by H. P. Grüner, October 2002.
- 189 “Debt reduction and automatic stabilisation” by P. Hiebert, J. J. Pérez and M. Rostagno, October 2002.
- 190 “Monetary policy and the zero bound to interest rates: a review” by T. Yates, October 2002.
- 191 “The fiscal costs of financial instability revisited” by L. Schuknecht and F. Eschenbach, November 2002.
- 192 “Is the European Central Bank (and the United States Federal Reserve) predictable?” by G. Perez-Quiros and J. Sicilia, November 2002.
- 193 “Sustainability of public finances and automatic stabilisation under a rule of budgetary discipline” by J. Marín, November 2002.
- 194 “Sensitivity analysis of volatility: a new tool for risk management” by S. Manganelli, V. Ceci and W. Vecchiato, November 2002.
- 195 “In-sample or out-of-sample tests of predictability: which one should we use?” by A. Inoue and L. Kilian, November 2002.
- 196 “Bootstrapping autoregressions with conditional heteroskedasticity of unknown form” by S. Gonçalves and L. Kilian, November 2002.
- 197 “A model of the Eurosystem’s operational framework for monetary policy implementation” by C. Ewerhart, November 2002.
- 198 “Extracting risk neutral probability densities by fitting implied volatility smiles: some methodological points and an application to the 3M Euribor futures option prices” by A. B. Andersen and T. Wagener, December 2002.
- 199 “Time variation in the tail behaviour of bund futures returns” by T. Werner and C. Upper, December 2002.

- 200 “Interdependence between the euro area and the US: what role for EMU?” by M. Ehrmann and M. Fratzscher, December 2002.
- 201 “Euro area inflation persistence” by N. Batini, December 2002.
- 202 “Aggregate loans to the euro area private sector” by A. Calza, M. Manrique and J. Sousa, January 2003.
- 203 “Myopic loss aversion, disappointment aversion, and the equity premium puzzle” by D. Fielding and L. Stracca, January 2003.
- 204 “Asymmetric dynamics in the correlations of global equity and bond returns” by L. Cappiello, R.F. Engle and K. Sheppard, January 2003.
- 205 “Real exchange rate in an inter-temporal n-country-model with incomplete markets” by B. Mercereau, January 2003.
- 206 “Empirical estimates of reaction functions for the euro area” by D. Gerdesmeier and B. Roffia, January 2003.
- 207 “A comprehensive model on the euro overnight rate” by F. R. Würtz, January 2003.
- 208 “Do demographic changes affect risk premiums? Evidence from international data” by A. Ang and A. Maddaloni, January 2003.
- 209 “A framework for collateral risk control determination” by D. Cossin, Z. Huang, D. Aunon-Nerin and F. González, January 2003.
- 210 “Anticipated Ramsey reforms and the uniform taxation principle: the role of international financial markets” by S. Schmitt-Grohé and M. Uribe, January 2003.
- 211 “Self-control and savings” by P. Michel and J.P. Vidal, January 2003.
- 212 “Modelling the implied probability of stock market movements” by E. Glatzer and M. Scheicher, January 2003.
- 213 “Aggregation and euro area Phillips curves” by S. Fabiani and J. Morgan, February 2003.
- 214 “On the selection of forecasting models” by A. Inoue and L. Kilian, February 2003.
- 215 “Budget institutions and fiscal performance in Central and Eastern European countries” by H. Gleich, February 2003.
- 216 “The admission of accession countries to an enlarged monetary union: a tentative assessment” by M. Ca’ Zorzi and R. A. De Santis, February 2003.
- 217 “The role of product market regulations in the process of structural change” by J. Messina, March 2003.
- 218 “The zero-interest-rate bound and the role of the exchange rate for monetary policy in Japan” by G. Coenen and V. Wieland, March 2003.

- 219 “Extra-euro area manufacturing import prices and exchange rate pass-through” by B. Anderton, March 2003.
- 220 “The allocation of competencies in an international union: a positive analysis” by M. Ruta, April 2003.
- 221 “Estimating risk premia in money market rates” by A. Durré, S. Evjen and R. Pilegaard, April 2003.
- 222 “Inflation dynamics and subjective expectations in the United States” by K. Adam and M. Padula, April 2003.
- 223 “Optimal monetary policy with imperfect common knowledge” by K. Adam, April 2003.