

Matsuyama, Kiminori

## Article

# The good, the bad, and the ugly: An inquiry into the causes and nature of credit cycles

Theoretical Economics

## Provided in Cooperation with:

The Econometric Society

*Suggested Citation:* Matsuyama, Kiminori (2013) : The good, the bad, and the ugly: An inquiry into the causes and nature of credit cycles, Theoretical Economics, ISSN 1555-7561, The Econometric Society, New Haven, CT, Vol. 8, Iss. 3, pp. 623-651, <https://doi.org/10.3982/TE1131>

This Version is available at:

<https://hdl.handle.net/10419/150203>

### Standard-Nutzungsbedingungen:

Die Dokumente auf EconStor dürfen zu eigenen wissenschaftlichen Zwecken und zum Privatgebrauch gespeichert und kopiert werden.

Sie dürfen die Dokumente nicht für öffentliche oder kommerzielle Zwecke vervielfältigen, öffentlich ausstellen, öffentlich zugänglich machen, vertreiben oder anderweitig nutzen.

Sofern die Verfasser die Dokumente unter Open-Content-Lizenzen (insbesondere CC-Lizenzen) zur Verfügung gestellt haben sollten, gelten abweichend von diesen Nutzungsbedingungen die in der dort genannten Lizenz gewährten Nutzungsrechte.

### Terms of use:

*Documents in EconStor may be saved and copied for your personal and scholarly purposes.*

*You are not to copy documents for public or commercial purposes, to exhibit the documents publicly, to make them publicly available on the internet, or to distribute or otherwise use the documents in public.*

*If the documents have been made available under an Open Content Licence (especially Creative Commons Licences), you may exercise further usage rights as specified in the indicated licence.*



<https://creativecommons.org/licenses/by-nc/3.0/>

## The Good, the Bad, and the Ugly: An inquiry into the causes and nature of credit cycles

KIMINORI MATSUYAMA

Department of Economics, Northwestern University

This paper builds models of nonlinear dynamics in the aggregate investment and borrower net worth to study the causes and nature of endogenous credit cycles. The basic model has two types of projects: *the Good* and *the Bad*. The Good projects rely on the inputs supplied by others who could undertake investment in the future, thereby improving their net worth. The Bad projects are independently profitable so that they do not improve the net worth of other borrowers. Furthermore, they are subject to the borrowing constraint due to some agency problems. With a low net worth, the agents cannot finance the Bad, and much of the credit goes to finance the Good, even when the Bad projects are more profitable than the Good projects. This overinvestment to the Good creates a boom, leading to an improvement in borrower net worth. This makes it possible for the agents to finance the Bad. This shift in the composition of credit from the Good to the Bad at the peak of the boom causes a deterioration of borrower net worth. The whole process repeats itself. Endogenous fluctuations occur, as the Good breed the Bad and the Bad destroy the Good.

The model is then extended to add a third type of projects, *the Ugly*, which are unproductive but subject to no borrowing constraint. With a low net worth, the Good compete with the Ugly, which act as a drag on the Good, creating the *credit multiplier* effect. With a high net worth, the Good compete with the Bad, which destroy the Good, creating the *credit reversal* effect. By combining these two effects, this hybrid model generates *intermittency* phenomena, i.e., relatively long periods of small and persistent movements punctuated intermittently by seemingly random-looking behaviors. Along these cycles, the economy exhibits asymmetric fluctuations; it experiences a slow process of recovery from a recession, followed by a rapid expansion, and possibly after a period of high volatility, plunges into a recession.

**KEYWORDS.** Net worth, borrowing constraints, heterogeneous projects, demand spillovers, credit multiplier, credit reversal, financial instability, endogenous credit cycles, nonlinear dynamics, intermittency, asymmetric fluctuations.

**JEL CLASSIFICATION.** E32, E44.

---

Kiminori Matsuyama: [k-matsuyama@northwestern.edu](mailto:k-matsuyama@northwestern.edu)

The author thanks the editor and an anonymous referee for comments and suggestions. The earlier version of this paper was titled “Good and Bad Investments: An Inquiry into the Causes of Credit Cycles.”

Copyright © 2013 Kiminori Matsuyama. Licensed under the [Creative Commons Attribution-NonCommercial License 3.0](http://creativecommons.org/licenses/by-nc/3.0/). Available at <http://econtheory.org>.  
DOI: 10.3982/TE1131

## 1. INTRODUCTION

It is commonly argued that an economic expansion often comes to an end as a result of the changing nature of credit and investment at the peak of the boom. According to the popular argument, “success breeds crises.” After prolonged periods of expansion, more credit becomes extended to finance some “questionable” activities. Such an extension of credit causes volatility and destabilizes the economy.<sup>1</sup> Central bankers indeed seem concerned that financial frenzies that emerge after a period of economic expansion might lead to misallocation of credit, thereby pushing the economy into a recession, and they often attempt to take precautionary measures to cool down the boom and to achieve a soft landing of the economy.

This paper develops dynamic general equilibrium models of endogenous credit cycles that provide a theoretical support for the view that changing compositions of credit and of investment are responsible for creating instability and fluctuations. Furthermore, the equilibrium dynamics display some features reminiscent of the popular argument. Contrary to the popular argument, however, the agents are assumed to be fully rational and instability is not caused by “euphoria,” “manias,” or “irrational exuberance.” Indeed, fluctuations are not at all driven by the expectations of the agents, whether they are rational or not. In the models developed below, the equilibrium path is unique and the cycles are purely deterministic. Endogenous fluctuations occur when the unique steady state of the time-invariant, deterministic nonlinear dynamical system loses its stability. They are based on neither “sunspots” nor “bubbles” nor any form of indeterminacy or self-fulfilling expectations.<sup>2</sup>

Behind instability in our models is the heterogeneity of investment projects. Investment projects differ in many dimensions. They differ not only in profitability, but also in the severity of agency problems, which determine their borrowing constraints. In addition, they differ in the input requirements, which create different general equilibrium effects, different degrees of demand spillovers, or “backward linkages,” to use [Hirschman’s \(1958\)](#) terminology. As a result, not all the profitable investments contribute equally to the overall balance sheet condition of the economy.

For example, imagine that there are two types of profitable investment projects, which we call *the Good* and *the Bad*. The Good projects rely on the inputs supplied by others who could undertake investment in the future. By generating demand for these inputs, the Good projects improve the net worth of those who supply these inputs. The Bad are independently profitable so that they do not require the inputs supplied by others and hence fail to improve their net worth. In addition, the Bad projects are subject to borrowing constraints due to some agency problems. When the net worth is low, the agents are unable to finance the Bad projects and much of the credit goes to finance the Good projects, even when the Bad projects may be more profitable than the Good

<sup>1</sup>[Kindleberger \(1996, Chapter 2\)](#) offers a lucid exposition of the popular argument, the most well known of which is the financial instability hypothesis of [Minsky \(1975, 1982\)](#). See also [Hawtrey \(1913\)](#) for an earlier example.

<sup>2</sup>For broad surveys on endogenous cycles, see [Boldrin and Woodford \(1990\)](#) and [Guesnerie and Woodford \(1992\)](#).

projects. This overinvestment to the Good projects generates high demand spillovers, creating a boom and leading to an improvement in borrower net worth. During a boom, with an improved net worth, the agents are now able to finance the Bad projects. The credit is now redirected from the Good to the Bad. This change in the composition of credit and of investment at the peak of the boom causes a deterioration of borrower net worth. The whole process repeats itself. Along these cycles, the Good breed the Bad and the Bad destroy the Good, as in ecological cycles driven by predator–prey or host–parasite interactions.<sup>3</sup> We call these two types of projects the Good and the Bad, not because of their welfare implications. We call them the Good and the Bad because of their different propensity to generate wealth for other investors. Key for generating instability and endogenous fluctuations are (a) some profitable investments contribute less to improve the net worth of other borrowers and (b) such investments are subject to agency problems, which are neither too big nor too small, so that the agents can finance them when their net worth is sufficiently high, but not when their net worth is low.

Many recent studies in macroeconomics of credit market frictions have investigated the role of borrower net worth in the propagation mechanisms; see Matsuyama (2008) for a survey. Among the most influential is Bernanke and Gertler (1989). Their study, as well as many others, focused on the *credit multiplier* mechanism: how the borrowing constraints introduce *persistence* into the aggregate investment dynamics. In the absence of exogenous shocks, there would be no recurrent fluctuations in their model.<sup>4</sup> The present study, alternatively, emphasizes the *credit reversal* mechanism: how borrowing constraints introduce *instability* into the dynamics, which causes recurrent fluctuations even in the absence of any external shock. It should be pointed out that the present study and Bernanke–Gertler both share the observation that in the presence of credit market frictions, saving does not necessarily flow into the most profitable investment projects, and that this problem can be alleviated (aggravated) by a higher (lower) borrower net worth. The two studies differ critically in the assumption on the set of profitable investment projects that compete for credit. In the Bernanke and Gertler model, all the profitable investments contribute equally to improve net worth of other borrowers. It is assumed that the only alternative use of saving in their model—storage—is unprofitable, subject to no borrowing constraint, and generates no demand spillovers. This means that when an improved net worth allows more saving to flow into the profitable investments, saving is redirected *toward* the investments that generate demand spillovers, which further improve borrower net worth. This is the mechanism behind the credit multiplier effect in their model (and many others in the literature). The present study differs from Bernanke and Gertler in that *not all* the profitable investments have

<sup>3</sup>While the intuition behind fluctuations is similar to that of predator–prey cycles in biology, our models are quite different from what mathematical biologists call the predator–prey models (see, e.g., Murray 1989).

<sup>4</sup>In one variation of their models, Kiyotaki and Moore (1997, Section III) demonstrate that the equilibrium dynamics display oscillatory convergence to the steady state, which is why they called their paper, “Credit Cycles.” However, these oscillations occur because they add the assumption that the investment opportunity arrives stochastically to each agent. The borrowing constraints in all of their models work only to amplify the movement caused by shocks, instead of reversing it. In any case, in all of their models, the steady state is stable and any fluctuations dissipate in the absence of exogenous shocks.

the same demand spillover effects. *Some* profitable investments, which are subject to the borrowing constraints, do not improve the net worth of other borrowers. This means that when an improved net worth allows more saving to flow into such profitable investments, saving may be redirected *away from* the investments that generate demand spillovers, which causes a deterioration of borrower net worth. This is the mechanism behind the credit reversal effect.

Needless to say, these two mechanisms are not mutually exclusive and can be usefully combined. We will indeed present a hybrid model, which allows for three types of projects: *the Good*, *the Bad*, and *the Ugly*. Only the Good improve the net worth of other borrowers; neither the Bad nor the Ugly improve the net worth of other borrowers. The Bad are profitable but subject to the borrowing constraint. The Ugly are unprofitable but subject to no borrowing constraint (as the storage technology in the Bernanke–Gertler model). Thus, when the net worth is low, the Good compete with the Ugly, which act as a drag on the Good so that the model behaves like the Bernanke–Gertler model, with its credit multiplier effect. When the net worth is high, the Good compete with the Bad, which destroy the Good, creating the credit reversal effect, as in the basic model. By combining the two effects, this hybrid model generates *intermittency* phenomena. That is to say, relatively long periods of small and persistent movements are punctuated intermittently by seemingly random-looking behaviors. Along these cycles, the economy exhibits asymmetric fluctuations; it experiences a slow process of recovery from a recession, followed by a rapid expansion, and possibly after a period of high volatility, plunges into a recession.

A few existing studies demonstrate endogenous credit cycles through some sorts of credit reversal mechanism. In Azariadis and Smith (1998), the source of credit friction is adverse selection; financial markets cannot tell savers from investors. With a higher capital stock, the rate of return on saving is so low that savers have the incentive to pretend to be investors. To prevent this, the credit market is characterized by a separating equilibrium, in which the volume of credit offered to borrowers is restricted, which leads to a lower investment. In Aghion et al. (1999), demand spillovers from the investment benefit savers more than investors so that a high investment shifts wealth distribution toward savers, which makes investors more dependent on external finance, which leads to a lower investment. In Matsuyama (2007, 2008, Section 5.1.2), cycles occur because an improved net worth shifts the credit composition toward small scale projects with lower productivity. In Matsuyama (2008, Section 5.2), an improved net worth shifts the credit composition toward less productive projects that come with bigger private benefits.<sup>5</sup> None of these models generates intermittency and asymmetric fluctuations.

The rest of the paper is organized as follows. Section 2 presents the model of the Good and the Bad projects, and derives the dynamical system that governs the equilibrium trajectory under the additional assumption that the Good are not subject to any borrowing constraint. Section 3 characterizes the equilibrium path for the full set of parameter values, which enables us to identify the condition under which the steady state loses its stability and endogenous fluctuations occur. The main conclusion is that

<sup>5</sup>Matsuyama (2008, Sections 5.3.2 and 5.3.3) briefly sketches a few results in this paper.

when the Bad are sufficiently profitable, instability and fluctuations occur when agency problems for the Bad are neither too low nor too high. [Section 4](#) reintroduces a borrowing constraint for the Good projects. [Section 5](#) develops a model of the Good, the Bad, and the Ugly that combines both credit multiplier and credit reversal effects and shows how intermittency and asymmetric fluctuations occur. [Section 6](#) offers some concluding comments.

## 2. THE GOOD AND THE BAD

Time is discrete and extends from zero to infinity ( $t = 0, 1, \dots$ ). The basic framework is the [Diamond \(1965\)](#) overlapping generations model with two period lives. There is one final good, the *numeraire*, which can be either consumed or invested. In each period, a unit measure of agents arrives and stay active for two periods. In the first period, each agent is endowed with and supplies inelastically one unit of the input called “labor” at the competitive “wage rate,”  $w_t$ . The agents consume only in the second period. Thus, the aggregate labor supply is  $L_t = 1$ , and the equilibrium value of their labor endowment,  $w_t$ , is also the net worth of the young agents at the end of period  $t$ . The young agents in period  $t$  need to allocate their net worth to finance their consumption in period  $t + 1$ . The following options are available to them.

First, all the young agents can lend a part or all of their net worth in the competitive credit market, which earns a gross return equal to  $r_{t+1}$  per unit. If they lend their entire net worth, their second-period consumption is equal to  $r_{t+1}w_t$ . Second, some young agents have access to an investment project and may use a part or all of their net worth to finance it. There are two types of projects, both of which come in discrete units. Each young agent has access to at most one type of project, and each young agent can manage at most one project. More specific details follow.

*The Good:* A fraction  $\mu_1$  of the young agents have access to the Good projects. To help the narrative, let us call them *entrepreneurs*, who know how to set up a firm. Setting up a firm requires one unit of the final good invested in period  $t$ . This enables these agents to produce  $\phi(n_{t+1})$  units of the final good in period  $t + 1$  by employing  $n_{t+1}$  units of labor supplied by the next generation at the competitive wage rate,  $w_{t+1}$ . The production function satisfies  $\phi(n) > 0$ ,  $\phi'(n) > 0$  and  $\phi''(n) < 0$  for all  $n > 0$ . Maximizing the profit,  $\phi(n_{t+1}) - w_{t+1}n_{t+1}$ , yields the demand for labor per firm,  $w_{t+1} = \phi'(n_{t+1})$ . The equilibrium profit from running a firm in period  $t + 1$  can thus be expressed as an increasing function of the equilibrium employment,  $\pi_{t+1} = \pi(n_{t+1}) \equiv \phi(n_{t+1}) - \phi'(n_{t+1})n_{t+1}$  with  $\pi'(n_{t+1}) = -\phi''(n_{t+1})n_{t+1} > 0$ .

If  $w_t < 1$ , these agents need to borrow  $1 - w_t > 0$  in the competitive credit market to start the project. If  $w_t > 1$ , they can start the project and lend  $w_t - 1 > 0$ . In either case, the second-period consumption is equal to  $\pi_{t+1} - r_{t+1}(1 - w_t)$  if they start the project, which is greater than or equal to  $r_{t+1}w_t$  (the second-period consumption if they lend their entire net worth in the credit market) if and only if

$$\pi_{t+1} \geq r_{t+1}. \quad (1)$$

The entrepreneurs are willing to set up firms if and only if the profitability condition, (1), holds.

*The Bad:* A fraction  $\mu_2 \leq 1 - \mu_1$  of the young agents have access to a project, which requires  $m$  units of the final good to be invested in period  $t$  and generates  $Rm$  units of the final good in period  $t + 1$ . For want of a better term, let us call them *traders*. Note that, unlike the entrepreneurs, their capital does not require the use of “labor” as the complementary input. We may thus interpret their activities as holding onto the final good for one period to earn the gross return equal to  $R$  per unit, without generating any input demand.

If  $w_t < m$ , these agents need to borrow  $m - w_t > 0$  to start the project. If  $w_t > m$ , they can start the project and lend  $w_t - m > 0$ . Their second-period consumption is thus equal to  $Rm - r_{t+1}(m - w_t)$  as a trader, which is greater than  $r_{t+1}w_t$  if and only if

$$R \geq r_{t+1}. \quad (2)$$

The traders are willing to start their operation if and only if (2) holds.

REMARK 1. Note that the terminology, the Good and the Bad, reflects differential propensity to generate pecuniary externalities; the Good improve the net worth of future borrowers, but the Bad fail to do so. Here, this key feature is introduced by assuming that the Good rely on the “labor” supplied by the next generation, while the Bad are independently profitable. The term “labor” in our model should not be literally interpreted. Instead, it should be interpreted more broadly to include any inputs supplied or any assets held by potential borrowers, who could sell them or use them as collateral to ease their borrowing constraints. Beyond such differential general equilibrium price effects, our mechanism does not require what these projects must be like. In more general settings, the projects that generate more pecuniary externalities than others need not be more “productive,” more “socially beneficial,” or more “labor-intensive.”

The designations “entrepreneurs” and “traders” should not be literally interpreted either. Their identity is not essential beyond the types of projects these agents initiate, so these designations should be interpreted merely as mnemonic devices, which help the narrative when discussing two types of agents.<sup>6</sup> Matsuyama (2004) discusses more extensively how these projects can be given different interpretations with different empirical implications.

Indeed, it is not essential that different agents have access to different projects. One could alternatively assume that all the agents are homogenous and have access to both types of projects. As long as no agent can invest in both projects simultaneously and the creditor can observe the type of investment made by the borrower, the results would carry over, even though it would make the derivation of the equilibrium condition far more complicated. It is also not essential that each agent can manage at most one project. This assumption reduces each agent’s investment decision to a binary choice, simplifying the analysis, although it introduces the need for additional parameter restrictions; see the assumptions A2 and A3 later. The assumption of the minimum investment requirement is essential. Without the nonconvexity, the borrowing constraint

<sup>6</sup>Alternative terms that have been suggested to me include “employers vs. nonemployers,” “Good vs. Bad agents,” and “Type-I vs. Type-II agents,” but I found them rather cumbersome.



introduced later would never be binding.<sup>7</sup> The assumption that the two projects may have different minimum requirements does not play any essential role in this paper.<sup>8</sup>

### *The borrowing constraints*

The credit market is competitive in that both lenders and borrowers take the equilibrium rate of return,  $r_{t+1}$ , given. It is imperfect, however, in that one may not be able to borrow any amount at the equilibrium rate. The borrowing limit exists because the borrowers can pledge only up to a fraction of the project revenue for the repayment.<sup>9</sup> More specifically, the entrepreneurs would not be able to credibly commit to repay more than  $\lambda_1 \pi_{t+1}$ , where  $0 \leq \lambda_1 \leq 1$ . Knowing this, the lenders would allow the entrepreneurs to borrow only up to  $\lambda_1 \pi_{t+1}/r_{t+1}$ . Thus, the entrepreneurs can start their businesses only if

$$w_t \geq 1 - \lambda_1 \pi_{t+1}/r_{t+1}. \quad (3)$$

The borrowing constraint thus takes the form of the net worth requirement. The entrepreneurs set up their firms only when both (1) and (3) are satisfied. Note that (3) implies (1) if  $w_t \leq 1 - \lambda_1$  and that (1) implies (3) if  $w_t \geq 1 - \lambda_1$ . In other words, the profitability is a relevant constraint when  $w_t > 1 - \lambda_1$ , while the borrowing constraint is a relevant constraint when  $w_t < 1 - \lambda_1$ . Likewise, the traders would not be able to credibly commit to repay more than  $\lambda_2 Rm$ , where  $0 \leq \lambda_2 \leq 1$ . Knowing this, the lender would allow the traders to borrow only up to  $\lambda_2 Rm/r_{t+1}$ . Thus, they cannot start their operations unless

$$w_t \geq m[1 - \lambda_2 R/r_{t+1}]. \quad (4)$$

The traders invest in their operations only when both (2) and (4) are satisfied. Note that (4) implies (2) if  $w_t \leq (1 - \lambda_2)m$  and that (2) implies (4) if  $w_t \geq (1 - \lambda_2)m$ . Again, the borrowing constraint (4) can be binding only if  $w_t \leq (1 - \lambda_2)m$ .

As it turns out, the borrowing constraint for the Good is not essential for generating the credit reversal mechanism that causes instability and fluctuations. We therefore set  $\lambda_1 = 1$  and drop the subscript from  $\lambda_2$  and let  $\lambda_2 = \lambda < 1$  until Section 3. It is shown in Section 4 that, for any fixed  $\lambda_2 < 1$ , the results are robust to a small reduction in  $\lambda_1$  from  $\lambda_1 = 1$ . Allowing  $\lambda_1 < 1$  is crucial for the extension in Section 5, which introduces the credit multiplier effect.

<sup>7</sup>This is partly due to the assumption that all the agents have the same net worth. If there are sufficient mismatches between those who own the endowment and those who have access to the projects, the borrowing constraint could be binding even when the projects are divisible.

<sup>8</sup>This is in contrast to Matsuyama (2007, 2008, Section 5.1.2), in which credit reversal occurs as the composition shifts toward a less productive project that comes with the smaller minimum requirement.

<sup>9</sup>See Tirole (2006) for the pledgeability approach for modeling credit market frictions and Matsuyama (2008) for a variety of applications in macroeconomics. They also discuss various stories of agency problems that can be told to justify the assumption that the borrowers can pledge only up to a fraction of the project revenue. Nevertheless, its main appeal is the simplicity, which makes it suitable for studying general equilibrium implications of credit market imperfections. In the following discussion, the pledgeability of each project is treated as the inverse measure of its agency problem.



*Equilibrium wage and business profit*

Let  $k_{t+1} \leq \mu_1$  be the number of young entrepreneurs in period  $t$  who start their firms (hence it is the number of active firms in period  $t + 1$ ). Let  $x_{t+1} \leq \mu_2$  be the number of young traders in period  $t$  who start their operations (hence their total investment is equal to  $mx_{t+1}$ ). Since only the firms hire labor, the labor market equilibrium in period  $t + 1$  is  $n_{t+1}k_{t+1} = 1$ , from which  $n_{t+1} = 1/k_{t+1}$ . Thus, the equilibrium wage rate and the business profit per firm in period  $t + 1$  may be expressed as functions of  $k_{t+1}$ ,

$$w_{t+1} = \phi'(1/k_{t+1}) \equiv W(k_{t+1})$$

$$\pi_{t+1} = \pi(1/k_{t+1}) = \phi(1/k_{t+1}) - \phi'(1/k_{t+1})/k_{t+1} \equiv \Pi(k_{t+1}),$$

where  $W'(k_{t+1}) > 0$  and  $\Pi'(k_{t+1}) < 0$ . A higher business investment means a high wage and a lower profit. Thus, the Good generate demand for labor and drives up the wage rate, thereby improving the net worth of the next generation, unlike the Bad, which do not rely on labor. It is also straightforward to show that these functions satisfy  $\phi(1/k)k = k\Pi(k) + W(k)$  and  $k\Pi'(k) + W'(k) = 0$  as the identities.

In addition, we assume

A1. there exists  $K > 0$ , such that  $W(K) = K$  and  $W(k) > k$  for all  $k \in (0, K)$

A2.  $K < \mu_1$

A3.  $\max_{k \in [0, K]} \{W(k) - k\} < m\mu_2$

A4.  $\lim_{k \rightarrow +0} \Pi(k) = +\infty$ .

For example, let  $\phi(n) = (Kn)^\beta/\beta$ , with  $K < \mu_1$  and  $0 < \beta < 1$ . Then A1, A2, and A4 are all satisfied. The assumption A3 is also satisfied if  $K < (m\mu_2)/\beta(1 - \beta)^{(1-\beta)/\beta}$ . The assumption A1 is introduced only to rule out an uninteresting case, where the dynamics of  $k_t$  would converge to zero in the long run. It is shown later that if  $k_t \in (0, K]$ , then  $k_s \in (0, K]$  for all  $s > t$ , so that  $W(K) = K$  may be interpreted as the upper bound for the number of firms, as well as the level of net worth, that the economy could ever sustain. The assumption A2 means that the economy never runs out of the potential supply of entrepreneurs, thus ensuring that the scarcity of saving and of credit, not the scarcity of entrepreneurial talents, drives the dynamics of business formation in this economy. The assumption A3 can be interpreted similarly. It ensures that there are always some inactive traders in the steady state.<sup>10</sup> The assumption A4 ensures that some entrepreneurs invest in equilibrium,  $k_{t+1} > 0$ .

<sup>10</sup>It turns out that dropping A3 would not affect the results fundamentally, but drastically increases the number of the cases that need to be examined. The assumptions A2 and A3 are introduced to remove the unwanted implication of the assumption that each agent can manage at most one project, which was made for analytical simplicity. Both A2 and A3 would not be needed if the agents were allowed to invest at any scale, subject to only the minimum investment requirement. It should also be noted that these assumptions can be weakened significantly. The assumption A2 can be replaced by  $W(\min\{K, k_c\}) < \mu_1$  and A3 can be replaced by  $W(k_{cc}) - k_{cc} < m\mu_2$ , where  $k_c$  and  $k_{cc}$  are values defined later. The assumptions A2 and A3 are chosen simply because  $k_c$  and  $k_{cc}$  depend also on  $R$  and  $\lambda_2$ , so the meanings of these alternative assumptions may be less obvious to the reader.



traders can be expressed as

$$mx_{t+1} \begin{cases} = m\mu_2 & \text{if } r_{t+1} < R(W(k_t)) \\ \in [0, m\mu_2] & \text{if } r_{t+1} = R(W(k_t)) \\ = 0 & \text{if } r_{t+1} > R(W(k_t)). \end{cases} \quad (5)$$

In Figure 1(a) and (b), (5) is illustrated as a step function, which graphs  $W(k_t) - mx_{t+1}$ .

### The credit market equilibrium

The credit market equilibrium requires that  $r_{t+1}$  adjusts to equate the aggregate investment and the aggregate saving, i.e.,  $k_{t+1} + mx_{t+1} = w_t$ , or, equivalently,

$$k_{t+1} = W(k_t) - mx_{t+1}. \quad (6)$$

There are three cases to be distinguished, depending on the value of  $k_t$ .<sup>11</sup>

Figure 1(a) illustrates the case where  $R(W(k_t)) < \Pi(W(k_t))$  or, equivalently,  $k_t < k_c$ , where  $k_c$  is defined uniquely by  $R(W(k_c)) \equiv \Pi(W(k_c))$ . In this case, the net worth is so low that the Bad projects cannot be financed ( $x_{t+1} = 0$ ) and all the credit goes to the Good projects so that

$$k_{t+1} = W(k_t) < \mu_1 \quad \text{for } k_t < k_c, \quad (7a)$$

since the required rate of return is too high for the Bad projects:  $r_{t+1} = \Pi(W(k_t)) > R(W(k_t))$ .

Figure 1(b) illustrates the case where  $\Pi(W(k_t)) \leq R(W(k_t)) < \Pi(W(k_t) - m\mu_2)$  or, equivalently,  $k_c \leq k_t < k_{cc}$ , where  $k_{cc}$  is defined uniquely by  $R(W(k_{cc})) \equiv \Pi(W(k_{cc}) - m\mu_2)$ . In this case, some but not all traders invest ( $0 \leq x_{t+1} < \mu_2$ ). The equilibrium rate of return is equal to

$$r_{t+1} = R(W(k_t)) = \Pi(k_{t+1}) = \Pi(W(k_t) - mx_{t+1}) \quad \text{for } k_c \leq k_t < k_{cc}. \quad (7b)$$

An increase in  $k_t$  thus has the effect of further increasing the investment in trading. Its effect on business investment depends on whether  $k_t$  is greater or less than  $k_\lambda$ . If  $k_t > k_\lambda$ , the borrowing constraint of the traders is not binding, so the rate of return is fixed at  $R(W(k_t)) = R$ . Thus, the investment in the business sector remains constant at  $\Pi^{-1}(R)$ . Alternatively, if  $k_t < k_\lambda$ , the borrowing constraint for the traders is binding, so that  $R(W(k_t))$  increases with  $k_t$ . A higher net worth eases the borrowing constraint of the traders, so that they can guarantee a higher rate of return to the lenders. As a result, the Good are squeezed out. In short,  $k_{t+1}$  is a decreasing function of  $k_t$  if  $k_c < k_t < k_{cc}$  and  $k_t < k_\lambda$ .

Finally, there is a third case (not illustrated), where  $k_t \geq k_{cc}$  or, equivalently,  $R(W(k_t)) \geq \Pi(W(k_t) - m\mu_2) = r_{t+1}$ , hence  $x_{t+1} = \mu_2$ , so that

$$k_{t+1} = W(k_t) - m\mu_2 \quad \text{for } k_t \geq k_{cc}. \quad (7c)$$

<sup>11</sup>Figure 1(a) and (b) are drawn under the assumption  $W(k_t) < \mu_1$ , which ensures  $k_{t+1} < \mu_1$  in equilibrium. This assumption is verified later. These figures are also drawn such that  $W(k_t) > m\mu_2$ . This need not be the case, but it does not affect the discussion in the text.

In this case, all the traders invest. Since the trading opportunities are exhausted, a further increase in the saving translates to an increase in business investment. This situation occurs as an unwanted by-product of the assumption that the traders can manage at most one trading operation, which was made to simplify the analysis of the trader's decision problem. Note, however, that we have imposed A3 to ensure that  $k_{t+1} = W(k_t) - m\mu_2 < k_t$  in this range, so that this situation would never occur in the neighborhood of the steady state.

**REMARK 2** (A digression on credit rationing). For the case shown in [Figure 1\(b\)](#), where  $r_{t+1} = \Pi(k_{t+1}) = R(W(k_t))$ , only a fraction of the traders starts their operation. When  $k_t \geq k_\lambda$ ,  $r_{t+1} = R$  holds in equilibrium, and (2) is thus satisfied with equality. Some traders invest while others do not, simply because they are indifferent. When  $k_t < k_\lambda$ ,  $r_{t+1} = \lambda R / [1 - W(k_t)/m] < R$ , hence (4) is binding, while (2) is satisfied with strict inequality. In other words, all the traders strictly prefer borrowing to invest over lending their net worth to others. Therefore, the equilibrium allocation necessarily involves credit rationing whenever only a fraction of the traders starts their operation because they are denied credit. Those who are denied credit cannot entice the potential lenders by promising a higher rate of return, because the lenders would know that the borrowers would not be able to keep that promise. It should be noted, however, that equilibrium credit rationing occurs in this model due to the homogeneity of the traders. Suppose instead that the traders were heterogeneous in some observable characteristics. For example, suppose each young trader receives, in addition to the labor endowment, the final goods endowment,  $y$ , which is drawn from  $G$ , a cumulative distribution function with no mass point. Then there would be a critical level of  $y$ ,  $Y(w_t, r_{t+1}) \equiv m(1 - \lambda R / r_{t+1}) - w_t$ , such that only the traders whose endowment income exceed  $Y(w_t, r_{t+1})$  would be able to finance their investment. This makes the aggregate investment in trading,  $mx_{t+1} = m[1 - G(Y(w_t, r_{t+1}))]$ , smoothly decreasing in  $r_{t+1}$  and increasing in  $w_t$ . Thus, the borrowing constraint would be enough to determine the allocation of credit and credit rationing would not occur.<sup>12</sup> What is essential for the analysis is that when the borrowing constraint is binding for marginal traders, an increase in the net worth of the traders increases the aggregate investment in trading, for each  $r_{t+1}$ . Therefore, it is the borrowing constraint, not the equilibrium credit rationing per se, that matters. The equilibrium credit rationing is nothing but an artifact of the homogeneity assumption, which is imposed to simplify the analysis.

<sup>12</sup>While some authors use the term “credit rationing” whenever some borrowing limits exist, here it is used to describe the situation that the aggregate supply of credit falls short of the aggregate demand, so that some borrowers cannot borrow up to their borrowing limit. In other words, there is no credit rationing if every borrower can borrow up to his limit. In such a situation, their borrowing may be constrained by their net worth, which affects the borrowing limit, but not because they are credit-rationed. This is consistent with the following definition of credit rationing by [Freixas and Rochet \(1997, Chapter 5\)](#), who attributed it to [Baltensperger](#): “some borrower’s demand for credit is turned down, even if this borrower is willing to pay all the price and nonprice elements of the loan contract.”

*The equilibrium trajectory*

Equations (7a)–(7c) determine  $k_{t+1}$  uniquely for each value of  $k_t$ , as

$$k_{t+1} = \Psi(k_t) \equiv \begin{cases} W(k_t) & \text{if } k_t < k_c \\ \Pi^{-1}(R(W(k_t))) & \text{if } k_c \leq k_t < k_{cc} \\ W(k_t) - m\mu_2 & \text{if } k_t \geq k_{cc}. \end{cases} \quad (8)$$

Since  $k_t \leq K$  implies  $k_{t+1} = \Psi(k_t) = W(k_t) - mx_{t+1} \leq W(k_t) \leq W(K) = K$ ,  $\Psi$  maps  $(0, K]$  into itself. Thus, for any  $k_0 \in (0, K]$ , this map defines a unique trajectory in  $(0, K]$ . Furthermore,  $k_t \leq K$  and A2 mean that  $\mu_1 > K = W(K) \geq W(k_t)$ , as assumed. The equilibrium trajectory of the economy can thus be solved for by applying the map (8),  $\Psi$ , iteratively, starting with the initial condition  $k_0 \in (0, K]$ . This completes the description of the model.

### 3. THE DYNAMIC ANALYSIS

We now turn to the characterization of the equilibrium dynamics. It turns out that we need to distinguish five cases, as illustrated by Figure 2(a)–(e).<sup>13</sup> What separates these cases is the relative magnitude of three critical values of  $k$ ;  $k_c$  (the point at which the Bad start attracting the credit),  $k_\lambda$  (the point beyond which the borrowing constraint for the Bad becomes irrelevant), and  $W(K) = K$ , the maximum possible value of the net worth, as well as the stability of the steady state.

Figure 2(a) depicts the case where  $k_c \geq K$ . In this case, the Bad never attract credit and all the credit goes to the Good, so that  $k_{t+1} = W(k_t)$  for all  $k_t \in (0, K]$ . Then, from the monotonicity of  $W$  and A1,  $k_t$  converges monotonically to  $k^* = K$  for any  $k_0 \in (0, K]$ . The condition  $k_c \geq K$  can be rewritten as  $\Pi(K) \geq R(W(K)) = R(K)$  or, equivalently,

$$R \leq \Pi(K) \max\{(1 - K/m)/\lambda, 1\}. \quad (9)$$

This condition can be interpreted as follows. With a sufficiently small  $R$ , the Bad are not profitable enough to compete with the Good for the credit. When  $K < m$ , the condition (9) is also met with a sufficiently small  $\lambda$  for any  $R$ . This is because the traders must always borrow to initiate their projects with  $W(k_t) \leq W(K) = K < m$ . When  $\lambda$  is sufficiently small, they can never borrow, even when  $k_{t+1} = W(k_t) > \Pi^{-1}(R)$ , so that the Bad are more profitable than the Good.

In the other four cases,  $k_c < K$  holds, so that some traders eventually become active;  $x_{t+1} > 0$  and hence  $k_{t+1} < W(k_t)$  for  $k_t \in (k_c, K]$ . Figure 2(b) depicts the case where  $k_\lambda \leq k_c$  or, equivalently,  $W(k_c) \geq (1 - \lambda)m$ , which can be rewritten as

$$R \leq \Pi((1 - \lambda)m). \quad (10)$$

Under this condition, the borrowing constraint is not binding for the traders whenever they are active:  $W(k_t) > (1 - \lambda)m$  and  $R(W(k_t)) = R$  for all  $k_t > k_c$ . As shown in Figure 2(b), the map has a flat segment over  $(k_c, \min\{k_{cc}, K\})$ , but it is strictly increasing

<sup>13</sup>Figure 2(a)–(e) are drawn such that  $W(0) = 0$  and  $W$  is concave. These need not be the case. Assumption A1 assumes only that  $W(k) > k$  for all  $k \in (0, K]$  and  $W(K) = K$ .

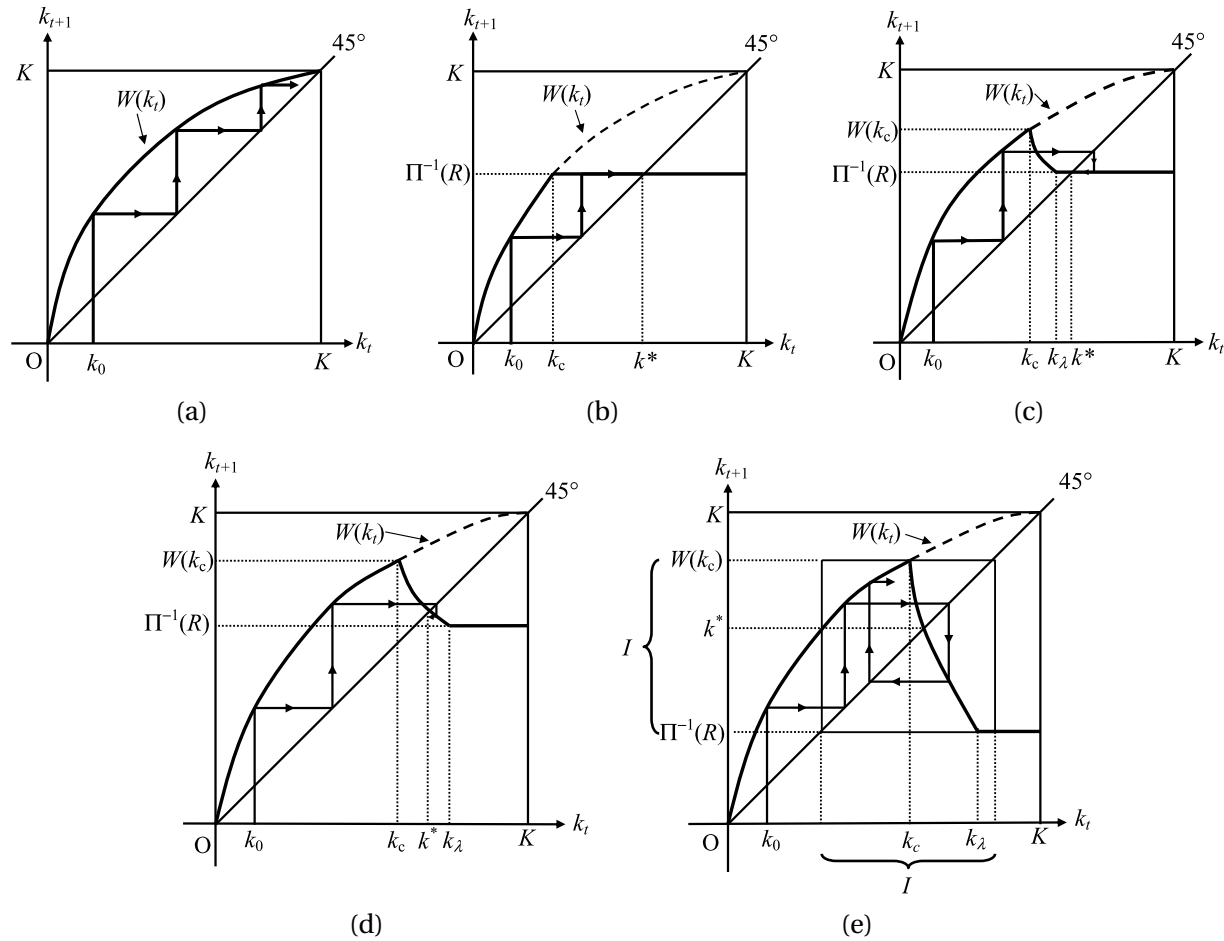


FIGURE 2. Phase diagrams. (a)  $(k_c \geq K)$  Global monotone convergence to  $k^* = K$ . (b)  $(k_\lambda \leq k_c < K)$  Global monotone convergence to  $k^* = \Pi^{-1}(R)$ . (c)  $(k_c < k_\lambda \leq k^* = \Pi^{-1}(R))$  Global convergence to  $k^*$  with overshooting. (d)  $(k_c < k^* < k_\lambda)$  (Locally) oscillatory convergence to  $k^*$ . (e)  $(k_c < k^* < k_\lambda)$  Endogenous fluctuations.

elsewhere. Furthermore, A3 ensures  $k_{cc} > W(k_{cc}) - m\mu_2$ , so that the steady state is located at the flat segment.<sup>14</sup> The dynamics of  $k_t$  hence converges monotonically to the unique steady state,  $k^* = \Pi^{-1}(R) = W(k_c)$ . As the business sector expands, borrower net worth improves and the profitability of business investment declines. As soon as the equilibrium rate of return drops to  $R$ , the traders start investing, because they do not face the binding borrowing constraint. Thus, the equilibrium rate of return stays constant at  $R$ , and business investment remains constant at  $\Pi^{-1}(R)$ .

In the three cases depicted by Figure 2(c)–(e),  $k_c < k_\lambda$  holds. As in Figure 2(b), for  $k_t > k_\lambda$ , the Bad face no borrowing constraint, so that  $r_t = R$  and hence  $k_{t+1} = \Psi(k_t) = \Pi^{-1}(R)$ . In contrast to Figure 2(b), however, all these figures show the intervals below  $k_\lambda$ , in which  $k_{t+1} = \Psi(k_t) > \Pi^{-1}(R)$  holds, suggesting an *overinvestment* into the Good,  $\Pi(k_{t+1}) < R$ . Inside these intervals, below  $k_c$ , the saving continues to flow only into the Good:  $k_{t+1} = W(k_t) > \Pi^{-1}(R)$ . For  $k_c < k_t < k_\lambda$ , the saving starts flowing into the Bad, even though they are still constrained by the low net worth, and the equilibrium rate of return remains strictly below  $R$ . Thus, we have

$$k_{t+1} = \Psi(k_t) = \Pi^{-1}(\lambda R/[1 - W(k_t)/m]) \quad (11)$$

for  $k_c < k_t < \min\{k_\lambda, k_{cc}, K\}$ . Note that (11) is decreasing in  $k_t$ . In other words, the map has a downward-sloping segment, when neither (9) nor (10) holds.

It should be clear why an increase in  $k_t$  leads to a lower  $k_{t+1}$  when the Bad are active but also borrowing constrained. A higher  $k_t$ , by improving the net worth of the traders, eases their borrowing constraint, which enables them to credibly pledge a higher return to the lenders. This drives up the equilibrium rate of return. To keep the Good profitable, their investment must decline. Thus, more credit is channeled into the Bad at the expense of the Good.

Figure 2(c) depicts the case where the borrowing constraint for trading is not binding in the steady state. That is, the map intersects with the 45° line at a flat segment, i.e., over the interval  $(k_\lambda, \min\{k_{cc}, K\})$ . The condition for this is  $k_\lambda \leq k^* = \Pi^{-1}(R) < k_{cc}$ . Since A3 ensures  $k^* < k_{cc}$ , this occurs whenever  $k_\lambda \leq \Pi^{-1}(R)$  or, equivalently,  $W(\Pi^{-1}(R)) \geq (1 - \lambda)m$ , which can be further rewritten to

$$R \leq \Pi(W^{-1}((1 - \lambda)m)). \quad (12)$$

When (12) holds but (9) and (10) are violated, the dynamics of  $k_t$  converges to  $k^* = \Pi^{-1}(R) < W(k_c)$ , as illustrated in Figure 2(c). The dynamics is not, however, globally monotone. Starting from  $k_0 < k_\lambda$ , the dynamics of  $k_t$  generally overshoots  $k^*$  and approaches  $k^*$  from above.<sup>15</sup>

<sup>14</sup>In both Figure 2(b) and (c),  $k_{cc} > K$ . This need not be the case; neither is it essential for the discussion in the text.

<sup>15</sup>The qualified “generally” is needed, because the equilibrium trajectory is monotone if  $k_0 \in \{W^{-T}(k^*) \mid T = 0, 1, 2, \dots\}$ , which is at most countable and hence of measure zero.



For the cases depicted by Figure 2(d) and (e), (9) and (12) are both violated, which also implies the violation of (10).<sup>16</sup> Thus, the map intersects with the 45° line at the downward sloping part,  $(k_c, \min\{k_\lambda, k_{cc}, K\})$ . Therefore, the traders face the binding borrowing constraint in a neighborhood of the steady state. By setting  $k_t = k_{t+1} = k^*$  in (11), the steady state is given by

$$\Pi(k^*)[1 - W(k^*)/m] = \lambda R. \quad (13)$$

In both Figure 2(d) and (e), the dynamics around the steady state is oscillatory. The two figures differ in the stability of the steady state, which depends on the slope of the map at  $k^*$ . Differentiating (11) and then setting  $k_t = k_{t+1} = k^*$  yield

$$\Psi'(k^*) = W'(k^*)\Pi(k^*)/\Pi'(k^*)[m - W(k^*)] = -k^*\Pi(k^*)/[m - W(k^*)],$$

where use has been made of (13) and  $W'(k^*) + k^*\Pi'(k^*) = 0$ . From  $k^*\Pi(k^*) + W(k^*) = k^*\phi(1/k^*)$ ,  $|\Psi'(k^*)| < 1$  if and only if

$$k^*\phi(1/k^*) < m. \quad (14)$$

Note that the left hand side of (14) is increasing in  $k^*$ , while the left hand side of (13) is decreasing in  $k^*$ . Hence, (14) can be rewritten as

$$\lambda R > \Pi(h(m))[1 - W(h(m))/m], \quad (15)$$

where  $h(m)$  is defined implicitly by  $h\phi(1/h) \equiv m$ . This case is illustrated in Figure 2(d). When (15) holds, the steady state,  $k^*$ , is asymptotically stable; the convergence is locally oscillatory.

Alternatively, if

$$\lambda R < \Pi(h(m))[1 - W(h(m))/m], \quad (16)$$

then  $|\Psi'(k^*)| > 1$  and hence the steady state,  $k^*$ , is unstable, as illustrated in Figure 2(e). For any initial condition, the equilibrium trajectory will eventually be trapped in the interval,  $I \equiv [\max\{\Psi(W(k_c)), \Psi(\min\{k_\lambda, k_{cc}\})\}, W(k_c)]$ , as illustrated by the box in Figure 2(e).<sup>17</sup> Furthermore, if  $k_\lambda \geq \min\{k_{cc}, K\}$ ,  $k_t$  fluctuates indefinitely except for a countable set of initial conditions. If  $k_\lambda < \min\{k_{cc}, K\}$ ,  $k_t$  fluctuates indefinitely except for a countable set of initial conditions for a generic subset of the parameter values that satisfy (16) and violate (9) and (12).<sup>18</sup> In other words, the equilibrium dynamics exhibit permanent endogenous fluctuations almost surely.

The following proposition provides a summary.

<sup>16</sup>Figure 2(d) and (e) are drawn such that  $k_\lambda < K$ . This need not be the case and is not essential for the discussion in the text.

<sup>17</sup>In Figure 2(e),  $k_\lambda < W(k_c) < K < k_{cc}$ . Hence,  $I = [\Psi(k_\lambda), W(k_c)] = [\Pi^{-1}(R), W(k_c)]$ .

<sup>18</sup>To see this, let  $C \subset (0, K]$  be the set of initial conditions for which  $k_t$  converges. Let  $k_\infty = \lim_{t \rightarrow \infty} \Psi^t(k_0)$  be the limit point for  $k_0 \in C$ . From the continuity of  $\Psi$ ,  $\Psi(k_\infty) = \lim_{t \rightarrow \infty} \Psi(k_t) = \lim_{t \rightarrow \infty} k_{t+1} = k_\infty$ . Hence,  $k_\infty = k^*$ . Since  $k^*$  is unstable,  $k_t$  cannot approach it asymptotically; it must be mapped to  $k^*$  in a finite iteration. That is, there must exist  $T$  such that  $\Psi^T(k_0) = k^*$  or  $C = \{\Psi^{-T}(k^*) \mid T = 0, 1, 2, \dots\}$ . If  $k_\lambda \geq \min\{k_{cc}, K\}$ , the map has no flat segment; hence the preimage of  $\Psi$  is finite and  $C$  is at most countable. If  $k_\lambda < \min\{k_{cc}, K\}$ , the map has a flat segment at which it is equal to  $\Pi^{-1}(R)$ . Thus,  $C$  is at most

PROPOSITION 1. *Let  $\lambda_1 = 1$  and  $\lambda_2 = \lambda \in (0, 1)$ . Then the following statements hold.*

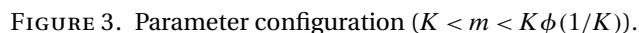
- A. *Let  $R \leq \Pi(K) \max\{(1 - K/m)/\lambda, 1\}$  or, equivalently,  $k_c \geq K$ . Then  $x_{t+1} = 0$  and  $k_{t+1} = W(k_t)$  for all  $t \geq 0$ . All the credit goes to the Good, with  $k_t$  converging monotonically to  $k^* = K$ .*
- B. *Let  $\Pi(K) < R \leq \Pi((1 - \lambda)m)$  or, equivalently,  $k_\lambda \leq k_c < K$ . Then  $k_t$  converges monotonically to the unique steady state,  $k^* = \Pi^{-1}(R) = W(k_c)$ . As soon as  $k_t > k_c$ , some traders become active without ever being borrowing-constrained.*
- C. *Let  $\Pi((1 - \lambda)m) < R \leq \Pi(W^{-1}((1 - \lambda)m))$  or, equivalently,  $k_c < k_\lambda \leq \Pi^{-1}(R)$ . Then  $k_t$  converges to the unique steady state,  $k^* = \Pi^{-1}(R) < W(k_c)$ . Some traders eventually become active and do not face the borrowing constraint in the neighborhood of the steady state.*
- D. *Let  $R > \Pi(W^{-1}((1 - \lambda)m))$  and  $R > \Pi(h(m))[1 - W(h(m))/m]/\lambda$ . Then the dynamics of  $k$  has the unique steady state,  $k^* \in (k_c, \min\{k_\lambda, k_{cc}, K\})$ , satisfying  $\Pi(k^*)[1 - W(k^*)/m] = \lambda R$ . The traders face the borrowing constraint in the neighborhood of the steady state. The steady state is asymptotically stable. The convergence is locally oscillatory.*
- E. *Let  $\Pi(K)(1 - K/m)/\lambda, \Pi(W^{-1}((1 - \lambda)m)) < R < \Pi(h(m))[1 - W(h(m))/m]/\lambda$ . Then the dynamics of  $k$  has the unique steady state,  $k^* \in (k_c, \min\{k_\lambda, k_{cc}, K\})$ , satisfying  $\Pi(k^*)[1 - W(k^*)/m] = \lambda R$ . The traders face the borrowing constraint in the neighborhood of the steady state. The steady state is unstable. Every equilibrium trajectory eventually is trapped in the interval,  $I \equiv [\max\{\Psi(W(k_c)), \Psi(\min\{k_\lambda, k_{cc}\})\}, W(k_c)]$ . Furthermore, the equilibrium dynamics exhibits permanent, endogenous fluctuations for almost all initial conditions.*

To avoid a taxonomical exposition, let us focus on the case where  $K < m < K\phi(1/K)$  in the following discussion.<sup>19</sup> Proposition 1 is illustrated by Figure 3, which divides the parameter space,  $(\lambda, R)$ , into five regions, where region A satisfies the conditions given in Proposition 1A, region B satisfies those given in Proposition 1B, etc. The borders between B and C and between C and D are asymptotic to  $\lambda = 1$ . The borders between D and E and between A and E are hyperbolae and asymptotic to  $\lambda = 0$ .

If the economy is in region A, the traders remain inactive and hence have no effect on the dynamics of business formation, and the model behaves just as the standard one-sector neoclassical growth model. There are two ways in which this could happen. First,

countable unless  $\Pi^{-1}(R) \in \{\Psi^{-T}(k^*) \mid T = 0, 1, 2, \dots\}$ , which occurs only for a nongeneric set of parameter values. (When this last condition holds, there exists a positive measure of the initial conditions for which the dynamics converges to the unstable  $k^*$ ; that is,  $k^*$  is a *Milnor attractor*. This possibility, in spite of its nongenericity, plays a crucial key for understanding the bifurcation structure of this dynamics. See Sushko et al. (2013) for more detail.)

<sup>19</sup>Note  $K < K\phi(1/K)$  for any  $K$ , because  $K\phi(1/K) = K\Pi(K) + W(K) > W(K) = K$ . Matsuyama (2001) offers a detailed discussion for the cases where  $m < K$  and  $m > K\phi(1/K)$ .



The presence of the profitable trading operation has nontrivial effects on the dynamics when the economy is in region C, D, or E, i.e., when  $\lambda$  is neither too high nor too low. In particular, in the cases of regions D and E, the traders face the binding borrowing constraint in the neighborhood of the steady state. The agency problem associated with the Bad is significant enough (i.e.,  $\lambda$  is not too high) that the credit continues to flow into the Good, even if its rate of return is strictly less than  $R$ . Of course, the traders are eager to take advantage of the lower equilibrium rate of return, but some of them are unable to do so, because of their borrowing constraint. If  $\lambda$  is not too low, an improvement in net worth would ease the borrowing constraint, which drives up the equilibrium rate. This

is because, with a higher net worth, they need to borrow less, and hence they are able to guarantee the lender a higher rate of return. A rise of the equilibrium rate of return in turn causes a decline in the investment in the business sector, which reduces the net worth of the agents in the next period. When  $\lambda$  is relatively high (i.e., if the economy is in region D), this effect is not strong enough to make the steady state unstable. When  $\lambda$  is relatively low (i.e., if the economy is in region E), this effect is strong enough to make the steady state unstable and generates endogenous fluctuations.<sup>20</sup> Thus, the following corollary can be stated.

**COROLLARY 1.** *Suppose  $K < m < K\phi(1/K)$ . For any  $R > \Pi(K)$ , endogenous fluctuations occur (almost surely) for some intermediate value of  $\lambda$ .*

This corollary is the main conclusion of the basic model. *Endogenous credit cycles occur when the Bad are sufficiently profitable (a high  $R$ ) and when their agency problem is large enough that the agents cannot finance it when their net worth is low, but small enough that the agents can finance it when their net worth is high.*

Region D is also of some interest, because the local convergence toward the steady state is oscillatory and the transitional dynamics is cyclical. If the economy is hit by recurrent shocks, the equilibrium dynamics exhibit considerable fluctuations.<sup>21</sup> A quick look at Proposition 1D (and Figure 3) verifies that a sufficiently high  $R$  ensures that the economy is in Region D. Thus, another corollary can be stated.

**COROLLARY 2.** *For any  $\lambda \in (0, 1)$ , the dynamics around the steady state is oscillatory for a sufficiently high  $R$ .*

The intuition behind this result is easy to grasp. In the presence of the agency problem, the traders' borrowing constraint becomes binding if they are sufficiently eager to invest, i.e., when the Bad are sufficiently profitable.

Note that Propositions 1D and 1E give the conditions under which the model generates locally oscillatory convergence and endogenous fluctuations for almost all initial conditions. They are silent about the global dynamics. However, it is possible to show that the equilibrium trajectory can be characterized by stable cycles of any period, as well as chaotic behavior. I am currently working on the detailed characterization of the parameter configurations for these cycles and chaos; see, for example, Sushko et al. (2013).

#### 4. REINTRODUCING THE BORROWING CONSTRAINT INTO THE BUSINESS SECTOR

So far, we have analyzed the equilibrium trajectory under the assumption that  $\lambda_1 = 1 > \lambda_2 = \lambda$ . We are now going to show that, for any  $\lambda_2 = \lambda < 1$ , a small reduction in  $\lambda_1$  from  $\lambda_1 = 1$  does not affect the equilibrium trajectory.

<sup>20</sup>Technically speaking, as the economy crosses  $\lambda R = \Pi(h(m))[1 - W(h(m))/m]$  from region D to region E, the steady state undergoes a *flip bifurcation*.

<sup>21</sup>In addition, there are endogenous fluctuations in region D, when the flip bifurcation that occurs at the boundary of D and E is of *subcritical* type. In this case, a pair of period-2 cycles—one stable and one unstable—coexist with the stable  $k^*$  near the boundary on the side of region D. See Sushko et al. (2013).

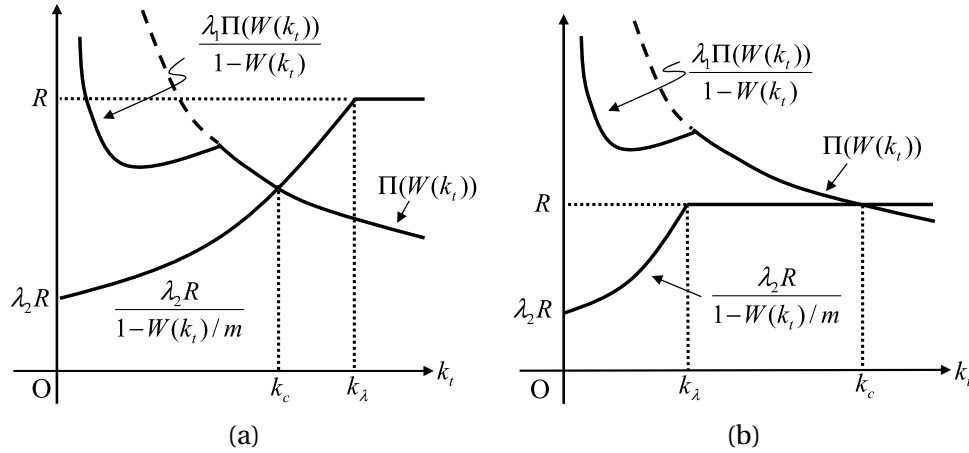


FIGURE 4. Pledgeable returns of the Good and the Bad. (a) ( $k_\lambda > k_c$ ). (b) ( $k_\lambda < k_c$ ).

Recall that the entrepreneurs start firms when both (1) and (3) are satisfied. Assumption A4 ensures that some entrepreneurs are active,  $k_{t+1} > 0$ ; hence both (1) and (3) hold in equilibrium. Furthermore,  $k_t \leq K$  ensures that  $k_{t+1} = W(k_t) - mx_{t+1} \leq W(k_t) \leq W(K) = K < \mu_1$ . Therefore, at least (1) or (3) must be binding; hence

$$\Pi(k_{t+1}) / \max\{[1 - W(k_t)]/\lambda_1, 1\} = r_{t+1}. \quad (17)$$

The credit market equilibrium is given by (5), (6), and (17). It is easy to see that, given  $k_t$ , these equations jointly determine  $k_{t+1}$  uniquely.

Let us find the condition under which the map given in (8) solves the credit market equilibrium determined by (5), (6), and (17). First, for any  $k_t \geq k_c$ , (8) solves the credit market equilibrium if and only if the entrepreneurs do not face the binding borrowing constraint, that is, when (17) is  $\Pi(k_{t+1}) = r_{t+1}$ , i.e.,  $W(k_t) \geq 1 - \lambda_1$  for all  $k_t \geq k_c$ . The condition for this is  $\lambda_1 \geq 1 - W(k_c)$ . Then, for (8) to be the equilibrium, it suffices to show that  $x_{t+1} = 0$  and  $k_{t+1} = W(k_t)$  solve (5), (6), and (17) for  $k_t < k_c$ . This condition is given by

$$R / \max\{[1 - W(k_t)/m]/\lambda_2, 1\} \leq \begin{cases} \lambda_1 \Pi(W(k_t)) / [1 - W(k_t)] & \text{if } k_t < k_{\lambda_1} \\ \Pi(W(k_t)) & \text{if } k_{\lambda_1} \leq k_t < k_c, \end{cases} \quad (18)$$

where  $k_{\lambda_1}$  is defined implicitly by  $W(k_{\lambda_1}) \equiv 1 - \lambda_1$  and satisfies  $k_{\lambda_1} < k_c$ . Equation (18) is illustrated by Figure 4(a) (for  $k_c < k_\lambda$ ) and 4(b) (for  $k_c > k_\lambda$ ). By definition of  $k_c$ , the left hand side of (18) is strictly less than  $\Pi(W(k_t))$  for all  $k_t < k_c$ . Since the right hand side of (18) converges to  $\Pi(W(k_t))$ , as  $\lambda_1$  approaches 1, there exists  $\lambda'_1 < 1$  such that (18) holds for  $\lambda_1 \in [\lambda'_1, 1]$ . Since the left hand side of (18) weakly increases with  $\lambda_2$ , the lowest value of  $\lambda_1$  for which (18) holds,  $\lambda'_1$ , is weakly increasing in  $\lambda_2$ . It is also easy to see that (18) is violated for a sufficiently small  $\lambda_1$ ; hence,  $\lambda'_1 > 0$ . Furthermore, for any  $\lambda_1 > 0$ , (18) holds for a sufficiently small  $\lambda_2 > 0$ . Thus,  $\lambda'_1$  approaches 0 with  $\lambda_2$ . One can thus draw the following conclusion.

PROPOSITION 2. *For any  $\lambda_2 = \lambda \in (0, 1)$ , there exists  $\Lambda(\lambda_2) \in (0, 1)$ , such that, for  $\lambda_1 \in [\Lambda(\lambda_2), 1]$ , the equilibrium dynamics is independent of  $\lambda_1$ .<sup>22</sup> The function  $\Lambda$  is nondecreasing in  $\lambda_2$  and satisfies  $\Lambda(\lambda_2) \geq 1 - W(k_c)$ , and  $\lim_{\lambda_2 \rightarrow 0} \Lambda(\lambda_2) = 0$ .*

Proposition 2 thus means that the analysis need not be changed as long as  $\lambda_1$  is sufficiently high. In particular, Proposition 1 and its corollaries are all unaffected.

Even with a weaker condition on  $\lambda_1$ , the possibility of endogenous fluctuations survives. When  $\lambda_1 < \Lambda(\lambda_2)$ , the map depends on  $\lambda_1$ , but shifts continuously as  $\lambda_1$  changes. Therefore, as long as the reduction is small enough,  $k^*$  is unaffected and remains the only steady state of the map. Therefore, as long as  $\lambda_2 = \lambda$  satisfies the condition given in Proposition 1E, the map generates endogenous fluctuations, because its unique steady state is unstable.

The above analysis thus shows that the key mechanism in generating endogenous fluctuations is that an improved economic condition eases the borrowing constraints for the Bad more than for the Good, so that the saving is channeled into the former at the expense of the latter. The assumption made earlier that the Good face no borrowing constraint itself is not crucial for the results obtained so far.

## 5. THE GOOD, THE BAD, AND THE UGLY: INTRODUCING A CREDIT MULTIPLIER

Most recent studies in the macroeconomics of credit frictions, such as Bernanke and Gertler (1989) and Kiyotaki and Moore (1997), have stressed a *credit multiplier* effect. An increase in net worth stimulates business investment by easing the borrowing constraint of the entrepreneurs, which further improves their net worth, leading to more business investment. This introduces *persistence* into the system. The model developed above has no such credit multiplier effect.<sup>23</sup> Quite to the contrary, the mechanism identified may be called a *credit reversal* effect, because an increase in net worth stimulates trading at the expense of business investment, leading to a deterioration of net worth. This introduces *instability* into the system. Of course, these two mechanisms are not mutually exclusive. Combining the two is not only feasible but also useful because it adds some realism to the equilibrium dynamics. In an extension of the model shown below, both credit multiplier and reversal effects are present, and the equilibrium dynamics exhibits persistence at a low level of economic activities and instability at a high level.<sup>24</sup>

<sup>22</sup>The function  $\Lambda$  also depends on other parameters of the model,  $m$ ,  $R$ , and  $K$ , as well as the functional form of  $\phi$ .

<sup>23</sup>In the model above, an increase in net worth leads to an increase in business investment when  $k_t < k_c$ . This occurs because an increase in net worth leads to an increase in aggregate savings, all of which are used to finance the investment in the business sector. The aggregate investment in the business sector is independent of whether the entrepreneurs face the borrowing constraint. Therefore, it should not be interpreted as the credit multiplier effect.

<sup>24</sup>The extension presented below also serves a second purpose. In the previous models, the Bad—the only alternative to the Good—not only generate less demand spillovers, but also face tighter borrowing constraints. This might give the reader a false impression that these two features—less spillovers and tighter borrowing constraints—must go together to have instability and fluctuations. Adding a third type of

The model discussed in the last section is now modified to allow the young agents to have access to a storage technology, which transforms one unit of the final good in period  $t$  into  $\rho$  units of the final good in period  $t + 1$ . The storage technology is available to all the young agents. Furthermore, it is divisible, so that the agents can invest, regardless of their level of net worth. It is assumed that the gross rate of return on storage satisfies  $\rho \in (\lambda_2 R, R)$ . This restriction ensures that storage dominates trading when net worth is low, while trading dominates storage when net worth is high. That is, the economy now has the following three types of the investment: (i) *the Good* (business investment), which are profitable, relatively easy to finance, and generate demand for the labor endowment held by the next generation of agents; (ii) *the Bad* (trading), which are profitable, relatively difficult to finance, and generate no demand for the labor endowment; and (iii) *the Ugly* (storage), which are unprofitable, need not be financed, and generate no demand for the endowment.

Let  $s_t$  be the total units of the final good invested in storage at the end of period  $t$ . Then the credit market equilibrium condition is now given by

$$mx_{t+1} \begin{cases} = m\mu_2 & \text{if } r_{t+1} < R(W(k_t)) \\ \in [0, m\mu_2] & \text{if } r_{t+1} = R(W(k_t)) \\ = 0 & \text{if } r_{t+1} > R(W(k_t)) \end{cases} \quad (5)$$

$$\Pi(k_{t+1})/\max\{[1 - W(k_t)]/\lambda_1, 1\} = r_{t+1} \quad (17)$$

$$s_t \begin{cases} = 0, & \text{if } r_{t+1} > \rho \\ \geq 0, & \text{if } r_{t+1} = \rho \\ = \infty, & \text{if } r_{t+1} < \rho \end{cases} \quad (19)$$

$$k_{t+1} = W(k_t) - mx_{t+1} - s_t. \quad (20)$$

Equations (5) and (17) are reproduced here for easy reference. Introducing the storage technology does not make any difference in the range where  $r_{t+1} > \rho$ . If the storage technology is used in equilibrium, the equilibrium rate of return must be  $r_{t+1} = \rho$ .

Characterizing the credit market equilibrium and the equilibrium trajectory determined by (5), (17), (19), and (20) for the full set of parameter values requires one to go through a large number of cases. Furthermore, in many of these cases, the presence of the storage technology does not affect the properties of the equilibrium dynamics fundamentally. In what follows, let us report one representative case, in which the introduction of the storage technology creates some important changes. More specifically, let us consider the case where the following conditions hold. First,  $R$  and  $\lambda_2 = \lambda$  satisfy the conditions given in Proposition 1E. This ensures that  $k_c < k^* < k_\lambda$ . Second,  $\rho$  is neither too low nor too high so that  $k_c < k_\rho < k^*$ , where  $k_\rho$  is implicitly defined by  $R(W(k_\rho)) \equiv \rho$ . Third,  $\lambda_1$  is large enough that  $k_{\lambda_1} < k_\rho$ , and small enough that the right hand side of (18) is greater than  $\rho$  for  $k_t < k'$  and smaller than  $\rho$  for  $k_t > k'$ .

projects, with less spillovers and less borrowing constraints, shows that this is not the case. What is needed for endogenous fluctuations is that *some* profitable projects have less spillovers than others and can be financed only at a high level of economic activities.



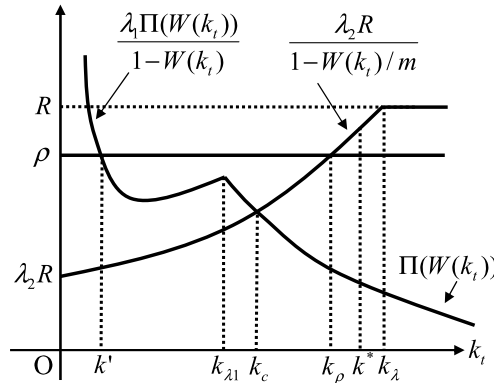


FIGURE 5. Pledgeable returns of the Good, the Bad, and the Ugly.

(It is feasible to find such  $\lambda_1$  because  $k_c < k_\rho$ .) These conditions are illustrated in Figure 5.<sup>25</sup>

Then, for  $k_t < k'$ , the business profit is so high that all the saving goes to the investment in the business sector and  $x_{t+1} = s_t = 0$ . For  $k' < k_t < k_\rho$ , some saving goes to the storage,  $s_t > 0$ , and hence  $r_{t+1} = \rho > R(W(k_t))$ , and the trading remains inactive,  $x_{t+1} = 0$ . Within this range, the borrowing constraint is binding for the entrepreneurs when  $k' < k_t < k_{\lambda_1}$ , and the profitability constraint is binding for the entrepreneurs when  $k_{\lambda_1} < k_t < k_\rho$ . For  $k_\rho < k_t < \min\{k_\lambda, k_{cc}, K\}$ , the storage technology is not used,  $s_t = 0$ . The entrepreneurs, whose borrowing constraint is not binding, compete for the credit with the traders who become active and face the binding borrowing constraint, and the interest is given by  $r_{t+1} = R(W(k_t)) > \rho$ . The unstable steady state,  $k^*$ , shown in Proposition 1E, is located in this range.

The equilibrium dynamics is thus governed by the map

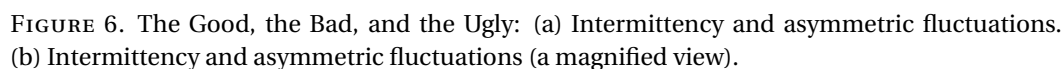
$$k_{t+1} = \Psi(k_t) \equiv \begin{cases} W(k_t) & \text{if } k_t \leq k' \\ \Pi^{-1}(\rho[1 - W(k_t)]/\lambda_1) & \text{if } k' < k_t \leq k_{\lambda_1} \\ \Pi^{-1}(\rho) & \text{if } k_{\lambda_1} < k_t \leq k_\rho \\ \Pi^{-1}(\lambda_2 R/[1 - W(k_t)/m]) & \text{if } k_\rho < k_t \leq \min\{k_\lambda, k_{cc}\} \\ \Pi^{-1}(R) & \text{if } k_\lambda < k_t \leq k_{cc} \\ W(k_t) - m\mu_2 & \text{if } k_t \geq k_{cc}, \end{cases} \quad (21)$$

where  $k'$  is given implicitly by  $\lambda_1 \Pi(W(k'))/[1 - W(k')] \equiv \rho$ . Equation (21) differs from (8) for  $k' < k_t < k_\rho$ , where some saving goes to the storage technology and the rate of return is fixed at  $\rho$ . In particular, for  $k' < k_t < k_{\lambda_1}$ , the investment in the business sector is determined by the borrowing constraint

$$W(k_t) = 1 - \lambda_1 \Pi(k_{t+1})/\rho.$$

In this range, an increase in the net worth,  $W(k_t)$ , eases the borrowing constraint of the entrepreneurs, so that their investment demand goes up. Instead of pushing the

<sup>25</sup>In Figure 5,  $k_{\lambda_1} < k_c$ . This need not be the case and is not essential for the discussion in the text.



The crucial feature of the dynamics governed by (21) is that the credit multiplier effect is operative at a lower level of activities, while the credit reversal effect is operative at a higher level, including in the neighborhood of the unstable steady state,  $k^*$ . In this sense, this model is a hybrid of the model developed earlier and of a credit multiplier model à la Bernanke–Gertler.

<sup>26</sup>Note that this restriction is weaker than the restriction,  $W(k_c) \leq \min\{k_\lambda, k_{cc}\}$ , because  $k_c < k_\rho$  implies  $\Pi(W(k_c)) = R(W(k_c)) < R(W(k_\rho)) = \rho$ , hence  $W(k_c) > \Pi^{-1}(\rho)$ .

have additional steady states in  $(k', k_{\lambda_1})$ .<sup>27</sup> The following proposition gives the exact condition under which this happens.

**PROPOSITION 3.** *Let  $k^*$  be the (unstable) steady state in Proposition 1E.*

- A. *If  $\lambda_1 < 1 - W(h(1))$  and  $\lambda_1 < \rho h(1)$ , the equilibrium dynamics governed by (21) has, in addition to  $k^*$ , two other steady states,  $k_1^{**}, k_2^{**} \in (k', k_{\lambda_1})$ . They satisfy  $k_1^{**} < h(1) < k_2^{**}$ , and  $k_1^{**}$  is stable and  $k_2^{**}$  is unstable.*
- B. *If  $\lambda_1 < 1 - W(h(1))$  and  $\lambda_1 = \rho h(1)$ , the equilibrium dynamics governed by (21) has, in addition to  $k^*$ , another steady state,  $k^{**} = h(1) \in (k', k_{\lambda_1})$ , which is stable from below and unstable from above.*
- C. *Otherwise,  $k^*$  is the unique steady state of (21).*

For a proof, see the Appendix.

If  $\lambda_1 > 1 - W(h(1))$  or  $\lambda_1 > \rho h(1)$ , neither condition given in Proposition 3A or 3B holds; endogenous fluctuations clearly survive, because the map has a unique steady state,  $k^*$ , which is unstable. Even if  $\lambda_1 < 1 - W(h(1))$  and  $\lambda_1 \leq \rho h(1)$ , the equilibrium dynamics may still exhibit endogenous fluctuations in  $I \equiv [\Psi^2(k_\rho), \Psi(k_\rho)]$ . This is because, if  $h(1) < \Psi^2(k_\rho)$ , then  $k_2^{**} < \Psi^2(k_\rho)$  as long as  $\lambda_1$  is not too much lower than  $\rho h(1)$ , and hence the map has a unique steady state in  $I$ ,  $k^*$ , which is unstable, and, for any initial condition in  $I$ , the equilibrium trajectory never leaves  $I$ .

The above argument indicates that as long as  $\lambda_1$  is not too small (or  $\rho$  is not too large), the introduction of the credit multiplier effect does not affect the result that the borrowing-constrained investment in trading generates endogenous fluctuations. This does not mean, however, that the credit multiplier effect has little effect on the nature of fluctuations. The introduction of the credit multiplier effect, by shifting down the map below  $k_{\lambda_1}$ , can slow down an economic expansion, thereby creating asymmetry in business cycles. This is most clearly illustrated by Figure 6(b), which magnifies the dynamics on the trapping interval,  $I$ , for the case where  $\Psi^2(k_\rho) < h(1) < k_{\lambda_1}$ . If  $\lambda_1 = \rho h(1)$ , as indicated in Proposition 3B, the map is tangent to the 45° line at  $h(1)$ , which creates an additional steady state,  $k^{**} = h(1)$ . This additional steady state is stable from below but unstable from above, and there are *homoclinic orbits*, which leave from  $k^{**}$ , and converge to  $k^{**}$  from below.<sup>28</sup> Starting from this situation, let  $\lambda_1$  go up slightly. As indicated in Proposition 3C, such a change in the parameter value makes the steady state,  $k^{**}$ , disappear, and the map is left with the unique steady state,  $k^*$ , in its downward-sloping segment, which is unstable.<sup>29</sup> The credit multiplier effect is responsible for the segment where the map is increasing and stays above but very close to the 45° line. Thus, the equilibrium dynamics displays *intermittency*, as a tangent bifurcation eliminates the tangent point,  $k^{**}$ , and its homoclinic orbits. The equilibrium trajectory occasionally

<sup>27</sup>Since  $k_\rho < k^* < \Pi^{-1}(\rho)$ , the map does not intersect with the 45° line in  $[k_{\lambda_1}, k_\rho]$ .

<sup>28</sup>More generally, an orbit,  $\{k_t\}_{-\infty}^{+\infty}$ , is *homoclinic* if there exists a periodic point,  $p$ , such that  $\lim_{t \rightarrow \pm\infty} k_t = p$ .

<sup>29</sup>Technically speaking, this is known as a *fold* or *tangent bifurcation*.

has to travel through the narrow corridor. The trajectory stays in the neighborhood of  $h(1)$  for a possibly long time, as the economy's business sector expands gradually. Then the economy starts to accelerate through the credit multiplier effect. At the peak, the traders start to invest. Then the economy plunges into a recession (possibly after going through a period of high volatility, as the trajectory oscillates around  $k^*$ ). Then, at the bottom, the economy begins its slow and long process of expansion. The map depicted in Figure 6(b) is said to display intermittency, because its dynamic behavior is characterized by relatively long periods of small movements punctuated by intermittent periods of seemingly random-looking movements.<sup>30</sup>

## 6. CONCLUDING REMARKS

This paper has presented dynamic general equilibrium models of imperfect credit markets in which the economy fluctuates endogenously along its unique equilibrium path. The model is based on the heterogeneity of investment projects. In the basic model, there are two types of projects: the Good and the Bad. The Good require the inputs supplied by others. By generating demand for the inputs, the Good improve the net worth of other borrowers. The Bad are independently profitable, so they generate less demand spillovers than the Good. Furthermore, the Bad are subject to the borrowing constraint so that the agents need to have a high level of net worth to be able to initiate the Bad projects. When the net worth is low, the agents cannot finance the Bad and all the credit goes to the Good, even when the Bad are more profitable than the Good. This overinvestment to the Good creates a boom, leading to an improved net worth. The agents are now able to invest in the Bad. This shift in the composition of the credit from the Good to the Bad at the peak of the boom causes a decline in net worth. The whole process repeats itself. Endogenous fluctuations occur because the Good breed the Bad and the Bad destroy the Good. An extension of the basic model introduces a third type of projects, the Ugly, which are unprofitable and contribute nothing to improve borrower net worth, but are subject to no borrowing constraints. In this extended model, when the net worth is low, the Good compete with the Ugly, which act as a drag, creating the credit multiplier effect. When the net worth is high, the Good compete with the Bad, creating the credit reversal effect. By combining the two effects, this model generates asymmetric fluctuations, along which the economy experiences a long and slow process of recovery, followed by a rapid expansion and then, possibly after periods of high volatility, plunges into a recession.

Several cautions should be made when interpreting the message of this paper. First, the Good (the Bad) are defined as the profitable investment projects that contribute more (less) to improve the net worth of the next generation of agents. These effects

<sup>30</sup>What is significant here is that the introduction of the credit multiplier effect can create the intermittency, *regardless* of the functional form of  $\phi$ . Even without the credit multiplier effect, one can always choose a functional form of  $\phi$ , so as to make the function  $W(k) = \Psi(k)$  come close to the 45° line below  $k_c$  to generate the intermittency phenomenon. In this sense, the presence of the credit multiplier effect is not necessary for the intermittency. It simply makes it more plausible.

operate solely through changes in the competitive prices. They are based entirely on pecuniary externalities, not on technological externalities. Therefore, one should not interpret a shift of the credit from the Good to the Bad as a sign of inefficiency. Of course, more credit to the Bad means bad news for the next generation of agents, but it is also a consequence of good news for the current generation of agents, i.e., their net worth is high.

Second, one should not hold the Bad solely responsible for credit cycles. True, the presence of the Bad is essential for credit cycles. If the Bad were removed from the models (or if they were made irrelevant by reducing  $R$  or  $\lambda$  so as to move the economy from region E to region A of Figure 3), the dynamics monotonically converges, as in the standard neoclassical growth model. Furthermore, the credit reversal takes place when the saving begins to flow into the Bad. However, it is misleading to say that the credit extended to the Bad is the cause of credit cycles. This is because credit cycles can also be eliminated if more credit is extended to the Bad. Recall that if the agency cost associated with the Bad is made sufficiently small (a large  $\lambda$ ), the economy moves from region E to region B in Figure 3. One reason why endogenous fluctuations occur in region E is that the agency cost associated with the Bad is large enough that the saving continues to flow into the Good, even after the profitability of the Good becomes lower than that of the Bad. Without this overinvestment in the Good, there would not be a boom. And without the boom that precedes it, the credit reversal could not happen. Viewed this way, one might be equally tempted to argue that the credit extended to the Good is the cause of credit cycles. It is more appropriate to interpret that the heterogeneity of the investment projects and the changing composition of the credit are the causes of credit cycles, and it should not be attributed solely to the credit extended to the Good or to the credit extended to the Bad.

Third, even though the credit market frictions play a critical role in generating credit cycles, our analysis does not suggest that economies with less developed financial markets are more vulnerable to instability. As shown in Figure 3, endogenous cycles occur for an intermediate range of the credit market imperfections. Thus, an improvement in the credit market could introduce instability into the system. In addition, one should not conclude that a significant improvement in the credit market could eliminate endogenous cycles. In the formal analysis, we assumed that there is one type of Bad projects, but this was only for convenience. In reality, there might be arbitrarily many types of Bad projects, and each type could generate instability for a different range of the credit market imperfection. Then any further improvement in the credit market may simply replace some types of Bad projects by other types of Bad projects, in which case instability would never be eliminated.

Fourth, by demonstrating recurrent fluctuations through the iterations of the time-invariant deterministic nonlinear maps, this paper is not trying to argue that exogenous shocks are unimportant to understanding economic fluctuations. What it suggests is that exogenous shocks do not need to be large—indeed, they can be arbitrarily small—to generate large fluctuations. It would be interesting to extend the model to add some exogenous shocks and investigate the interplay between the shocks and the internal destabilizing mechanism of the nonlinear system. For example, consider adding some

exogenous recurrent technology shocks to the final goods production, which affects the profitability of the Good projects. Imagine, in particular, such an extension in the hybrid model of [Section 5](#): It would shake the nonlinear map of (21) up and down. Suppose that, for most of the times, the shocks are so small that the map satisfies the condition given in [Proposition 3A](#), so that the equilibrium dynamics oscillates around the unique stable steady state,  $k_1^{**}$ , and hence can be described by the credit multiplier model a la Bernanke–Gertler. Every once in a while, the shocks are just large enough to push up the map so that it briefly satisfies the condition given in [Proposition 3C](#). Then, after such shocks, the economy experiences a rapid expansion, and possibly after a period of high volatility, plunges into a recession, from which the economy recovers slowly to the old steady state. Such an extension may be useful for understanding why credit market frictions, while introducing persistence into the investment dynamics most of the times, also make the economy subject to intermittent episodes of “mania, panics, and crashes,” as described in [Kindleberger \(1996\)](#), without relying on any irrationality.

#### APPENDIX: PROOF OF PROPOSITION 3

Because the introduction of the storage technology changes the map only for  $(k', k_\rho)$ , and since  $k_\rho < k^* < \Pi^{-1}(\rho)$  implies  $\Psi(k_t) > k_t$  in  $[k_{\lambda_1}, k_\rho)$ , the dynamical system, (21), could have additional steady states only in  $(k', k_{\lambda_1})$ , where it is given by

$$k_{t+1} = \Psi(k_t) = \Pi^{-1}(\rho[1 - W(k_t)]/\lambda_1). \quad (*)$$

By differentiating (\*) and then setting  $k_t = k_{t+1} = k^{**}$ , the slope of the map at a steady state in this range is equal to  $\Psi'(k^{**}) = -\rho W'(k^{**})/\Pi'(k^{**})\lambda_1 = \rho k^{**}/\lambda_1$ , which is increasing in  $k^{**}$ . Since  $\Psi$  is continuous, and  $\Psi(k') > k'$  and  $\Psi(k_{\lambda_1}) > k_{\lambda_1}$  hold, this means that either

- (i) the map intersects with the 45° line twice at  $k_1^{**}$  and  $k_2^{**} > k_1^{**}$
- (ii) it is tangent to the 45° line at a single point,  $k^{**} \in (k', k_{\lambda_1})$  and  $\Psi(k_t) > k_t$  in  $(k', k_{\lambda_1}) \setminus \{k^{**}\}$

or

- (iii)  $\Psi(k_t) > k_t$  in  $(k', k_{\lambda_1})$ .

Consider the case of (ii). Then  $\rho k^{**}/\lambda_1 = 1$  and  $k^{**} = \Pi^{-1}(\rho[1 - W(k^{**})]/\lambda_1)$ , which imply that  $\Pi(k^{**})k^{**} + W(k^{**}) = \phi(1/k^{**})k^{**} = 1$  or  $k^{**} = h(1) = \lambda_1/\rho$ . Thus,  $\lambda_1 = \rho h(1)$  implies that (\*) is tangent to the 45° line at  $k^{**} = h(1)$ . Furthermore,  $h(1) = \Psi(h(1)) < W(h(1))$  implies that  $\lambda_1 \Pi(W(h(1)))/[1 - W(h(1))] < \lambda_1 \Pi(h(1))/[1 - W(h(1))] = \lambda_1/h(1) = \rho = \lambda_1 \Pi(W(k'))/[1 - W(k')]$  or, equivalently,  $k^{**} = h(1) > k'$ , and  $\lambda_1 < 1 - W(h(1))$  implies that  $k^{**} = h(1) < k_{\lambda_1}$ . This proves [Proposition 3B](#). The case of (i) can always be obtained by increasing  $\rho$  from the case of (ii), which shifts down the map to create a stable steady state at  $k_1^{**} < h(1)$  and an unstable steady state at  $k_2^{**} > h(1)$ . This proves [Proposition 3A](#). Otherwise, (iii) must hold, i.e., the map must lie above the 45° line over the entire range, in  $(k', k_{\lambda_1})$ , which completes the proof of [Proposition 3](#).

## REFERENCES

- Aghion, Philippe, Abhijit Banerjee, and Thomas Piketty (1999), "Dualism and macroeconomic volatility." *Quarterly Journal of Economics*, 114, 1359–1397. [626]
- Azariadis, Costas and Bruce D. Smith (1998), "Financial intermediation and regime switching in business cycles." *American Economic Review*, 88, 516–536. [626]
- Bernanke, Ben and Mark Gertler (1989), "Agency costs, net worth, and business fluctuations." *American Economic Review*, 79, 14–31. [625, 642, 645]
- Boldrin, Michele and Michael Woodford (1990), "Equilibrium models displaying endogenous fluctuations and chaos: A survey." *Journal of Monetary Economics*, 25, 189–222. [624]
- Diamond, Peter A. (1965), "Government debt in a neoclassical growth model." *American Economic Review*, 55, 1126–1150. [627]
- Freixas, Xavier and Jean-Charles Rochet (1997), *Microeconomics of Banking*. MIT Press, Cambridge, Massachusetts. [633]
- Guesnerie, Roger and Michael Woodford (1992), "Endogenous fluctuations." In *Advances in Economic Theory, Volume II* (Jean-Jacques Laffont, ed.), 289–412, Cambridge University Press, New York. [624]
- Hawtrey, Ralph G. (1913), *Good and Bad Trade: An Inquiry Into the Causes of Trade Fluctuations*. Constable, London. [624]
- Hirschman, Albert O. (1958), *The Strategy of Economic Development*. Yale University Press, New Haven, Connecticut. [624]
- Kindleberger, Charles P. (1996), *Manias, Panics, and Crashes: A History of Financial Crises*, third edition. Wiley, New York. [624, 649]
- Kiyotaki, Nobuhiro and John H. Moore (1997), "Credit cycles." *Journal of Political Economy*, 105, 211–248. [625, 642]
- Matsuyama, Kiminori (2001), "Good and bad investment: An inquiry into the causes of credit cycles." Discussion Paper 1335, Center for Mathematical Studies in Economics and Management Science, Northwestern University. [638]
- Matsuyama, Kiminori (2004), "The good, the bad, and the ugly: An inquiry into the causes and nature of credit cycles." Discussion Paper 1391, Center for Mathematical Studies in Economics and Management Science, Northwestern University. [628]
- Matsuyama, Kiminori (2007), "Credit traps and credit cycles." *American Economic Review*, 97, 503–516. [626, 629]
- Matsuyama, Kiminori (2008), "Aggregate implications of credit market imperfections." In *NBER Macroeconomics Annual 2007* (Daron Acemoglu, Kenneth Rogoff, and Michael Woodford, eds.), 1–60, University of Chicago Press, Chicago. [625, 626, 629]



Minsky, Hyman P. (1975), *John Maynard Keynes*. Columbia University Press, New York. [624]

Minsky, Hyman P. (1982), “The financial instability hypothesis: Capitalistic processes and the behavior of the economy.” In *Financial Crises* (Charles P. Kindleberger and Jean Pierre Laffargue, eds.), 13–29, Cambridge University Press, Cambridge. [624]

Murray, James D. (1989), *Mathematical Biology*. Springer, Berlin. [625]

Sushko, Iryna, Laura Gardini, and Kiminori Matsuyama (2013), “Superstable credit cycles.” Unpublished paper. [638, 640]

Tirole, Jean (2006), *The Theory of Corporate Finance*. Princeton University Press, Princeton. [629]

---

Submitted 2011-12-7. Final version accepted 2012-3-15 (minor changes 2013-4-28). Available online 2012-3-15.