

Faia, Ester

Working Paper

Sovereign risk, bank funding and investors' pessimism

CFS Working Paper Series, No. 542

Provided in Cooperation with:

Center for Financial Studies (CFS), Goethe University Frankfurt

Suggested Citation: Faia, Ester (2016) : Sovereign risk, bank funding and investors' pessimism, CFS Working Paper Series, No. 542, Goethe University Frankfurt, Center for Financial Studies (CFS), Frankfurt a. M., <https://nbn-resolving.de/urn:nbn:de:hebis:30:3-416815>

This Version is available at:

<https://hdl.handle.net/10419/146923>

Standard-Nutzungsbedingungen:

Die Dokumente auf EconStor dürfen zu eigenen wissenschaftlichen Zwecken und zum Privatgebrauch gespeichert und kopiert werden.

Sie dürfen die Dokumente nicht für öffentliche oder kommerzielle Zwecke vervielfältigen, öffentlich ausstellen, öffentlich zugänglich machen, vertreiben oder anderweitig nutzen.

Sofern die Verfasser die Dokumente unter Open-Content-Lizenzen (insbesondere CC-Lizenzen) zur Verfügung gestellt haben sollten, gelten abweichend von diesen Nutzungsbedingungen die in der dort genannten Lizenz gewährten Nutzungsrechte.

Terms of use:

Documents in EconStor may be saved and copied for your personal and scholarly purposes.

You are not to copy documents for public or commercial purposes, to exhibit the documents publicly, to make them publicly available on the internet, or to distribute or otherwise use the documents in public.

If the documents have been made available under an Open Content Licence (especially Creative Commons Licences), you may exercise further usage rights as specified in the indicated licence.

No. 542

Ester Faia

Sovereign Risk, Bank Funding and Investors' Pessimism

The CFS Working Paper Series

presents ongoing research on selected topics in the fields of money, banking and finance. The papers are circulated to encourage discussion and comment. Any opinions expressed in CFS Working Papers are those of the author(s) and not of the CFS.

The Center for Financial Studies, located in Goethe University Frankfurt's House of Finance, conducts independent and internationally oriented research in important areas of Finance. It serves as a forum for dialogue between academia, policy-making institutions and the financial industry. It offers a platform for top-level fundamental research as well as applied research relevant for the financial sector in Europe. CFS is funded by the non-profit-organization Gesellschaft für Kapitalmarktforschung e.V. (GfK). Established in 1967 and closely affiliated with the University of Frankfurt, it provides a strong link between the financial community and academia. GfK members comprise major players in Germany's financial industry. The funding institutions do not give prior review to CFS publications, nor do they necessarily share the views expressed therein.

Sovereign Risk, Bank Funding and Investors' Pessimism*

Ester Faia
Goethe University Frankfurt and CEPR

First draft: March 2016. This draft: September 2016.

Abstract

Data show that sovereign risk reduces liquidity, increases funding cost and risk of banks highly exposed to it. I build a model that rationalizes this fact. Banks act as delegated monitors and invest in risky projects and in risky sovereign bonds. As investors hear rumors of increased sovereign risk, they run the bank (via global games). Banks could rollover liquidity in repo market using government bonds as collateral, but as sovereign risk raises collateral values shrink. Overall banks' liquidity falls (its cost increases) and so does banks' credit. In this context noisy news (announcements with signal extraction) of consolidation policies are recessionary in the short run, as they contribute to investors and banks pessimism, and mildly expansionary in the medium run. The banks liquidity channel plays a major role in the fiscal transmission.

JEL classification: E5, G3, E6.

Keywords: liquidity risk, sovereign risk, banks' funding costs.

*Correspondence to: Ester Faia, Department of Money and Macro, Theodor Adorno Platz 3, Frankfurt am Main, Germany, faia@wiwi.uni-frankfurt.de.

1 Introduction

The euro area crisis has shown that sovereign risk can have a significant impact on banks' funding composition and cost, hence on their fragility. Prior to the 2009 banks in most euro area countries were highly exposed to sovereign bonds and their exposure is still high by today. As risk spreads on several national bonds soared starting in 2009-2010, banks' funding costs increased and bank's fragility heightened. A BIS[12] report shows that the impact of sovereign risk on banks' funding costs in the euro area materialized through three main channels. First, an *asset-liquidity risk* channel: as sovereign risk raised, overall banks' asset risk raised too and this induced many investors of short term liability to reduce banks' deposits or to run, thereby making liquidity scarce. Second, a *collateral channel*: as bonds' haircuts increased, the collateral value of bonds in the repo market decreased, thereby impairing banks' ability to rollover liquidity. Third, latent factors determine a positive correlation between sovereign and banks' risk, which in turn increases banks' spreads. The first two channels generate endogenous feedback loops and account for the bulk of the transmission between sovereign and banks' risk¹. In this paper I build a model that can account for the first two first channels. I use the model to assess the impact of sovereign risk on the real economy and on banks' fragility. Since the model proves capable of replicating salient stylized facts I also use it as a laboratory economy to examine the anticipatory effects of fiscal policy adjustment.

Banks in my model hold and choose short term liabilities (demand deposits) and equity capital and invest in risky firms' loans and risky government bonds. Loans are risky since firms might exert low effort and impair the projects' success probability, hence inducing moral hazard between firms and banks. Government bonds embed a risk term premium, modelled based on the approach of the debt limits. Banks exist since they act as delegated monitors of risky assets on behalf of uninformed investors. The potential moral hazard arising from the delegated relation is disciplined through a contract which allows the banker to extract a rent proportional to the monitoring activity². In this context increases in asset risk, triggered for instance by increases in sovereign risk, impair banks' funding for three reasons. First, short term liabilities are subject to liquidity risk since investors

¹There is also a reverse effect of banks' fragility on the build-up of sovereign risk since banks' bail-out had increased the probability of government default. My model does not tackle this channel, rather the link from sovereign risk to banks' fragility.

²The contractual agreement, which disciplines both the moral hazard between banks and entrepreneurs and the one between banks and investors, is an inter-temporal extension of Holmstrom and Tirole [23] under anonymity.

run when receiving information signals on non-performing banks' asset³. The bank run is modelled through a global game among investors. As news of asset risk (including sovereign risk) reach investors, they become more pessimistic and run the bank. This channel is the one responsible for the link between sovereign risk and falls in core banks' funding availability. Second, increased asset riskiness steepens banks' moral hazard. Investors fears banks' risk-shifting incentives, hence they reduce their supply of funds to banks. To entice investors to participate in the contractual agreement banks have to offer higher rates on short term liabilities. This channel is responsible for the link between sovereign risk and increases in banks' funding costs. Third, banks can insure against liquidity shocks by borrowing in collateralized repo markets. Government bonds serve as collateral. Hence a fall in bond prices, triggered by an increase in sovereign risk, reduces banks' ability to rollover liquidity and to insure unexpected short-falls. Beyond the fall in banks' liquidity the model is also able to account for the ensuing credit crunch. This is so for two reasons. First, lower banks' funding induces the bank to shrink assets, particularly firms' loans. Second, the increased asset risk reduces banks' balance sheet values and forces them to increase optimal equity ratios, which serve as discipline device against moral hazard incentives. The increase in equity capital crowds out banks' funds availability for credit. Incidentally notice that the pro-cyclicality of equity capital to asset risk is a well known fact of banking data, which is well captured in my model.

I assess the quantitative significance of the above channels through two main set of experiments. First, I simulate the model under standard macro (productivity, monetary and fiscal) and by comparing the case with risk-free versus the case with risky government bonds. The model can account well for several stylized facts characterizing the euro area sovereign crisis (highlighted in section 2). In presence of sovereign risk the economy's response to adverse shocks is exacerbated. The ratio of volatilities (in the models with and without sovereign risk) for all macro and banking variables are in line with the ratios observed for distressed countries (Greece, Ireland and Portugal) vis-a-vis non-distressed ones (Germany). The model can also reproduce the positive correlation observed in the data between banks' liquidity spreads and sovereign spreads. Second, I examine the role of sovereign shocks. They are contractionary, shift banks' funding composition away from short

³See Morris and Shin [28] and Carlsson and van Damme [16] among others.

term liability, increase banks' equity ratios and banks' spreads and induce a credit crunch. Increases in sovereign spreads are often anticipated through rating agencies announcements. There is large evidence that news have a significant impact on financial markets and on the real economy⁴. There is even large evidence that news, such as credit rating announcements or politicians' statements about consolidation policies, have an anticipatory impact on sovereign spreads and the real economy⁵. Furthermore, it has been argued that announcements related to a country fiscal fragility might sharpen contractions in distressed countries even beyond what implied by fundamentals⁶. While several models have assessed the impact of news on several fundamentals, none has explored the case of sovereign bonds. For all those reasons I introduce anticipatory effects through aggregate (equal to all investors) news shocks on sovereign risk. The model confirms evidence. News of sovereign distress deepen and prolong the recession. Investors become pessimistic about banks' profitability and withdraw banks' deposits. This in turn triggers the liquidity channel outlined above.

At last, I assess the role of consolidation policies (through tax increases) in the model with sovereign risk⁷. It is worth noticing that in most cases the implementation of consolidation packages is largely perceived as uncertain and announcements are often endangered by Parliamentary discussions and votes. For this reason I introduce noisy signal extraction⁸ into the parameters of the tax rules. Reducing debt has some beneficial effects. Sovereign risk is reduced, and this makes investors and banks feel wealthier. Moreover agents expect lower taxes in the future. However the beneficial effects only materialize at medium horizon, while consolidation announcements are strongly recessionary at short horizons. Agents expect imminent tax hikes, hence reduce consumption. The ensuing fall in output (due to sticky prices) shrinks investment demand, which in turn reduces firms' loans demand and induces banks to increase bank equity ratios. As banks profitability falls (in this case due to lower firms' project profitability) investors run the bank and deposits fall. Banks' profits from bond trading also fall, mainly since investors and bank reduce demand, which in turn reduce bonds' prices. The recessionary effects as well as the liquidity flight associ-

⁴See Leeper, Walker, and Yang [24] for a general formulation of fiscal news and Ehrmann and Sondermann[18] for impact of news on financial markets.

⁵See Almeida et. al. [1], Beetsma et. al. [8], Gande and Parsley[20] among others.

⁶See Orphanides[29] for the effects of stress tests announcements.

⁷Darraq-Paries, Faia and Palenzuela[17] assess the ECB full allotment policy using a similar model.

⁸See Blanchard, L'Huillier and Lorenzoni[10].

ated with announcement of fiscal consolidations is well in line with the episodes characterizing the Greek economy in the summer 2015. The announcement of further austerity measures coupled with the institutional uncertainty surrounding it brought the economy into recession⁹ and produced a deposit flight¹⁰.

The rest of paper is organized as follows. Section 2 presents stylized facts on the link between sovereign risk on the one side and banks' funding costs and fragility on the other. Section 3 describes the model and some analytics highlighting the sovereign/bank links. Section 4 shows quantitative properties of the model. Section 5 concludes. Appendices, figures and tables follow.

2 Stylized Facts and Literature Review

The nexus between banks and sovereign risk had been assessed in other models¹¹ which focused on the impact of sovereign risk on banks' balance sheets values and consequently on the extensibility of banks' credit. While my paper does contain the banks' asset channel of sovereign risk, it also explores further dimensions hinging on the nexus between sovereign exposure and liquidity shortfalls, a channel widely supported by the data. Although bonds in my model are held to increase banks' asset yields and for repo collateral purposes, I do not specifically assess the determinants of banks' demand for bonds, but rather focus on the impact that banks' exposure to them have on banks' funding and risk. Furthermore, my model is related to paper assessing the role of global games for bank runs¹² and to some of the recent paper introducing banking into macro and more specifically to model with banks' moral hazard¹³ and to models introducing banks' runs¹⁴. At last my model is related to papers that assess the role of news shocks on the macroeconomy (see Leeper, Walker and Yang [24] among many others).

The euro area sovereign crisis directed much of the policy maker attention toward the sovereign-bank risk nexus. Empirical evidence showed in particular that sovereign risk impaired banks'

⁹The growth rate registered for July 2015 was -1.7 against a 1.3 registered in the spring of the same year.

¹⁰Between January 2015 and July 2015 corporate and household deposits fell from 164 billions to 122. Several emergency liquidity assistance interventions from the ECB had to be advanced during the same period.

¹¹See Gennaioli et al. [21] among others.

¹²See Morris and Shin [28], [16] Carlsson and van Damme or more recently Anand et. al. [4].

¹³See Meh and Moran[26], Faia [19] among others.

¹⁴See also Angeloni and Faia[2] which introduces fundamental banks' runs, while here I introduce information coordination games.

liquidity and re-financing ability and increased banks' funding costs. This in turn induced a credit crunch. A BIS[12] report on this topic concludes that the main channels behind the sovereign/bank liquidity risk nexus are the *asset-liquidity risk* and the *repo collateral*. For banks highly exposed to government bonds a fall in their price (due to increased risk) reduces profits and increases asset risks: as investors are reached by news of deteriorated banks' asset returns they liquidate short-term liabilities. Second, as bonds' haircuts raise, the collateral value of bonds in the repo market decreases, severing banks' liquidity rollover.

In this section I re-examine those channels using some more updated data. I start by assessing the link between sovereign risk (measured by CDS spreads) and banks' short term liabilities. Data for aggregate short term liabilities over the period 2009Q1-2015Q4 were obtained from the IMF-Financial Statistics Indicators, data for 5 years sovereign CDS from Datastream. The figure 1 below shows the data and the fitted regressions for a sample of selected countries¹⁵.

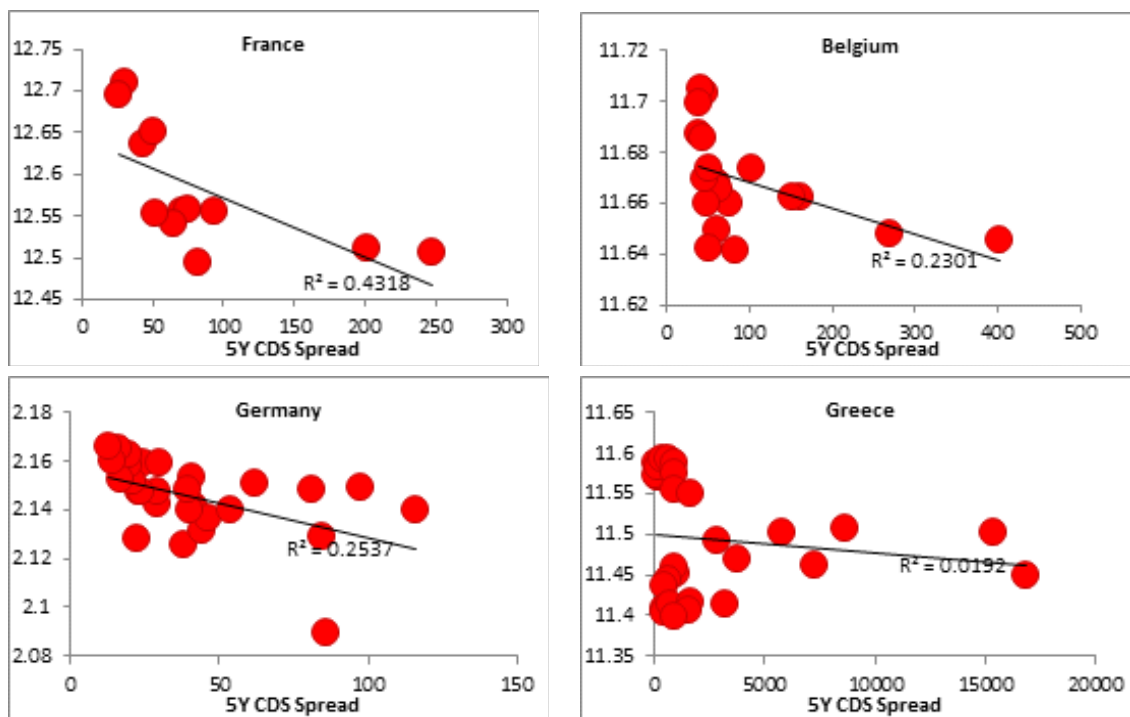


Figure 1. Banks' short-term liabilities versus sovereign CDS spreads over period 2009Q1-2015Q4.

The above figure shows a negative relation between banks' short term liabilities and sovereign

¹⁵Notice that banking data limitations also limit the set of countries. For instance Spain and Ireland could not be included in the selection as they do not have a sufficiently long span for data on STL, while the relation for Italy was positive but non significant.

risk, confirming the sovereign/liquidity nexus. Notice that the significance of this relation for a variety of countries is quite remarkable since it is likely to be the case that banks' liabilities are determined by a variety of other factors. Interestingly the link holds for both Northern as well as Southern European countries and for distressed as well non-distressed countries. Indeed German and French banks were also highly exposed to national sovereign bonds and, albeit in relative terms, an increase in sovereign risk provided a signal of their poorly diversified portfolios.

Second, I examine the link between sovereign risk and banks' funding costs, as proxied by banks' funding spreads. Table 1 shows correlations of banks' CDS spreads (median across all banks in each country) and sovereign CDS spreads for a set of EU countries. Data are monthly and cover the sample period January 2008 to August 2013. For banks highly exposed to sovereign bonds an increase in sovereign risks increases both asset and liability risk. Both facts imply an increase in banks' CDS spreads¹⁶, as shown in Table 1¹⁷.

3 Model with Sovereign and Banks' Liquidity Risk

The macro model economy is populated by households/workers who invest in banks' short term liability (often labelled as uninsured or demand deposits) and risky government bonds, by entrepreneurs who acquire loans from banks to invest in risky projects and by banks, which act as delegated monitors on behalf of investors¹⁸. Production of final goods takes place in a competitive sector which employs capital and labour. A second sector produces physical capital goods. Firms in this sector obtain funds from banks to finance risky investment projects, but have incentives to exert low efforts. Banks obtain funds through short term liabilities and equity capital: they are also prone to moral hazard since monitoring of loans is costly. The dual moral hazard problem is disciplined through a three party contract which leads to endogenous equity ratios. Banks face liquidity risk since investors of short term liabilities can coordinate and run in face of bad news on banks' assets. Banks can insure against liquidity short-falls in a repo market, but this requires collateral in

¹⁶ Also documented Darraq-Paries, Faia and Palenzuela[17].

¹⁷ Notice that for Greece there are some missing data. This might explain the relatively low correlation compared to other countries.

¹⁸ Entrepreneurs and banks are finitely lived and risk neutral agents. The assumption prevents buffer asset accumulation that would overcome the need of external finance. It also allows aggregation via simple averaging of individual optimizing decisions.

the form of government bonds. The fiscal sector features exogenous government spending. Budget deficits are funded through risky bonds and labour taxes, the latter obeying a fiscal rule. From now onward the index h will denote investors variables, the index e will denote entrepreneurs variables and the index b will denote bankers variables.

3.1 Households

A continuum of households consume, work in the production sector, invest in banks' short term liabilities, risky government bonds and physical capital. Households choose the sequence

$\{C_t, H_t, D_{t+1}, B_{t+1}^h\}_{t=0}^{\infty}$ to maximize the following lifetime expected utility:

$$E_0 \left\{ \sum_{t=0}^{\infty} \beta^t [U(C_t) - V(H_t)] \right\} \quad (1)$$

where C_t denotes households consumption and H_t labour hours. Households maximization is subject to the following budget constraint, in real terms, reads as follows:

$$C_t + q_t I_t^h + D_{t+1} + \frac{B_{t+1}^h}{P_t} = (1 + r_{t-1})D_t + r_t^k K_t^h + (1 + r_t^g) \frac{B_t^h}{P_t} + (1 - \tau_t^w) \frac{W_t}{P_t} H_t - \tau_t \quad (2)$$

where physical capital investment evolves according to:

$$K_{t+1}^h = (1 - \delta)K_t^h + I_t^h \quad (3)$$

Households invest in physical capital, I_t^h , at a price, q_t , and receive rental rates, r_t^k , on past invested capital stock, K_t^h . Households also invest in bank demand deposits or short term liabilities, D_{t+1} , which pay a real risk-free rate, $(1 + r_t)$, one period later. Finally they invest in government bonds, $\frac{B_{t+1}^h}{P_t}$, which pay $(1 + r_{t+1}^g)$ one period later. Notice that bonds' returns are risky as they embed an haircut for default: we will return on the specification of bonds' returns later on. Finally households receive real labour income, $\frac{W_t}{P_t} H_t$, upon which they pay distortionary taxes, τ_w . The budget constraint also includes lump sum net transfers, τ_t . The first order conditions of the above problem read as follows:

$$u'(C_t) = \beta E_t \{ u'(C_{t+1})(1 + r_t) \} \quad (4)$$

$$q_t = \beta E_t \left\{ \Lambda_{t,t+1} (q_{t+1}(1 - \delta) + r_{t+1}^k) \right\} \quad (5)$$

$$u'(C_t) = \delta_c \beta E_t \left(u'(C_{t+1}) \frac{(1 + r_{t+1}^g)}{\pi_{t+1}} \right) \quad (6)$$

$$(1 - \tau_w) \frac{W_t}{P_t} u'(C_t) = -v'(H_t) \quad (7)$$

where $\pi_{t+1} = \frac{P_{t+1}}{P_t}$ and where $\Lambda_{t,t+1} = \beta \frac{u'(C_{t+1})}{u'(C_t)}$ is the stochastic discount factor. Equation 4 is the standard Euler conditions with respect to short term liabilities. By fisher parity $(1+r_t) = \frac{(1+r_t^n)}{\pi_{t+1}}$ where $(1+r_t^n)$ is the gross nominal interest rate. Equation 5 is the first order condition with respect to capital holding. Finally, equation 7 is the first order condition with respect to labour hours. Equation 6 represents the optimality condition with respect to government bonds. The set of first order conditions must hold alongside with a no-Ponzi condition on wealth.

We shall now derive an expression for the risky return on bonds. To do that we shall describe the trading timing structure of the bond market. I assume that government bonds are infinitely lived and pay each period a geometrically decreasing coupon, with a decay rate δ_c . Let us denote with z_t the price of a bond paying a coupon of 1 in period t ¹⁹. Since coupons are paid in period t , the effective market value of the bond (upon coupon payment) is $z_t - 1$ ²⁰. One unit of bonds is purchased at a cost $(z_t - 1)$ and can be sold at price $\delta_c z_{t+1}$ in the following period. The default haircut Δ_t (which will be described and derived in the next section) is applied on previously acquired bonds, B_t^h . Hence on previously invested bonds the household obtains $\delta_c (1 - \Delta_t) z_t$. Given this trading strategy the effective ex-post return on bonds can be written as follows:

$$1 + r_t^g = (1 - \Delta_t) \frac{\delta_c z_t}{z_{t-1} - 1} \quad (8)$$

It remains to derive an expression for the default haircut, Δ_t . Sovereign default is modelled by following the notion of fiscal limit detailed in Bi[11]. Whenever the debt level raises above the fiscal limit default occurs. The fiscal limit is determined stochastically and is drawn from a generalized Beta distribution with parameters α and β , and $\frac{B}{Y} b_{\max}$ is the upper bound on the steady state debt to output ratio. The ex ante probability of default is given by the cumulative density of the Beta distribution and the expected haircut reads as follows:

$$\Delta_t = \varepsilon_{f,t} \Phi_t \Gamma_t \left(\frac{B}{Y} b_{\max}, \alpha, \beta \right) \quad (9)$$

¹⁹See also Rudebusch and Swanson [33].

²⁰The duration of the infinitely lived bond just described can be parametrized using the formula $\delta_c = \frac{1}{\beta} \left[1 - \frac{1}{1 + \Xi} \right]$, where Ξ is the Macaulay[25] duration.

where $\varepsilon_{f,t}$ is a sovereign risk shock, Φ_t is the loss given default, Γ_t is the Beta distribution. Notice that I employ a specification of the haircut which includes a sovereign shock, which is meant to capture exogenous changes in sovereign risk, as unrelated to fundamentals. In the simulations I will also explore the possibility of news driven shocks on the sovereign haircut to capture anticipatory effects.

A few words are in order in the formulation of sovereign risk. In my model the probability of default primarily depends upon the ability of the government to remain on the fiscal limit, which in turn also depends on tax revenues, hence output. However other factors can account for sovereign default, which might arise as an endogenous rational choice. A government might indeed default rationally by comparing future discounted values with market exclusion with those arising under sustainable debt paths. This additional feature would add further insights on the reverse feedback loop from bank risk to sovereign risk. As the banking system becomes distressed a government might decide bail-out actions, which add fragility to the fiscal sector. However my model is intentionally focusing on the link going from sovereign risk to banks' funding risk. This requires a rich modelling of all the channels which rationalize banks' decisions, while simplifying on other channels that might render the above-mentioned relation less transparent.

3.1.1 Bankers and Entrepreneurs

There exist a continuum of bankers and entrepreneurs which are ex ante identical. Both are risk neutral and finite lived agents²¹. Their respective probability of exiting their business each period are γ^b and γ^e . Their respective net wealth at period t are denoted BK_t and NW_t . Given the linearity of preferences corner solutions characterize consumption. I assume that both those agents consume their entire wealth when they exit and save their entire wealth otherwise²². This also implies that individual wealth is accumulated over their lifetime in business. The performance of the project returns are i.i.d. across entrepreneurs and bankers²³. This assumption implies that idiosyncratic project returns do not turn into aggregate risk. Hence by law of large number aggregate wealth is given by the individual wealth weighted by the agents' survival probability.

²¹This assumption is needed to prevent that sufficient precautionary savings offsets the external funding constraints.

²²This assumption also facilitates aggregation.

²³As in Holmström and Tirole [23] projects returns are perfectly correlated within the portfolio of a single intermediary, but not across banks.

Similarly consumption is given by the wealth of agents who exit the economy at time t (fractions $(1 - \gamma^b)$ and $(1 - \gamma^e)$), conditional on being in the business at date t . At time t surviving entrepreneurs and bankers receive the contract proceeds in the form of capital goods, hence $K_t^e = p_h R_t^e I_t$ and $K_t^b = p_h R_t^b I_t$. Those proceeds generate revenues as capital can be rented to the production sector. Both agents consume all available resources at the end of their life according to fractions $(1 - \gamma^e)$ and $(1 - \gamma^b)$, hence aggregate consumption schedules are $C_t^e = (1 - \gamma^e) q_t p_h R_t^e I_t$; $C_t^b = (1 - \gamma^b) q_t p_h R_t^b I_t$ ²⁴. Entrepreneurial and bankers' wealth accumulates according to the returns from renting capital goods, multiplied by the end of period capital.

Given the consumption and saving profiles and given risk neutrality, the sum of total discounted expected utility, respectively for bankers and entrepreneurs, is given by:

$$V_t^b = E_t \left\{ \sum_{i=1}^{+\infty} \gamma^b (1 - \gamma^b)^{i-1} BK_{t+i} \right\} \quad (10)$$

and

$$V_t^e = E_t \left\{ \sum_{i=1}^{+\infty} \gamma^e (1 - \gamma^e)^{i-1} NW_{t+i} \right\} \quad (11)$$

Those value function will also be used to share surplus in the three party contract. The above value functions can of course be expressed recursively knowing that the per period agents' utilities are given by, $[r_t^k + q_t (1 - \delta)] p_h R_{t-1}^b q_{t-1} I_{t-1}$ and $[r_t^k + q_t (1 - \delta)] p_h R_{t-1}^e q_{t-1} I_{t-1}$, respectively for bankers and entrepreneurs.

3.2 Moral Hazard and Financial Contract

Entrepreneurs have incentive to exert low effort and banks have an incentive to save on monitoring costs. Those moral hazard incentives are disciplined through a three party contractual agreement. The latter is an inter-temporal extension of the contract laid down in Holmstrom and Tirole[23]: the inter-temporal dimension allows me to highlight the impact of long term bond risk on banks' profits. At this stage it is useful to detail the timing of events. Within period t banks acquire funds from investors, firms acquire funds from banks and start projects. Capital goods are produced at the beginning of period $t + 1$, are then rented to intermediate good producers and production takes place. Next, consumption and investment decisions and the financial contract is signed. After

²⁴I assume that bond trading profits are not consumed by exiting bankers, but are transferred to the newly entering bankers.

the contract is signed, the realization of an idiosyncratic news shocks $\varepsilon_{n,i,t}$ on banks' asset returns is drawn and interbank lending takes place²⁵. At the end of the period projects' returns, R , are realized and shared between agents (s_t^b , s_t^e and s_t^h). Entrepreneurs and bankers consume if they exit the economy and invest in capital otherwise.

Entrepreneurs plan for an initial investment of I_t units of consumption good in period t , which returns RI_t units of capital goods at the beginning of period $t+1$ if the project succeeds and 0 units if it fails. The entrepreneurs finance the project using partly their own funds, NW_t , and partly by borrowing, $L_t = (I_t - NW_t)$. Entrepreneurs can privately choose between three different projects: a project with high probability of success p_h and 0 private benefit, projects with low probability of success p_l and private benefits respectively equal to bI_t and BI_t , with $b < B$. Bank's monitoring technology can prevent the undertaking of the project with low probability of success p_l and high private benefits BI_t , but cannot prevent the extraction of low private benefits bI_t ²⁶. Monitoring entails a non-verifiable cost cI_t in final goods for the bank and this creates a second moral hazard problem between the bank and investors. Bank capital, BK_t , stakes into the projects serve the purpose of disciplining banks' moral hazard. Moral hazard allows entrepreneurs and bankers to extract rents. Banks's funding, $BK_t + D_t$, are used to fund projects, to cover monitoring costs and to buy government bonds, whose real value is denoted by B_t^b . Notice that financial intermediaries purchase only bonds whose coupon has already been paid. Hence, the book value of a quantity B_t^b of bonds is $(z_t - 1)B_t^b$. The linear allocation of funds deliver the following feasibility constraint:

$$(I_t - NW_t) + (z_t - 1)B_t^b \leq BK_t - cI_t + D_t \quad (12)$$

The dual moral hazard is disciplined through an inter-temporal three party contract²⁷ which determines among other things the sharing of the assets' returns among the three parties according to the fractions s_t^h, s_t^e, s_t^b ²⁸. Total per period banks' assets returns are given by projects' returns

²⁵Notice that withdrawals of liquidity does not affect the contract ex ante since the banks can rollover liquidity in the repo market and avoid projects' liquidation.

²⁶Monitoring reduces the incentive to shirk, but not fully. This assumption retains a role for entrepreneurial and bank capitalists' net worth as a discipline devices.

²⁷See Holmstrom and Tirole [23].

²⁸Limited liability ensures that no agent earns a negative return.

(in case of success), $q_t RI_t = [r_{t+1}^k + q_{t+1}(1 - \delta)] RI_t$, and government bonds' returns:

$$\Pi_{t+1}^{success} = [r_{t+1}^k + q_{t+1}(1 - \delta)] RI_t + \frac{(1 + r_{t+1}^g)}{\pi_{t+1}} (z_t - 1) B_t^b \quad (13)$$

The three parties agree through an underlying bargaining at date t to share the returns of the successful project in the following way:

$$\Pi_{t+1}^e = s_t^e \hat{\Pi}_{t+1}^{success}, \Pi_{t+1}^b = s_t^b \hat{\Pi}_{t+1}^{success} + \frac{(r_{t+1}^g - r_t^n)}{\pi_{t+1}} (z_t - 1) \frac{B_t^h}{P_t}; \Pi_{t+1}^h = s_t^h \hat{\Pi}_{t+1}^{success}$$

where $s_t^h = 1 - s_t^e - s_t^b$ and where $\hat{\Pi}_{t+1}^{success} = [r_{t+1}^k + q_{t+1}(1 - \delta)] RI_t + \frac{(1 + r_t^n)}{\pi_{t+1}} (z_t - 1) B_t^b$. Importantly notice the dependence of bankers profits upon government bonds trading profits. As sovereign risk raises and bonds' price fall a fall in bankers' net wealth values materializes.

Payoffs in the contract are the sum of each party total discounted utility. Given the inter-temporal nature of the contract and in order to preserve the contract recursivity I assume anonymity across periods²⁹. The optimal contract determines investment I_t , bank capital, BK_t , short term liabilities, D_t , the liquidity buffer, B_t^b , and the shares of returns, s_t^e, s_t^b, s_t^h , to maximize the entrepreneurs expected return³⁰:

$$\max_{\{I_t, BK_t, D_t, B_t^b, s_t^e, s_t^b, s_t^h\}} V_t^e \quad (14)$$

and is subject to the following constraints. First, the entrepreneurs' incentive compatibility constraint, which implies that the expected next period returns associated to the project with high probability of success, p_h , are higher than those associated with the project with the low probability of success p_l , but with private benefit b :

$$E_t(q_t p_h s_t^e RI_t) \geq E_t(q_t p_l s_t^e RI_t) + q_t I_t b \quad (15)$$

The inter-temporal nature of the above constraint emerges from noting that from 5 $q_t = \sum_{i=0}^{\infty} \Lambda_{t,t+i} \beta^i (1 - \delta)^i r_{t+i}^k$. Second, the bankers' incentive compatibility constraint, which implies that bankers' expected next period returns under monitoring are higher than in absence of it:

²⁹ Alternatively one can assume that only exiting entrepreneurs and bankers have an incentive to shirk. For those agents indeed the reputational costs of shirking are nil.

³⁰ Entrepreneurs have the whole bargaining power.

$$E_t \left(q_t p_h s_t^b R I_t \right) \geq E_t \left(q_t p_l s_t^b R I_t \right) + c I_t \quad (16)$$

Third, the bankers' participation constraint, which at the beginning of time t ensures that bankers engaging in the lending activity receive a future discounted sum of utilities which is larger than the proceeds from an outside investment opportunity:

$$V_t^b \geq B K_t (1 + r_t^m) \quad (17)$$

where $(1 + r_t^m)$ is a market interest rate. Fourth, the investors' participation constraint, upon which investors's returns from the contract shall compensate returns from investing in an alternative risk-free asset:

$$E_t \left(\Lambda_{t,t+1} \Pi_{t+1}^h \right) \geq E_t \left(\Lambda_{t,t+1} (1 + r_t) D_t \right) \quad (18)$$

At last, the contract is also subject to the project feasibility constraint, to the linear returns' distribution and to a bank collateral constraint for repo trading:

$$(z_t - 1) B_t^b \geq \rho_t D_t \quad (19)$$

where ρ_t indicates the probability that a news shock will trigger a bank run (details on this are given in the next section). Following the liquidity theory laid down by Holmstrom and Tirole [22] it is assumed that banks, which are subject to the risk of runs, rollover liquidity by borrowing in repo markets where they use government bonds as collateral. Notice that constraint 19 also prevents project liquidation in the event of a run. Following the logic in Holmström and Tirole [23] all constraints hold with equality. The contract delivers the following shares:

$$s_t^e = \frac{b}{R(p_h - p_l)}; s_t^b = \frac{c}{q_t R(p_h - p_l)}; s_t^h = 1 - \frac{b}{R(p_h - p_l)} - \frac{c}{q_t R(p_h - p_l)} \quad (20)$$

The above equations show that bankers' and entrepreneurs' moral hazard allows them to extract rents. Both agents have to be compensated for the cost of being disciplined. The feasibility constraint coupled with the self-insurance constraint, 19, deliver the optimal investment schedule:

$$I_t = \frac{B K_t + N W_t + D_t (1 - \rho_t)}{(1 + c)} \quad (21)$$

For given run probability, ρ_t , a fall in bond prices (due to an increase in sovereign risk) implies that banks have to advance more collateral, B_t^b , in repo markets. This implicitly reduces the available resources for projects' investment (effectively producing a credit crunch) and investment. The fall in investment in turn reduces the profits' shares accruing to investors, Π_{t+1}^h , which in fact depends upon I_t . As we will in the next section as news of falls in banks' asset returns reach investors, the latter run the bank, thereby adding further liquidity strains. Overall, an increase in sovereign risk triggers liquidity spirals and restrains banks' funding.

3.3 Liquidity Risk and Repo Rollover

We assume n identical banks start operating at the beginning of period t . Each bank owns $\frac{1}{n}$ of total capital BK_t , receives $\frac{1}{n}$ of total short term liabilities D_t , and finances $\frac{1}{n}$ of the total investment I_t . Bankers in this model face the risk of sudden liquidity needs due to runs³¹. Let us assume that banks' investors for each single bank n are represented by a continuum of mass 1. Variables specific to the investor i in the bank n are denoted using the subscript n, i . After financial contracts have been signed some banks is subject to "market rumors". Investors receive a private signal $\varepsilon_{n,i,t}$ (news shocks) about the expected probability that the project funded by bank n will succeed, $p_h : E_{n,i,t}(p_h) = \exp(\varepsilon_{n,i,t}) p_h$.

The signal $\varepsilon_{n,i,t}$ follows the distribution Γ_t with density function g_t and cumulative distribution G_t , which is the same for all investors i and banks n . Investors withdraw their funds from bank n when the expected return on investment $E_{n,i,t}(p_h)$ is so low that the bank could become insolvent. Specifically, investors in short term liabilities do not roll-over their funding whenever the banks' asset losses go beyond gross returns to equity capital:

$$\exp(-\varepsilon_{n,i,t}) p_h R q_t I_t \geq p_h R_t^b q_t I_t \quad (22)$$

or equivalently when³²:

$$\varepsilon_{n,i,t} = \tilde{v}_t = \ln\left(\frac{R}{R_t^b}\right) \quad (23)$$

The above threshold strategy, 23, can be obtained as the unique equilibrium of a global game among depositors who have a binary decision with two actions: "run" and "no run". The game

³¹Deposit withdrawals do not entail resource destruction in the model, as deposits are simply moved from one bank to another. To avoid costly liquidation in the project interim period banks rollover liquidity in repo markets.

³²As all banks are ex-ante identical, we can drop the subscript n in the inequalities.

can be staged as follows. Ex ante there are $m = \{1, \dots, M\}$ depositors and a fraction of them, η , is expected to run the bank. Each depositor, m , receives a private signal regarding the realization of banks' non-liquid asset returns which takes the following form³³:

$$\vartheta_{m,t} = \varepsilon_{i,t} + \mu_{m,t} \quad (24)$$

where μ_m are small errors which are independently distributed with a cumulative distribution \mathbb{F} given by the normal distribution, $N(0, \sigma_\mu^2)$. The signal can be thought of as the depositor private information or opinion regarding bank i 's health. Each depositor decides whether to run or not depending on the signal. The latter gives indications on the bank i health, but also on the probability that the other depositors will run (based on some iterative-higher order expectations of the investors' probability to run conditional on their signal). Seeing a bad signal about bank i assets' returns ultimately provides information about the probability that a run occurs. More detailed on the game as well the proof of Proposition 1 below are provided in Appendix A.

Lemma 1. *The unique equilibrium for the run game amounts to all depositors of bank i choosing the threshold strategy:*

$$\tilde{\vartheta}_t \leq \exp(\tilde{\varepsilon}_t) = \frac{R}{R_t^b} \quad (25)$$

Given the above unique threshold, for any bank n , the share of withdrawing investors is given by $\rho_t = \int_{-\infty}^{\tilde{\vartheta}_t} g_t(\varepsilon) . d\varepsilon = G_t(\tilde{\vartheta}_t)$.

Notice that the liquidity short-fall does not affect the ex ante contract negotiation. It is assumed that liquidity withdrawals from one banks are simply transferred to another bank (not subject to bad news) and do not entail aggregate project liquidation. Aggregate project liquidation can be avoided in two ways. First, banks holding government bonds can rollover liquidity in repo markets. This can be done in an interim period between the occurrence of a deposit run and the completion of the project. Second, the emergence of any background risk (inability to fully rollover in repo markets) can be insured through a common guarantee fund, which is funded by banks subject to high asset returns and provides resources to banks subject to low asset returns. Ex post

³³Since now on I skip the bank index n since the information coordination problem among investors is the same for all banks.

pooling of profits, implies that ex ante the shock realization, $\varepsilon_{n,t}$ does not affect banks' financial contract negotiation.

3.3.1 Bankers and Entrepreneurial Wealth Accumulation

Bankers' and entrepreneurs' wealth accumulation consists of the aggregate wealth of non-exiting bankers and entrepreneurs³⁴. Wealth aggregation takes place at the end of period t . Given the timing of events described in section 3.4 the period t capital of the bank is the sum of the proceeds from past period investment and from the previous period holdings of government bonds B_t^b sold at market value z_t :

$$BK_t = \gamma^b \left[r_t^k + q_t (1 - \delta) \right] p_h R_{t-1}^b q_{t-1} I_{t-1} + \Pi_t^{bonds} \quad (26)$$

where $\Pi_t^{bonds} = \delta_c (z_{t+1} - 1) B_t^b$. Through the last channel fluctuations in bond price z_t affect banks' net wealth, which in turn affects credit supply and investment³⁵. Entrepreneurial aggregate wealth reads as follows:

$$NW_t = \gamma^e \left[r_t^k + q_t (1 - \delta) \right] p_h R_{t-1}^e q_{t-1} I_{t-1} \quad (27)$$

3.3.2 Monopolistic competitive sector

Different varieties are assembled by final good firms through a standard Dixit- Stiglitz aggregator, $Y_t \equiv \int_0^1 [(Y_t^i)^{\frac{\epsilon-1}{\epsilon}} di]^{\frac{\epsilon}{\epsilon-1}}$. The optimal allocation of expenditure on each variety is given by $Y_t^i = \left(\frac{P_t^i}{P_t} \right)^{-\epsilon} Y_t$, where $P_t \equiv \int_0^1 [(P_t^i)^{\frac{\epsilon-1}{\epsilon}} di]^{\frac{\epsilon}{\epsilon-1}}$ is the aggregate price index. To analyze the effects of monetary policy we introduce nominal rigidities in the form of quadratic adjustment costs on pricing decisions, $\frac{\vartheta}{2} \left(\frac{P_t^i}{P_{t-1}^i} - 1 \right)^2$, where the parameter ϑ measures the degree of nominal price rigidity. Each monopolistic firm chooses $\{K_t^i, H_t^i, P_t^i\}$, taking nominal wages W_t and the rental rate of capital r_t^k , as given, in order to maximize expected discounted nominal profits:

$$E_0 \left\{ \sum_{t=0}^{\infty} \Lambda_{0,t} [P_t^i Y_t^i - (W_t H_t^i + P_t^i r_t^k K_t^i) - \frac{\vartheta}{2} \left[\frac{P_t^i}{P_{t-1}^i} - 1 \right]^2 P_t] \right\} \quad (28)$$

³⁴Given the assumption on projects returns' correlations the law of large number implies that the exit probability is equivalent to the fraction of agents that exit business.

³⁵Note that Π_t^{bonds} is expected to be positive in steady-state for two reasons: first since government bonds pay a risk premium and second since long term government bonds carry a term premium.

subject to the constraint $A_t(H_t^i)^\alpha(K_t^i)^{1-\alpha} \leq Y_t^i$, where $\Lambda_{0,t}$ is the households' stochastic discount factor at time 0. First order conditions of the above problem (under the symmetry assumption lead to):

$$\frac{W_t}{P_t} = mc_t A_t \alpha (H_t)^{\alpha-1} (K_t)^{1-\alpha}; r_t^k = mc_t A_t (H_t)^\alpha (1-\alpha) (K_t)^{-\alpha} \quad (29)$$

$$\begin{aligned} U_{c,t}(\pi_t - 1)\pi_t &= \beta E_t \{ U_{c,t+1}(\pi_{t+1} - 1)\pi_{t+1} \} + \\ &+ U_{c,t} A_t (H_t)^\alpha (K_t)^{1-\alpha} \frac{\varepsilon}{\vartheta} \left(mc_t - \frac{\varepsilon - 1}{\varepsilon} \right) \end{aligned} \quad (30)$$

where $\pi_t = \frac{P_t}{P_{t-1}}$ is the gross aggregate inflation rate and mc_t is the Lagrange multiplier on aggregate production and plays the role of the real marginal cost of production.

3.4 Monetary Policy, Fiscal Policy and Equilibrium Conditions

The government budget constraint reads as follows:

$$T_t + (z_t - 1) B_t = \frac{\delta_c z_t B_{t-1}}{\pi_t} + G_t \quad (31)$$

In each period the government repays the past (real valued) debt B_{t-1} at market price $\delta_c z_t$ and sells new bonds B_t at a price $(z_t - 1)$. The taxes are given by: $T_t = \tau_t^w \frac{W_t}{P_t} H_t + \tau_t$. Labour taxes are set according to the following fiscal rule:

$$(\tau_t^w - \tau_w) = \phi_y^f (Y_t - Y) + \phi_b^f (B_t - B) \quad (32)$$

High values of ϕ_y^f and ϕ_b^f denote a fiscal strategy with a consolidation target.

Monetary policy is conducted by means of the standard Taylor rule:

$$\ln \left(\frac{1 + r_t^n}{1 + r^n} \right) = (1 - \phi_r) \left[\phi_\pi \ln \left(\frac{\pi_t}{\pi} \right) + \phi_y \ln \left(\frac{Y_t}{Y} \right) \right] + \phi_r \ln \left(\frac{1 + r_{t-1}^n}{1 + r^n} \right) + m_t \quad (33)$$

where m_t is a monetary policy shock which follows an AR (1) process. All variables are deviations from the target or steady state (symbols without time subscript). $\phi_\pi = 1.5, \phi_y = 0.5/4$ and $\phi_r = 0.8$ are respectively the rates on inflation, output and the interest rate smoothing.

Equilibrium conditions imply that the bond market clears, $B_t = B_t^b + \frac{B_t^h}{P_t}$, where B_t^h is the fraction of nominal bonds held by households and B_t^b is the fraction of nominal held by bankers.

Physical capital is linearly allocated among households, bankers and entrepreneurs, $K_t = K_t^h + K_t^e + K_t^b$, where $K_{t+1} = (1 - \delta)K_t + p_h R I_t$. Finally the following resource constraint holds:

$$Y_t - cI_t = C_t + C_t^e + C_t^b + I_t + G_t$$

where $-cI_t$ is the resource cost induced by banks' monitoring.

3.4.1 Sovereign Risk and Banks' Funding Composition

Before moving to the quantitative simulations it is useful to highlights the main channels operating in the model through some analytics. I examine here the effects of sovereign risk on banks' funding composition, banks' funding costs (and implicitly liquidity risk) and on banks' credit to firms. Results will be assessed quantitatively in the simulation section.

I start from examining the broad measure of banks' short term liability, D_t . From the investors' participation constraints short term liabilities are given by:

$$D_t = s_t^h q_t p_h R I_t + (z_t - 1) B_t^b \quad (34)$$

Even without the risk of runs the above equation makes clear that an increase in sovereign risk (a fall in bond prices) causes a fall in short term liabilities. As overall banks' profits soar, banks wish to save on monitoring costs. This in turn discourages investors from participating to the contract. Deposits fall and banks are forced to offer higher returns to depositors.

The fall in deposit is further amplified by investors' coordination problem. As investors receive signals of non-performing banks' assets, the probability of a run raises.

As investors run, the bank can re-finance the liquidity short-fall via repo trading. A fall in sovereign prices however reduces banks' collateral values and their ability to insure liquidity risk. This has an overall impact on short term liability which can well be understood by substituting the repo market collateral constraint, $(z_t - 1) B_t^b = \rho_t D_t$ into 34 to obtain the following reduced form for the ratio between short-term liability and investment:

$$\frac{D_t}{I_t} = \frac{s_t^h q_t p_h R I_t}{1 - s_t^h \rho_t} \quad (35)$$

While the supply of short term liabilities decreases, banks start to change funding composition and shift toward more stable funding sources. Moreover the increase in asset risk (due to the increase

in sovereign risk) induces an endogenous increase in the optimal equity ratio, which in the model acts as a discipline device. The optimal amount of equity capital in the model can be derived through the bankers' participation constraint, $BK_t = \frac{\pi_t + 1q_t p_h s_t^b I_t}{(1+r_t^m)}$. Using the latter and the optimal amount of deposits (see 35), it is possible to derive the bank capital ratio:

$$bk_t = \frac{BK_t}{BK_t + D_t} = \frac{cp_h Rq_t I_t}{cp_h Rq_t I_t + [Rq_t(p_h - p_l) - bq_t - c] [Rq_t I_t p_h + (z_t - 1) B_t^b] (1 + r_t^m)} \quad (36)$$

Notice that for given investment an increase in sovereign risk (which implies a fall in bond prices) requires an increase in the bank capital ratio. In this model the bank capital ratio acts as discipline device. As banks' asset risk increases the cost of monitoring raises. To maintain banks' incentives to monitor it is necessary to increase banks' stakes into the projects. Hence this implies an increase in the amount of bank capital funding relative to short term liabilities, D_t . As we explained before bank capital is more costly than short term funding, given that bank capitalists extract rents which serve the purpose of disciplining the moral hazard mis-incentives. Hence an increase in sovereign risk, by shifting the composition of bank funding toward bank capital, also raises banks' cost of long term funding.

As explained above sovereign risk increases liquidity risk. The latter in turn affects bank's funding costs. By substituting the repo collateral constraint, 19, and the optimal deposit to investment ratio into 36 one obtained the following bank capital ratio:

$$bk_t = \frac{BK_t}{BK_t + D_t} = \frac{cp_h}{cp_h + [R_t q_t (p_h - p_l) - bq_t - c] \left[p_h + \frac{\rho_t s_t^h p_h}{1 - s_t^h \rho_t} \right] (1 + r_t^m)} \quad (37)$$

Notice that the model can capture well also the two-way feedback loop between sovereign and bank risk. From the above expression it is clear that an increase in liquidity risk, ρ_t , requires an increase in the bank capital ratio. This in turn increases banks' funding costs since equity capital is more costly than short term liabilities. The increase in equity capital retention as well as the increase in banks' funding costs induces banks' to reduce their portfolio exposure in sovereign bonds. In turn the fall in banks' demand for sovereign impairs debt sustainability. Hence not only sovereign risk affects banks' balance sheets and risk, but also the reverse.

At last I examine the impact of sovereign risk on banks' credit to firms and investment. Notice that NW_t does not directly depend upon sovereign risk, hence to fix ideas I assume it fixed. This

implies that banks' credit, $L_t = I_t - NW_t$ co-moves with investment. The impact of sovereign risk on investment can be assessed by examining equation 21. As sovereign risk raises banks' bonds profits, Π_t^{bonds} , fall. This brings about a fall in bankers' net wealth, BK_t , as per equation 26. The fall in BK_t , coupled with the fall in the short term liabilities, D_t , unequivocally brings about a fall in I_t . Hence an increase in sovereign risk also triggers a credit crunch.

3.5 Calibration

In this section I detail the calibration used in the numerical simulations.

Household preferences and production. The time unit is the quarter. The utility function of households is $U(C_t, H_t) = \frac{C_t^{1-\sigma} - 1}{1-\sigma} + \nu \log(1 - H_t)$, with $\sigma = 2$, as it is in most real business cycle literature aimed at capturing risk aversion. The parameter ν is set equal to 6 and has been chosen so as to generate a steady-state level of employment of $H \approx 0.3$. The discount factor is set to $\beta = 0.99$, so that the annual real interest rate is equal to 4%. The production function is a Cobb-Douglas, $F(\bullet) = K_t^\alpha (H_t)^{1-\alpha}$, with $\alpha = 0.3$. The quarterly aggregate capital depreciation rate δ is 0.025.

Banks. The parameters characterizing the contract among bankers, uninformed investors and entrepreneurs, p^h, p^l, c, R, b , and the wealth accumulation parameters, γ^e, γ^b , are calibrated as follows. The p^h is set equal to 0.9 to reproduce firms' quarterly failure rate in industrialized countries, as reported in most of the macro literature on firm dynamic and/or in the financial accelerator literature. The remaining parameters are set in the two models so as to induce the following steady state values. 1) A capital adequacy ratio, $\frac{BK}{BK+D}$, of 19% in line with BIS data [6]. 2) A ratio of investment over output, $\frac{I}{Y}$, approximately of 0.15, a value compatible with most RBC studies. 3) A ratio of capital over output, $\frac{K}{Y}$, of 6.6, value set in accordance with ranges considered in the RBC literature. 4) A ratio of investment over entrepreneurial net worth of, $\frac{I}{NW}$, equal to 2. And 5) a return on bank equities (ROE), $\gamma^b [Z_{t+1} + q_{t+1}(1 - \delta)] p_h R_t^b$, of 16%, a value compatible with data reported in Berger [9], who looks at historical averages. 6) Banks operating costs of 5 percent of investment. 7) A share of short term liabilities subject to runs, ρ , of 0.2.

Sovereign risk and the fiscal sector. Parameters in the fiscal rules are set as follows: $\phi_Y^T = 0$; $\phi_B^T = 0.5$. The expected sovereign bond premium, Δ_t , is computed using a Beta distribution with the following parameters, $\alpha^{BG} = 3.70$, $\beta^{BG} = 0.54$, and a maximum debt to output ratio of 2.56.

To set those numbers I used evidence in Rudebusch and Swanson [33].

Shocks. The shocks considered include the standard macro shocks (productivity and government spending) as well as sovereign risk shocks. Standard macro shocks (productivity government spending and monetary policy) follow standard calibration in the literature. The novel shock, namely the one on sovereign risk, is instead estimated. Productivity shock are modeled as AR(1) processes, $A_t = A_{t-1}^{\rho_\alpha} \exp(\varepsilon_t^\alpha)$, where the steady-state value A is normalized to unity and calibration is set to $\rho_\alpha = 0.95$ and $\sigma_{\varepsilon^\alpha} = 0.008$ as standard in the literature. Log-government consumption calibration also follows standard literature specification. The government spending stochastic process reads as follows: $\ln\left(\frac{g_t}{g}\right) = \rho_g \ln\left(\frac{g_{t-1}}{g}\right) + \varepsilon_t^g$, where the steady-state share of government consumption, g , is set so that $\frac{g}{y} = 0.25$ and ε_t^g is an i.i.d. component featuring $\sigma_g = 0.0074$ and $\rho_g = 0.9$. The monetary policy shocks are calibrated as follows. Autoregressive coefficient is set to 0.2. This is consistent with Rudebusch [32]. Based on the evidence of Angeloni, Faia and Lo Duca [3], and consistently with other empirical results for US and Europe, the standard deviations of the shocks is set to 0.006. To calibrate the sovereign shock I fit an AR(1) process into CDS premia for the period 2008-2013. The resulting parameters are 0.06 for the variance of the i.i.d. component and 0.9 for the autocorrelation. At last the sovereign shock, $\varepsilon_{f,t}$, is modelled as an AR(1) process. While there is quite much agreement that this shock is persistent, there is no univocal value holding for all countries. By fitting an AR(1) process into the data for CDS sovereign spreads presented in section 2, one recovers estimated persistence which varies significantly across countries but have a minimum value of 0.2. A number of papers estimating VAR models which include both sovereign and bank risk generally find that sovereign spreads are highly persistent (particularly so in the spot market) with values ranging from 0.6 to 0.9³⁶. I use a conservative value of 0.7 for the persistence of the $\varepsilon_{f,t}$ process and experiment with different values. The qualitative results presented in the sections below indeed do not change when changing this parameters³⁷.

At last a few words about the simulation method. I use higher order approximation methods around a deterministic steady state. First order approximations are used for the standard macro shocks (as those have primarily first order effects), while second or higher orders of approximation are used when assessing the impact of news shocks to best capture the role of non-linearities.

³⁶See Stanga[34] among others.

³⁷Where significative quantitative differences emerge they will be signalled.

4 Quantitative results

I will articulate the quantitative results along two dimensions. First, I wish to assess the overall impact of sovereign risk onto the economy. I do so by simulating standard macro shocks (productivity and government spending) and by comparing the model with and without sovereign risk and by simulating the effect of sovereign shock, with and without anticipatory effects. Those simulations allow me to establish that the model is capable of reproducing a variety of stylized facts characterizing the recent euro area sovereign crisis.

I then use the model to assess the effects of consolidation policy. To account for the uncertainty surrounding fiscal policy implementation I introduce noisy signal extractions on the policy parameters of the fiscal rule.

4.1 Effects of Sovereign Risk

Figure 1 shows impulse responses of selected variables to a 1% (negative) technology shock in the model with (dashed line) and without (solid line) risk on government bonds. The latter scenario is achieved by setting, $\Delta_t = 0$. As expected, output, consumption and investment go down due to the contractionary nature of the shock. When investment demand and the return to investment fall, both entrepreneurial net worth and bank capital (not shown for brevity) fall. The fall in overall project returns (coupled with the fall in bonds' trading returns) brings about a fall in banks' asset returns, which in turn triggers a depositors' run. Deposits fall because it is more difficult to entice investors to participate in the contract and because rumors of non-performing loans spread. The optimal bank capital ratio raises. The fall in productivity brings about a fall in asset prices. Banks' monitoring becomes (proportionally) more costly, the moral hazard problem steepens and it is more difficult to meet the incentive compatibility constraints for both the bank and the entrepreneur. Bankers need to be compensated for the higher costs stemming from the monitoring activity, hence the share of project returns accruing to them, R_t^b , must raise. The raise in the bankers' returns and the overall increase in banks' asset risk induces banks to increase bank capital ratios, as the latter work as discipline device within the optimal contract. Consistent with evidence equity capital behaves counter-cyclically with respect to the business cycle, hence pro-cyclically with respect to banks' asset risk. Not unexpectedly the contractionary shock produces a credit crunch (fall in

banks' loans). The latter is governed in this model by three channels. First, the fall in banks' liquidity reduces funds available for credit. Second, the fall in projects' returns and bonds' trading profits induces a fall in banks' balance sheet values, which in turn reduces banks' capacity to lend. Third, the increase in equity capital (required to discipline monitoring) forces banks to hold funds away from risky investment.

Let's now examine the quantitative difference between the models with (dashed line in the panels) and without sovereign risk. The recessionary effects of the shock are much more pronounced in the model with sovereign risk. The fall in consumption (and its return to the steady state) implies a fall in the stochastic discount factor, $\Lambda_{t,t+1}$. From equation 6, the fall in the stochastic discount factor implies a fall in the price of bond, z_t , which in turn determines a fall in the value of bonds. Several additional channels are activated. First, banks' bond profits fall and this induces a fall in banks wealth as per equation 26. The fall in the value of banks' balance sheet triggers sharper falls in banks' loans, hence in investment. The latter in turn triggers sharper falls in banks' asset returns. Demand deposits fall by more with sovereign risk for two reasons. First, the fall in the discount factor and in asset prices induces a fall in demand deposits through the investors' participation constraint. Investors perceive that banks' moral hazard incentives are more severe, hence it is more difficult to meet their participation constraint. Second, as the deterioration in banks' asset returns is sharper under this scenario the extent of the bank run is larger. The chain of effects highlighted so far are part of the *banks' assets-liquidity risk* channel. However in the model there is also a *collateral channel*. Government bonds are indeed used by banks as collateral in repo refinancing agreements. Hence the fall in bond prices makes repo market liquidity scarce, thereby producing further strains on banks' funding and ultimately on banks' credit to firms. At last notice that the fall in available liquidity increases the banks' funding premium. The increase is much larger in presence of sovereign risk as investors are hesitant to engage in banks' investments.

The effects of government spending shocks (not shown for brevity) have similar implications. In response to falls in government spending (due for instance to a consolidation effort) output, investment, entrepreneurial wealth fall, while bank capital ratios and bankers returns from the investment project increase. As before the presence of sovereign risk amplifies the responses.

Figure 2 shows the effects of a 1% shock to sovereign risk Δ_t (solid line in each panel). The

impulse responses (numbers on the y-axis are in percentage values) make even more evident the channels described above and shown analytically in section 3.5.1. The shock is recessionary and its transmission is consistent with the well know crowding out effect of sovereign debt on private debt. Output, consumption and investment all fall. Banks' profits from sovereign trading fall sharply and banks' asset risk increases. Due to this investors withdraw deposits, which indeed fall. Since now government bonds are valued less, banks' collateral capacity in the repo market declines. Hence overall banks' short term liabilities decrease and banks experience difficulties to rollover the short-fall in deposits through the repo market. In line with the BIS [12] report the liquidity short-fall is accompanied by an increase in the bank funding premium, namely the ratio between returns paid to investors (R_t^h and R_t^b) and the returns from projects. Generally speaking banks have to pay higher returns to entice investors to supply short term funds. Banks' loans fall too, again for three reasons. First the fall in banks' liquidity and the increase in STL costs reduces banks' available resources for loans. Second, the fall in bonds trading impairs banks' balance sheets and this reduces banks' capacity to supply firms' credit. Third, the overall increase in asset and liquidity risk forces banks to increase the optimal capital buffer, which in turn forces banks to shrink assets. Worth of note is that the fall in banks' credit is actually rather sharp (16% on impact and with hump-shaped dynamic at the fifth quarter) and takes almost 35 periods to come back to the steady state.

The model responses to sovereign risk are well in line with the Figures presented in section 2, upon which an increase in sovereign risk produces a fall in banks' short term liabilities and an increase in funding costs.

To fully assess the ability of the model with sovereign risk to reproduce data stylized facts I examine several aspects of the model implied statistics and their comparison to the data equivalent.

First, table 2 below shows the ratios of the volatilities of output, employment, investment and bank capital in the models with and without sovereign risk. Volatilities are computed for the model in response to a set of standard macro and policy shocks which include productivity, government spending and monetary policy, all calibrated as in section 3.6. The model numbers are compared to the ratios for the volatilities of the same variables for Greece over Germany, Ireland over Germany and Portugal over Germany³⁸. The model/data comparison shows clearly that the

³⁸ A similar computation is done for the combinations with respect to France. Numbers are not reported for brevity, but are available upon request and provide a similar message.

presence of sovereign risk amplifies volatilities. The model statistics lie somewhat in between the data statistics for the chosen countries, being closer to the ratios between Ireland and Germany and Portugal and Germany respectively. The model volatilities have been computed in response solely to standard macro shocks and this explains the discrepancy with the most severe distress experienced in Greece. Greece had in the realm experienced an additional source of instability given by the large sovereign risk shock. Indeed, by adding sovereign risk shocks in the computation of the model statistics, numbers get closer to the ratios between Greece and Germany. Also notice that the ratios between bank capital volatilities in Greece and Ireland vis-a-vis Germany are quite high in the data. This is due to the fact that the Greek and the Irish banking system had been subject to several waves of bank capital actions prescribed by the regulators. In the case of Greece a first round of large recapitalization of 48.2 bn euros was conducted in June 2013 by the Hellenic Financial Stability Fund mainly for the four largest banks. The latter acquired further private capital at minimum 10% of the conducted recapitalization. A second round was conducted in May 2014 for an amount of 8.3bn euros, entirely financed by private investors. Those recapitalizations are all together very large considering the extent of Greek banks' assets.

Next, I compute in response to standard macro shocks (productivity, government spending and monetary policy) the correlation between sovereign risk, Δ , and banks' liquidity risk, ρ_t . The value returned in the baseline calibration is 0.79, which is very close, albeit slightly smaller, to the values reported in Table1 for the correlation between banks' funding and sovereign risk for a set of 12 euro area countries, plus the UK.

4.2 News on Sovereign Risk

As is well known actual sovereign defaults are rare events and much of the transmission of sovereign risk comes also from announcement effects. There is large evidence that news have a significant impact on financial markets and on the real economy³⁹. Equally there is large evidence that news, such as credit rating announcements or politicians' statements about consolidation policies, have an anticipatory impact on sovereign spreads and on the real economy⁴⁰. Furthermore, it has been argued that announcements related to a country fiscal fragility might sharpen contractions

³⁹See Ehrmann and Sondermann[18] among many others.

⁴⁰See Almeida et. al. [1], Beetsma et. al. [8], Gande and Parsley[20] or Mohl and Sondermann[28] among others.

in distressed countries even beyond what implied by fundamentals⁴¹. Based on this evidence I explore the effects of news shocks on sovereign risk in my model⁴². In this context news shocks on sovereign risk have to be interpreted as any public or government announcement related to consolidation policies or the country's fiscal sustainability.

I employ a specification of news shocks delay which is standard in the literature⁴³. As for the implementation delay, there is no specific evidence measuring the lag between announcements related to a country's fiscal sustainability and its impact on the real economy. Therefore to calibrate the delay I take the following strategy. As a benchmark I assume the standard 6 quarters delay employed by the literature studying news on fiscal policy. News on a country fiscal sustainability risk include announcements of (futures increases in) government spending and taxes and those are characterized by standard implementation delays. However some news, like credit rating announcements, might have a faster impact on both sovereign bond markets and the real economy. For this reason I do robustness checks by shortening or increasing the announcement delay. Qualitative results are confirmed.

Figure 2 shows a 1% news shock on sovereign risk with a 6 quarters implementation delay (dashed line in each panel). The overall qualitative effect is not dissimilar to the one observed for the actual realization of the sovereign shock. In a nutshell, news of an imminent increase in sovereign premia have contractionary effects (output, consumption and investment fall). Agents, who hear news of impending increases in sovereign risk, anticipate the imminent fiscal adjustment and also the upcoming fall in the value of their wealth (exposed to sovereign bonds). In response to this they adjust consumption demand. In presence of sticky prices the fall in demand triggers a fall in output and investment. Banks also act in anticipation. They anticipate the upcoming fall in their profits and raise bank capital in response. This reduces the amount of bank funds available for firms' credit, thereby causing a further shrinkage in investment. Also, due to the sovereign-bank risk nexus, banks' liquidity premia increase. Investors foresee that banks highly exposed to sovereign risk will experience a shrink in asset value, hence they liquidate deposits in anticipation. As liquidity

⁴¹See Orphanides[29] for the effects of stress tests announcements.

⁴²News are information signals. However notice that this signal is different in nature from the signal triggering the bank run. The first, is an aggregate signal, equal among investors, which does not require an information coordination problem, while the second does.

⁴³See Leeper, Walker and Yang [24].

soars banks have to offer higher returns to investors, which results in an increase in banks' funding costs. Compared to the case of the actual realization, news shocks have a much larger and persistent quantitative impact. Overall the recessionary effects of an anticipation in sovereign risk spikes are much larger and the increase in banks' funding costs are much sharper. The main channels that contributes to the amplification are the wealth effects and the banks' liquidity channel. News shocks act as an additional confidence shock for both investors and banks. Consumers/investors become pessimistic about the future value of their wealth (exposed to sovereign). In their quest for safety they increase precautionary saving, off-load government bonds and deposits and front-load the consumption adjustment. Banks also become pessimistic about their possibility of raising funds in the future. For this reason they shift toward more stable funding means (equity capital) and reduce overall asset exposure. In the past literature the impact of news shocks (either on productivity or on fiscal policy⁴⁴) materialized primarily through consumption fluctuations. In my model the banks' liquidity and balance sheet channels render significant the impact of news shocks also on credit and investment.

4.3 Uncertain Consolidation Policy with Noisy Signal Extraction

A first response to the sovereign crisis in the euro area was the implementation of large fiscal consolidation packages in distressed countries. The goal was that of reducing sovereign risk, and its consequences, by bringing debt onto a sustainable path. By containing sovereign risk consolidation policies are beneficial in that they contribute to mute the extent of the bank-sovereign risk nexus. In a dynamic context restrictive fiscal policies have also beneficial effects through anticipation of lower taxes in the future. They however also have perverse effects in that they reduce growth, hence tax revenues, thereby hampering the consolidation itself. A model where sovereign risk impacts banks' resilience and sustainability is the right laboratory economy to explore the various dimensions of fiscal consolidation. Specifically, I consider the effects of fiscal consolidation announcements in the form of a stochastic increase in ϕ_Y^T . This formulation is well in line with the implementation of the *European fiscal compact* (Title III) approved in 2011 for which automatic adjustments are done to business cycle output gaps⁴⁵. Notice that fiscal consolidation announcements are often surrounded

⁴⁴See for instance Beaudry and Portier[7] among many others.

⁴⁵For countries under the Troika program prescribed adjustment is usually steepened in years in which growth is foreseen. Notice however that if the same news shock is inserted on the parameter ϕ_b^f the transmission is similar.

by large uncertainty. Agents consider part of the announcement as real news and part as noise that will be revised in the future. The large uncertainty is due to the fact that even externally imposed consolidation programs (like those of the Troika or foreseen in the fiscal compact) are subject to Parliamentary discussion and votes. This implies that agents receiving news of fiscal consolidation have to solve a signal extraction problem. Notice that this signal (as well as the signal on sovereign risk spreads) are different in nature from the signal triggering the bank run. The first, is an aggregate signal, equal among investors, which does not require the solution to an information coordination problem, while the second does.

The noisy signal is modelled along the lines of Blanchard, L’Huillier and Lorenzoni[13]⁴⁶. More specifically I assume that the policy parameter, ϕ_Y^T , follows the process:

$$\hat{\phi}_{TY,t}^\wedge = (1 - \rho)\hat{\phi}_{TY,ss}^\wedge + \rho\hat{\phi}_{TY,t-1}^\wedge + \sigma_{\phi,t}^2\epsilon_{t-6} \quad (38)$$

where the index \wedge indicates logs, the error term (also to be interpreted in logs) is as follows $\epsilon_t \sim N(0, \sigma_\epsilon^2)$. Agents receive a signal on the consolidation announcement. The signal conveys partly relevant information ϵ_t (that will realize at time t) and partly noise, v_t (non-fundamental changes), with v_t representing a Gaussian white noise, orthogonal to ϵ_t at all leads and lags:

$$s_t = \epsilon_t + v_t; v_t \sim N(0, \sigma_v^2) \quad (39)$$

To infer the variance $\sigma_{\phi,t}^2$ we can define the operator $h_{\phi,t} = \frac{1}{\sigma_{\phi,t}^2}$. The latter obeys to the following restriction (again to be interpreted in logs) obtained through a linear project problem:

$$h_{\phi,t} = \frac{\sigma_{\epsilon}^2 + \sigma_{\phi}^2}{\sigma_{\epsilon\phi}^4} + \sigma_{vt}^2 v_t \quad (40)$$

See Appendix B to for details on the derivations of 40.

The above formulation can be rationalized as follows. The agents receive announcements about the future path of the fiscal policy variable, $\phi_{Y,t}^T$. The announcement contains a permanent autoregressive component, $(1 - \rho_{\phi_Y^T})\hat{\phi}_{TY,ss}^\wedge + \rho_{\phi_Y^T}\hat{\phi}_{TY,t-1}^\wedge$, and a news component, $\sigma_{\phi,t}^2\epsilon_{t-j}$. The news component is uncertain as it is scaled up by a the volatility of a noise component. Agents are not sure about how much of the news will materialize and in this respect they face a signal extraction problem.

⁴⁶While those authors examine the effect of noisy signals for productivity shocks on output, I introduce noisy signals on fiscal parameters.

Figure 3 below shows the impact of a 1% a news shock to the policy parameter $\phi_{Y,t}^T$ according to the above specification. I focus on the anticipated component of the fiscal consolidation (rather than on the noise⁴⁷) as the main interest lies in assessing the effects of enacted austerity measures. Agents however discount that not all of the announced measures will materialize as they re-scale the news by $\sigma_{\phi,t}^2$.

The figure shows that announcement of a consolidation policy has recessionary effects at short horizons (for the first ten quarters). Agents expect tax hikes, hence reduce consumption. The ensuing fall in output (due to sticky prices) shrinks investment demand, which in turn reduce firms' loans and induces banks to increase bank capital ratios. As banks profitability falls (in this case due to lower firms' project profitability) investors run the bank and deposits fall. Banks' profits from bond trading also fall. This is mainly due to the decreased supply of government bonds, which also reduce their price. After 10 quarters however impulse responses temporarily revert. The consolidation effort reduces overall sovereign risk. Agents feel wealthier as bonds' price raise again, hence increase their consumption. The increase in demand brings about an increase in output, investment and firms' loans. The over-shooting lasts roughly until quarter 25, when all variables return to the steady state. The medium run expansionary effect of reduced sovereign risk is compatible with the literature on the effects of risk shocks on the business cycle (see Bloom [14] and Bloom et. al.[15]).

5 Conclusions

There is ample evidence that increases in sovereign risks have an impact on banks' funding composition and costs, and in turn on banks' credit. I construct a model which rationalizes the channels highlighted in the data and accounts for the sovereign-bank risk nexus. When banks are exposed to sovereign risk, an increase in sovereign premia operates primarily through two channels. First, there is a *asset-liquidity risk* channel. As banks' asset risk increases investors of short term liabilities run the bank. Second, since sovereign bonds are used by banks to rollover liquidity in repo markets, a fall in bonds' values reduces their collateral capacity, thereby producing further spiralling effects that induce liquidity shortages. Overall the liquidity short-fall coupled with increased asset risk

⁴⁷The impulse response for the noise shock is available upon request.

raises banks' funding costs. This is so since banks have to offer higher returns to outside investors in order to attract liquidity. The strains on the liability side have also an impact on banks' credit extensibility to firms.

I use the model as laboratory to test the effects of anticipatory effects of sovereign risk and to assess the role of consolidation policies announcements in an uncertain environment. I find that news shocks on sovereign risk sharpen recessions. As agents hear news of sovereign distress they anticipate the upcoming fiscal consolidation and adjust demand in anticipation. In presence of sticky prices the adjustment in demand translates into an output adjustment. Banks also act in anticipation of the upcoming raise in sovereign risk and increase equity capital, which in turn reduces banks' credit. Due to the sovereign-bank risk nexus, banks' liquidity premia increase. Investors anticipate that banks highly exposed to sovereign risk will experience a shrink in asset value, hence they liquidate deposits.

In such laboratory economy announcements of consolidation policies have mixed results. I realistically assume that announcements are surrounded by uncertainty. Indeed most austerity measures undertaken to contain debt are often reverted back at later stages due to the political uncertainty. In this context noisy news (with signal extraction) of consolidation policies are recessionary in the short run, as they contribute to investors and banks pessimism, and mildly expansionary in the medium run, as the reduction in sovereign risk produces wealth effects. The liquidity channel highlighted throughout the paper is crucial in accounting for the realm of the fiscal transmission.

References

- [1] Almeida, H., Cunha, I., Ferreira, M. and F. Restrepo, (2014). “The Real Effects of Credit Ratings: the Sovereign Ceiling Channel”. *Journal of Finance*, forthcoming.
- [2] Angeloni, I. and E. Faia (2013). “Capital Regulation and Monetary Policy with Fragile Banks.” *Journal of Monetary Economics*, lead article, 60,3, pp.3111-382.
- [3] Angeloni, I., Faia, E., Lo Duca, M., (2015). “Monetary policy and risk taking.” *Journal of Economic Dynamics and Control*. vol. 52 Issue C, 2015, pp. 285-307.
- [4] Anand, K., Gai, P., and Marsili, M. (2013). “Rollover risk, network structure and systemic financial crises.” *Journal of Economic Dynamics and Control*, 36 (8), 1088–1100.
- [5] Balteanu, I., Erce, A., and Fernandez, L. (2011). “Bank Crises and Sovereign Defaults: Exploring the Links.” Working Paper, Banco de Espana.
- [6] Basel International Convergence of Capital Measurement and Capital Standards: a Revised Framework. Comprehensive Version (BCBS).
- [7] Beaudry, P. and F. Portier, (2014). “News Driven Business Cycle: Insights and Challenges.” *Journal of Economic Literature*, vol. 52(4), pp. 993-1074.
- [8] Beetsma, R., Giuliodori, M., de Jong, F. and D. Widiyanto (2012). “Spread the News: the Impact of News on the European Sovereign Bond Market during the Crisis.” Mimeo.
- [9] Berger, (2003). “The economic effects of technological progress: Evidence from the banking industry”. *Journal of Money, Credit and Banking*, 35-141-176.
- [10] Bi, H., E. Leeper and Campbell L., (2010). “Stabilization vs. Sustainability: Macroeconomic Policy tradeoffs.” Mimeo.
- [11] Bi, H. (2012). “Sovereign Default Risk Premia, Fiscal Limits and Fiscal Policy.” *European Economic Review*, 56, 389-410.
- [12] BIS, (2011). “The impact of sovereign credit risk on bank funding conditions.” Committee on the Global Financial System Papers 43.

- [13] Blanchard, O., L’Huillier, J. and G. Lorenzoni, (2013). “News, Noise and Fluctuations: An Empirical Investigation.” *American Economic Review*, 103, 7, 3045-3070.
- [14] Bloom, N., (2009). “The Impact of Uncertainty Shocks.” *Econometrica*, May.
- [15] Bloom, N., M. Floteotto and N. Jiainovich, (2010). “Really Uncertain Business Cycles.” Mimeo.
- [16] Carlsson, H. & van Damme, E. (1993). “Global games and equilibrium selection.” *Econometrica*, 61 (5), 989–1018.
- [17] Darraq-Paries, M. Faia, E. and D. Palenzuela, (2014). “Bank and Sovereign Debt Risk Connection”. SAFE w.p.
- [18] Ehrmann, M. and D. Sondermann (2009). “The reception of public signals in financial markets. What if central bank communication become stale?” ECB w.p. No. 1077.
- [19] Faia, E. (2016). “A Note on Credit Risk Transfer and the Macroeconomy.” Forthcoming *Macroeconomic Dynamics*.
- [20] Gande, A. and D. Parsley, (2005). “News spillovers in sovereign debt market.” *Journal of Financial Economics*, 75(3), pp. 1779-1801.
- [21] Gennaioli, N., Martin, A. and S. Rossi, (2014). “Sovereign Default, Domestic Banks and Financial Institutions”. *Journal of Finance*, vol. 69, issue 2, pp. 819-866.
- [22] Holmstrom, B. and J. Tirole, (1998). “Private and Public Supply of Liquidity”. *Journal of Political Economy*, 106 (1): 1-40.
- [23] Holmström, B. and J. Tirole, (1997). “Financial Intermediation, Loanable Funds and the Real Sector”. *Quarterly Journal of Economics*, 112, 663-691.
- [24] Leeper, E., Walker, T. and S. Yang, (2013). “Fiscal Foresight and Information Flows.” *Econometrica*, 81, 3, pp. 1115-1145.
- [25] Macaluy, F. (1938). “The Movements of Interest Rates, Bond Yields and Stock Prices in the United States since 1856”. NBER.

- [26] Meh, C. A. and Moran, K., (2010). “The role of bank capital in the propagation of shocks”. *Journal of Economic Dynamics and Control, Elsevier*, vol. 34(3), pages 555-576.
- [27] Mohl, P. and D. Sondermann (2013). “Has political communication during the crisis impacted sovereign bond spreads in the euro area?” *Applied Economic Letters*, 20(1), pp. 48-61.
- [28] Morris, S. and Shin, H. S. (2003). *Global Games: Theory and Applications*, volume 1, chapter 3, (pp. 57–114). Cambridge University Press.
- [29] Orphanides, A. (2013). *Stress Tests as a Policy Tool: the European Experience During the Crisis*, chapter in *Financial Regulation*, Cambridge University Press, edited by Faia, Hackethal, Haliassos and Langenbucher.
- [30] Qian, R., Reinhart, C. and K. Rogoff (2010). “Do countries “graduate” from crises? An historical perspective”.
- [31] Reinhart, C. M. and Rogoff, K. S. (2010). “From financial crash to debt crisis,” NBER Working Paper 15795.
- [32] Rudebusch, G., (2002). Term structure evidence on interest rate smoothing and monetary policy inertia. *Journal of Monetary Economics*, 49, 1161-1187.
- [33] Rudebusch, Glenn and Eric, Swanson (2012). “The Bond Premium in a DSGE Model with Long-Run Real and Nominal Risks”. *American Economic Journal: Macroeconomics*, p. 105-143.
- [34] Stanga, I. (2014). “Bank Bailouts and Bank-Sovereign Risk Contagion Channels.” University of Gronigen.

6 Appendix A. Investors Coordination Game

The unique cut-off for the new shock triggering investors' run:

$$\tilde{\vartheta}_t \leq \exp(\tilde{\varepsilon}_t) = \frac{R}{R_t^b} \quad (41)$$

can be rationalized through an information coordination game (see [?] and [?]). Specifically the above threshold can result as the unique equilibrium of a global game among investors who have a binary decision with two actions: “run” and “no run”. Let us assume that there are $m = \{1, \dots, M\}$ investors and define η as the fraction of depositors who run the bank. Each depositor, m , receives a private signal regarding the realization of banks' asset returns which takes the following form:

$$\vartheta_{m,t} = \varepsilon_{i,t} + \mu_{m,t} \quad (42)$$

where μ_m are small errors which are independently distributed with a cumulative distribution \mathbb{F} given by the normal distribution, $N(0, \sigma_\mu^2)$. The signal can be thought of as the investors' private information or opinion regarding bank i 's health. While agents have heterogenous signals, none has an informational advantage. The signal gives indications on the status of bank's health, but also provides information about other investors' signals. The decision to run or not is taken by setting expected payoffs equal to zero. Guessing other depositors' actions is of fundamental importance in informational games with complementarities. Indeed investors binary decision depends upon expected payoffs from the run, which in turn depend upon the amount of bank i funds which are left after other depositors have run.

The ex ante expected payoff (conditional on the signal and on the other investors' probability of a run) for the investors in our model can be constructed as follows. The payoffs that investors expect to receive if they run is given by the difference between the ex ante overall return on assets and the return accruing to bank capitalists, weighted by the fraction of investors who have not yet run and divided by the fraction of investors who still have to run. Each marginal investors runs when this expected payoff becomes equal to zero.

Lemma 1. *The unique equilibrium for the run game amounts to all depositors of bank i choosing the threshold strategy:*

$$\tilde{\vartheta}_t \leq \frac{R}{R_t^b} \quad (43)$$

Proof. We start by computing the expected payoff of each depositor, m , of bank i from running conditional on signal ϑ_m and conditional on depositors $j \neq m$ running when $\vartheta_j \leq h$. The value is as follows:

$$\Upsilon(\vartheta_{m,t}, h_t) = \left[\mathbb{E}[\varepsilon_{i,t} \mid \vartheta_{m,t}] p_h R q_t I_t - p_h R_t^b q_t I_t \right] \frac{1 - \eta}{\eta} \mathbb{F} \left(\frac{h_t - \vartheta_{m,t}}{\sqrt{2\sigma_\mu}} \right) \quad (44)$$

The depositor who decides to run gets the expected value of bank i assets, $\mathbb{E}[\varepsilon_t \mid \vartheta_{m,t}] p_h R q_t I_t$, net of the proceeds to be given to equity capitalists and weighted by the fraction $1 - \eta$ of depositors who have not run previously and in proportion of the depositors who have not yet run the bank. The mass of depositors who have run previously is given by the fraction η multiplied by the probability that the signal of those depositors is below the threshold h_t , namely $\mathbb{F} \left(\frac{h_t - \vartheta_{m,t}}{\sqrt{2\sigma}} \right)$. Notice that the probability mass $\mathbb{F} \left(\frac{h_t - \vartheta_{m,t}}{\sqrt{2\sigma}} \right)$ has been obtained using the fact that $\vartheta_{j,t} \mid \vartheta_{m,t} \sim N(\vartheta_{m,t}, 2\sigma_\mu^2)$. Each depositor m will run when the expected payoff in 44 equals zero. Given the above we can re-write the expected payoff as follows:

$$\Upsilon(\vartheta_{m,t}, h_t) = \left[\vartheta_{m,t} p_h R q_t I_t - p_h R_t^b q_t I_t \right] \frac{1 - \eta}{\eta \mathbb{F} \left(\frac{h_t - \vartheta_{m,t}}{\sqrt{2\sigma}} \right)} \quad (45)$$

The function in 44 is monotonically increasing with respect to $\vartheta_{m,t}$ and with respect to h_t . Therefore there must be a unique value of $\vartheta_{m,t}$ (in every period) for which the function is zero and that defines the switching strategy common to all depositors (hence when $\eta = 1$). This threshold can be formalized as follows: $s_{m,t}(\vartheta) = \text{run}$ if $\tilde{\vartheta}_t \leq \frac{R}{R_t^b}$ and $s_{m,t}(\vartheta) = \text{no run}$ otherwise. Through an iterative argument one can show that this switching strategy survives even after many iterations of the game. Notice that in $\tilde{\vartheta}_t = \exp(\tilde{\varepsilon}_t)$ in the main text of the paper.

7 Appendix B. Sovereign Risk Signal Extraction Problem

Let's assume an AR(1) process for the law of motion of the fiscal rule 'parameter' $\phi_{TY,t}$, with 6-quarters ahead announced shock ϵ_t and stochastic volatility $\sigma_{\phi,t}^2$:

$$\phi_{TY,t} = (1 - \rho)\phi_{TY,ss} + \rho\phi_{TY,t-1} + \sigma_{\phi,t}^2 \epsilon_{t-6} \quad (46)$$

where $\epsilon_t \sim N(0, \sigma_\epsilon^2)$.

The signal surrounding the news conveys partly relevant information ϵ_t (that will realize at time t) and partly noise, v_t (non-fundamental changes), with v_t representing a Gaussian white noise, orthogonal to ϵ_t at all leads and lags:

$$s_t = \epsilon_t + v_t; v_t \sim N(0, \sigma_v^2) \quad (47)$$

In this imperfect information setup, the agents' expectations on news are conditional on the signal and by linear projection of ϵ_t on v_t one gets:

$$\begin{aligned} E(\epsilon_{t-6}|s_t) &= \frac{\sigma_\epsilon^2}{\sigma_s^2} s_{t-6} = \frac{\sigma_\epsilon^2}{(\sigma_\epsilon^2 + \sigma_v^2)} s_{t-6} = \\ &= \alpha s_{t-6} \end{aligned} \quad (48)$$

Where $\alpha = \frac{\sigma_\epsilon^2}{(\sigma_\epsilon^2 + \sigma_v^2)}$ is the noise-to-signal ratio (Beaudry and Portier[7]), measuring the relative importance of news on the signal. Hence, the conditional variance of the news on the signal is:

$$V(\alpha s_{t-6}) = \frac{\sigma_\epsilon^4}{(\sigma_\epsilon^2 + \sigma_v^2)} = \sigma_{\phi,ss}^2 = \alpha \frac{1}{\sigma_\epsilon^2} \quad (49)$$

The above specification implies that agents attach a variance to the news in 46 that is conditional on the information available at time t about the news (signal) and it depends on the noise-to-signal ratio. We can define the operator $h_{\phi,t} = \frac{1}{\sigma_{\phi,t}^2}$, whose mean (in the steady state) we assume to be the inverse of the conditional variance of the news $h_{\phi,ss} = \frac{1}{\sigma_{\phi,ss}^2} = \frac{(\sigma_\epsilon^2 + \sigma_v^2)}{\sigma_\epsilon^4}$. Its law of motion is a white noise process with non-zero mean and variance σ_v^2 :

$$h_{\phi,t} = \frac{(\sigma_\epsilon^2 + \sigma_v^2)}{\sigma_\epsilon^4} + \sigma_v^2 v_t \quad (50)$$

The above specification describes well the two limiting information cases. In the first case the announcement is transmitted fully and perfectly to agents and it will be realized at time t . In the second case the announcement is entirely a noisy signal.

- Perfect signal : $(\sigma_v^2 = 0), \alpha = 1, h_{\phi,t} = \frac{1}{\sigma_\epsilon^2}, \sigma_{\phi,t}^2 = \sigma_\epsilon^2$
- Noisy signal : $(\sigma_v^2 \rightarrow \infty), \alpha = 0, h_{\phi,t} \rightarrow \infty, \sigma_{\phi,t}^2 \rightarrow 0$

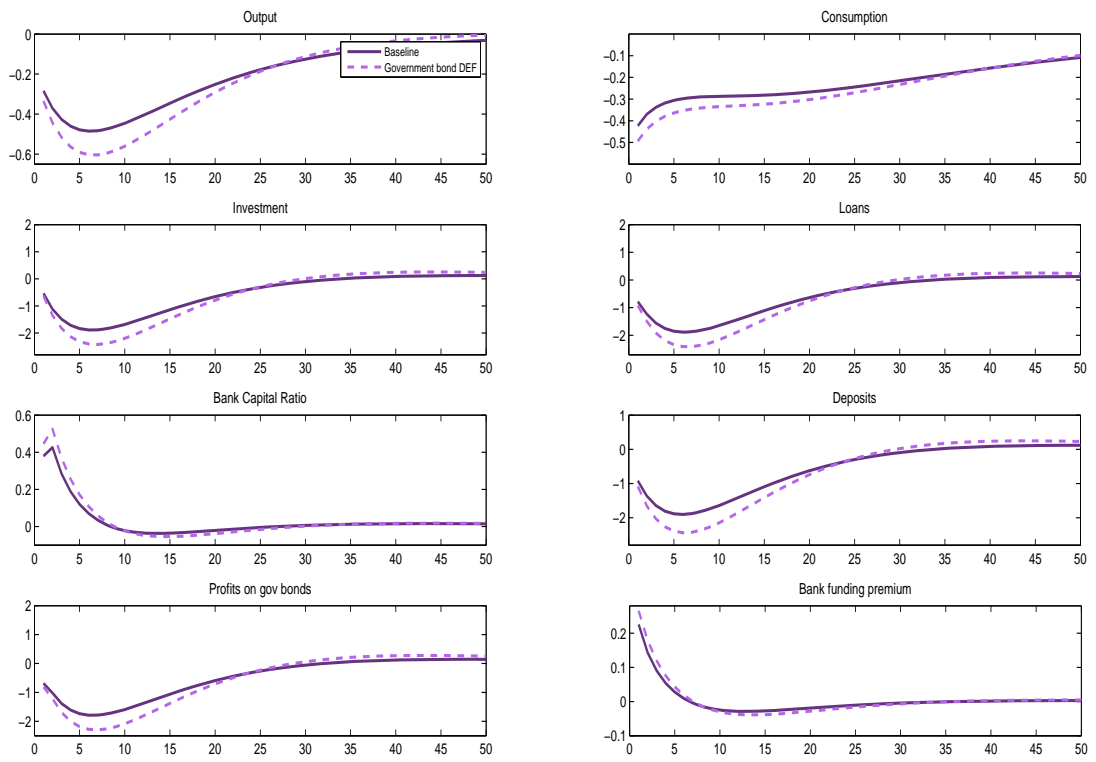


Figure 1: Impulse response of selected variables to 1% productivity shock in the models with and without sovereign risk.

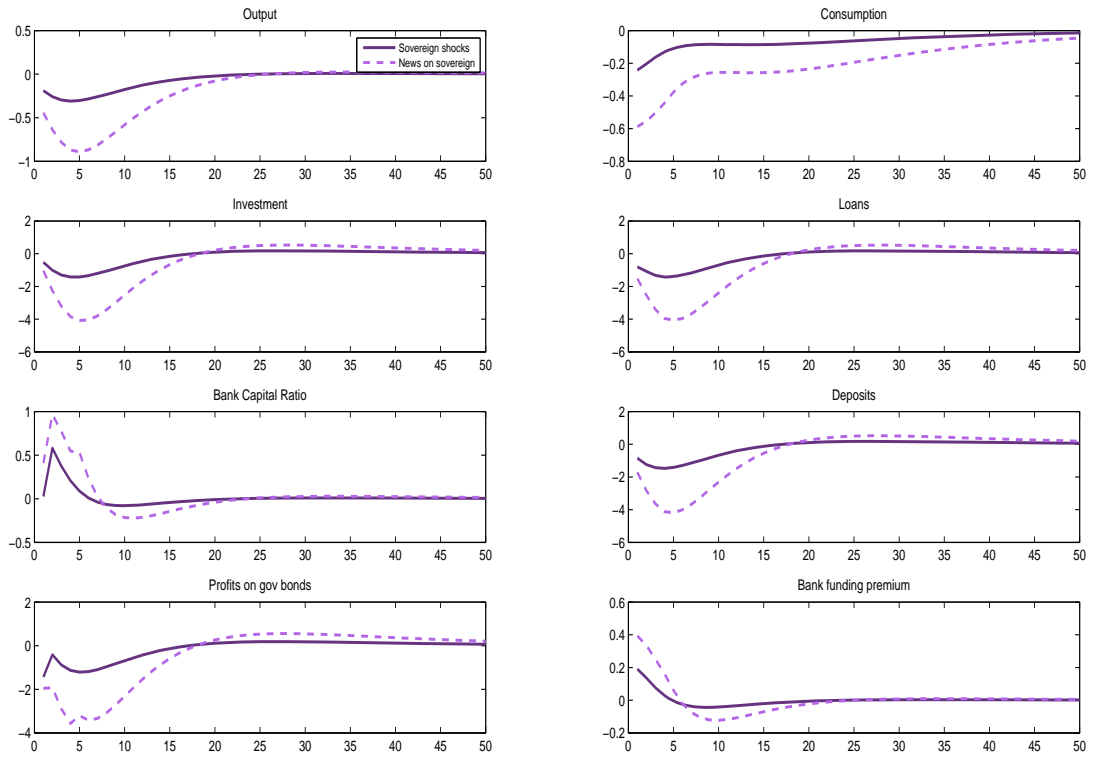


Figure 2: Impulse response of selected variables to 1% sovereign risk shock (solid line) and to news shock on sovereign risk (dashed line).

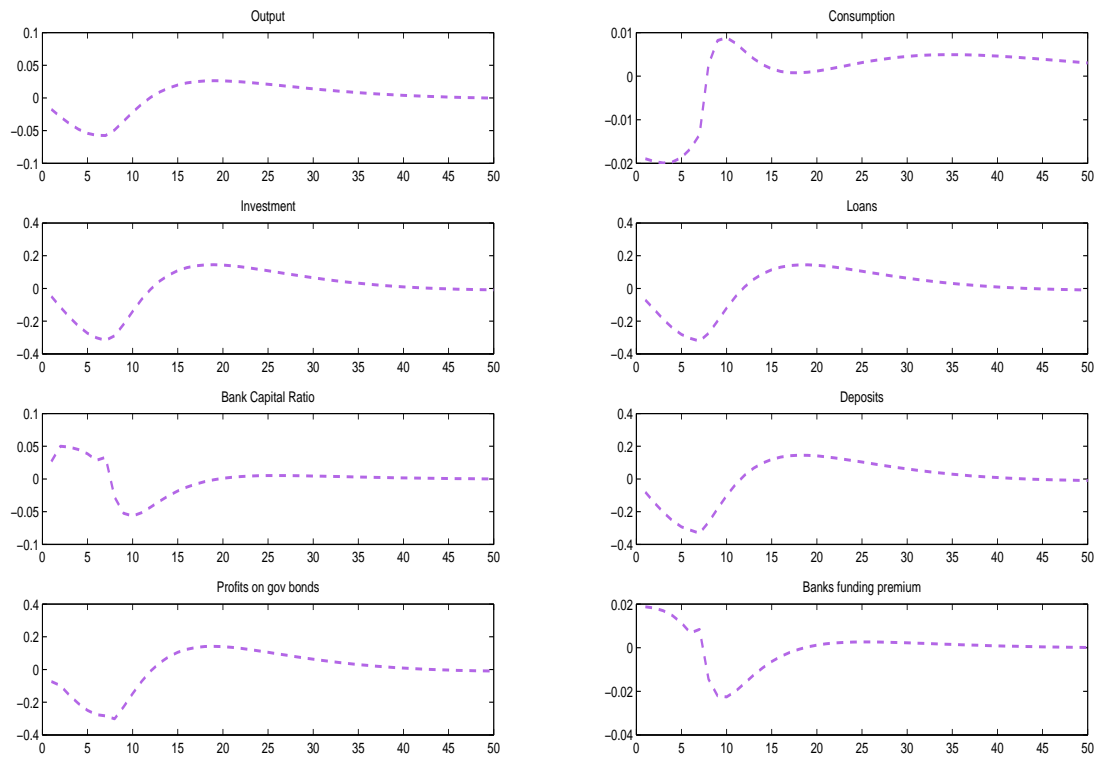


Figure 3: Impulse responses of selected variables to a 1% news shock to the parameter governing the tax rule (consolidation policy).

Table 1: Correlations of banks CDS and sovereign CDS for median banks in selected countries. Sample period 2008-2013.

<i>AT</i>	<i>BE</i>	<i>DE</i>	<i>ES</i>	<i>FR</i>	<i>FIN</i>	<i>FR</i>
0.90	0.86	0.88	0.84	0.94	0.89	0.94
<i>FR</i>	<i>GR</i>	<i>IR</i>	<i>IT</i>	<i>NL</i>	<i>PT</i>	<i>UK</i>
0.94	0.61	0.90	0.95	0.94	0.92	0.50

Table 2: Ratios of second moments of selected variables in the model and in the data. Data refer to combinations of the following countries: Ireland versus Germany, Greece versus Germany and Portugal versus Germany.

Ratios of S.D.	Model	Ireland/Germany	Greece/Germany	Portugal/Germany
Output	1.18	1.64	3	0.94
Employment	1.02	1.52	1.78	0.84
Investment	1.21	5.05	2.97	1.6
Bank capital	3.81	13.91	13.33	3.95

Recent Issues

All CFS Working Papers are available at www.ifk-cfs.de.

No.	Authors	Title
541	Patrick Augustin, Menachem Brenner, Gunnar Grass, Marti G. Subrahmanyam	<i>How do Insiders Trade?</i>
540	Patrick Augustin, Valeri Sokolovski, Marti G. Subrahmanyam	<i>Why Do Investors Buy Sovereign Default Insurance?</i>
539	Carlo Altavilla, Marco Pagano, and Saverio Simonelli	<i>Bank Exposures and Sovereign Stress Transmission</i>
538	Volker Brühl	<i>How to define a Systemically Important Financial Institution (SIFI) – a new perspective</i>
537	Markus K. Brunnermeier, Sam Langfield, Marco Pagano, Ricardo Reis, Stijn Van Nieuwerburgh, Dimitri Vayanos	<i>ESBies: Safety in the tranches</i>
536	Günter W. Beck, Hans-Helmut Kotz, Natalia Zabelina	<i>Prices and consumer purchasing preferences at the border: evidence from a multi-country household scanner data set</i>
535	Christian Rühl	<i>Size and welfare costs of price differences across European countries</i>
534	Günter Beck, Sarah M. Lein	<i>Microeconomic evidence on demand-side real rigidity and implications for monetary nonneutrality</i>