

Timme, Florian; Sass, Markus

Conference Paper

Doing it once is good, doing it twice is even better. On the dynamics of altruistic behavior

Beiträge zur Jahrestagung des Vereins für Socialpolitik 2016: Demographischer Wandel - Session: Social Norms and Diffusion of Responsibility, No. G21-V1

Provided in Cooperation with:

Verein für Socialpolitik / German Economic Association

Suggested Citation: Timme, Florian; Sass, Markus (2016) : Doing it once is good, doing it twice is even better. On the dynamics of altruistic behavior, Beiträge zur Jahrestagung des Vereins für Socialpolitik 2016: Demographischer Wandel - Session: Social Norms and Diffusion of Responsibility, No. G21-V1, ZBW - Deutsche Zentralbibliothek für Wirtschaftswissenschaften, Leibniz-Informationszentrum Wirtschaft, Kiel und Hamburg

This Version is available at:

<https://hdl.handle.net/10419/145536>

Standard-Nutzungsbedingungen:

Die Dokumente auf EconStor dürfen zu eigenen wissenschaftlichen Zwecken und zum Privatgebrauch gespeichert und kopiert werden.

Sie dürfen die Dokumente nicht für öffentliche oder kommerzielle Zwecke vervielfältigen, öffentlich ausstellen, öffentlich zugänglich machen, vertreiben oder anderweitig nutzen.

Sofern die Verfasser die Dokumente unter Open-Content-Lizenzen (insbesondere CC-Lizenzen) zur Verfügung gestellt haben sollten, gelten abweichend von diesen Nutzungsbedingungen die in der dort genannten Lizenz gewährten Nutzungsrechte.

Terms of use:

Documents in EconStor may be saved and copied for your personal and scholarly purposes.

You are not to copy documents for public or commercial purposes, to exhibit the documents publicly, to make them publicly available on the internet, or to distribute or otherwise use the documents in public.

If the documents have been made available under an Open Content Licence (especially Creative Commons Licences), you may exercise further usage rights as specified in the indicated licence.

1 Introduction

The study of other-regarding preferences is one of the most important topics for experimental economists that has emerged during the last three decades. The discovery that this kind of preferences plays a crucial role in many important economic situations is one of the most impressive findings coming from economics laboratories. It has provoked the development of new theories and changed the way economists think about human decisions.¹

Theoretical and experimental research on other-regarding preferences is nevertheless also subject to substantial criticism. Much attention has been given to a debate started by Levitt and List (2007), who highlighted a number of methodological problems inherent in laboratory experiments and questioned the external validity of experimental findings.²

One particular concern expressed by Levitt and List with regard to other-regarding preferences is the generalizability of findings from one-shot experiments. They claim that prosocial behavior in one-shot lab experiments might indicate concerns about reputation building rather than other-regarding preferences because “personal experiences may [effectively] cause subjects to play these one-shot games as if they have some repetition.” They also point out that “social dilemmas are typically not one-time encounters, but rather repeated games” and raise the question whether an “effect observed in the lab manifests itself over a longer time period.” DellaVigna (2009) adds to the criticism directed at theories of social preferences by pointing out that the theories based on the experimental findings regarding prosocial behavior seem to overpredict giving in the field. Putting these two points together could lead to the hypothesis that the overprediction of “other-regarding behavior” is caused by the fact that laboratory experiments usually do not investigate repeated identical decisions within a longer time span but rather behavior (one-shot or repeated) within a single experimental session.

These concerns are part of the motivation behind our study. What forces (if any) are at work if decisions concerning a trade-off between one’s selfishness and altruistic behavior are repeated and the repetitions are separated from each other by a considerable time span, lasting days or weeks? Does prosocial behavior degenerate over the course of a long-lasting repeated exper-

¹ See Cooper and Kagel (forthcoming) for a selective overview.

² Besides general comments on the pros and cons of experiments conducted in the laboratory (Falk and Heckman (2009), Bardsley et al. (2010), Croson and Gächter (2010), Henrich et al. (2010)), one strand of the literature started to test the crucial methodological points empirically. For example, Barmettler et al. (2012) investigated the effect of the “experimenter-subject” interaction under laboratory conditions. Slonim and Roth (1998), Cameron (1999) and, more recently, Andersen et al. (2011) investigated whether social preferences disappear under high stakes and Fehr and List (2004) asked if student subjects show significantly higher degrees of social preferences than non-student subjects.

iment or is it stable? The attempt to answer this question experimentally has to take some fundamental methodological difficulties into account. First, repeating experiments is accompanied by a loss of control because what subjects do outside the laboratory cannot be observed. We cannot know what kind of experiences subjects make between the sessions. Second, repetition of decisions can cause learning and reputation effects. Subjects may use prosocial behavior in order to build a reputation for being a socially responsible person. Also important is the fact that the repetition can lead to learning effects. Subjects may learn their best responses in the game they play repeatedly. They also may learn from the behavior of other subjects. Of course, it would be interesting to observe such learning processes, but this would not inform us how the pure repetition of an identical situation influences behavior. Reputation and learning effects in the laboratory prevent us from observing those processes that influence behavior *after everything has been learned* and the *reputation is already fixed*. But these processes are important because in many real world situations in which social preference plays an important role there is little room for learning and we rather quickly develop into a situation in which everything is known. Does this mean that behavior is then stable?

Surprisingly, very few experimental studies have addressed the stability of prosocial behavior in an environment in which experimental sessions are repeated and learning effects are excluded. Brosig et al. (2007) conduct a series of repeated modified dictator experiments at intervals of four weeks. They observe that behavior becomes significantly more selfish over the course of the experiment. Sass and Weimann (2015a) investigate the behavioral dynamics in repeated trust and mutual gift-giving games and also find that the propensity to give to others decreases over time. Sass and Weimann (2015b) report the same for a series of repeated standard public good games. Schmitz (2014) conducts two identical charity donation experiments at intervals of either four hours or one week and reports that subjects give substantially less at the second time of asking.

A cautious interpretation of the experimental evidence so far is that the dynamics of prosocial or altruistic behavior are such that subjects do not show stable behavior, but become more selfish over time even if there is little or no room for learning. If this evidence could be confirmed, this would be an important finding for the theoretical treatment of social behavior as well as for practical reasons. The theoretical implication would be that those theories which are currently used to explain prosocial behavior³ are incomplete because they all implicitly

³ For example theories of other-regarding preferences such as inequity aversion Fehr and Schmidt (1999), Bolton and Ockenfels (2000), Charness and Rabin (2002).

assume stable preferences and stable behavior and thus cannot explain the dynamics of prosocial behavior. The practical relevance of a decrease in the willingness to behave prosocially is obvious. Whenever non-selfish behavior is needed to provide goods (public goods, donations to charities and so on), it is important to know if and why the willingness to forego individual income may decrease over time.

A small number of recent studies have tried to fill the theoretical gap with respect to unstable prosocial behavior: Schmitz (2014) argues that prosocial behavior creates a lasting warm glow effect that reduces a subject's willingness to donate again shortly after giving at the first time of asking. Gneezy et al. (2014) propose a theory of and experimental evidence for *conscience accounting*, whereby a "temporal increase in guilt induced by past immoral actions" makes subjects more likely to donate to charity. Merritt et al. (2010) go down the same route, but in the opposite direction, by presenting experimental evidence for a *moral self-licensing* effect that triggers selfish behavior on the back of past good deeds.

In this study, we pursue two goals in a sequential way. First, we want to gain more experimental evidence on the dynamics of prosocial or altruistic behavior in repeated experiments which to a large extent exclude reputation and learning effects. For this purpose, in the first part of our investigation we use a large variety of repeated dictator games in which we vary the number of repetitions, the time span between repetitions and the social distance between subjects and experimenter. This first experimental part of our study shows that, once again, the willingness to forego one's own income decreases over time: subjects became more selfish when they were repeatedly put in identical situations in which they could decide either to be selfish or to act altruistically. In the second part of this study we develop a simple theoretical explanation for this kind of dynamic. We show that under plausible assumptions it is a rational choice to reduce altruistic donations in repeated situations in which one has to decide between selfish and altruistic behavior. Two central assumptions are needed for this rational choice explanation. Krupka and Weber (2013) have demonstrated that social norms and the approval people get if they follow these norms play a decisive role in dictator game experiments. We follow this line of explanation and firstly assume that people balance their selfish needs and the social approval they get if they follow a social norm. The second assumption is that the social approval for giving in a repeated dictator game is such that giving a certain amount the second time is more approved than having given that same amount the first time. This second assumption follows in a natural way from the observation that it is socially accepted that people who have "done their duty" and have served a group or another person are

allowed to be more selfish “the next time”. Foregoing the use of this social permission to behave selfishly deserves even more approval. Krupka and Weber (2013) also introduced a norm elicitation method which allows social norms to be investigated experimentally. In the last step of our research program, we make use of this technique and find that the social norm concerning repeated dictator game situations found in the norm elicitation experiment is in line with the assumptions necessary to explain the decrease in altruism as a rational choice.

The remainder of this paper is structured as follows. In Section 2, the first experimental part is presented. We first describe and provide the reasoning behind the experimental treatments (2.1). In particular, we explain in this section what we did to ensure that the repeated situations were identical and that reputation and learning effects could be excluded. We then explain our treatments (2.2) and report and interpret the results (2.3). In Section 3 we outline our theoretical framework (3.1), describe the design of our norm elicitation experiments (3.2) and present the results (3.3). Section 4 concludes.

2 Experiments on repeated dictator games

2.1 Experimental design

The purpose of our experimental investigation is to observe how people behave in a series of sequential experiments sharing the following properties:

- In each experimental session subjects have to choose between selfish and altruistic behavior.
- The experimental sessions are repeated *identically*.
- Between the repetitions a considerable amount of time (hours, days and weeks) passes by and each repetition takes place in a separate session of the experiment.
- The experimental design was chosen in order to exclude the possibility of learning and reputation effects.

An experimental series with these properties allows us to study how the bare fact of repetition influences decisions between more or less selfishness.

The use of the dictator game

We use the dictator game for two reasons. First, there is no room for learning. Dictators have to make an extremely simple decision without any strategic consideration. If the dictator is

allocated an amount of money X , nobody has to “learn” that X is greater than $X-y$ for any positive y given to the recipient. Therefore, we can rule out that learning to play the dominant strategy leads to dictators reducing their gifts to the recipients. Second, the dictator game allows us to measure prosocial behavior in a very direct and simple way. The share handed over to the recipient gives us a direct measure of the strength of the prosocial behavior revealed by the dictator.

A downside of employing the dictator game is its well-established proneness to framing effects. For this reason, we use several different treatments and thus gain a rather high number of independent observations. Using multiple treatments also helps to compensate for the unavoidable loss of control that goes along with repeated experiments. If particular patterns of behavior can be observed in many or all of these treatments, we can rule out that unobservable events happening outside the laboratory cause such a pattern because these events are likely to randomly influence behavior in all directions.

Ensuring identical situations

The key feature of our setup is the identical repetition of one-shot dictator games as opposed to experiments in which subjects face the same decision situation repeatedly within a single session. We will refer to these repetitions as *waves*. In order to ensure that all waves are identical, we use exactly the same procedure in each wave. Among other things, this ensures that the opportunity cost of coming to the laboratory and participating in the experiment are identical in each wave. This is an important difference to an experimental design in which an experiment is repeated identically within one session. In the latter kind of experiments, the average opportunity costs decline with each repetition.

Upon entering the laboratory, each subject was shown a live video transmission of another room of the laboratory in which the recipients of the dictator game were seated. The resolution of the video image was so low that subjects were unable to recognize the identity of the recipients. This was done in order to make sure that the dictators are paired with real subjects. Each recipient could only take part once in the experiments conducted for this study and did not receive a show-up fee. The dictators were made aware of this through written instructions (see Appendices A and B).

The payoff was organized as follows. The dictators were given an endowment of EUR 10, split into ten single EUR 1 coins. They were asked to put the money they wished to give to the recipient into an envelope and keep the rest for themselves. After the dictators left the laboratory, the envelopes were randomly distributed amongst the recipients in the other room.

One may argue that the fact that dictators in former rounds could earn some money may cause an income effect and thus the repetitions are not strictly identical. We are aware of this point, but if the small amounts of money earned in previous rounds have an income effect, it is very plausible that a donation to the other player is a *normal* good, which means that the donations will increase over the course of the experiment. Thus if the income effect exists (which we cannot rule out) then it would work in the opposite direction of what we expect to observe, namely that donations decrease.

Excluding reputation and learning effects

We cannot observe what subjects do in the time passing by between two waves. This loss of control could be problematic, notably if subjects talk to each other about the experiment and learn from others what the “right” behavior in a dictator game is. And this might change their own behavior in the next wave. At the same time this could lead to strong reputation effects. We minimized the risks of such undesired influences by implementing an elaborate procedure of picking up each subject at an individual meeting point, escorting the subject to the lab and having the subject take a seat inside a single soundproof, opaque booth. After the experiment, each subject left the laboratory individually. Thus, in any waves and at no point in time did a subject learn of any other subject’s involvement in the same experiment. The only information subjects got out of the experiment was their own decision. As already mentioned, the advantage of the dictator game is that it is immediately clear what the consequences of a decision are and nobody has to learn his dominant strategy. Weber (2003) shows that learning could also take place without any feedback except for one’s own decision in a previous round. However, Weber observed learning without feedback in a guessing game in which it was rather complicated to calculate the equilibrium choices and k -level reasoning was necessary to find the best reply. It is plausible that a subject who behaved as a level- k player in t learns that she should optimize against level- k in $t+1$. In a simple dictator game, there is no room for learning at all.

2.2 Treatments

Behavioral dynamics

The purpose of our experimental design is to gain a comprehensive picture of the forces that are at work if identical repetitions take place. To do this, it is helpful to vary the characteristic elements of the repeated situation: the number of repetitions, the time span between repeti-

tions and the regularity of repetitions. In order to separate the effect of the length of the time span between repetitions, we ran treatments in which the initial experiment was repeated only once but with different spans of time between the start and the second wave: 2 hours (2H), 2 days (2D) and 2 weeks (2W). We compared these treatments with treatments in which the game was repeated three times: after 2 hours, 2 days and 2 weeks. We also ran a treatment with four waves and a constant time interval of one week between repetitions in order to study the effect of a regularly occurring event that forced the dictators to choose between selfish and non-selfish behavior.

Social distance, single-blind vs. double-blind

Studies by various authors⁴ have shown that the observability of behavior is a crucial determinant of altruistic giving in the sense that double-blind treatments reveal lower donations in dictator games than single-blind treatments. The observability, or image-effect, should not be confused with the social norm effect detected by Krupka and Weber (2013). Social approval in their framework does not directly depend on the observability of a good deed because approval and disapproval are intrinsically motivated. Social norms have an impact on behavior because they are internalized. Given this difference between the self-image and the social norm effect, it would be interesting to see how the observability of donations to the recipient influences the dynamics of dictator behavior. Our expectation is that the visibility of gifts made by the dictator will have a level effect but no effect on the dynamics of dictator decisions. To account for the influence of the observability of behavior, we conducted all the experiments described above in a single-blind and a double-blind treatment.

The payoff procedure for the single-blind treatments was straightforward. Upon leaving the booth, the dictators were asked by the experimenter to sign a receipt for the amount of money to be taken home. Dictator behavior was thus directly observable. The dictators knew from the instructions that they would have to sign a receipt immediately after the experiment.

In the double-blind treatments, we let all dictators draw a secret fake identity for the course of the experiment before the start of the first wave. The dictators randomly picked a sealed envelope containing a number of identical paper strips on which the name of a city was printed. The number of paper strips in the envelope corresponded to the number of waves in which the dictator was asked to take part. In each wave, the dictators were required to put one of the paper strips into the envelope together with the money they wanted to give to the recipient. This procedure enabled us to track individual behavior without knowing the true identity of

⁴ See, e.g., Ariely et al. (2009), Harbaugh (1998a), Hoffman et al. (1996).

the dictator. Between the waves, the dictators kept the paper strips in their private property. They were instructed not to reveal their fake identity to any other person. All the envelopes were collected one by one by knocking on the door of the booth and having the dictators put them into a cardboard box held by the experimenter. This whole process was filmed by video camera and transmitted live to the dictators on monitor screens in their booths. Thus, they could satisfy themselves that the experimenter did not open the envelopes immediately after collecting them, making it impossible for the experimenter to identify individual behavior. Again, all information about this procedure was given to the dictators via the instructions before they made their decision.

A single session lasted 20 minutes. Subjects were recruited by ORSEE (Greiner (2004)). Table 1 summarizes all the treatments:

Name	2HSB	2DSB	2WSB	2HDB	2DDB	2WDB	4FSB	4FDB	4VSB	4VDB
Number of waves	2	2	2	2	2	2	4	4	4	4
Time span between repetitions	2 hours	2 days	2 weeks	2 hours	2 days	2 weeks	1 week	1 week	2 hours 2 days 2 weeks	2 hours 2 days 2 weeks
Double-blind	no	no	no	yes	yes	yes	no	yes	no	yes
N	39	55	33	38	38	36	25	44	32	37

Table 1: Treatment overview and number of subjects in each treatment

2.3 Results

Table 12 and Figure 1a to 1c present the descriptive results for the six treatments with one repetition of the dictator game grouped by the time span between the first and second game. Three observations are worth mentioning. First, for all three time intervals, the second transfer to the recipient is always smaller than the first transfer. The decay is statistically significant at the five-percent level (Wilcoxon signed-rank tests) with the exception of the single-blind treatment with a 2-day interval ($p = .10$). On average, the gifts to the recipients decrease by 16.9 percent. Second, for all three time intervals, subjects handed more money over to the recipient in the single-blind treatment than in the double-blind treatment. Third, the difference between the single-blind and double-blind treatments is statistically significant at the five-percent level for the 2-hour and the 2-day treatments but not for the 2-week treatment.

			Change	Average	Diff
	Start	2 H			
Single-blind	3.56	2.79	-21.6 %	3.18	0.81
Double-blind	2.55	2.18	-14.5 %	2.37	
	Start	2 D			
Single-blind	3.38	3.11	-8.0 %	3.25	1.45
Double-blind	2.05	1.55	-24.4 %	1.8	
	Start	2 W			
Single-blind	3.09	2.39	-22.7 %	2.74	0.14
Double-blind	2.81	2.39	-14.9 %	2.60	

Table 2: Results two repetitions with 2-hour, 2-day and 2-week time spans

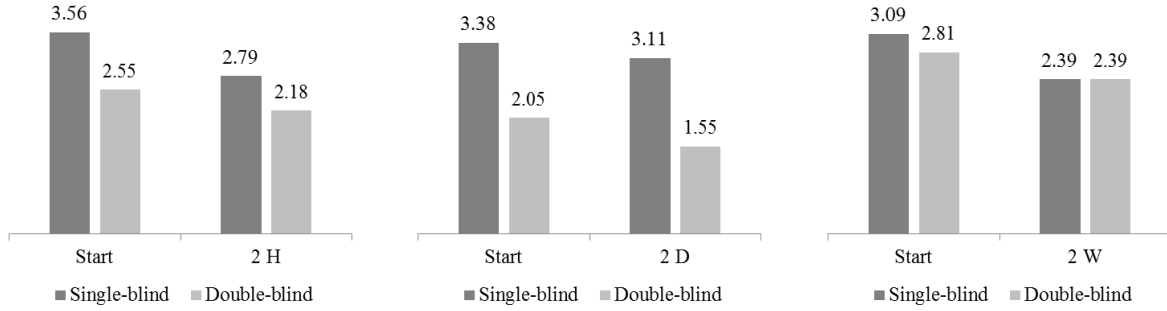


Figure 1a: Average transfers 2H

Figure 1b: Average transfers 2D

Figure 1c: Average transfers 2W

Table 3 and Figure 2 and Figure 3 display the results for the four treatments with three repetitions grouped by fixed and variable time intervals. Once again, we observe that the gifts to the recipients decrease over the course of the experiment.

	Start	Diff	2 H	Diff	2 D	Diff	2 W	Diff	Change	Average	Diff
Single-blind	3.28		2.84	.95	2.53	.85	2.31	.88	-29.6 %	2.74	.87
Double blind	2.49	.79	1.89		1.68		1.43		-42.6 %	1.87	
	Start	Diff	1 W	Diff	2 W	Diff	3 W	Diff	Change	Average	Diff
Single-blind	2.80		2.28	.03	2.12	.04	1.68	-.39	-40.0 %	2.22	-.11
Double-blind	2.84	-.04	2.25		2.16		2.07		-27.1 %	2.33	

Table 3: Results three repetitions with fixed and varying time interval

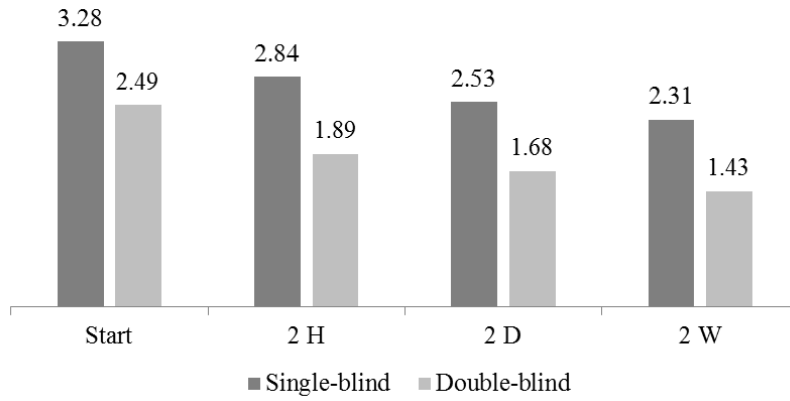


Figure 2: Average transfers three repetitions with varying time intervals

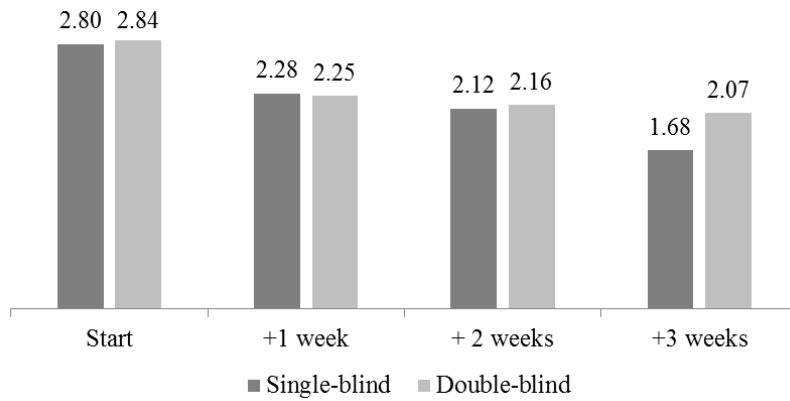


Figure 3: Average transfers three repetitions with fixed time intervals

In the treatment with varying intervals, the single-blind gifts are significantly higher than the double-blind gifts ($p < .05$ for the start and $p < .03$ for 2H, 2D, 2W, Mann-Whitney U-test). The difference between the single-blind and the double-blind treatments measured in euros is nearly the same in all of the four waves the game is played. This implies that the impact of the non-observability in the double-blind treatments is constant over the course of the experiment, which means that the image motivation for giving money to the recipient does not wash out but works in all repetitions. Furthermore, the transfers to the recipient decrease in both treatments (single-blind and double-blind) from wave to wave. The decay of the transfers is statistically significant at the five-percent level, except for the two middle waves (2H, 2D). From wave 1 to wave 4, we observe a reduction of 30 percent in the single-blind treatment and 42 percent in the double-blind treatment.

In the treatments with fixed time intervals, we do not find any significant differences between the single-blind and the double-blind treatments. In both treatments, we find a strong and sta-

tistically significant reduction of the transfers from the first to the second wave ($p < .01$). After the second wave, however, the behavior is rather stable, particularly in the double-blind treatment. The small decreases in wave three and four are both insignificant ($p > .3$). In the single-blind treatment, the difference between the middle waves is also insignificant but the reduction from wave three to wave four is once again significant ($p < .03$). The overall decrease in the transfers amounts to 40 percent in the single-blind treatment and 32 percent in the double-blind treatment. The fixation of the time intervals between the repetitions has a stabilizing effect in the double-blind treatment after the first repetition. The overall decrease in the transfers is comparable to the experiments with varying time intervals but the dynamics of the behavior differ. Thus, we do *not* find an observability effect when the time span between repetitions is fixed. The difference-in-difference estimation displayed in Table 4 shows that the overall reduction in the transfers does not differ between the treatments with fixed and with varying time intervals.

Outcome	Wave 1			Waves 2-4			diff-in-diff
	var. interv.	fixed interv.	diff	var. interv.	fixed interv.	diff	
All Raw	2.550	3.225	.675**	2.267	2.903	.636***	-.039
Std. error	.183	.251	.310	.120	.164	.203	.166

** $p < .05$; *** $p < .01$

Table 4: Difference-in-difference estimation: fixed and varying time intervals, means and standard error measured by linear regression.

To obtain a deeper insight in the behavioral dynamics, we transform the gifts into a binary variable (*Altruist*) indicating whether the dictator behaves in an altruistic manner ($Altruist = 1$) or not ($Altruist = 0$). As a threshold, we use gifts > 2 for indicating altruism.⁵ This transformation allows us to run a logistic regression with the following model:

$$\text{logit}(P(Altruist = 1)) = \alpha + \beta_1 D_1 + \beta_2 D_2 + \gamma_1 W_1 + \gamma_3 W_3 + \gamma_4 W_4$$

D_1 and D_2 are treatment variables. *Two waves* ($D_1 = 1$) indicates whether an observation is made in a treatment with two waves or with four waves ($D_1 = 0$), *Single* ($D_2 = 1$) stands for a single-blind treatment or a double-blind treatment ($D_2 = 0$). W_1 to W_4 are categorical variables. W_1 , for example, becomes 1 if the decision made by the dictator is the first in a sequence (Wave 1), W_3 indicates the third and W_4 the fourth experiment in a sequence. The second deci-

⁵ We also run our regressions with thresholds of gifts > 1 and > 3 and obtain the same results.

sion (W_2) serves as the baseline category. We use clustered error terms to control for multiple observations per subject. Table 5 shows the regression results in terms of log odds.

We do not find any significant impact of the *Two waves* variable in this model. This indicates that the likelihood of observing altruistic behavior in a particular situation does not depend on whether the dictator is scheduled for two or four waves. However, observability increases the likelihood of finding altruistic behavior as indicated by an odds ratio greater than 1 for the *Single* variable, which is also significant at the five-percent level. This confirms our conjecture that the observability of behavior has a strong and constant impact on the altruistic behavior in all repetitions of the game.

Log pseudolikelihood: -682.28		Number of obs: 1030				
		Wald chi(5): 71.89				
		Prob > chi2: .00				
		Pseudo R2: .04				
Altruist	Odds Ratio	Robust Std. Err.	z	P> z	[95% Conf. Interval]	
Two waves	.98	.19	-.09	.925	.67	1.44
Single	1.51**	.30	2.09	.037	1.03	2.22
Wave 1	1.83***	.17	6.63	.000	1.53	2.19
Wave 3	.67***	.10	-2.79	.005	.51	.90
Wave 4	.57***	.08	-3.83	.000	.43	.76
_cons	.64	.11	-2.43	.015	.45	.92

Table 5: Logistic regression altruistic behavior, *** indicated significance at a 1% level, ** at a 5% level.

The odds ratio of the first wave variable is also greater than 1 and highly significant. This confirms that the identical repetition of the dictator games changes the altruistic behavior of the dictators. The first time subjects are in a situation in which they have to decide to behave either altruistically or selfishly obviously differs from subsequent experiences. Thus, it seems fair to say that the altruism we observe in one-shot dictator experiments is the upper bound of altruism subjects are willing to exercise. The odds ratios of waves three and four are also significant and smaller than one. Compared to the second wave, the willingness to behave altruistically declines with each further repetition.

We run a second regression in order to investigate whether the length of the time span between the subsequent waves has any impact on the altruism shown by the dictators. Table 6 shows the results of the logistic regression using the time spans as independent categorical

variables. *Interval_2nd* takes the value 0 if the second wave takes place after 2 hours; 1 $\hat{=}$ 2 days; 2 $\hat{=}$ 1 week and 3 $\hat{=}$ 2 weeks; where “2 hours” is used as the baseline category. It turns out that the odds ratios are all close to one and not significant. Therefore, the time between two repetitions seems not to be of importance. While the gifts depend on the *number* of repetitions, they do not depend on the time that has gone by since the last dictator decision.

Log pseudolikelihood: -257.99		Number of obs: 377		Wald chi(5): .79		Prob > chi2: .85		Pseudo R2: .00	
Altruist	Odds Ratio	Robust Std. Err.	z	P> z	[95% Conf. Interval]				
Interval_2nd = 1	1.04	.28	.14	.89	.62	1.75			
Interval_2nd = 2	.81	.24	-.70	.48	.45	1.45			
Interval_2nd = 3	1.06	.31	.19	.85	.59	1.88			
_cons	.79	.13	-1.40	.16	.57	1.10			

Table 6: Logistic regression altruistic behavior and time span between repetitions

Summarizing, our results show that:

1. The transfers to the recipients decline if the experiment is repeated.
2. The time span between repetitions is not important, but the number of repetitions is.
3. The observability of altruistic behavior increases the willingness to give money to the recipient. The image motivation for giving is constant over time.
4. Fixed time intervals of one week between repetitions reduce the observability effect.

The question is under what conditions this kind of behavioral dynamics reflects a rational choice of the dictators. In the next section we offer a simple model that demonstrates one possible way to rationalize the decay of altruism we observe in all of our experimental treatments and which were also observed in the experimental literature cited in the introduction.

3 A simple model of the dynamics of dictator behavior

3.1 Theoretical framework

Sachdeva et al. (2009) describe altruistic behavior as a “result from an internal balancing of moral self-worth and the cost inherent in altruistic behavior” (p. 523). A similar trade-off is discussed by Krupka and Weber (2013), who argue that altruistic giving can be interpreted as an expression of the willingness to pay for following a social norm.

We adapt and combine these two lines of reasoning by assuming that the utility of a dictator in a dictator game experiment⁶ at time t stems both from his or her monetary payoff π_t and social appreciation A_t for sharing money with the recipient. Let E_t denote the monetary endowment given to the dictator and G_t the gift made to the recipient by the dictator. Then $\pi_t = E_t - G_t$. Furthermore, we assume $A_t = A_t(G_t)$, so the level of social appreciation is a function of the gift made to the recipient. It follows that utility is solely dependent on G_t :

$$U_t = U_t(\pi_t, A_t) = U(\pi_t(G_t), A_t(G_t)) = U_t(G_t).$$

We further assume that the dictator treats monetary payoff and social appreciation as perfect complements, thus:

$$U_t = U_t(\pi_t, A_t) = \min\{\pi_t(G_t); A_t(G_t)\}^7$$

It is reasonable to assume that there is an interval $[0, \bar{G}]$ and $\partial A/\partial G > 0$ for $G \in [0, \bar{G}]$. At least for low levels of G , social appreciation increases as gift size increases. Given $A_t(G_t)$, there is a unique G_t^* that maximizes U_t . This utility maximizing gift level can be found graphically at the intersection of $\pi_t(G_t)$ and $A_t(G_t)$ (see Figure 4).

To allow for changes in other-regarding behavior over time, thus $G_t^* \neq G_{t+1}^*$, we assume that the level of social appreciation available to the dictator at $t + 1$ is different to that available at t . Giving the same level of gift G^0 at $t+1$ may be accompanied by a higher (or lower) social approval than giving G^0 in t . In order to illustrate the idea behind this assumption, imagine students living in a shared flat. Having or not having done the dishes the day before will arguably make a difference to the moral appropriateness of altruistic or selfish behavior, i.e.

⁶ Applicability of our model is not limited to decisions in the context of dictator game experiments. It can also be applied to any kind of social dilemma experiment in which a subject is forced to decide between payoff maximizing and altruistic behavior, such as the trust game (Berg et al. (1995)), public good game (Ledyard (1995)), mutual gift giving game (Güth et al. (2003)), etc.

⁷ Obviously the behavior of completely selfish dictators cannot be rationalized with this kind of utility function. Note though that we are interested in the dynamics of other-regarding behavior only, so our focus is purely on subjects who exhibit at least some degree of other-regarding behavior. On the issue of heterogeneity in people's preferences see, for example, Fischbacher and Gächter (2010).

whether a flatmate does the dishes today or not. This change in judgment is reflected by changes in $A(G)$ in our model. Having done one's duty the day before reduces the (social) pressure to do it again today. Thus *if* someone does the dishes twice, this is even more approvable.⁸

Formally, this change in social approval being linked to a decision through repetition is expressed by a shift of $A(G)$ as demonstrated in Figure 4. In this figure, the utility function is graphically represented by the lower envelope of $\pi_t(G_t)$ and $A_t(G_t)$; thus the utility maximizing gift level G_t^* can be found at the intersection of $A_t(G_t)$ and $\pi_t(G_t)$. An upward shift of $A_t(G_t)$ causes a decrease of the optimal gift at $t+1$ as the intersection of $A_{t+1}(G_{t+1})$ and $\pi_{t+1}(G_{t+1})$ is necessarily to the left of G_t^* for $\pi_{t+1}(G_{t+1}) = \pi_t(G_t)$.

Note that the change in $A(G)$ over time is not assumed to be caused by a particular choice of G at a former point in time, but by the repetition of the decision itself. A subject at $t + 1$ recognizes that he or she was in the same decision situation before and therefore forms a new perception of what behavior is socially appropriate, with this belief perhaps deviating from what he or she deemed socially adequate at t , when the decision was made in a one-shot context.⁹

If there exists a norm that rates something that has been done repeatedly differently from a single event, then a subject exhibiting stable altruistic behavior essentially foregoes his or her right to act more self-servingly and thus deserves a higher degree of social appreciation for that same level of altruistic behavior compared to the one-shot context. Such a shift of $A(G)$ implies a change in relative prices between π and A , which causes the dictator to become more selfish at $t + 1$.

⁸ Conversely, repeated refusal to do the dishes might make the second refusal even less socially appropriate than the first one because with the initial refusal to fulfill one's duty comes social pressure to set the record straight at the next opportunity.

⁹ We do not assume any other changes in the decision environment, so $E_t = E_{t+1}$ and more importantly $U_t = U_{t+1}$. Any change in other-regarding behavior is therefore assumed to be a consequence of a change in $A(G)$.

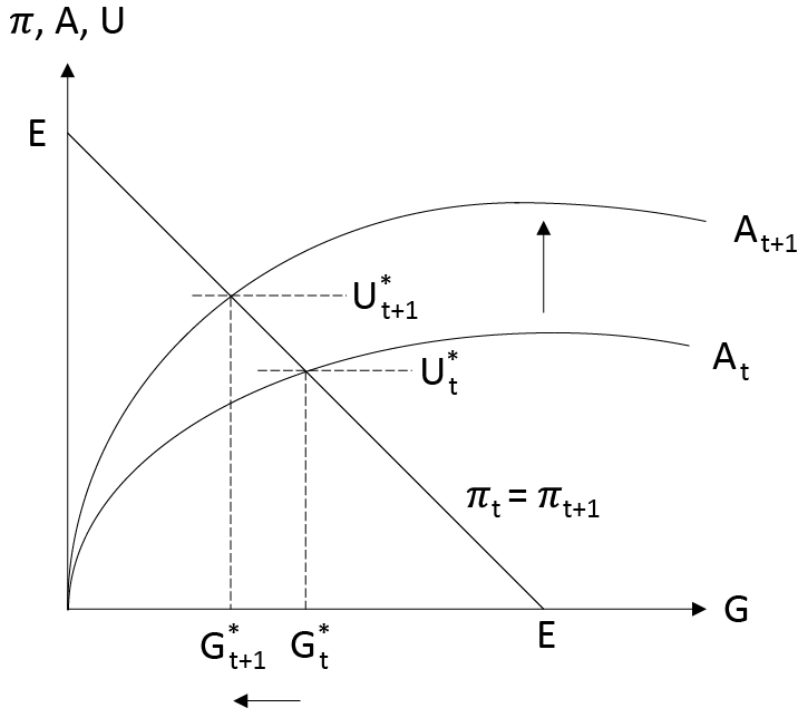


Figure 4: Change towards more selfish behavior caused by upward shift of $A(G)$

Our theoretical framework allows us to rationalize changes in other-regarding behavior with the assumption of changes in the social appreciation function. In the example illustrated above, a change towards more selfish behavior is the consequence of *more* social appreciation available to the dictator. Note though that the direction of the effect would reverse if, for example, a dictator felt that social appreciation for a selfish decision at the second time of asking is even *lower* than it was for the same selfish decision in the one-shot context. In such a scenario, $A_{t+1}(G_{t+1}^0) < A_t(G_t^0)$ might hold for sufficiently low levels of G and a dictator yearning for social appreciation might increase the gift accordingly. Furthermore, stable other-regarding behavior is also not ruled out by our framework. If a subject does not perceive a subjective change in regard to the available social appreciation, he or she might very well exhibit completely stable behavior over time.

One central assumption necessary to rationalize the behavioral dynamics observed in our experiments (the shift of $A(G)$) can be tested experimentally. Krupka and Weber (2013) introduced an incentivized method for the elicitation of norms. We use this method in order to elicit the social norms relevant in the case of a repeated and a single shot dictator game.

3.2 Experimental elicitation of $A(G)$

The underlying idea of Krupka and Weber (2013) is to elicit behavioral norms via an incentivized coordination game. Subjects are asked to state their belief with respect to what the majority of the other participants felt about the social appropriateness of certain behaviors. Since the true norm serves as a focal point for the coordination game, the majority decision uncovers the social norm actually at work. Subjects whose stated belief matches that of the majority are financially rewarded and thus the coordination game is properly incentivized.

Since we were interested in the behavioral norm for dictator behavior in the one-shot context and the repeated context, we invited two groups (A and B) of 50 subjects to take part in the elicitation experiments (between-subject design). All participants were recruited using hroot¹⁰(Bock et al. (2012)). The subjects were separately seated in a large lecture hall with more than 500 seats at the same time so that all data could be collected in a single session.

Each subject received written instructions (see Appendix C) in which a standard dictator experiment with $E = EUR 10$ was described. The description of the base game was, in fact, identical to the instructions used for the single-blind treatments of the actual dictator games we also conducted for this study (see section 2, Appendix A). The instructions were numbered with an ID which served as a means to run the norm elicitation process anonymously. The subjects picked up the instructions by themselves in such a way that the ID was not observable for the experimenter.

The elicitation experiment was divided into two tasks. In the first task, subjects in group A were instructed to evaluate the social appropriateness of four different gifts G in the one-shot context (Table 7) and in group B ten different sequences of gifts G_t, G_{t+1} in the repeated context¹¹ respectively (Table 8). To do so, they could choose from four evaluations: ‘very desirable’ (++)’, ‘somewhat desirable (+)’, ‘somewhat undesirable (-)’ and ‘very undesirable (--)’.

#	G in EUR	++	+	-	--
1	2				
2	4				
3	6				
4	8				

Table 7: Evaluated behaviors in the one-shot context

¹⁰ Hamburg registration and organization online tool

¹¹ The time interval between t and $t + 1$ was specified as 1 week

#	G_t in EUR	G_{t+1} in EUR	++	+	-	--
1	2	2				
2	4	4				
3	6	6				
4	8	8				
5	4	2				
6	6	2				
7	6	4				
8	8	2				
9	8	4				
10	8	6				

Table 8: Evaluated sequences of behaviors in the repeated context

After all the subjects had stated their belief about the assessments of the majority on a sheet of paper, one out of the four (ten) evaluations was randomly drawn to be payoff relevant and the results for this particular evaluation were calculated on the spot. Those subjects who marked the assessment the majority had chosen received a payoff of EUR 10 whereas all other subjects received a show up fee of EUR 5 only.

The second task was identical in both treatments and required the subjects to state their belief as to whether the majority thought that a gift of G in a one-shot context deserved the same level of social appreciation as, or a lower or a higher level of social appreciation than, a sequence of G, G in a repeated context (Table 9). Once again, one of the four evaluations was randomly drawn for payoff calculation and those subjects who matched the majority's assessment received an additional payoff of EUR 2.

#	G in EUR of a player A in one-shot context	G_t, G_{t+1} in EUR of a player B in repeated context	Player A deserves more social appreciation	Both players deserve the same social appreciation	Player B deserves more social appreciation
1	2	2, 2			
2	4	4, 4			
3	6	6, 6			
4	8	8, 8			

Table 9: Evaluated cross-comparisons of dictator behaviors in both contexts

3.3 Results

Table 10 summarizes the results from the first task of the norm elicitation experiment in the one-shot context ($N = 50$). It includes a social appropriateness score A for each G that is based on all answers given in that treatment. We follow Krupka and Weber (2013), who aggregate the evaluations over the four possible steps by assigning numbers to the four evaluations (1 for each ++; 1/3 for each +; -1/3 for each -; -1 for each --). The total sum is then divided by N in order to get a mean evaluation of social appropriateness for each G .

#	G in EUR	++	+	-	--	N	$A(G)$
1	2	4	5	18	23	50	-.47
2	4	14	29	7	0	50	.43
3	6	13	27	9	1	50	.36
4	8	13	7	17	13	50	-.07

Table 10: Results norm elicitation experiment task 1, one-shot context

Interpreting the appropriateness score as a proxy for the social appreciation available to the dictator, the results reveal that a dictator could actually do too much good. Social appreciation increases for small levels of G , but decreases for higher levels G as more and more subjects find very high gifts socially inappropriate. While this is a notable result in itself, we are generally more interested in a cross-comparison between the social appropriateness scores of G in the one-shot context and a sequence of G, G in the repeated context.

#	G_t in EUR	G_{t+1} in EUR	++	+	-	--	N	$A(G)$
1	2	2	8	3	14	25	50	-.41
2	4	4	11	29	10	0	50	.35
3	6	6	22	18	8	2	50	.47
4	8	8	18	9	9	14	50	.08
5	4	2	6	8	24	12	50	-.23
6	6	2	6	7	30	7	50	-.17
7	6	4	18	30	2	0	50	.55
8	8	2	9	11	22	8	50	-.05
9	8	4	9	27	13	1	50	.25
10	8	6	19	12	14	4	49 ¹²	.29

Table 11: Results norm elicitation experiment task 1, repeated context

¹² One subject accidentally gave two answers for this particular evaluation, so it is not included in the data.

For this purpose, the first four evaluations shown in Table 11 are particularly important to us. While the results are generally similar to those of the one-shot context, there is a notable but not significant¹³ upward shift in social appropriateness for high levels of G , e.g. EUR 6 and EUR 8. This shift is graphically depicted in Figure 5.

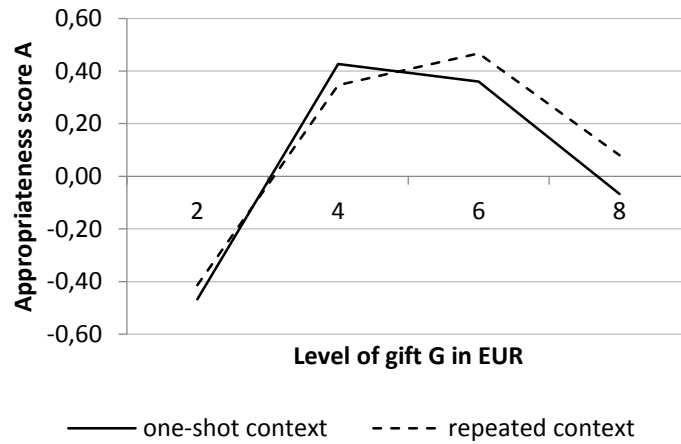


Figure 5: Social appropriateness scores one-shot context vs. repeated context

The results from the second task of our norm elicitation experiment draw an even clearer picture. The combined data from both groups of subjects convincingly show that a significant number of participants believe that a dictator giving the same (high) amount to a recipient twice deserves a higher social appreciation than a dictator who only does it once in the one-shot context (see Table 12). In case of $G = EUR 6$, that proportion of subjects is 38.6 per cent, while in the case of $G = EUR 8$ the percentage rises even higher to 53.4 per cent.

#	G in EUR of a player A in one-shot context	G_t, G_{t+1} in EUR of a player B in repeated context	Player A deserves more social appreciation	Both players deserve the same social appreciation	Player B deserves more social appreciation
1	2	2, 2	21	76	4
2	4	4, 4	9	83	9
3	6	6, 6	8	54	39 (38.6 %)
4	8	8, 8	7	40	54 (53.4 %)

Table 12: Results task 2 norm elicitation experiment (combined $N = 101$ ¹⁴)

¹³ $p = 0.3$ and 0.2 Chi Square test.

¹⁴ 51 subjects took part in the one-shot treatment, but one of them failed to fill out the task 1 data sheet correctly. That subject's data is not included in Table 10 **Fehler! Verweisquelle konnte nicht gefunden werden.**, but it is in Table 12 thus $N = 101$ for task 2.

Obviously many subjects also believe that social appreciation should be the same in both the one-shot context and the repeated context. Such a subject would exhibit stable behavior according to our model. Very few subjects think that the one-shot context dictator deserves more social appreciation and these might therefore increase their gift in a repeated dictator game.

Since the differences displayed in Figure 5 are not significant, the results of our norm elicitation experiment only weakly support the theoretical explanation suggested in section 3.1. Nevertheless, at high values of G (six and eight) the social approval for a double gift is higher than for a single one. Therefore, $A(G)$ is not necessarily stable over time. The data can be interpreted to mean that people not claiming their right to act more selfishly deserve a higher level of social appreciation for the same level of generosity in the repeated context than in the one-shot context. Combined with the assumptions made for $U_t(\pi_t, A_t)$ this results in a reduction of the gifts made by the dictator.

4 Conclusion

In the experimental part of our investigation, we made a contribution to the small number of studies that have looked at repeated decisions between more or less selfish behavior. We were able to confirm that the willingness to forego personal payoff for the sake of others decreases over time. A simple explanation for this behavioral dynamic would be that people need time and repetitions to learn their (selfish) best reply. We do not believe that this is a plausible explanation because most of the games in which this dynamic has been observed are so simple that there is little room for learning effects. This is particularly true for the dictator game we employed in this study.

A second easy way to explain unstable behavior in repeated situations is that the preferences of subjects change over time. However, this is once again not a convincing explanation since it is not clear *why* preferences should change and, in particular, why they all change in the same direction. The observation that the degree of social behavior decreases in *all* of our treatments is also a strong argument against the suspicion that events happening outside the laboratory between the different waves are responsible for the behavioral change.

We offer an explanation for our observations within the rational choice model. Given that subjects perceive the social approval they reap from doing something good in such a way that simply doing it more than once gains higher approval than doing it only once, this could lead

to the rational decision to reduce the level of altruistic giving. If the relative price for social approval declines, the necessary amount of approval to sustain this self-image can be obtained with a lower sacrifice in terms of personal income.

The results of our norm elicitation experiments are qualitatively in line with this reasoning although the differences between the social approval of a gift of $G = EUR\ 6$ and of $G = EUR\ 8$ once and twice were not significant. Nevertheless, the result shows that those subjects who took part in the repeated dictator experiments may have good reasons to assume that it is not necessary to always give the same amount of money in order to keep the self-image of a “nice guy” intact. The second part of our norm elicitation experiments demonstrates this very clearly.

Our findings have some implications for the interpretation of experimental results concerning social preferences. As far as these experiments aim to explain behavior in real situations that are repeated with considerable amounts of time between repetitions, it seems fair to say that the amount of altruism observed in laboratories represents the upper bound of altruism – repetitions tend to result in less altruism. This may be one reason why – as DelleVigna (2009) points out – theories and experimental findings seem to overpredict altruistic behavior.

Literature

- Andersen, Steffen, Seda Ertac, Uri Gneezy, Moshe Hoffman and John List (2011): "Stakes Matter in Ultimatum Games", *American Economic Review* 101 (7), 3427-39.
- Andreoni, James and Ragan Petrie (2004): "Beauty, gender and stereotypes: Evidence from laboratory experiments", *Journal of Economic Psychology* 29 (1), 73-93.
- Ariely, Dan, Anat Bracha, and Stephan Meier. 2009. "Doing Good or Doing Well? Image Motivation and Monetary Incentives in Behaving Prosocially", *American Economic Review* 99 (1), 544-55.
- Bardsley, Nicholas (2008): "Dictator game giving: altruism or artefact?", *Experimental Economics* 11 (2), 122-133.
- Bardsley, Nicholas, Robin Cubitt, Graham Loomes, Peter Moffatt, Chris Starmer and Robert Sugden (2010): "Experimental Economics: Rethinking the Rules", Princeton University Press.
- Barnettler, Franziska, Ernst Fehr and Christian Zehner (2012): "Big experimenter is watching you! Anonymity and prosocial behavior in the laboratory", *Games and Economic Behavior* 75 (1), 17-34.
- Benabou, Roland and Jean Tirole (2006): "Incentives and prosocial behavior", *The American Economic Review* 96 (5), 1652-1678.
- Bock, Olaf, Ingmar Baetge & Andreas Nicklisch (2014). "hroot – Hamburg registration and organization online tool", *European Economic Review* 71, 117-120
- Bolton, Gary and Axel Ockenfels (2000): "ERC: A Theory of Equity, Reciprocity, and Competition", *The American Economic Review* 90 (1), 166-193.
- Brosig, Jeannette, Thomas Riechmann and Joachim Weimann (2007): "Selfish in the end? - an investigation of consistency and stability of individual behavior", MPRA Paper No. 2035, March.
- Cameron, Lisa (1999): "Raising the stakes in the ultimatum game: Experimental evidence from Indonesia", *Economic Inquiry* 37 (1), 47-59.
- Cherry Todd, Peter Frykblom, Jason Shogren (2002): "Hardnose the Dictator", *The American Economic Review* 92 (4), 1218-1221.

- Cooper, David and John Kagel (forthcoming): "Other Regarding Preferences: A Survey of Experimental Results." in: J. Kagel and A. Roth (Eds.), *The Handbook of Experimental Economics*, Vol. 2, Princeton: Princeton University Press.
- Croson, Rachel and Simon Gaechter (2010): "The science of experimental economics", *Journal of Economic Behavior & Organization* 73 (1), 122-131.
- DellaVigna, Stefano (2009): "Psychology and Economics: Evidence from the Field." *Journal of Economic Literature*, 47(2): 315-72
- Falk, Armin and James Heckman (2009): "Lab experiments are a major source of knowledge in the social sciences", *Science* 23 (326), 535-538.
- Fehr, Ernst and John List (2004): "The hidden costs and returns of incentives – Trust and trustworthiness among CEOs", *Journal of the European Economic Association* 2 (5), 743-771.
- Fehr, Ernst and Klaus M. Schmidt (1999): "A Theory of Fairness, Competition, and Cooperation", *The Quarterly Journal of Economics* (1999) 114 (3), 817-868.
- Glazer, Amihai and Kai Konrad (1996): "A Signaling Explanation for Charity", *The American Economic Review* 86 (4), 1019-28.
- Gneezy, Uri and John List (2006): "Putting Behavioral Economics to Work: Testing for Gift Exchange in Labor Markets Using Field Experiments", *Econometrica* 74 (5), 1365-1384.
- Greiner, Ben (2004): "An Online Recruitment System for Economic Experiments" In: Kurt Kremer, Volker Macho (Eds.): *Forschung und wissenschaftliches Rechnen. GWDG Bericht 63. Ges. für Wiss. Datenverarbeitung, Göttingen*, 79-93.
- Harbaugh, William (1998a): "The prestige motive for making charitable transfers", *The American Economic Review Papers and Proceedings* 88 (2), 277-82.
- Harbaugh, William (1998b): "What do donations buy?" *Journal of Public Economics* 67 (2), 269-84.
- Henrich, Joseph, Steven Heine and Ara Norenzayan (2010): "The weirdest people in the world". *Behavioral and Brain Science* 33 (2-3), 61–83.
- Hoffman, Elizabeth, Kevin McCabe and Vernon Smith (1996): "Social distance and other-regarding behavior in dictator games", *The American Economic Review* 86 (3), 653-660.

- Kagel John H., Kim C., Moser D. (1996): „Fairness in ultimatum games with asymmetric information and asymmetric payoffs“. *Games and Economic Behavior* 13, 100–110
- Krupka, Erin and Roberto Weber (2013): "Identifying Social Norms using Coordination Games: Why does Dictator Game Sharing Vary?", *Journal of the European Economic Association* 11 (3), 495-524.
- Levitt, Steven and John List (2007): "What do laboratory experiments measuring social preferences reveal about the real world?", *Journal of Economic Perspectives* 21 (2), 153-174.
- List, John (2007): "On the Interpretation of Giving in Dictator Games", *Journal of Political Economy* 115 (3), 482-193.
- Merritt, Anna, Daniel Effron and Benoît Monin (2010): "Moral Self-Licensing: When Being Good Frees Us to Be Bad", *Social and Personality Psychology Compass* 4 (5), 344-357.
- Rege, Mari and Kytel Telle (2004): "The impact of social approval and framing on cooperation in public good situations", *Journal of Public Economics* 88 (7-8), 1625-1644.
- Oxoby, Robert and John Spraggon (2008): "Mine and yours: Property rights in dictator games", *Journal of Economic Behavior & Organization* 65 (3-4), 703-713.
- Sachdeva, Sonya, Rumen Iliev and Douglas Medin (2009): "Sinning Saints and Sainly Sinners. The Paradox of Moral Self-Regulation", *Psychological Science* 20 (4), 523-528.
- Sass, Markus and Joachim Weimann (2015a): "Moral Self-Licensing and the Direct Touch Effect", *CESifo Working Paper No. 5174*.
- Sass, Markus and Joachim Weimann (2015b): "The Peculiar Power of Pairs", *CESifo Working Paper No. 5246*.
- Schmitz, Jan (2014): "One Good Deed a Day?", *SSRN Working Paper No. 2538410*
- Slonim, Robert and Alvin Roth (1998): "Learning in high stakes ultimatum games: An experiment in the Slovak Republic", *Econometrica* 66 (3), 569-596.
- Weber, Roberto A. (2003): "Learning with no feedback in a competitive guessing game" *Games and Economic Behavior*, 44(1):134-144

Appendix A: Instructions single-blind treatments

The following instructions are the English translation of the original German instructions.

The original instructions are available from the corresponding author.

These instructions were given to all subjects taking part in any of the single-blind treatments.

- You will now take part in an experiment within the context of experimental economics. In this experiment, you can earn money that will be paid out to you in cash at the end of the experiment.
- You and another subject are part of the following decision situation. The other subject's identity will not be revealed to you at any point in time. Likewise, your identity will not be revealed to the other subject. Thus, the interaction is completely anonymous.
- You have been endowed with EUR 10, split up into 10 EUR 1 coins. You are asked to divide this amount of money between yourself and the other subject. Please decide on the amount of money (if any) that you want to give to the other subject by placing the equivalent number of coins into the envelope in front of you (please do not seal the envelope just yet, thank you!)

Additional information on the other subject:

- At this moment the other subject is sitting in the adjacent room. Upon entering the laboratory, you were shown a live video transmission from that room showing the other participants in this experiment. To ensure anonymity, we deliberately chose a low resolution.
- The other subject was – just like you – invited randomly from the general MaXLab subject pool.
- The other subject will take part in this experiment today for the first and only time.
- The other subject will only receive the money that you give to him or her. There is no show-up fee or any other monetary compensation.
- The other subject does not make a decision in the context of this experiment.

- Procedure of this experiment
 - Please wait inside your booth until you are picked up by an experimenter
 - Please hand over the envelope to the experimenter and sign a receipt for the amount of money you want to take home.
 - You will then leave the laboratory on your own without encountering any other participant of this experiment.
 - The experimenter will take your envelope and the envelopes of other subjects that had the same role as yourself and randomly distribute them among the participants in the adjacent room.

Appendix B: Instructions double-blind treatments

The following instructions are the English translation of the original German instructions.

The original instructions are available from the corresponding author.

*The instructions in the double-blind treatments slightly differed with respect to the number of repetitions and the time intervals between two repetitions. Differences in the instructions are highlighted in **bold print**.*

- You will now take part in an experiment within the context of experimental economics. In this experiment, you can earn money that will be paid out to you in cash at the end of the experiment.
- The experiment **consists of two parts (2HDB, 2DDB, 2WDB) / consists of four parts (4VDB) / has duration of four weeks (4FDB)**. The peculiarities that result from this experimental setup are explained in detail in the following instructions. Please read them carefully. Thank you!
- You and another subject are part of the following decision situation. The other subject's identity will not be revealed to you at any point in time. Likewise, your identity will not be revealed to the other subject. Thus, the interaction is completely anonymous.
- You have been endowed with EUR 10, split up into 10 EUR 1 coins. You are asked to divide this amount of money between yourself and the other subject. Please decide on the amount of money (if any) that you want to give to the other subject by placing the equivalent number of coins into the envelope in front of you. The experimenter will then take your envelope and the envelopes of other subjects that had the same role as you and randomly distribute them among the participants in the adjacent room.
- Upon entering the laboratory, you were asked to randomly choose an envelope containing strips of paper on which the name of a city are printed. The name of the city is your identity in the context of this experiment. Please treat this identity confidentially. Nobody but you should know the name of the city you drew. Please add ONE of the strips to the envelope with the money that you want to give to the other subject. Please keep the other strips and bring them with you for the **second experiment (2HDB, 2DDB, 2WDB) / the other experiments (4VDB, 4FDB)**. The city identity allows us

to monitor your individual behavior without knowing your true identity. Thus, the decisions you make in this experiment are completely anonymous and not even the experimenter will know what you have decided. To ensure anonymity, we have set up a live video transmission that you can see on the screen in front of you. It allows you to monitor the process of us collecting all envelopes, so you can be sure that we do not open your envelope immediately after collection.

- Additional information on the other subject:
 - At this moment the other subject is sitting in the adjacent room. Upon entering the laboratory, you were shown a live video transmission from that room showing other participants in this experiment. To ensure anonymity, we deliberately chose a low resolution.
 - The other subject was – just like you – invited randomly from the general MaXLab subject pool.
 - The other subject will take part in this experiment today for the first and only time.
 - The other subject will only receive the money that you give to him or her. There is no show-up fee or any other monetary compensation.
 - The other subject does not make a decision in the context of this experiment.

Appendix C: Instructions norm elicitation experiment

The following instructions are the English translation of the original German instructions.

The original instructions are available from the corresponding author.

While PAGE 1, PAGE 2 and Page 4 of the instructions below are identical for both norm elicitation experiments that we conducted, PAGE 3 (the data sheet) differs. Therefore both versions of the data sheets are included in this appendix. Subjects received PAGE 4 after they completed PAGE 3.

Please read these instructions carefully. If you have any questions, please raise your hand and wait for an experimenter to come to your seat.

You will receive a show-up fee of EUR 5 for participating in this experiment. You might receive an additional monetary compensation depending on the decisions that you and other participants make in the context of this experiment.

Note: Please do not communicate with other subjects during this experiment verbally or in any other way. Subjects not obeying this rule will be excluded from the experiment and will not receive a payment. Thank you!

50 subjects will be taking part in this experiment. All of them are sitting in this lecture hall at the same time. Your task is to indicate what you estimate or believe the majority of the other subjects think is a “socially appropriate” or “socially desirable” behavior in a certain decision situation. If your estimation is identical with the estimation of the majority of other subjects, you will receive an additional EUR 5 on top of the show-up fee, thus EUR 10 in total. If not, you will only receive the show-up fee that every participant will be paid in any case.

The situation in question is given by an experiment that other subjects took part in or will take part in at a different point in time in Magdeburg. You’ll find the description of this experiment on the next page. Questions you might have will be answered at your seat. Please raise your hand if you have any.

On the third page you will find the actual questions you are asked to answer. To answer the questions, just mark one of the given response options. This is not about what **you** personally think is the appropriate behavior but what the majority of the other subjects think.

Procedure of this experiment:

1. Please read the description of the base game on page 2 carefully.
2. Answer the question on page 3 (data sheet)
3. Separate page 3 from these instructions, fold it once and hand it to an experimenter when asked to do so.
4. The data sheets will be evaluated immediately after collection.
5. You will find an ID on each page in the top right corner. After the evaluation of the data sheets, we will list all IDs and the corresponding payment. Please line up at the payment desk when asked to do so.

The following box includes instructions of an experiment that other subjects took part in or will take part in at a different point in time in Magdeburg.

Please read these instructions carefully. Although you will not take part in the experiment described in these instructions, it is important that you are familiar with them.

- You will now take part in an experiment within the context of experimental economics. In this experiment, you can earn money that will be paid out to you in cash at the end of the experiment.
- You and another subject are part of the following decision situation. The other subject's identity will not be revealed to you at any point in time. Likewise, your identity will not be revealed to the other subject. Thus, the interaction is completely anonymous.
- You have been endowed with EUR 10, split up into 10 EUR 1 coins. You are asked to divide this amount of money between yourself and the other subject. Please decide on the amount of money (if any) that you want to give to the other subject by placing the equivalent number of coins into the envelope in front of you (please do not seal the envelope just yet, thank you!)

Additional information on the other subject:

- At this moment the other subject is sitting in the adjacent room. Upon entering the laboratory, you were shown a live video transmission from that room showing other participants in this experiment. To ensure anonymity, we deliberately chose a low resolution.
- The other subject was – just like you – invited randomly from the general MaXLab subject pool.
- The other subject will take part in this experiment today for the first and only time.
- The other subject will only receive the money that you give to him or her. There is no show-up fee or any other monetary compensation.
- The other subject does not make a decision in the context of this experiment.

The experiment described on page 2 is conducted in a laboratory.

The following table consists of 4 different possibilities on how a player could behave in the two experiments. You are asked to indicate for each possibility, what you believe a majority of your co-participants thinks of the “appropriateness” or “social desirability” of the different behaviors. Options range between “very desirable/very appropriate” to “somewhat desirable/somewhat appropriate” to “somewhat undesirable/inappropriate” to “very undesirable/very inappropriate”.

Note: Only one of the 5 possibilities is chosen for evaluation. You will receive the additional EUR 5 if you match the choice made by the majority of participants in the randomly drawn row.

Behavior of the subject dividing the money	very desirable/ very appropriate	somewhat desirable/ somewhat appropriate	somewhat undesirable/ somewhat inappropriate	very undesirable/ very inappropriate
Amount given: 2 EUR				
Amount given: 4 EUR				
Amount given: 6 EUR				
Amount given: 8 EUR				

Please make ONE mark in each ROW!

The experiment described on page 2 is conducted in a laboratory. **One week** after the experiment, the players that were asked to divide the EUR 10 take part in an identical repetition of the experiment, though they are matched with freshly recruited new partners who only take part in the experiment once.

The following table consists of 10 different possibilities on how a player could behave in the two experiments. In the first column you find the behavior in the first experiment and in the second column you find the behavior in the second experiment. You are asked to indicate for each possibility, what you believe a majority of your co-participants thinks of the “appropriateness” or “social desirability” of the behavior in the second experiment. Options range between “very desirable/very appropriate” to “somewhat desirable/somewhat appropriate” to “somewhat undesirable/inappropriate” to “very undesirable/very inappropriate”.

Note: Only one of the 10 possibilities is chosen for evaluation. You will receive the additional EUR 5 if you match the choice made by the majority of participants in the randomly drawn row.

Amount given in the first experiment	Amount given in the second experiment	very desirable/ very appropriate	somewhat desirable/ somewhat appropriate	somewhat undesirable/ somewhat inappropriate	very undesirable/ very inappropriate
2 EUR	2 EUR				
4 EUR	2 EUR				
	4 EUR				
6 EUR	2 EUR				
	4 EUR				
	6 EUR				
8 EUR	2 EUR				
	4 EUR				
	6 EUR				
	8 EUR				

Please make ONE mark in each ROW!

Now you have the opportunity to earn 2 extra Euros. Therefore, answer the all questions at the bottom of this page. One of the 4 questions is chosen for evaluation. You will receive the additional EUR 2 if you match the choice made by the majority of participants in the randomly drawn row.

Background: There are two groups: group A and group B. All players from both groups play the base game, which is described on page 2. After playing the game, the experiment ends for all players from group A. One week after the experiment, the players from group B take part in an identical repetition of the experiment, though they are matched with freshly recruited new partners who only take part in the experiment once.

The following table consists of 4 different possibilities on how a player of group A and a player of group B could behave in the experiments. In the first column you find the behavior of the player from group A and in the second column you find the behavior of the player from group B. You are asked to indicate for each possibility, what you believe a majority of your co-participants thinks of the “social desirability” of the two behaviors.

Behavior of a Player from group A	Behavior of a Player from group b	The behavior of the player from group A is socially more desirable	The behavior of both players is equally desirable	The behavior of the player from group B is socially more desirable
Amount given in the experiment: 2 EUR	Amount given in the 1 st experiment: 2 EUR ----- Amount given in the 2 nd experiment: 2 EUR			
Amount given in the experiment: 4 EUR	Amount given in the 1 st experiment: 4 EUR ----- Amount given in the 2 nd experiment: 4 EUR			
Amount given in the experiment: 6 EUR	Amount given in the 1 st experiment: 6 EUR ----- Amount given in the 2 nd experiment: 6 EUR			
Amount given in the experiment: 8 EUR	Amount given in the 1 st experiment: 8 EUR ----- Amount given in the 2 nd experiment: 8 EUR			

Please make ONE mark in each ROW!