

Stadler, Manfred; Güth, Werner; Zaby, Alexandra

Conference Paper

Capacity precommitment and price transparency platforms. Theoretical benchmark and experimental evidence

Beiträge zur Jahrestagung des Vereins für Socialpolitik 2016: Demographischer Wandel - Session: Experimental IO, No. E05-V3

Provided in Cooperation with:

Verein für Socialpolitik / German Economic Association

Suggested Citation: Stadler, Manfred; Güth, Werner; Zaby, Alexandra (2016) : Capacity precommitment and price transparency platforms. Theoretical benchmark and experimental evidence, Beiträge zur Jahrestagung des Vereins für Socialpolitik 2016: Demographischer Wandel - Session: Experimental IO, No. E05-V3, ZBW - Deutsche Zentralbibliothek für Wirtschaftswissenschaften, Leibniz-Informationszentrum Wirtschaft, Kiel und Hamburg

This Version is available at:

<https://hdl.handle.net/10419/145515>

Standard-Nutzungsbedingungen:

Die Dokumente auf EconStor dürfen zu eigenen wissenschaftlichen Zwecken und zum Privatgebrauch gespeichert und kopiert werden.

Sie dürfen die Dokumente nicht für öffentliche oder kommerzielle Zwecke vervielfältigen, öffentlich ausstellen, öffentlich zugänglich machen, vertreiben oder anderweitig nutzen.

Sofern die Verfasser die Dokumente unter Open-Content-Lizenzen (insbesondere CC-Lizenzen) zur Verfügung gestellt haben sollten, gelten abweichend von diesen Nutzungsbedingungen die in der dort genannten Lizenz gewährten Nutzungsrechte.

Terms of use:

Documents in EconStor may be saved and copied for your personal and scholarly purposes.

You are not to copy documents for public or commercial purposes, to exhibit the documents publicly, to make them publicly available on the internet, or to distribute or otherwise use the documents in public.

If the documents have been made available under an Open Content Licence (especially Creative Commons Licences), you may exercise further usage rights as specified in the indicated licence.

Capacity precommitment and price transparency platforms. Theoretical benchmark and experimental evidence

Abstract

Price transparency in the sense of ‘more information for customers’ is known to increase efficiency. However, the introduction of price transparency platforms does not only provide more information for customers but also for rival firms—who may (mis)use the legal information channel to collude. We experimentally investigate transparency platforms in the context of a capacity-then-price setting game. Price transparency is implemented by allowing firms to send non-binding price messages after capacity but before price choices. As such messages are cheap talk they do not affect the subgame perfect equilibrium of the game. In our experiment, however, we find collusive price choices when price messages are possible, especially when they are truthful. While we find strong support for the theoretically predicted negative relation between capacities and prices, participants frequently install excessive capacities, which, in turn, induce collusive pricing behavior.

Keywords: Price transparency platforms, capacity-then-price competition, collusion, choice bracketing, experimental economics

JEL Classification: C72, C91, L41

1 Introduction

In 2013 the German Antitrust Agency has introduced a price transparency platform for gasoline stations: all stations selling more than 1,000 m^3 per year have to report all price changes to the transparency platform within five minutes, making this price data openly accessible for consumers (and competitors).¹ While the Agency argues that price transparency will intensify competition on the market for gasoline, critics instead fear that the platform will induce collusion: price messages may serve as a device of firms to coordinate and maintain high prices (see, e.g., OECD, 2001).

The market for gasoline is modeled as a capacity-then-price setting game. Firms first decide on capacities such as the number of stations, filling pumps, and the size of their underground fuel tanks, whereas prices are flexibly determined subsequently. As gasoline stations can repeatedly and unrestrictedly adjust prices (and report their changes to the transparency platform), we interpret such price announcements as non-binding price messages and therefore treat them as cheap talk. Besides investigating the collusive effect of introducing a price transparency platform, we are interested in how (un)truthful price messages enhance, respectively question collusion. The experiment allows subjects to defect and deviate from their price message. In this aspect we differ from the implemented price transparency platform for gasoline (where truthful price messages are mandatory²). However, allowing (un)truthful price messages provides insights regarding (i) the relative effect of truthful in contrast to untruthful price messages as well as (ii) incentives of firms to misuse a legally provided information channel.

Our theoretical model adapts the capacity-then-price setup of Kreps and Scheinkman (1983) whose solution is not affected by non-binding price messages after capacity and before price choices. To experimentally investigate the effect of price messages we distinguish two conditions: one with, the other without price messages. We use a within-subjects design and vary the sequence of both conditions between subjects. This allows us to analyze whether and if, how, introducing (respectively abolishing) a transparency platform matters. More specifically, we predict the commonly observed price hysteresis effect of the possibility to communicate (see, e.g., Fonseca and Normann, 2012; Chowdhury and Crede, 2015).

Experimentally and behaviorally the topic is related to the literature on cheap talk. While Aumann (1990) conjectures that cheap talk does not affect behavior, Farrell and Rabin (1996) suppose that cheap talk increases efficiency. Experimental evidence strongly supports the latter view (for a survey see Crawford, 1998): Charness (2000), for example, finds that participants in a game with two Nash equilibria coordinate on the more efficient equilibrium via cheap talk, whereas without communication this result is rare.

Besides experimental evidence regarding the use of price messages as a means to collude, a noticeable finding is that we frequently observe excessive, i.e., higher than predicted, capacities. We therefore also derive the optimal pricing strategies for excessive (in the sense of larger than the subgame perfect equilibrium) capacities. Depending on the size of capacities installed, either pure or mixed pricing strategies are optimal: roughly one-third of all price choices in the experiment correspond to capacity constellations with such pure or mixed strategy equilibria of the pricing subgame.

Our paper is related to earlier work by Fonseca and Normann (2012) who investigate the impact of communication on collusion and find that collusive price coordination is easier

¹§47k GWB which became effective on March 29th, 2013, regulates the market observation for motor fuels, where the statutory regulation, published in Bundesgesetzblatt Jahrgang 2013 Teil I Nr. 15, defines details such as the exact timing of price messages and who has to report.

²Actual price changes have to be reported within five minutes after the change. According to Andreas Mundt, president of the German competition authority, untruthful price messages can lead to penalties of up to 100,000 euros (see reuters.com, 2013)

the lower the number of firms competing in a market. Thus, to provide a best-case scenario for collusion we theoretically and experimentally study a duopoly. Rather than allowing for free communication via an instant-messenger tool we allow messages only in form of price announcements. While this implies less intensive communication, the advantage is that we are able to explicitly investigate how the contents of price messages affect decisions. Furthermore, we observe the difference between price messages and actual prices and can thus assess how (un)truthful price messages affect behavior. However, we do not attempt to experimentally investigate the welfare effects of price transparency platforms. As customer decisions are not experimentally captured, our analysis cannot shed light on whether customers gain or lose from price transparency. Our focus is on the collusive effects of transparency platforms and how they are affected by (un)truthful price messages.

The rest of the paper is organized as follows. Section 2 analyzes capacity-then-price competition with two competitors and states our hypotheses. Section 3 introduces the experimental protocols. Section 4 describes and analyzes the experimental data. Section 5 concludes.

2 The benchmark model

We study the capacity-then-price setting game of Kreps and Scheinkman (1983) based on linear structural relationships as experimentally (with specific numerical parameters) implemented. Specifically, the market demand function is given by³

$$D(p) = \alpha - p, \quad \alpha > 0,$$

where $p \geq 0$ denotes the price and α indicates market size. Two firms $i = 1, 2$ produce a homogeneous good at identical unit costs

$$c_i = \begin{cases} 0 & \text{if } q_i \leq \bar{q}_i \\ \infty & \text{if } q_i > \bar{q}_i, \end{cases}$$

where \bar{q}_i denotes capacities.

When rationing consumers, the efficient rationing rule is applied, i.e.

$$D_i(p_i) = \begin{cases} D(p_i) - \bar{q}_j & \text{if } p_i \geq p_j \\ D(p_i) & \text{if } p_i < p_j. \end{cases}$$

As illustrated in Figure 1, we distinguish cases with non-excessive and excessive capacities as installed in the first stage of the game.

³The derivative $D'(p)$ can be set equal to one without loss of generality (due to linearity and by an appropriate choice of units).

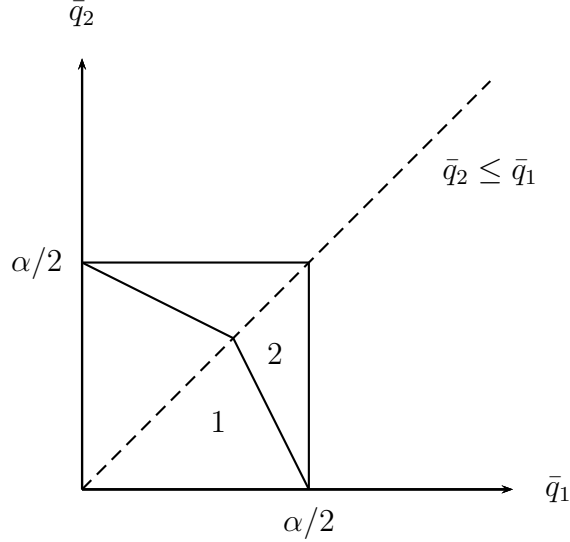


Figure 1: Areas of capacity strategies leading to different types of price equilibria

Define the set S of non-excessive capacity pairs by

$$S = \{(\bar{q}_1, \bar{q}_2) : \bar{q}_i \geq 0 \text{ and } \alpha - 2\bar{q}_i - \bar{q}_j \geq 0 \text{ for } i, j = 1, 2; \ j \neq i\}.$$

For $(\bar{q}_1, \bar{q}_2) \in S$ (area 1 in Figure 1) there exist unique Nash equilibria in pure price strategies with both firms setting prices

$$p_i = \alpha - \bar{q}_1 - \bar{q}_2, \quad (1)$$

implying

Hypothesis 1a *Higher capacities lead to lower prices.*

In case of $\bar{q}_1 > \alpha$ and $\bar{q}_2 > \alpha$ the Bertrand prices $p_1 = p_2 = 0$ constitute a Nash equilibrium. In case of an overinvestment in capacities such that $(\bar{q}_1, \bar{q}_2) \notin S$ but $\bar{q}_1 < \alpha$ or $\bar{q}_2 < \alpha$, only price equilibria in mixed strategies exist. We restrict our analysis to the case of $\bar{q}_2 \leq \bar{q}_1 \leq \alpha/2$ in order to concentrate on only one form of solution in mixed price strategies for given capacities $\alpha - 2\bar{q}_1 \leq \bar{q}_2$.⁴ In this area (area 2 in Figure 1), firms randomize according to the distributions⁵

$$F_1(p) = \begin{cases} \frac{\bar{q}_2 - (\alpha - \bar{q}_2)^2 \bar{q}_2 / (4\bar{q}_1 p)}{p - \alpha + \bar{q}_1 + \bar{q}_2}, & \frac{(\alpha - \bar{q}_2)^2}{4\bar{q}_1} \leq p < \frac{\alpha - \bar{q}_2}{2} \\ 1, & p = \frac{\alpha - \bar{q}_2}{2} \end{cases}$$

$$F_2(p) = \frac{\bar{q}_1 - (\alpha - \bar{q}_2)^2 / (4p)}{p - \alpha + \bar{q}_1 + \bar{q}_2}, \quad \frac{(\alpha - \bar{q}_2)^2}{4\bar{q}_1} \leq p \leq \frac{\alpha - \bar{q}_2}{2}. \quad (2)$$

Increasing capacities shift the support of the random variable p to the left leading to

⁴The complete solution for all combinations of capacities (\bar{q}_1, \bar{q}_2) leading to price equilibria in mixed strategies can be found in Appendix A.

⁵In the symmetric case (see Levitan and Shubik, 1972), the cumulated density functions simplify to

$$F_1(p) = F_2(p) = \frac{\bar{q} - (\alpha - \bar{q})^2 / (4p)}{p - \alpha + 2\bar{q}}, \quad \frac{(\alpha - \bar{q})^2}{4\bar{q}} \leq p \leq \frac{\alpha - \bar{q}}{2}$$

for $\bar{q} \in [\alpha/3, \alpha/2]$.

Hypothesis 1b *Excessive capacities lead, on average, to lower (random) prices than non-excessive capacities.*

According to the subgame perfect equilibrium of the two-stage game, firms do not over-invest in capacities. Instead, anticipating the prices (see Equation 1), they maximize the reduced-form profit functions

$$\pi^i = (\alpha - \bar{q}_1 - \bar{q}_2 - c_K)\bar{q}_i .$$

For all positive unit cost of installing capacities, c_K , the pure-strategy prices (see Equation 1) constitute a Nash equilibrium in the second stage of the game. In the first stage of the game when anticipating optimal pure-strategies prices (see Equation 1), firms face a Cournot duopoly market with symmetric equilibrium capacities $\bar{q}_1 = \bar{q}_2 = q^C = (\alpha - c_K)/3$, yielding prices

$$p^C = (\alpha + 2c_K)/3 \tag{3}$$

and profits $\pi^C = (\alpha - c_K)^2/9$. In our experiment, the parameter values $\alpha = 200$ and $c_K = 80$ imply equal choices of capacity $q^C = 40$, prices $p^C = 120$, and profits $\pi^C = 1600$.

If both firms collude, they jointly set the monopoly price and share the monopoly profit. Perfect collusion is reached by choosing capacities $q^K = 30$, prices $p^K = 140$, and results in profits $\pi^K = 1800$. Obviously, firms can gain by colluding via lower capacities and higher prices. However, price messages are cheap talk and are therefore strategically irrelevant for the solution. Building on prior experimental evidence (see, e.g., Andersson and Wengtröm, 2007; Fonseca and Normann, 2012) as well as theoretical arguments (see, e.g., the survey in Møllgaard and Overgaard, 2006) in the experiment we nevertheless expect communication to trigger collusion. This leads to

Hypothesis 2 *Price messages effectively induce collusive behavior via higher prices.*

Our second prediction refers to the between-subjects variation of the experimental design: the sequence of the conditions *with* versus *without* price messages. Either subjects interacted first without and then with communication or in the reversed order. While the former captures the introduction of price transparency platforms for subjects with competition experience, the latter represents the reverse institutional change, namely abolishing a price transparency platform, meaning that the price transparency platform is used by subjects with no competition experience.

The experimental literature on the effects of communication reports a price hysteresis effect (see, e.g., Chowdhury and Crede, 2015; Fonseca and Normann, 2012): although communication is no longer possible, prices stick to the high price level reached via communication. Anticipating such an effect we predict collusion in pricing behavior to be sticky and state

Hypothesis 3 *Due to a price hysteresis effect prices remain high even when price messages are no longer possible.*

3 Experimental design

In the experiment, we implemented a within-subjects design with two institutional conditions:

- condition M: subjects can send price messages after capacity choices are made (and publicly announced) but before price choices: each subject communicates a price to the other subject in the randomly matched pair, i.e., both subjects receive a price announcement by the other before deciding on the own price and
- condition N: subjects cannot send price messages, i.e., subjects first choose capacities, these are publicly announced, and then subjects choose their prices.

The sequence of these conditions is varied between-subjects resulting in the two treatments $M \rightarrow N$ and $N \rightarrow M$. Since rivals usually compete repeatedly on their market, the two treatments are implemented as finitely repeated games: the same pair of subjects plays four rounds of the capacity-then-price game being aware of the number of rounds. In the following we refer to M and N as (experimental) conditions and to $M \rightarrow N$ and $N \rightarrow M$ as (between-subjects) treatments.

Following Selten and Stoecker (1986) we let subjects repeatedly play the repeated game by forming matching groups of four subjects interacting in three successive four-round games in each phase. In these three games subjects meet the other three subjects in their matching group (perfect strangers matching). Altogether subjects played 24 rounds of the capacity-then-price setting game: three four-round games in each phase, three with the M and three with the N condition.

The first experimental task was to choose a capacity between 0 and 100. Parameter values for capacities in the experimental design were set such that $\bar{q}_1 < \alpha/2$ and $\bar{q}_2 < \alpha/2$ meaning that capacity choices were restricted to areas 1 or 2 in Figure 1.

After capacity choices were made and revealed, subjects in the **M condition** could send a non-binding price message to their partner. Then (after having received mutual price messages) subjects set a price between 0 and 200. Experimental tasks in the **N condition** were similar, except that the second stage (exchange of price messages) was omitted. Choices and outcomes were revealed to subjects after each round.

Written instructions were read out loud at the beginning of the experiment, instructions for the second phase (the within subject variation) were handed and read out only after the first phase. In treatments $N \rightarrow M$ there was no hint that there would be a possibility of communicating in the second phase of the experiment. We included control questions and trial rounds at the beginning of each session. In the three trial rounds subjects played against a rational ‘robot’ programmed to choose the theoretically optimal capacities and the corresponding pure-strategy price reactions. In all treatments starting with condition M, price messages were included in the trial rounds as well.⁶

Payoffs were calculated in Experimental Currency Units (ECU) converted into euros at a given and known exchange rate (10,000 ECU = 1 euro). Besides a show-up fee of 15 euros, subjects received their payoff earned according to ten randomly drawn decisions (five from each of the two phases) as well as the reward for a lottery question on risk tolerance (see Holt and Laury, 2002) in the post experimental questionnaire.⁷ The experiment was programmed in *z-tree* (see Fischbacher, 2007). We ran two sessions with 32 subjects for each treatment, all students of a German university. On average, sessions lasted about 80 minutes, and payments to subjects amounted, on average, to 17.70 euros, ranging from 15 to 20.10 euros (including the show-up fee).

By abstaining from experimentally implementing the mixed extension of the capacity-then-price setting game, we claim that randomizing is done mentally and can hardly be

⁶The robot announced the theoretically optimal price $p=120$.

⁷Since pilots revealed large average losses due to excessive capacity choices, we avoided losses by an unusually high show-up fee.

experimentally controlled and observed, i.e., that only the realizations of mental randomization are observable choice data from which one can reliably infer the motives guiding choice behavior.

4 Experimental results

Table 1 displays descriptive results regarding capacity choices, announced prices, as well as final price choices in the experiment. At a first glance there are several noticeable findings: price choices are on average rather similar across treatments whereas variations become visible when looking at conditions M and N separately. Furthermore, there are large variations in announced prices across treatments. On average we also see that the proposed interrelationship between capacities and prices seems to hold: lower average capacities are associated with higher average prices.

	overall	N→M		M→N	
Capacities	54.52 (0.38)	55.31 (0.53)		53.73 (0.54)	
Announced prices	121.33 (0.87)	116.71 (1.17)		126.04 (1.28)	
Price choices	100.54 (0.40)	99.63 (0.55)		101.45 (0.58)	
... in condition		N	M	N	M
		96.90 (0.83)	102.35 (0.71)	103.36 (0.78)	99.55 (0.86)

Table 1: Mean values (standard errors) of capacity choices, announced prices, and price choices

In the following we analyze whether this first evidence can be confirmed by statistically significant effects and set off by testing how capacity choices affect subsequent price choices (Section 4.1). Next we analyze whether, respectively how, introducing (abandoning) price messages affects price choices (Sections 4.2 and 4.3) and then turn to the role of own and others’ truthfulness on pricing behavior (Section 4.4). Finally, we investigate price decisions in the context of excessive capacity choices (Section 4.5). For ease of exposition we refer to a matched partner as ‘the other’ in the following.

4.1 Capacity and price choices

To investigate the proposed effect of capacity choices on price choices (see Hypothesis 1a), we test how own capacity choice, K_{own} , as well as capacity choice of the matched partner, K_{other} affect price choices. To control for possible endgame effects, we include the number of rounds, i.e., the number of interactions of a subject-pair (varying from 1 to 4). Estimation results accounting for individual fixed effects are reported in Table 2.

Variable	overall		N→M		M→N	
	Coeff.	(Std. Err.)	Coeff.	(Std. Err.)	Coeff.	(Std. Err.)
K_{own}	-0.470***	(0.038)	-0.461***	(0.054)	-0.479***	(0.052)
K_{other}	-0.242***	(0.027)	-0.271***	(0.037)	-0.214***	(0.038)
$Round$	-1.046***	(0.272)	-1.104***	(0.386)	-0.984**	(0.382)
Constant	141.987***	(2.677)	142.853***	(3.845)	141.172***	(3.740)
Observations	3068		1534		1534	
R ²	0.221		0.235		0.211	
Significance levels : * 10% ** 5% *** 1%						
Robust standard errors						

Table 2: Effect of capacity on price choices (fixed effects)

Table 2 displays a highly significant negative effect for capacity choices as well as for repeated interaction. Thus, estimation results are in line with Hypothesis 1a and corroborate the proposed negative relationship suggested by the descriptive evidence. As capacities are mutually revealed before subjects set their prices, the negative relation does not only hold for the own, but also for the capacity choice of the matched partner. As proposed by the benchmark, the own as well as the other’s capacity choice is negatively correlated with subsequent price choices: the higher the capacities installed, the lower the chosen prices. We state

Result 1 *Higher capacities lead to lower prices.*

Estimation results reported in Tables 3, 4, and 5 show that this finding is highly robust.

4.2 Price messages and collusion

Our experimental data offers two ways to look at the effect of price messages. First, we compare the two conditions via a dummy variable, M , taking unit value if price messages are possible (condition M), and zero if not (condition N). Second, we test how received price messages, i.e., the other’s announced price ($RecPmess$), affect own price choices in condition M, where we also control for the own price message ($OwnPmess$). Estimation results regarding condition M vs N are reported in Table 3. Because the (im)possibility of communicating was varied within-subjects (condition M versus N), we account for individual fixed effects.

Our experimental setup allows to identify differences caused by the sequence of conditions N versus M, i.e., introducing price messages versus abolishing such communication. Column I reports the overall effect, whereas columns II and III report estimation results for treatments N→M and M→N, respectively.

Variable	overall		N→M		M→N	
	Coeff.	(Std. Err.)	Coeff.	(Std. Err.)	Coeff.	(Std. Err.)
<i>K_{own}</i>	-0.471***	(0.038)	-0.451***	(0.055)	-0.482***	(0.055)
<i>K_{other}</i>	-0.243***	(0.027)	-0.264***	(0.038)	-0.217***	(0.038)
<i>M</i>	1.496*	(0.863)	2.200*	(1.255)	0.693	(1.327)
<i>Round</i>	-1.047***	(0.272)	-1.102***	(0.386)	-0.987**	(0.383)
Constant	141.351***	(2.702)	140.858***	(4.163)	141.165***	(3.749)
Observations	3068		1534		1534	
R ²	0.223		0.238		0.212	
Significance levels : * 10% ** 5% *** 1%						
Robust standard errors						

Table 3: Effect of capacity choices and condition M on price choices (fixed effects)

Table 3 reports significantly negative effects for own and other’s capacity as well as for repeated interaction and a significantly positive effect for the ‘condition M’ dummy (except for treatment M→N).

The significantly positive effect of condition M for overall price choices (column I in Table 3) supports Hypothesis 2 that price messages induce collusion. However, separating treatments N→M and M→N, we find a significant effect of condition M only in treatments where price messages are introduced (N→M), whereas in treatments where they are abolished (M→N) the effect of condition M is insignificant. Thus, the possibility to communicate affects only the price setting behavior of subjects with competition experience.

Variable	overall		N→M		M→N	
	Coeff.	(Std. Err.)	Coeff.	(Std. Err.)	Coeff.	(Std. Err.)
<i>K_{own}</i>	-0.438***	(0.053)	-0.364***	(0.049)	-0.476***	(0.072)
<i>K_{other}</i>	-0.239***	(0.036)	-0.364***	(0.050)	-0.138***	(0.044)
<i>OwnPmess</i>	0.148***	(0.037)	0.114**	(0.055)	0.177***	(0.049)
<i>RecPmess</i>	0.083***	(0.019)	0.060*	(0.031)	0.098***	(0.025)
<i>Round</i>	-0.783*	(0.415)	-0.491	(0.468)	-0.971	(0.710)
Constant	112.300***	(6.263)	122.232***	(7.348)	102.475***	(9.278)
Observations	1420		724		696	
R ²	0.232		0.265		0.239	
Significance levels : * 10% ** 5% *** 1%						
Robust standard errors						

Table 4: Effect of announced prices on price choices (fixed effects)

To investigate the effect of announced prices on price choices we restrict our sample to condition M and re-run the estimation including reported (*OwnPmess*) and received (*RecPmess*) price messages. Table 4 (announced price estimation) reports significantly negative effects for own and other’s capacity as well as for repeated interaction (overall) and significantly positive effects for announced prices. Estimation results in Table 4 further corroborate Hypothesis 2: higher *received* price messages lead to higher prices. Further own price messages are positively correlated with the subsequently chosen prices. Thus, while our earlier estimation concerning the effect of condition M on price choices revealed a significant effect of condition M only for (competition) experienced subjects (see Table 3), received price announcements significantly affect price choices regardless of whether condition M is played first or second.

We summarize these findings in

Result 2 *Price messages induce collusion via higher prices only for (competition) experienced subjects, whereas announced prices affect price choices irrespective of subjects' (competition) experience.*

4.3 Price hysteresis

The fact that the behavior of subjects with no prior competition experience in treatment M→N seems to be left unaffected by price messages could be explained by the price hysteresis effect proposed in Hypothesis 3: the reason for the insignificance of the ‘condition M’ dummy in the estimation (see Table 3) could be that prices—after price messages are no longer possible—simply do not decrease to the competitive level. If prices coincided in both conditions, M and N, it would not be possible to identify a significant difference. To assure that the observed non-decreasing prices are not caused by increasingly experienced subjects, we include a control variable for experience (number of periods) in the M vs N condition regression. Results are reported in Table 5.

Variable	overall		N→M		M→N	
	Coeff.	(Std. Err.)	Coeff.	(Std. Err.)	Coeff.	(Std. Err.)
K_{own}	-0.467***	(0.039)	-0.451***	(0.055)	-0.482***	(0.055)
K_{other}	-0.240***	(0.027)	-0.264***	(0.038)	-0.216***	(0.038)
M	1.490*	(0.861)	1.629	(2.190)	1.305	(2.089)
$Round$	-1.104***	(0.281)	-1.149***	(0.407)	-1.037**	(0.422)
$Period$	0.059	(0.066)	0.048	(0.164)	0.052	(0.141)
Constant	140.355***	(3.028)	140.602***	(4.312)	140.258***	(3.944)
Observations	3068		1534		1534	
R ²	0.223		0.239		0.212	
Significance levels : * 10% ** 5% *** 1%						
Robust standard errors						

Table 5: Effect of condition M on price choices controlling for experience (fixed effects)

Estimation results in Table 5 reveal an insignificant effect for experience. Comparing the results reported in Table 5 with our earlier regression excluding experience (see Table 3) we find that with one exception results remain unaffected. Only for treatment N→M the ‘condition M’ dummy becomes insignificant when controlling for experience. However, as experience itself has no significant effect on price choices it is not the main driving force of the price increase reported for condition M when not controlling for experience. This corroborates Result 2 that only the combination of prior competition experience and price messages triggers a price increase.

Regarding a price hysteresis effect in treatment M→N, the insignificance of experience suggests that more experience alone is not the reason why prices remain high when communication is no longer possible, i.e., experience alone cannot explain why dummy variable M has an insignificant instead of the expected positive effect. The fact that this insignificance is robust to controlling for experience provides a strong argument for the existence of price hysteresis. We therefore conclude

Result 3 *Due to a price-hysteresis effect prices remain high even when price messages are no longer possible.*

4.4 Truthfulness

Our experimental setup differs from price transparency platforms in the field by allowing untruthful price messages, i.e., misusing the information channel is not punished. Of course, one may argue that a subject, who suggested a high price but received a price message announcing a low price from his matched partner, is justified to deviate choosing a lower than his suggested price. To account for such *unintentional* untruthfulness we implement the dummy variable *higherPmess* and control for such cases.

Investigating whether subjects truthfully reveal their final price choice or ‘cheat’ by over- or understating the final price, we calculate the relative accuracy of price messages by $\delta = (\text{price message} - \text{final price}) / (\text{price message})$.⁸ Table 6 summarizes the percentages of price messages that deviated 10%, 20%, 30%, 40%, 50%, or more than 50% from the final price.

δ in %	0	10	20	30	40	50	>50
number of price messages	350	235	260	248	172	90	181
% of price messages	22.8	15.3	16.9	16.1	11.2	5.9	11.8

Table 6: Relative accuracy of price messages (on the basis of 1534 price messages)

Table 6 indicates that 22.8% of all price messages are informative about the final price choices. However, when analyzing truthfulness per individual, it becomes obvious that this general accuracy of price messages has nothing in common with individual truthfulness. To calculate the share of truthful price messages sent by a subject we divide the number of truthful price messages by the number of all price messages sent, i.e., an individual sending only truthful price messages would have a truthfulness-share of one and the smaller the truthfulness-share, the less often a subject sent truthful price messages. Figure 2 depicts the distribution of truthfulness across individuals in condition M.

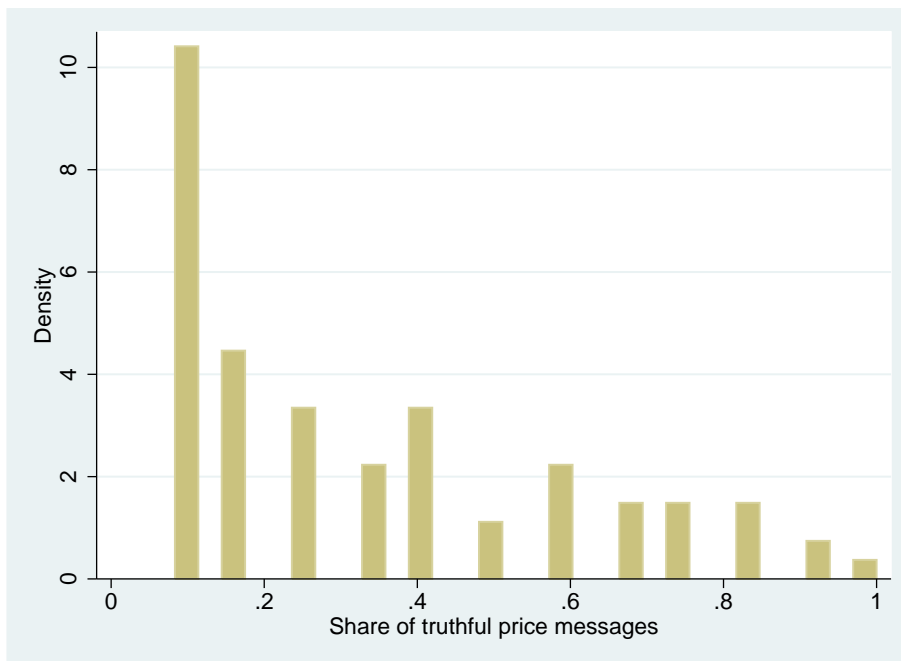


Figure 2: Share of truthful price messages by subject

Figure 2 displays a density peak at a share of 10% truthful price messages followed by a decreasing density when moving towards one, i.e., complete truthfulness. Thus, the majority

⁸See, e.g., the experimental and field evidence on lying and cheating behavior reported in the special issue on Deception, Incentives and Behavior (Journal of Economic Behavior and Organization, Volume 93, 2013).

of subjects sent more untruthful than truthful price messages. Consequently, the 350 truthful price messages reported in Table 6 are dispersed across subjects.

In a next step we intend to identify correlations between the share of truthful price messages, price and capacity choices, the truthfulness of the matched partner, as well as the sequence of conditions M and N. Table 7 reports results of an ordinary least squares regression where truthfulness is the dependent variable.

Variable	Coefficient	(Std. Err.)
K_{own}	-0.002***	(0.001)
K_{other}	0.000	(0.001)
p_{own}	0.000	(0.000)
p_{other}	0.000	(0.000)
s_{other}	0.502***	(0.184)
<i>Treatment</i> $N \rightarrow M$	0.144**	(0.068)
<i>higherPmess</i>	-0.115***	(0.022)
Constant	0.362***	(0.123)
Observations	852	
R ²	0.431	
Significance levels : * 10% ** 5% *** 1%		
Standard errors clustered at the individual level		

Table 7: Effect of capacity and price choices on the share of truthful price messages (OLS)

Regarding the share of truthful price messages we find a significantly negative effect for own capacity choice as well as for the dummy *higherPmess* and significantly positive effects for other’s truthfulness as well as for the treatment N→M dummy.

The significantly negative effect of our control variable *higherPmess* indicates that—as expected—subjects, who announced a higher price than their matched partner, respond to the low price announcement by choosing a lower than their announced high price what results in a decreasing truthfulness-share. However, they are not intentionally untruthful, but react to the low price announcement of their matched partner. As the control variable *higherPmess* captures such *unintentional* untruthfulness, we interpret our measure of the share of other’s truthfulness, s_{other} , as *intentional* truthfulness.

The positive correlation of own truthfulness and the truthfulness of the matched partner (s_{other}) suggests a strong interdependency of own and other’s behavior: a subject who experienced others being untruthful in the past is less truthful whereas a subject who experienced others being truthful in the past is more truthful.

Further, the positive correlation between truthfulness and treatment N→M, where the possibility of sending price messages is introduced after subjects have gained (competition) experience, suggests that price messages by experienced subjects are more truthful. We thus conclude

Result 4 *The share of truthful price messages is significantly higher for competition experienced subjects.*

This finding, together with the result that price messages lead to collusion via higher prices only after competition experience, suggests that price messages need to be reliable in order to enable coordination on higher prices.

Finally, Table 7 reports a significantly negative correlation between own capacity choice and the share of truthful price messages, i.e., subjects choosing higher capacities are significantly less truthful. This could reflect the strategy to announce a high price but to actually

set a lower price. Defecting from the announced price may increase own demand and thus, given a high capacity, yield a higher profit. Participants thus have an incentive to ‘fake’ an intention to collude via higher prices.

In a next step we test how the (mis)use of price messages affects collusion, i.e., how the degree of untruthfulness affects price choices. Figure 3 depicts the distribution of the absolute difference between price messages and corresponding final prices ($P_{mess} - p_{own}$) on the individual level.

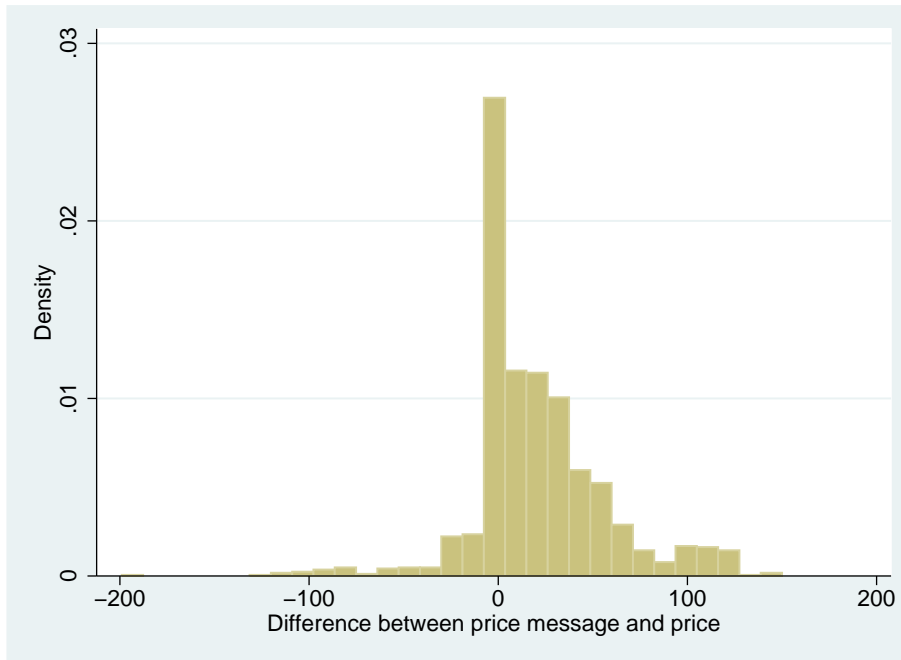


Figure 3: Difference between price messages and price choices

Figure 3 shows that subjects mostly announced higher prices than they subsequently chose, i.e., the difference between announced and final prices is mostly positive. For our further analysis we focus on positive differences where announced price messages exceed (or are equal to) chosen prices and drop all observations with negative absolute difference values. As we are interested in how the experience of untruthful price messages from the matched partner affects price choices, we measure untruthfulness by the squared difference between the partner’s announced price and his final price, $\Delta \equiv (RecP_{mess} - p_{other})^2$. Thereby we give larger differences a higher weight than smaller ones. Given these assumptions, our Δ -measure can be interpreted as the ‘degree of untruthfulness’: the higher Δ , the more untruthful a received price messages was.

Given the sequence of decisions in our experimental setup—first capacity choice, then price message, finally price choice—the difference between the other’s price message and his final price is observable only after a round when subject-pairs are informed about final price choices. We therefore lag our untruthfulness measure by one period and test how the degree of the other’s past untruthfulness affects own present price choice. Also, we include the other’s past (t-1) and present (t) announced price as well as his past price choice. Furthermore, to control for unintentional untruthfulness of the matched partner, we include a dummy variable indicating whether his announced price is higher than the own announced price, *higherRecPmess*. Table 8 reports results of the estimation accounting for fixed effects.

Variable	Coefficient	(Std. Err.)
Δ_{t-1}	-0.001***	(0.000)
p_{t-1}^{other}	0.111***	(0.030)
$RecPmess_t$	0.134***	(0.028)
$RecPmess_{t-1}$	0.006	(0.024)
<i>Round</i>	-0.912**	(0.450)
<i>higherRecPmess</i>	-3.831**	(1.623)
Constant	77.990***	(4.985)
Observations	1188	
R ²	0.063	
Significance levels : * 10% ** 5% *** 1%		
Robust standard errors		

Table 8: Effect of untruthfulness on price choices (fixed effects)

Estimation results in Table 8 reveal that the other’s past untruthfulness, the dummy *higherRecPmess* capturing unintentional untruthfulness, and repeated interaction negatively affect price choice, whereas the other’s past price choice and his present price message are positively correlated with own price choice.

The finding that the other’s present price message is positively correlated with own price choice replicates Result 2. Further, the significant effect of Δ_{t-1} suggests that experiencing untruthful price messages does affect own price choices: the higher the degree of the matched partner’s past untruthfulness, the lower are own prices. Since this effect could be driven by past price messages or past price choices, we control for both in our estimation. Including the other’s past price choice quite intuitively eliminates the effect of his past price message ($RecPmess_{t-1}$) what explains its insignificant effect in our estimation. The positive effect of the other’s past price choice suggests imitation strategies. The dummy variable for having announced the higher price, *higherRecPmess*, displays the expected negative sign and suggests that unintentional untruthfulness, i.e., a deviation from the announced price in reaction to receiving a low price message, is correlated with significantly lower price choices.

The positive correlations between other’s present price message and own present price, as well as between other’s past price choice and own present price suggest that the significantly negative untruthfulness effect is solely driven by the (squared) difference between other’s past price message and his past price choice, Δ_{t-1} , and not by the respective single effects. We state

Result 5 *The degree of the matched partner’s untruthfulness negatively affects own price choice.*

4.5 Excessive capacities

The evidently too high capacities in the experimental data suggest choice bracketing, as proposed, e.g., by Tversky and Kahnemann (1981). This is why we extended our benchmark analysis to optimal mixed-pricing strategies. The chosen experimental design restricts possible cases to pure strategies for optimal capacities (area 1 in Figure 1), or mixed strategies for excess capacities (area 2 in Figure 1). Regarding capacity choices in the experiment, out of 1,534 capacity-pairs 72.5% lie within area 1 (pure equilibrium price strategies), whereas 27.5% lie within area 2 (mixed equilibrium price strategies).

We define a price choice as ‘ ϵ -optimal’ if it lies within a 5% range of the benchmark price (see Equation 1). A price choice in mixed strategies is optimal if it lies within the support of

the respective probability distribution (see Equations 2), where we allow for a 5% variation of the upper and lower threshold. For capacity choices in area 1 37.7% of price choices coincide with the corresponding 5%-benchmark predictions. For capacity choices in area 2 12% of price choices coincide with the tolerance interval of the corresponding benchmark predictions. Overall, out of the 3,068 price choices 940 (30.6%), i.e., almost 1/3 coincide with these interval benchmark predictions. These results are summarized in Table 9.

Type of benchmark strategy according to capacity-pairs	Σ	(nearly) optimal	out of ϵ -equilibrium
Pure (area 1)	72.5 (2,224)	37.7 (838)	62.3 (1,386)
Mixed (area 2)	27.5 (844)	12.0 (101)	88.0 (743)
All	100 (3,068)	30.6 (940)	69.4 (2,128)

Table 9: Percentage (absolute number) of price choices in line with (ϵ -) benchmark predictions

Hypothesis 1b predicts differing price choices for (non-)excessive capacities, i.e., for capacities in areas 1 or 2. We investigate whether price choices in the experiment are in line with this prediction by constructing a dummy variable, *area-2*, which takes unit value whenever a subject-pair chose excess capacities, i.e., capacity choices lie within area 2. As such excess capacities cause high capacity installation costs, both have incentives to generate a high demand to cover these costs: either by undercutting the other’s price to sell more; or by trying to coordinate on a high price. However, price choices of the subject with the higher, respectively lower capacity could differ. To capture this in our analysis we construct a dummy variable K_{low} taking unit value whenever—out of a matched pair—a subject is the one with the lower capacity. Including the combined effect of excess capacities and having the lower capacity via the interaction term $area-2 * K_{low}$ in our estimation yields the results reported in Table 10.

Variable	Coeff.	(Std. Err.)
K_{own}	-0.545***	(0.050)
K_{other}	-0.332***	(0.044)
<i>area-2</i>	9.351***	(1.696)
K_{low}	2.092*	(1.254)
$area-2 * K_{low}$	-3.549*	(1.927)
<i>Round</i>	-1.074***	(0.269)
Constant	147.794***	(3.422)
Observations	3068	
R ²	0.233	
Significance levels :	* 10%	** 5% *** 1%
Robust standard errors		

Table 10: Effect of excess capacities on price choices (fixed effects)

Estimation results in Table 10 suggest significantly negative effects for own capacity, other’s capacity, the interaction term $area-2 * K_{low}$ as well as repeated interaction and significantly positive effects for the *area-2* dummy as well as the K_{low} dummy.

The significantly positive effect of the dummy variable K_{low} is in line with Hypothesis 1a predicting that higher capacities lead to lower price choices. This indicates that the subjects with the lower capacity choose the higher price. The positive effect of dummy variable

area-2, however, suggests that this conformity with the benchmark is subject to sufficiently low (i.e., *area-1*) capacities: price choices are significantly *higher* for excess capacities than for (lower) non-excess capacities, irrespective of relative capacity size. This finding rejects Hypothesis 1b and suggests that excess capacities induce collusion. The significant effect of interaction term $2\text{-area} * K_{low}$ indicates that this effect is mainly driven by the price choices of subjects with the relatively higher capacity, as they choose significantly *higher* prices than subjects with the lower capacities. Thus, as proposed, relative capacity size determines price setting strategies: given excess capacities, subjects with the relatively higher capacity are more inclined to collude than subjects with the relatively lower capacity.

Summarizing we state our final

Result 6 *For non-excessive capacity choices higher capacities lead to significantly lower prices whereas for excessive capacity choices they induce significantly higher prices. For excess capacities, relative capacity size determines pricing behavior with the higher prices set by the subjects with the relatively higher capacity.*

Taking together Results 5 and 6 and relating them to price transparency platforms (with compulsory truthful price messages) suggests that the truthful price messages can be used to induce collusion on higher prices. Further, supposing that gasoline stations provide excessive capacities, the need to cover high capacity installation costs could additionally trigger collusion.

5 Concluding remarks

The introduction of a price transparency platform as, e.g., for gasoline stations in Germany, is analyzed by a laboratory experiment implementing capacity-then-price setting games with(out) price messages. As price data preceding that introduction is not available, an experimental approach may help to analyze the effects of (non-binding) communication on price choices.

Our main results are that the mere possibility to send price messages induces collusion via higher prices only for competition experienced subjects whereas the contents of the received price messages affect price choices regardless of subjects' experience. Further, due to a price hysteresis effect, prices remain high even when communication is no longer possible.

Our experimental setup deviates from the field implementation of the transparency platform in Germany by allowing for untruthful price messages. We find that the share of truthful price messages is significantly higher for competition-experienced subjects. Additionally, the degree of rivals' untruthfulness is negatively correlated with own price choices. A high degree of rivals' truthfulness increases own price choices. While competition experience leads to the use of price messages to coordinate high prices, being more truthful makes the legal communication channel even more efficient. Finally, excessive capacities induce more price collusion. This is mainly due to the price setting of rivals with the relatively higher capacity. The frequent installation of excess capacities in our experiment is line with the experimental literature regarding 'choice bracketing' (see, e.g., Tversky and Kahnemann, 1981, Rabin and Weizsäcker (2009)): subjects, facing complex decisions, reduce complexity by narrowly bracketing, i.e., not taking into account possible consequences of an early decision in later stages.

Our observation that competition experience leads to the use of price messages to coordinate high prices should warn us that the collusive effect of a price transparency platform is especially strong for markets with fierce previous price competition and that a collusive effect may be not immediate but could become gradually stronger. Altogether our analysis

shows that in spite of imposed price transparency for customers, institutionalized price communication may have a 'dark side' by offering ways to limit price competition, especially on markets with excessive supply capacities.

Appendix

A. The complete solution of price equilibria in mixed strategies, depending on excessive capacities

Depending on the capacity precommitments, we have to distinguish three cases. First, if $(\alpha - \bar{q}_2)^2 \leq 4\bar{q}_1(\alpha - \bar{q}_1)$ and $2\bar{q}_1 - \alpha \leq \bar{q}_2$, firms randomize according to the distributions

$$F_1(p) = \begin{cases} \frac{\bar{q}_2 - (\alpha - \bar{q}_2)^2 \bar{q}_2 / (4\bar{q}_1 p)}{p - \alpha + \bar{q}_1 + \bar{q}_2}, & \frac{(\alpha - \bar{q}_2)^2}{4\bar{q}_1} \leq p < \frac{\alpha - \bar{q}_2}{2} \\ 1, & p = \frac{\alpha - \bar{q}_2}{2} \end{cases}$$

$$F_2(p) = \frac{\bar{q}_1 - (\alpha - \bar{q}_2)^2 / (4p)}{p - \alpha + \bar{q}_1 + \bar{q}_2}, \quad \frac{(\alpha - \bar{q}_2)^2}{4\bar{q}_1} \leq p \leq \frac{\alpha - \bar{q}_2}{2} .$$

Second, if $(\alpha - \bar{q}_2)^2 \leq 4\bar{q}_1(\alpha - \bar{q}_1)$ and $\bar{q}_2 \leq 2\bar{q}_1 - \alpha$, firms randomize according to

$$F_1(p) = \begin{cases} \frac{\bar{q}_2 - (\alpha - \bar{q}_2)^2 \bar{q}_2 / (4\bar{q}_1 p)}{p - \alpha + \bar{q}_1 + \bar{q}_2}, & \frac{(\alpha - \bar{q}_2)^2}{4\bar{q}_1} \leq p \leq \alpha - \bar{q}_1 \\ \frac{4\bar{q}_1 p - (\alpha - \bar{q}_2)^2}{4\bar{q}_1 p}, & \alpha - \bar{q}_1 \leq p < \frac{\alpha - \bar{q}_2}{2} \\ 1, & p = \frac{\alpha - \bar{q}_2}{2} \end{cases}$$

$$F_2(p) = \begin{cases} \frac{\bar{q}_1 - (\alpha - \bar{q}_2)^2 / (4p)}{p - \alpha + \bar{q}_1 + \bar{q}_2}, & \frac{(\alpha - \bar{q}_2)^2}{4\bar{q}_1} \leq p \leq \alpha - \bar{q}_1 \\ \frac{\alpha - p - (\alpha - \bar{q}_2)^2 / (4p)}{\bar{q}_2}, & \alpha - \bar{q}_1 \leq p \leq \frac{\alpha - \bar{q}_2}{2} \end{cases} .$$

Finally, if $4\bar{q}_1(\alpha - \bar{q}_1) \leq (\alpha - \bar{q}_2)^2$, firms randomize according to

$$F_1(p) = \begin{cases} \frac{2p - \alpha + \sqrt{2\bar{q}_2 - \bar{q}_2^2}}{2p}, & \frac{\alpha - \sqrt{2\bar{q}_2 - \bar{q}_2^2}}{2} \leq p < \frac{\alpha - \bar{q}_2}{2} \\ 1, & p = \frac{\alpha - \bar{q}_2}{2} \end{cases}$$

$$F_2(p) = \frac{\alpha - p - (\alpha - \bar{q}_2)^2 / (4p)}{\bar{q}_2}, \quad \frac{\alpha - \sqrt{2\bar{q}_2 - \bar{q}_2^2}}{2} \leq p \leq \frac{\alpha - \bar{q}_2}{2} .$$

B. Instructions

General information

Thank you for participating in this experiment. Please remain silent and turn off your mobile phones. Please read the instructions carefully and note that they are identical for each participant. During the experiment it is forbidden to talk to other participants. In case you do not follow these rules, we will have to exclude you from the experiment as well as from any payment.

You will receive 15 euros for participating in this experiment. The participation fee and any additional amount of money you will earn during the experiment will be paid out to you privately in cash at the end of the session. No other participant will know how much you earned. All monetary amounts in the experiment will be given in ECU (experimental currency units). At the end, all earned ECUs will be converted into Euro using the following exchange rate:

$$10.000 \text{ ECU} = 1 \text{ euro}$$

Procedure of the experiment

The experiment consists of 2 parts with 12 rounds each. In each part you will make decisions at three stages. One stage consists of four rounds. You receive the instructions for the second part after finishing the 12 rounds of part 1.

At the end of the experiment, 5 rounds of each part will be randomly selected to determine your payment. You will receive the sum of your payoffs you have earned in 10 rounds. Your total payment will be composed of the participation fee of 15 Euro and the amounts you earned in the 10 randomly selected rounds.

If you suffer a loss in the 10 selected rounds, you can pay it in cash or balance it by completing additional tasks at the end of the experiment. Please note that these additional tasks can only be used to compensate for possible losses, but not to increase your earnings. Additionally, you will receive a payment for one task from the questionnaire part. Hence, you will receive the participation fee and payment for the questionnaire part in any case.

Introduction

In this experiment you take the role of a manager in a company. You decide how many units of a good your company should produce. This amount specifies the capacity of your company. Afterwards, you choose the selling price for the produced good. Your company has a competing company which produces the same good. You compete against the other company in four rounds. Afterwards, another competitor will be randomly assigned to you. You will not be informed about the other manager's identity.

In each round of the experiment, you will first make decisions about the capacity, followed by decisions about the price. At the beginning of each round, you and the company you are competing with will decide about your capacity simultaneously (SC: one after another) and independently of each other. The capacity corresponds to the amount of goods that your company is planning to produce in this round. Every capacity unit costs a fixed amount. After your capacity decision, you will be informed about the capacity decision of your competing company. (SC: At the beginning of each stage, it will be decided by choice which company determines its capacity first. The other company will be informed about

this decision before making its own). Afterwards, both companies choose their selling price for their good at the same time. The company with the lower price gets the chance to sell its produced amount first. The company with the higher price can sell something only if the preferred company has produced too little to sell something to every interested customer. If the prices are equal, the customers are distributed to both companies equally (if the number of customers is odd, it will be rounded to the next higher even number). In any case, both companies have to pay their production costs. This holds even if they have not sold anything.

Definition of the experiment - Part 1

The experiment consists of 2 parts which are divided in 3 stages. At the beginning of each stage, the groups of two companies are assigned by chance and anew. (Additionally, the computer chooses which company will make its decision first.)

One stage consists of four rounds in which you interact with the same competing company. The procedure is as follows:

1. Both companies choose a capacity between 0 and 100 at the same time. The costs are 80 ECU for each capacity unit.
2. The capacity decisions are announced.
3. Both companies choose a price between 0 and 200 for the produced good at the same time.
4. The chosen prices are announced, the produced goods are sold and both companies come to know their earnings or losses and the ones of the other company.

The demand of your produced good complies with your chosen price: The more expensive the good, the less it is bought.

The number of customers for the produced good is computed by the software and depends on price p . It equals the amount $200-p$. This means that the number of customers declines with a rising price.

Your payment is composed of your revenues minus your production costs. For every sold good you receive the chosen price and pay production costs for every produced unit. The amount you sell depends on whether your price is smaller, higher or equal to the price of the other company in your group:

- a) Your price is smaller.

In this case you first get the chance to sell your produced amount. For every unit sold you receive your price p . If an amount M is requested, you earn $p \cdot M$. From this you have to subtract the production costs of 80 ECU per produced unit. If the requested amount M exceeds your capacity, the other company can sell something at its higher price. This will work if interested customers remain that are ready to pay the higher price.

- b) Your price is higher.

In this case you only sell something if the other company has produced too little. If there are remaining customers who are ready to buy at the higher price, they will buy from you. For every unit sold you receive the chosen price. Even if you sell nothing or less than you have produced you have to pay all the production costs at the amount of $80 \cdot \text{your capacity}$.

c) Both prices are equal.

In this case both companies can each sell to one half of the costumers. Even if you sell less than you have produced you have to pay all the production costs.

Therefore, your payment can be summarized as follows:

Your price*sold amount - 80*your capacity

Please note that the production costs of 80*your capacity also arise even if you sell nothing or less than you produced in one round.

You will receive instructions for part 2 at the end of stage 1.

Before part 1 of the experiment begins, we ask you to answer a few control questions to help you understand the rules of the experiment. This is followed by one practice round, so that you can become familiar with the structure of the experiment. If you have any questions, please raise your hand.

Instructions for part 2

Part 2 also consists of three stages. At the beginning of each stage the groups of two companies are chosen randomly.

Afterwards, there will be 4 rounds in each stage. The process of these rounds only differs from the rounds in part 1 insofar that the companies can tell the other company the price they will determine before choosing a price. This statement is not binding, e.g., the actual decision can be different from the price which was told.

If you have any questions about part 2, please raise your hand.

References

- Andersson O, Wengström E. Do antitrust laws facilitate collusion? Experimental evidence on costly communication in duopolies. *Scandinavian Journal of Economics* 2007; 109; 321-339.
- Aumann R 1990. Nash-equilibria are not self-enforcing. In: Gabszewicz J, Richard JF, Wolsey L (Eds), *Economic decision making: games, econometrics and optimisation*. North-Holland: Amsterdam; 1990. p. 201-206.
- Charness G. Self-serving cheap talk: a test of Aumann's conjecture. *Games and Economic Behavior* 2000; 33; 177-194.
- Chowdhury SM, Crede C. Post-cartel tacit collusion: determinants, consequences, and prevention. Center for Competition Policy, University of East Anglia Working Paper No. 15-1; 2015; ISSN 1745-9648.
- Crawford V. A survey of experiments on communication via cheap talk. *Journal of Economic Theory* 1998; 78; 286-298.
- Farrell J, Rabin M. Cheap talk. *Journal of Economic Perspectives* 1996; 10; 103-118.
- Fischbacher U. Zurich toolbox for readymade economic experiments. *Experimental Economics* 2007; 10; 171-178.
- Fonseca MA, Normann HT. Explicit vs. tacit collusion—the impact of communication in oligopoly experiments. *European Economic Review* 2012; 56; 1759-1772.
- Holt CA, Laury SK. Risk aversion and incentive effects. *American Economic Review* 2002; 92; 1644-1655.
- Kreps DM, Scheinkman JA. Quantity precommitment and Bertrand competition yield Cournot outcomes. *Bell Journal of Economics* 1983; 14; 326-337.
- Levitan R, Shubik M. Price duopoly and capacity constraints. *International Economic Review* 1972; 13; 111-122.
- Møllgaard P, Overgaard PB 2006. Transparency and competition policy. In: Swedish Competition Authority, *The pros and cons of information sharing*. Lenanders Grafiska AB: Sweden; 2006; p. 101-130.
- OECD Policy Roundtable on price transparency 2001; DAFPE/CLP(2001)22.
- Rabin M, Weizsäcker G. Narrow bracketing and dominated choices. *American Economic Review* 2009; 99; 1508-1543.
- Reuters.com, 2013. Kartellamt will Autofahrer zu billigen Tankstellen leiten. Available at <http://de.reuters.com/article/domesticNews/idDEBEE98B03D20130912>.
- Selten R, Stoecker R. End behaviour in sequences of finite prisoner's dilemma supergames. A learning theory approach. *Journal of Economic Behaviour and Organization* 1986; 7; 47-70.
- Tversky A, Kahnemann D. The framing of decisions and the psychology of choice. *Science* 1981; 211; 453-458.