

Yamamura, Eiji; Andrés, Antonio R.

Working Paper

Influence of age of child on differences in marital satisfaction of males and females in East Asian countries

EERI Research Paper Series, No. 19/2011

Provided in Cooperation with:

Economics and Econometrics Research Institute (EERI), Brussels

Suggested Citation: Yamamura, Eiji; Andrés, Antonio R. (2011) : Influence of age of child on differences in marital satisfaction of males and females in East Asian countries, EERI Research Paper Series, No. 19/2011, Economics and Econometrics Research Institute (EERI), Brussels

This Version is available at:

<https://hdl.handle.net/10419/142626>

Standard-Nutzungsbedingungen:

Die Dokumente auf EconStor dürfen zu eigenen wissenschaftlichen Zwecken und zum Privatgebrauch gespeichert und kopiert werden.

Sie dürfen die Dokumente nicht für öffentliche oder kommerzielle Zwecke vervielfältigen, öffentlich ausstellen, öffentlich zugänglich machen, vertreiben oder anderweitig nutzen.

Sofern die Verfasser die Dokumente unter Open-Content-Lizenzen (insbesondere CC-Lizenzen) zur Verfügung gestellt haben sollten, gelten abweichend von diesen Nutzungsbedingungen die in der dort genannten Lizenz gewährten Nutzungsrechte.

Terms of use:

Documents in EconStor may be saved and copied for your personal and scholarly purposes.

You are not to copy documents for public or commercial purposes, to exhibit the documents publicly, to make them publicly available on the internet, or to distribute or otherwise use the documents in public.


If the documents have been made available under an Open Content Licence (especially Creative Commons Licences), you may exercise further usage rights as specified in the indicated licence.

**Influence of age of child on differences in marital satisfaction
of males and females in East Asian countries**

Eiji Yamamura and Antonio R. Andrés

EERI Research Paper Series No 19/2011

ISSN: 2031-4892



EERI
Economics and Econometrics Research Institute
Avenue de Beaulieu
1160 Brussels
Belgium

Tel: +322 298 8491
Fax: +322 298 8490
www.eeri.eu

Influence of age of child on differences in marital satisfaction of
males and females in East Asian countries

Eiji Yamamura*

Seinan Gakuin University

Antonio R. Andrés

Aarhus University

Institute of Public Health

E-mail: ara@folkesundhed.au.dk

* Corresponding author: Eiji Yamamura. Department of Economics, Seinan Gakuin University, 6-2-92 Sawaraku Nishijin Fukuoka 814-8511, Japan.
E-mail: yamaei@seinan-gu.ac.jp. Fax: 81-(0)92-823-2506

Abstract

Using individual-level data for China, Korea, and Japan for 2006, this research examines how the age of children influences marital satisfaction for males and females in East Asian countries. Our results show that the marital satisfaction of males is barely affected by a child of the relationship, whereas the marital satisfaction of females with a young child is lower than that of females who do not have a child. This result holds for countries at different development stages. There is also a gender differential regarding the effect of young children on marital satisfaction. Furthermore, the more developed the country, the greater this difference becomes.

Keywords: Marital satisfaction, child, East Asian countries, Ordered probit.

JEL Classification codes: D19, J13, J16

1. Introduction

Marital satisfaction¹ has long been a topic of interest to sociologists but not economists. Although some authors have developed economic models that offer an explanation as to why parents need to have children from an economic perspective (for example, Becker 1981; Barro and Becker 1989; Boldrin and Jones 2002; Moav 2005)², there has been little research on marital happiness in economic literature. Nevertheless, in recent years, a number of economists have investigated the impact of socioeconomic conditions on different measures of subjective well-being (SWB), measured as self-reported levels of happiness or life satisfaction (for an excellent review, see Dolan et al. 2008). These empirical studies primarily focus on the effects of microeconomic and macroeconomic conditions on individual well-being (life satisfaction and happiness).³ The family structure seems to be one of key determinants of SWB. The empirical evidence from economics of happiness literature states that having children increases SWB (Dolan et al. 2008). However, in psychology literature, there are several studies that suggest that the presence and number of children decrease marital satisfaction (for instance, White et al. 1986; Tsang et al. 2003; Twenge et al. 2003).

The result about the influence of children on satisfaction appears to depend on age of child and parents' genders. Recently, in the sociological literature, Dew and Wilcox (2011) examined how the presence of a child influences marital satisfaction, but

¹ In formal literature, several terms are often used interchangeably to introduce the same concept: marital satisfaction, marital happiness, and marital quality. See Campbell et al. (1976) for a methodological discussion on happiness and satisfaction. In this paper, we use the term marital satisfaction because the survey specifically asks about satisfaction.

² Children can be considered as an investment good, or may serve as cheap labor. Another reasoning to have children is to get support for the old age as a way of reducing economic uncertainty but also to secure economic, physical, and emotional care.

³ The influence of happiness on various facets of modern life has been also examined. For instance, Sabatini (2011) found a positive relationship between happiness and health status.

not the effect that the child's age may have on marital satisfaction. Clark et al. (2008) used German panel data to show that parents' life satisfaction decreased over time, with higher levels at the birth of a child, and lower levels when the child is 5 years old. However, it is not fully explored about how the impact of the age of a child on marital satisfaction differs across genders. Further, the majority of studies confirm that the negative impact of children on marital satisfaction focus on individualistic countries such as the United States and Canada. Nevertheless, the relationship between children and marital satisfaction may also vary according to cultural context (for example, Dillon and Beechler 2010). Thus, we are interested in this paper to see if this effect can be found in collectivist cultures which seems to be features of Asia (Moghaddam et al. 1993).

The aim of this paper is to examine the association between children's ages and marital satisfaction across genders using a large individual dataset from several Asian countries (China, Korea, and Japan) at different development stages. This study is the first attempt at a cross-country analysis of the association between age of child and marital satisfaction in three major Asian countries—China, Japan, and Korea. We also use compatible cross-country (individual-level) data that enable us to consistently compare the results among the countries. The key contribution of this paper is to provide a comparative approach regarding the association between age of children and marital satisfaction, and to determine whether this varies for men and women. The remainder of the paper is organized as follows.⁴ Section 2 provides the hypothesis. The section3 describes the data and empirical methodology. Section 4 reports the main

⁴ Given the cross-sectional nature of the data, we are not able to provide our results in terms of cause and effect, but rather, in terms of association. Indeed, one might also argue the existence of reverse causality between children and marital satisfaction.

empirical results and section 5 concludes.

2. Hypothesis

There are two reasons why a child influences marital happiness. First, women are expected to work hard and devote more time and energy to their children. Therefore, women spend less time with their spouse, and devote more time to domestic duties (Nomaguchi and Milkie 2003; Dew and Wilcox 2011).⁵ Second, marital satisfaction can also decline because the expectations of women regarding equitable and fair work are not met (Twenge et al. 2003; Dew and Wilcox 2011): it may be a husband's lack of contribution to housework. Women are happier when they can share their domestic tasks and child care with their husbands (for instance, Amato et al. 2003). This may also influence their self-esteem.

The relationship between marital happiness and children may also vary according to the age of child. The amount of time demanded by child care is greater when the child is young because infants require practically constant attention and care. Older children demand less care and spend much of their time in school. Thus, they create less of a conflicting role for parent caregivers (Kalenkoski et al. 2009; Twenge et al. 2003). It seems plausible that marital satisfaction declines slightly after the birth of a child, with a possible spike when the child becomes independent.

Women are expected to take a primary care-giving role for the child, especially in Asian countries whose life style based on Confucianism. In addition, this effect can be stronger in developed countries because there is perhaps less family support (female relatives who are available to help out with childcare) (see Dillon and Beechler 2010).

⁵ For instance, in China, domestic duties remain overwhelming for women, with no indication of a decrease (Chen 2005).

These lead us to propose the hypothesis:

Hypothesis: Women would experience greater marital dissatisfaction compared with men when child is small. This negative effect of small children on satisfaction is larger for more developed country.

3. Data and methodology

3.1. Data

The empirical analysis in this paper is based on micro data collected from the CGSS (Chinese General Social Surveys), JGSS (Japanese General Social Surveys), and Korean Social Surveys (Korea), which were conducted in 2006 and provided by the East Asian Social Survey Data Archive (EASSDA 2006). These surveys provide rich information regarding respondents' demographic and socioeconomic status and other particular aspects of the surveyed country. The surveys were designed uniformly and have common questionnaires, which make them largely comparable with each other. With the aim of comparing the effect of age of child on marital satisfaction between different countries, we used the integrated EASS data collected by participating institutions in China, Korea, and Japan.⁶ In the first survey round, the questionnaire incorporated a special module on "Family in East Asia (EASS 2006)". This family module questionnaire included questions concerning behaviors and attitudes of respondents toward their family members and relatives. Specifically, it focused on intergenerational support, attitudes toward the obligation to support aged parents, and

⁶ The participating institutions in China, Korea and Japan are as follows: the Department of Sociology, Renmin University of China (Bijin); Survey Research Center, Sungkyunkwan University (Seoul); JGSS Research Center, Osaka University of Commerce (Osaka); and the Institution of Taiwan also participated in EASS. This paper attempts to compare countries representing different stages of economic development. Taiwan and Korea are considered to be at a similar level of economic development. Hence, Taiwan was excluded in this paper.

attitudes to primogeniture.⁷ Three survey rounds have been conducted so far.

From the three countries, China, Korea, and Japan, 7,872, 2,500, and 3,998 individuals were invited to participate in the survey, respectively. The survey collected data from 3,208 (China), 1,605 (Korea), and 2,130 (Japan) individuals, with response rates of 38.5%, 65.7%, and 59.8%, respectively. The construction of samples used in this research is shown in Table 1. Furthermore, we exclude those who have missing values for the dependent variable, marital satisfaction. As a result, the sample included 2,586 respondents from China, 1,053 from Korea, and 1,512 from Japan, when it was limited to those who responded to the question regarding marital satisfaction.⁸ Furthermore, after excluding observations from those without valid answers for key explanatory variables such as age, education, and household income, the sample size was 2,368 individuals from China, 1,008 from Korea, and 1,098 from Japan. Final sample size appears to be gender balanced across the surveyed countries (see Table 1).

3.2. *Dependent variable*

The outcome variable of interest is self-reported marital satisfaction. In the current study, we assumed that marital happiness reflects more directly and accurately perceptions regarding family-related issues. In particular, this measure derives from the respondents' answers to the question, **“Considering all things together, how would you describe your marriage? Would you say that you are very satisfied or dissatisfied with your marriage?”** on a five-point scale (1 = “strongly dissatisfied” to 5 = “strongly satisfied”). This self-reported measure assesses global satisfaction of

⁷ The data were provided by the website of EASS (<http://www.eass.info/about/about01.php>) accessed on November 1, 2009.

⁸ The number of missing values excluded from the study was 622, 552, and 618 for China, Korea and Japan, respectively.

marriage (overall happiness of marriage), but not specific aspects of marriage (e.g., extent of understanding, agreement with spouse, amount of affection and love, sexual frequency). Accordingly, the sample is limited to those who are currently married. As can be seen in Figure 1, the distribution of marital satisfaction varies across East Asian countries. In particular, the most frequent response in China, Korea, and Japan is 4 (satisfied). This tendency is especially obvious in China. Furthermore, with respect to 4 and 5 (strongly satisfied), the rates are higher for females compared with males in China, whereas those responses are lower in females than males in Korea and Japan. This suggests that there are fewer satisfied females than satisfied males in more developed countries. In other words, the degree of economic development influences the difference in marriage satisfaction between males and females, implying that socioeconomic conditions should be paid careful attention when comparing marriage satisfaction rates by gender.

The distribution of marital satisfaction across the five generations (20–29 year olds, 30–39 year olds, 40–49 year olds, 50–59 year olds, and 60–69 year olds) for the three East Asian countries used in this study is displayed in Figure 2. In China, (Figure 2(a)), with the exception of those in the 60s age group, each generation represented approximately 20% of the sample. We should draw attention to the fact that there were no respondents over 70 years old in the China sample.⁹ Therefore, the average age of Chinese respondents is considered to be relatively young. As for Korea in Figure 2(b), the percentage of respondents in the younger generations, that is, those in their 20s, 30s, and 40s, are higher than rates for the older generations. In contrast, Japan's rates, shown in Figure 2(c), are higher for the older generations (respondents in their 50s, 60s, and

⁹ All invited survey respondents were below 70 years old in China. Hence, there is no category for those in their 70s in Figure 2(a).

70s) than the younger age groups. This suggests that the Japanese respondents are older, as a whole, compared with China's and Korea's. With regard to Table 2, the rate of respondents having a child aged over 19 years is approximately 57% for Japanese respondents, whereas the rates are 44% and 34% in China and Korea, respectively. In contrast, the rate of respondents having a child younger than 12 years old is only 17% in Japan, and approximately 26% and 30% in China and Korea, respectively. The composition of the respondents' children's ages is thought to reflect the composition of the respondents' ages.

3.3. *Independent variables*

As referred to in the introduction, the psychological and economic costs of having a child are profoundly associated with the age of the child. For instance, the time required for active care is longer when the child is younger (see Kalenkoski et al. 2009). Thus, age of child appears to be associated with marital satisfaction. Hence, CH_12, CH13_18, and CH_19 are incorporated to capture the age of child effect.¹⁰ The period prior to a child entering junior high school is captured by CH_12, when a mother must pay special attention to child care. For instance, primary school students finish their school day early and they are too young to look after themselves. Thus, it is necessary for parents to take care of the younger children outside of school hours. After entering junior high school, children often develop into troubled teenagers, and so the

¹⁰ The education system is similar in China, Korea, and Japan as follows: elementary school age is 6–12-year-olds. After graduating from elementary school, students advance to junior high school (3 years) and the high school (a further 3 years). This means that students usually graduate from high school at 18 years old. After completing high school, university is a further 4 years. Information regarding the education systems in China, Korea, and Japan can be accessed as follows: http://www.mext.go.jp/b_menu/hakusho/html/hpbz198103/index.html. (accessed on July 28, 2010); <http://education.stateuniversity.com/pages/1400/South-Korea-EDUCATIONAL-SYSTEM-OVERVIEW.html>. (accessed on July 28, 2010); and <http://www.edu.cn/20041203/3123354.shtml>. (accessed on July 28, 2010).

relationship between child and parent enters a different stage, which is captured by CH13_18. Parents are required to make an effort to maintain a good relationship with their child, leading to higher economic and psychological costs. Once the teenage years have passed, a child becomes adult and is considered to be independent of their parents, captured by CH_19.¹¹ The reference group holds those who do not have any children. If the cost of raising a child is the main reason for a decrease in parents' marital satisfaction, CH_12 and CH13_18 are predicted to take the negative sign. The coefficient's absolute value of CH_12 is larger than that of CH13_18.

The levels of education between partners are usually considered as control variables in marital satisfaction literature (for instance, White and Rogers 2000). There are a number of studies that suggest that the quality of marital relationships is positively associated with partners' education levels (e.g., Stanley et al. 2006; Halfrod et al. 2003). In this study, education level is coded as years of schooling completed by respondents and their spouses (EDU and SPEDU, respectively). Females lose a large amount of their potential income as a consequence of leaving work to give birth and raise children.¹² The higher a female's opportunity cost becomes, the higher her education level (Cabinet Office, Government of Japan 2005). Hence, EDU for females and SPEDU for males are expected to take the negative sign, while the sign for EDU for males and SPEDU for females are ambiguous. In our sample, EDU is 8.4, 11.9, and 12.2 in China, Korea, and Japan, respectively. This suggests that years of schooling are greater in more developed countries.

Negative experiences like unemployment are expected to influence marital

¹¹ Once a child becomes independent, the parents' cost of having a child is thought to be invariable.

¹² In Japan, if a female university graduate returns to employment as a part-time or casual worker, her rate of lost earnings will be over 80% of her potential lifetime wages (Cabinet office, Government of Japan 2005, Ch. 3).

happiness. Unemployment affects individuals beyond simply income loss; it also influences people at an emotional level, and often leads to depression. The stress resulting from one partner being unemployed and the necessity of taking care of a child may also aggravate partner marital satisfaction. That is, children at home can influence the relationship between unemployment and marital satisfaction. To consider the employment status of the respondents, we included a dummy variable that takes a value of 1 when the individual is unemployed. The sign for UNEMP is expected to be negative.

Few studies have addressed the relationship between family income and marital happiness, and the empirical evidence is mixed. While some studies find a positive association between family income and marital happiness (Amato et al. 2003), others find no association (Amato and Rogers 1997). To take into account family income, we included household income (HINCOM) measured as the total net income of the household from all sources. To control for respondent's age, generation dummies are included as independent variables although they do not appear in the equation.¹³ We further included regional dummies to account for unobserved characteristics of the region in which the respondent resided.

Variable definitions and summary statistics of the key variables used for the estimations are reported in Table 2.

3.4. Methodology

As marital happiness is ordered and discrete, an ordered probit model was used (for more details, see Greene 1997). Ordered probit analysis has been used in the

¹³ Corresponding to Figure 2, we constructed 6 generation group dummies: (1) 10s and 20s, (2) 30s, (3) 40s, (4) 50s, (5) 60s, and (6) over 70s.

literature to examine the determinants of marital satisfaction (e.g., Lee and Ono 2008; Oshio et al. 2011). The estimated function takes the following form:

$$MSATIS_i = \alpha_1 CHI_12_i + \alpha_2 CHI13_18_i + \alpha_3 CHI_19_i + \alpha_4 EDU_i + \alpha_5 SPEDU_i + \alpha_6 UNEMP_i + \alpha_7 HINCOM_i + u_i,$$

where *MSATIS* represents the dependent variable in the case of respondent *i*, α represents regression parameters, and u_i is the error term that follows a standard normal distribution. The dependent variable is the self-rated marital satisfaction.

Self-selection effects must be controlled in this case, because self-reported marital satisfaction is only observed for currently married individuals. Some authors apply Heckman's two-step procedure to deal with this problem. However, given the ordinal nature of the dependent variable, ordered probit is more convenient and therefore used in this paper because accounting for sample selection in non-linear models is complicated.

When the coefficient takes the positive sign, a positive change in the independent variable decreases the probability of the lower ranked outcome and increases the probability of the highest ranked outcome. However, "the marginal effects of the regressors on the probability are not equal to the coefficients" (Greene 1997, p. 927). Therefore, we encounter a difficulty in the interpretation of coefficients. Instead of coefficients, the marginal effects can be calculated in each dependent variable category (Greene, 1997, p. 927–931). Hence, for a closer examination of estimation results, in addition to coefficients, as presented in Table 5, we also report the marginal effects of key variables such as CH_12, CH13_18, and CH_19 in Prob(*MSATIS* = 1), Prob(*MSATIS* = 2), Prob(*MSATIS* = 3), Prob(*MSATIS* = 4), and Prob(*MSATIS* = 5).

4. Estimation results and interpretation

Before closer examination to test the hypothesis proposed in the section2, now we look at the mean difference of marital satisfaction between respondents with child and others, separately for male and female. It can be seen from Table 3 that the average marital satisfaction score for those who have a child is lower than those who do not, regardless of gender in China, Korea, and Japan. This mean difference is, however, not statistically significant for males in any of the three countries. In contrast, this difference is statistically significant for females in all three countries. Thus, it follows this that having a child reduces marital satisfaction in females, but does not decrease male satisfaction. It can be argued, therefore, that women disproportionately carry the burden of child care, which results in the gap in marital satisfaction across the sexes.

4.1. Child age dummy

Tables 4(a) and (b) display the results for males and females, respectively. Starting with the results for males, it can be seen in Table 4(a) that CHI_12, CHI13_18, and CHI_19 take the positive sign, with the exception of CHI_19 in column (1), while being statistically insignificant. This suggests that age of child is not relevant to the marital satisfaction of males in Asian countries. For females, the coefficients for CHI_12 and CHI13_18 produce negative signs in all estimations. Furthermore, CHI_12 is statistically significant in all estimations, while CH13_18 is only statistically significant in column (3). In contrast, the sign for CH_19 is positive in all estimations despite being statistically insignificant. These results reveal that the presence of children up to entering junior high school reduces marital satisfaction in females in all countries,

while teenagers at junior high school or high school have a detrimental effect on marital satisfaction for females in Japan, but not China and Korea.

A closer examination of the effects of CHI_12, CHI13_18 and CHI_19 illustrated in Tables 5(a), (b) and (c) show a marginal effect on the marital satisfaction of females in China, Korea, and Japan, respectively. Coefficients for CHI_12 are -0.04 , -0.06 , and -0.08 for China, Korea, and Japan, respectively. These reveal that females in China, Korea, and Japan, who have a child too young to enter junior high school have a 4%, 6%, and 8%-point lower probability, respectively, of being strongly satisfied with married life than those without a child. In contrast, as exhibited in column (1), the coefficients for CHI_12 are 0.004, 0.01, and 0.03 for China, Korea, and Japan, respectively. These results imply that raising a younger than junior high age child increases the probability of being strongly dissatisfied with married life by 0.4%, 1% and 3%-points for China, Korea, and Japan, respectively. The results shown in Table 5 lead us to argue that the negative effect of having young children is greater in more developed countries. Combined results of Table 4 and 5 strongly support the Hypothesis proposed in the Section 2.

4.2. Control variables

Concerning the results for males exhibited in Table 4(a), coefficients for EDU and HINCOM take the positive sign, but are statistically insignificant, with the exception of EDU in column (3). This result is in line with previous evidence in marital satisfaction literature (Amato and Rogers 1997). Consistent with our theoretical predictions, UNEMP yields the negative sign, but is not statistically significant in all regression models.

As can be seen Table 4(b), EDU for females takes the negative sign in all estimations, while being statistically significant in Korea. In contrast, SPEDU shows the positive sign in all estimations and is statistically significant in columns (1) and (2), implying that a male with higher education levels will increase his spouse's marital satisfaction. As expected, UNEMP produces the negative signs in all estimations, while it is not statistically significant. HINCOM yields the positive signs and statistically significant in columns (1) and (3).

4.3. Discussion

As also observed in Western countries (Akerlof and Kranton 2000), disparity concerning child care and housework between males and females exists and persists in Asian countries. There is evidence that females who live with their parents are more likely to participate in the labor market (Sasaki 2002; Mano and Yamamura 2010). A reason for this is that the parents (grandparents) can raise the child, enabling the mother to work. For instance, in a traditional Japanese farming village, “women are usually also employed ... in households with a grandmother, she often takes care of young children, while the mother works in the field” (Henry 1981, p. 87). Support for child care through family ties and community network appears to be on the wane because long-term economic development has led to a decline in social capital (Putnam 2000). China is considered to be in a highly developed stage at present. Korea has followed Japan and has experienced incredible economic growth, however, it is not yet considered to be a highly developed country. Japan experienced rapid economic growth in the post-war period and has become one of the most developed countries worldwide. Thus, Japanese women have had to address childcare issues, and the childcare industry is considered to

be essential to help mothers raise their children, rather than with reciprocal care via informal social networks. Nevertheless, nursery schools, for example, are in short supply in Japan, and mothers are more likely to raise a child than to also participate in the labor market because of a shortage of childcare services (Cabinet Office, Government of Japan 2005; Date and Shimizutani 2007). Economic development can further increase the economic and psychological costs for females of raising children. In other words, the effect of having young children on satisfaction depends on the change in socioeconomic conditions.

5. Conclusion

Socioeconomic conditions vary across East Asian countries. However, they also appear to share similar cultural backgrounds that differ from those of Western countries. Furthermore, East Asian countries have experienced the rapid economic growth and so the social and family ties were thought to change drastically. This seems to influence marital satisfaction. Hence, it is worthwhile to examine family relationships and marital satisfaction by comparing East Asian countries. Using individual-level data from EASS (East Social Survey) from 2006, this study examines how the age of children influences the marital satisfaction of males and females in China, Korea, and Japan.

We found via the ordered probit estimation that (1) the marital satisfaction of males is barely affected by the presence of children, whereas the marital satisfaction of females who have a child younger than 12 years old is lower than that of females with no children. (2) The greater the marginal effect of age of the child, the more developed a nation's economic condition.

We considered that finding (1) is due to the imbalance of child care between males and females result in each country. That is, females are more likely to be the primary caregiver for young children and so feel the associated stress from it, putting pressure on their psychological state. The division of labor within a household is a further reason for the differences in marital satisfaction between genders. In our interpretation, the opportunity cost of child rearing becomes higher where people have attained higher levels of education and in more developed country. Accordingly, child rearing affects female marital satisfaction to a greater degree in the process of economic development. Thus, we derive the argument that marital satisfaction is in part influenced by the division of labor within households and the opportunity cost of child care.

As found by prior works (Sasaki 2002; Mano and Yamamura 2010), female labor supply partly depends on whether females live with their parents or not. In addition, Shields et al. (2009) exhibited that life satisfaction is affected by the characteristics of the parents' neighborhood. That is, help from parents and reciprocity arrangements with other community members appear to play a significant role in reducing the physical and psychological burden of child care. Hence, the effect of young children on marital satisfaction is considered varied, and dependent on socioeconomic conditions such as family structure and networks within the neighborhood. Economic development is strongly related to family structure and neighborhood relationships, which are, however, not considered in detail in this paper. Furthermore, it is interesting to compare the most developed Western countries with Japan, because while they are all labeled 'developed countries', they have very different historical and cultural backgrounds. Thus, these are issues that require further investigation in future studies.

References

- Akerlof, G., & Kranton, R. (2000). Economics and identity. *Quarterly Journal of Economics*, 115, 715–753.
- Amato, P., Johnson, D., Booth, A., & Rogers, S. (2003). Continuity and change in marital quality between 1980 and 2000. *Journal of Marriage and Family*, 65, 1–22.
- Amato, P., & Rogers, S. (1997). A longitudinal study of marital problems and subsequent divorce. *Journal of Marriage and Family*, 59, 612–614.
- Angeles, L. (2010). Children and life satisfaction. *Journal of Happiness Studies*, 11, 523–538.
- Barro, R., & Becker, G. (1989). Fertility choice in a model of economic growth. *Econometrica*, 57, 481–501.
- Becker, G. (1981). *A treatise on the family*. Cambridge, MA: Harvard University Press.
- Boldrin, M., & Jones, L. (2002). Mortality, fertility, and saving in Malthusian economy. *Review of Economics Dynamics*, 5, 775–814.
- Booth, A. L., & van Ours, J. (2009). Hours of work and gender identity: Does part-time work make the family happier? *Economica*, 76, 176–196.
- Bjørnskov, C., Dreher, A., & Fischer, J. A. V. (2008). Cross-country determinants of life satisfaction: Exploring different determinants across groups in society. *Social Choice and Welfare*, 30, 119–173.
- Cabinet Office, Government of Japan. (2005). White Paper on the National Lifestyle in Japanese [Kokumin Seikatsu Hakusho]. Tokyo: Cabinet Office, Government of Japan.
- Campbell, A., Converse, P. E., & Rodgers, W. L. (1976). *The quality of American life*.

New York: Russell Sage Foundation.

- Caporale, G. M., Georgellis, Y., Tsitsianis, N., & Yin, Y.P. (2009). Income and happiness across Europe: Do reference values matter? *Journal of Economic Psychology*, 30, 42–51.
- Clark, A., Diener, E., Georgellis, Y., & Lucas, R. (2008). Lags and leads in life satisfaction: A test of the baseline hypothesis. *Economic Journal*, 118, F222–F243.
- Date, Y., & Shimizutani, S. (2007). Why has Japan's fertility rate declined? *The Japanese Economy*, 35(1), 4–45.
- Dew, J., & Wilcox, B. (2011). If Momma ain't happy: Explaining declines in marital satisfaction among new mothers. *Journal of Marriage and Family*, 73, 1–12.
- Dillon, L. M., & Beechler, M. P. (2010). Marital satisfaction and the impact of children in collectivistic cultures: A meta analysis. *Journal of Evolutionary Psychology*, 8, 7–22.
- Di Tella, R., MacCulloch, R. J., & Oswald, A. (2003). The Macroeconomics of happiness. *Review of Economics and Statistics*, 85(4), 809–827.
- Dolan, P., Peasgood, T., & White, M. (2008). Do we really know what makes us happy? A review of the economic literature on the factors associated with subjective well-being. *Journal of Economic Psychology*, 29, 94–122.
- Easterlin, R. (2006). Life cycle happiness and its sources. *Journal of Economic Psychology*, 27(4), 463–482.
- Greene, W. (1997). *Econometric Analysis* (3 Eds.), London: Prentice-Hall.
- Hamamoto, C. (1999). Kodomo no Tanjou to Seikatsu Hendou: Kodomo no Youiku Ni Taisuru Seikatsu Hogo no Kentou (How Life Style Change with the Birth of

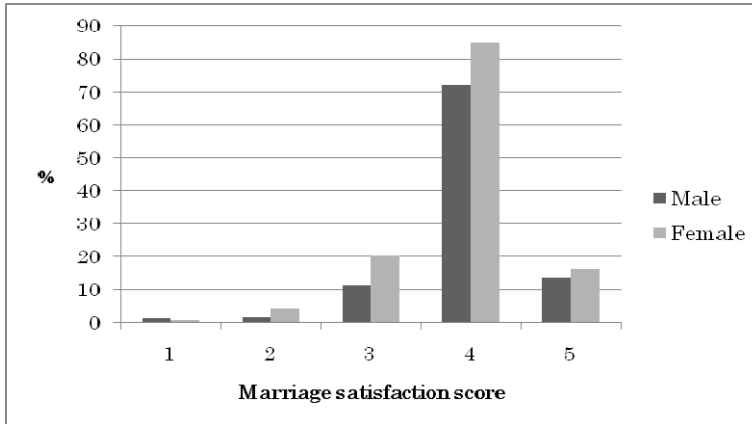
- Children: Investigating Ways to Maintain Lifestyle While Raising Children). In: Higuchi, Y. and Iwata, M. (Eds.), *Paneru Deita Kara Mita Gendai Josei: Kekkon, Shussan, Syugyo, Shohi, Chochik (Contemporary Women as Viewed from the Paneled Data: Marriage, Child Birth, Divorce, Consumption and Saving.)*, Toyo Keizai Shimposha, Tokyo, pp. 147–169.
- Hashimoto, M. (1974). Economics of postwar fertility in Japan: Differentials and trends. *Journal of Political Economy*, 82(2), 170–194.
- Hendry, J. (1981). *Marriage in changing Japan*. Tokyo: Tuttle Publishing.
- Hill, A. (1989). Female labor supply in Japan: Implications of the informal sector for labor force participation and hours of work. *Journal of Human Resources*, 24(1), 143–161.
- Irokawa, T. (1999). Kekkon, Shussan, Rikon de Josei-no Seikatsu Manzokudo wa Do Kawaruka? (How Do Marriage, Child Birth, and Divorce Influence Women's Life Satisfaction?). In: Higuchi, Y. and Iwata, M. (Eds.), *Paneru Deita Kara Mita Gendai Josei: Kekkon, Shussan, Syugyo, Shohi, Chochiku. (Contemporary Women as Viewed from the Panel Data: Marriage, Child Birth, Divorce, Consumption and Saving.)*, Toyo Keizai Shimposha, Tokyo, pp. 193–223.
- Kalenkoski, C., Ribar, D., & Stratton, L. (2009). The influence of wages on parents' allocations of time to child care and market work in the United Kingdom. *Journal of Population Economics*, 22(2), 399–419.
- Lee, D., & Gan, C. (1989). An economic analysis of fertility, market participation and marriage behavior in recent Japan. *Applied Economics*, 21, 59–68.
- Lee, K., & Ono, H. (2008). Specialization and happiness in marriage: A U.S.-Japan comparison. *Social Science Research*, 37, 1216–1234.

- Ministry of Education, Culture, Sports, Science and Technology, (various years).
Statistical Abstract. Tokyo: Ministry of Education, Culture, Sports, Science and
Technology.
- Ministry of Health, Labour and Welfare, (various years a). Basic Survey on Wage
Structure. Tokyo: Ministry of Health, Labour and Welfare.
- Ministry of Health, Labour and Welfare, (various years b). Vital Statistics of Population.
Tokyo: Ministry of Health, Labour and Welfare.
- Mano, Y., & Yamamura, E. (2010). The effects of a husband's education and family
structure on labor force participation and earnings among Japanese married
women. Forthcoming in *Japanese Economy*.
- Moav, O. (2005). Cheap children and the persistence of poverty. *Economic Journal*, 115,
88–110.
- Moghaddam, F., Taylor, D., & Wright, S. (1993). *Social psychology in cross-cultural
perspective*. New York: Freeman and Company.
- Narayan, P., & Peng, X. (2007). Japan's fertility transition: Empirical evidence from the
bounds testing approach to cointegration. *Japan and the World Economy*, 19,
263–278.
- Nomaguchi, K., & Milkie, M. (2003). Costs and rewards of children: The effects of
becoming a parent on adults' lives. *Journal of Marriage and Family*, 65,
356–374.
- Osawa, M. (1988). Working mothers: Changing patterns of employment and fertility in
Japan. *Economic Development and Cultural Change*, 36(4), 623–650.

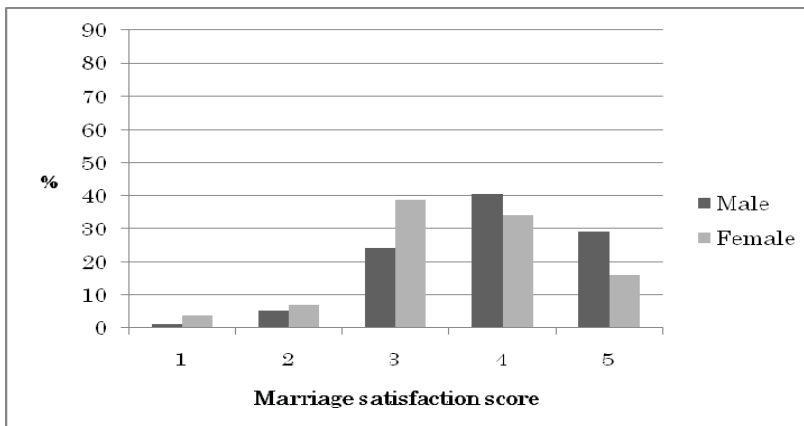
- Oshio, T., Nozaki, K., & Kobayashi, M. (2011). Division of household labor and marital satisfaction in China, Japan, and Korea. Institute of Economic Research, Hitotsubashi University, Japan.
- Putnam, R. (2000). *Bowling Alone: The collapse and revival of American community*. New York: A Touchstone Book.
- Sabatini, F. (2011). The relationship between happiness and health: evidence from Italy. Health, Econometrics and Data Group Working Paper Series (University of York) 07/11.
- Sasaki, M. (2002). The causal effect of family structure on labor force participation among Japanese married women. *Journal of Human Resources*, 37(2), 429–440.
- Shields, M., Price, S., & Wooden, M. (2009). Life satisfaction and the economic and social characteristics of neighbourhoods. *Journal of Population Economics*, 22(2), 421–443.
- Tsang, L., Harvey, C., Duncan, K., & Sommer, R. (2003). The effects of children dual earner status, sex role traditionalism, and marital structure on marital happiness over time. *Journal of Family and Economic Issues*, 24, 5–26.
- Twenge, J., Campbell, K., & Foster, C. (2003). Parenthood and marital satisfaction: A meta analytic review. *Journal of Marriage and Family*, 65, 574–583.
- White, L., Booth, A., & Edwards, J. (1986). Children and marital happiness: why the negative correlation. *Journal of Family Issues*, 7, 131–147.
- Yamamura, E. (2010). The different impacts of socio-economic factors on suicide between males and females. *Applied Economics Letters*, 17(10), 1009–1012.

Figure 1. Distribution of marital satisfaction by gender.
 From 1 (strongly dissatisfied) to 5 (strongly satisfied).

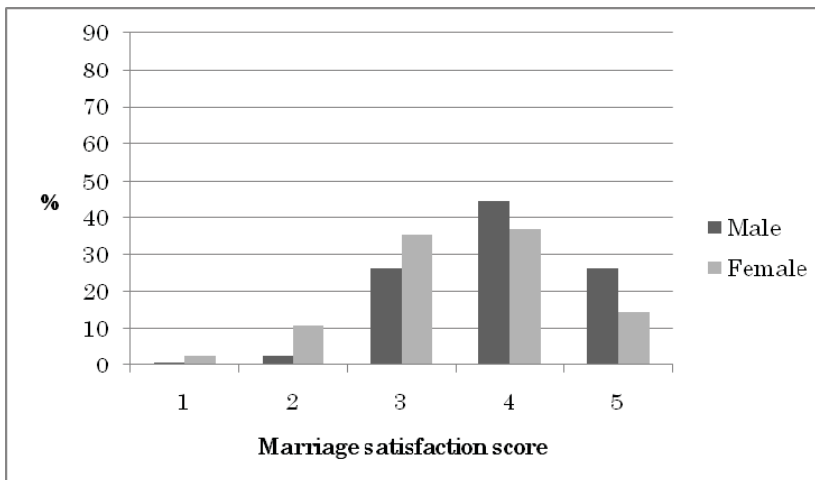
(a) China



(b) Korea



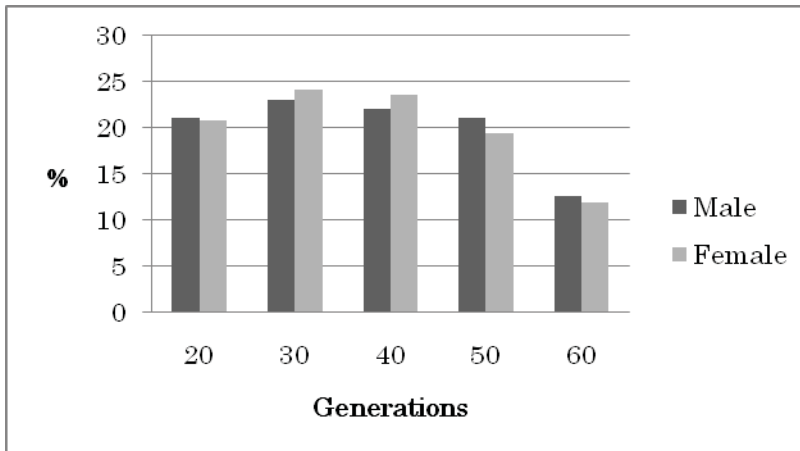
(c) Japan



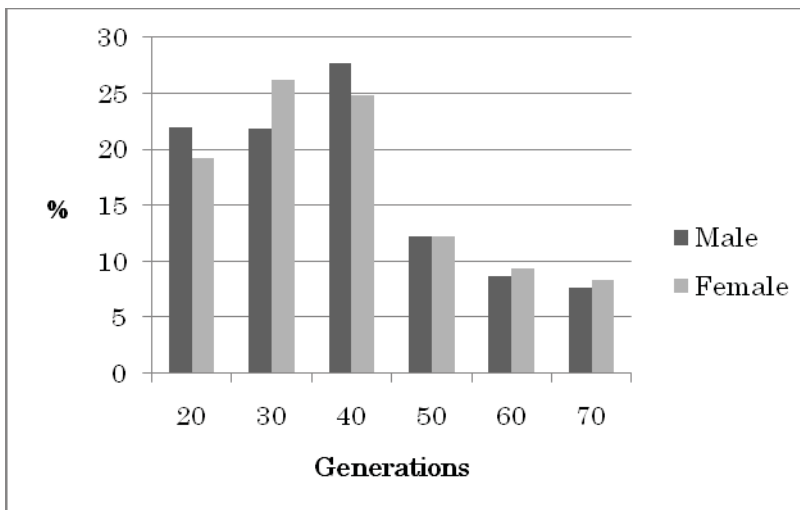
Source: EASS data 2006

Figure 2. Distribution of generations by gender.

(a)China



(b)Korea



(c)Japan

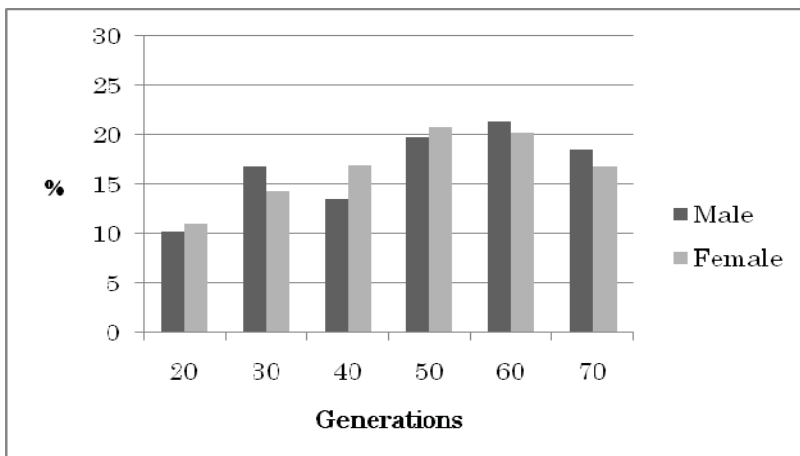


Table 1.

Construction of Research Sample

Description	China	Korea	Japan
Original Sample	3208	1605	2130
Marriage satisfaction (Dependent variables)	2586	1053	1512
Various independent variables.	2368	1008	1098
Male ^a	1064	448	553
Female ^b	1304	560	545

Note.

- a. The samples were used for male's estimation.
- b. The samples were used for female's estimation.

Table 2.

Variable definitions and mean values

Variables	Definition	China	Korea	Japan
CHI_12	Dummy variable: 1 if a respondent has child below 12 years old; otherwise 0. (%)	26.0	30.9	17.3
CHI13_18	Dummy variable: 1 if a respondent has child between 13 and 18 years old; otherwise 0. (%)	22.9	21.4	13.0
CHI19_	Dummy variable: 1 if a respondent has child over 19 years old; otherwise 0. (%)	44.2	34.2	56.9
EDU	Years of Schooling	8.4	11.9	12.2
SPEDU	Spouse's years of schooling	8.6	12.6	12.4
UNEMP	Dummy variable: 1 if a respondent is unemployed; otherwise 0. (%)	1.6	6.4	1.6
HINCOM	Household Income	23 ^a	331 ^b	549 ^c

Note: Values for dummy variables are rates of observations which take 1. Values of EDU and INCOME are mean values.

a. Thousands Yuan

b. Thousands Won

c. Million Yen

Table 3. Comparison of marital satisfaction between those who have a child and others.

Country	Variables	Respondent has a child at least	No child	t-statistics
China	Male	3.94	4.01	0.85
	Female	3.87	4.10	2.69***
Korea	Male	3.89	4.14	1.40
	Female	3.48	3.93	2.45**
Japan	Male	3.93	3.98	0.46
	Female	3.47	3.77	2.10**

Note:

*, ** and *** indicate significance at 10, 5 and 1 % levels, respectively.

Table 4. Regression results of marital satisfaction by gender (Ordered Probit Model)

(a) Male

Variables	(1) China	(2) Korea	(3) Japan
CHI_12	0.01 (0.08)	-0.01 (-0.11)	-0.15 (-0.83)
CHI13_18	0.05 (0.44)	0.10 (0.65)	0.08 (0.50)
CHI19_	-0.04 (-0.31)	0.35 (1.58)	0.05 (0.31)
EDU	0.01 (1.04)	0.01 (0.68)	0.50*** (2.35)
SPEDU	-0.006 (-0.48)	-0.003 (-0.16)	0.02 (0.69)
UNEMP	-0.29 (-0.64)	-0.43 (-1.59)	-0.39 (-0.92)
HINCOM	0.10*10 ² (0.77)	0.39*10 ³ * (1.99)	0.003 (0.26)
Observations	1064	448	553
Pseudo R square.	0.008	0.02	0.02

(b) Female

Variables	(1) China	(2) Korea	(3) Japan
CHI_12	-0.24** (-2.22)	-0.28** (-2.05)	-0.46*** (-2.65)
CHI13_18	-0.14 (-1.47)	-0.10 (-0.76)	-0.35** (-2.42)
CHI19_	0.07 (0.60)	0.21 (1.12)	0.04 (0.25)
EDU	-0.005 (-0.50)	-0.04* (-1.73)	-0.002 (-0.06)
SPEDU	0.02* (1.94)	0.06*** (2.98)	0.02 (0.96)
UNEMP	-0.63 (-1.64)	-0.36 (-1.64)	-0.98* (-1.79)
HINCOM	0.19*10 ² * (1.79)	0.07*10 ³ (0.75)	0.04*** (3.45)
Observations	1304	560	545
Pseudo R square.	0.01	0.03	0.03

Note: Numbers in parentheses are z-statistics. *, ** and *** indicate significance at 10, 5 and 1 % levels, respectively. Generation dummies are included in all estimations to control for generation effects. The results are not, however, reported to save the space.

Table 5. Marginal effect of female estimation shown in Table 4 (2).

(a) China

Variables	Strongly ^a dissatisfied (1)	Dissatisfied ^a (2)	Neither ^a (3)	Satisfied ^a (4)	Strongly satisfied ^a (5)
CHI_12	0.004* (1.69)	0.01** (2.01)	0.04** (2.18)	-0.01* (-1.69)	-0.04*** (-2.33)
CHI13_18	0.002 (1.24)	0.01 (1.37)	0.02 (1.45)	-0.01 (-1.18)	-0.02 (-1.53)
CHI19_	-0.001 (-0.59)	-0.004 (-0.60)	-0.01 (-0.60)	0.004 (0.59)	0.01 (0.60)

(b) Korea

Variables	Strongly ^a dissatisfied (1)	Dissatisfied ^a (2)	Neither ^a (3)	Satisfied ^a (4)	Strongly satisfied ^a (5)
CHI_12	0.01* (1.90)	0.03** (1.98)	0.06** (2.06)	-0.04** (-2.02)	-0.06** (-2.05)
CHI13_18	0.007 (0.72)	0.01 (0.74)	0.02 (0.78)	-0.01 (-0.74)	-0.02 (-0.78)
CHI19_	-0.01 (-1.14)	-0.02 (-1.14)	-0.50 (-1.09)	0.03 (1.17)	0.05 (1.08)

(c) Japan

Variables	Strongly ^a dissatisfied (1)	Dissatisfied ^a (2)	Neither ^a (3)	Satisfied ^a (4)	Strongly satisfied ^a (5)
CHI_12	0.03** (1.99)	0.08** (2.45)	0.07*** (3.16)	-0.09** (-2.45)	-0.08*** (-2.94)
CHI13_18	0.02* (1.86)	0.06** (2.24)	0.05** (2.82)	-0.07** (-2.21)	-0.06*** (-2.69)
CHI19_	-0.002 (-0.25)	-0.006 (-0.25)	-0.007 (-0.25)	0.007 (0.25)	0.008 (0.25)

Note: Numbers in parentheses are z-statistics calculated by the robust standard error. *, ** and *** indicate significance at 10, 5 and 1 % levels, respectively.

a. In the questionnaire, the marital satisfaction is evaluated by numerical number, ranging from 1 (dissatisfied) to 5 (satisfied).