

Solferino, Nazaria; Solferino, Viviana

**Working Paper**

## The Corporate Social Responsibility is just a twist in a Möbius strip

Economics Discussion Papers, No. 2016-12

**Provided in Cooperation with:**

Kiel Institute for the World Economy – Leibniz Center for Research on Global Economic Challenges

*Suggested Citation:* Solferino, Nazaria; Solferino, Viviana (2016) : The Corporate Social Responsibility is just a twist in a Möbius strip, Economics Discussion Papers, No. 2016-12, Kiel Institute for the World Economy (IfW), Kiel

This Version is available at:

<https://hdl.handle.net/10419/129605>

**Standard-Nutzungsbedingungen:**

Die Dokumente auf EconStor dürfen zu eigenen wissenschaftlichen Zwecken und zum Privatgebrauch gespeichert und kopiert werden.

Sie dürfen die Dokumente nicht für öffentliche oder kommerzielle Zwecke vervielfältigen, öffentlich ausstellen, öffentlich zugänglich machen, vertreiben oder anderweitig nutzen.

Sofern die Verfasser die Dokumente unter Open-Content-Lizenzen (insbesondere CC-Lizenzen) zur Verfügung gestellt haben sollten, gelten abweichend von diesen Nutzungsbedingungen die in der dort genannten Lizenz gewährten Nutzungsrechte.

**Terms of use:**

*Documents in EconStor may be saved and copied for your personal and scholarly purposes.*

*You are not to copy documents for public or commercial purposes, to exhibit the documents publicly, to make them publicly available on the internet, or to distribute or otherwise use the documents in public.*

*If the documents have been made available under an Open Content Licence (especially Creative Commons Licences), you may exercise further usage rights as specified in the indicated licence.*



<http://creativecommons.org/licenses/by/3.0/>

**Discussion Paper**

No. 2016-12 | March 16, 2016 | <http://www.economics-ejournal.org/economics/discussionpapers/2016-12>

## **The Corporate Social Responsibility Is just a Twist in a Möbius Strip**

*Nazaria Solferino and Viviana Solferino*

**Abstract**

In recent years economics agents and systems have become more and more interacting and juxtaposed, therefore the social sciences need to rely on the studies of physical sciences to analyze this complexity in the relationships. According to this point of view the authors rely on the geometrical model of the Möbius strip used in the electromagnetism which analyzes the moves of the electrons that produce energy. They use a similar model in a Corporate Social Responsibility context to devise a new cost function in order to take into account of three positive crossed effects on the efficiency: i) cooperation among stakeholders in the same sector; ii) cooperation among similar stakeholders in different sectors and iii) the stakeholders' loyalty towards the company. By applying this new cost function to a firm's decisional problem the authors find that investing in Corporate Social Responsibility activities is ever convenient depending on the number of sectors, the stakeholders' sensitivity to these investments and the decay rate to alienation. The work suggests a new method of analysis which should be developed not only at a theoretical but also at an empirical level.

**JEL** L13 C21 Z1

**Keywords** Corporate social responsibility; econophysics; firm behavior

**Authors**

*Nazaria Solferino*, ✉ University of Rome "Tor Vergata", Rome, Italy,  
[nazaria.solferino@uniroma2.it](mailto:nazaria.solferino@uniroma2.it)

*Viviana Solferino*, University of Calabria, Italy

**Citation** Nazaria Solferino and Viviana Solferino (2016). The Corporate Social Responsibility Is just a Twist in a Möbius Strip. Economics Discussion Papers, No 2016-12, Kiel Institute for the World Economy. <http://www.economics-ejournal.org/economics/discussionpapers/2016-12>

# 1 Introduction

In recent years, in particular from the beginning of the 21st century, the social sciences started to strongly rely on the discoveries of physics of complexity to analyze complicated relations between models and social phenomena (Urry, 2003). For instance this is just the research field of the econophysics which studies the applications of theories and methods developed by Physics in order to solve problems in Economics (for more details see Rosser, 2008). As in the studies of many physical systems, also in the social sciences there is a growing attention to go behind the traditional notions treating various agents as separated and distinct essences (Urry, 2003; Giddens, 1984). Currently they are instead conceived as juxtaposed entities related through a nonlinear mechanism where causes and effects are co-present and strongly integrated<sup>1</sup>.

In an even more globalized world very complex interactions characterize social and economic relationships. Therefore we need models taking into account this complexity and nonlinearity in the connections. Such links involve multiple positive and negative feedback loops making systems interdependent and interacting dissipatively with their environment.

In Economics this interdependence among systems and among agents is just the core of the models of Corporate Social Responsibility (since now on CSR), which consider the global integration between firms and stakeholders, including workers, customers and the full environment (see Becchetti et al., 2014). The CSR implies a move from the maximization of the shareholders wealth to the satisfaction of a more complex objective function in which interests of the other stakeholders are taken into account. On turn this creates also benefits for the business. For instance Becchetti et al. (2014) show that since more and more profit maximizing firms are adopting CSR practices there must be pecuniary benefits arising from them. The authors also document that the CSR has the potential to generate several values increasing effects by attracting better employees, enhancing their intrinsic motivation and loyalty, reducing turnover rates, improving the efficiency and by reducing operating costs. Nevertheless CSR improves boosting sales revenues, increases rivals costs and attracts more

---

<sup>1</sup>" No party to a relation is therefore a monadic or molar entity. Each is instead a mutable function or the character of the mode-of-being related and its capacity for relationality" (Dillon, 2000)

ethical consumers, so that the firm can benefit from increases in her demand share.

All the above mentioned advantages can be seen as a sort of *ethical capital* accumulated through the CSR practices, which also requires the payment of additional costs. Becchetti et al. (2014) underline, by using a dynamic model, the conditions implying that such benefits overrun the costs. These advantages can also be considered as the result of the synergy which relates each subsystem's and each agent's performance.

Thanks to this synergy net benefits from the relationships across to the stakeholders by the virtue of their connections to the firm and the net transactional benefits across to the business system by the virtue of the intra-organizational cooperation.

There is also a large literature on the benefits that in general arise by investing in CSR on stakeholders and in particular on workers. To this aim many analyses use the standard taxonomy of CSR criteria provided by Kinder, Lydenberg and Domini Research and Analytics, Inc. (KLD). They include the following eight wide-ranging categories into the Domini 400 index: i) community; ii) corporate governance; iii) diversity; iv) employee relations; v) environment; vi) human rights; vii) product quality; and viii) controversial business issues. Every category has its strengths and weaknesses identified and analyzed within the index, as well as the suggestion of corporate activities compliant with each specific category. For instance, by using the KLD index, Becchetti et al.(2016) show that the CSR firms which take into account the workers well-being are less exposed to business risks and profit volatility. Other authors analyse the effects of increased productivity of the individual workers, see Rob and al. (2000). The authors show how the specific investments in Corporate Social Responsibility can be seen as the optimal incentives that foster the employees to allocate greater efforts to cooperative tasks because they derive utility from cooperation. In the meta-analysis devised by Harter et al (2003) positive workplace perceptions and feelings are associated with higher business-unit customer loyalty, higher profitability, higher productivity and lower rates of turnover. In Gond et al (2010) it is explained how employees' perceptions of CSR trigger attitudes and behavior in the workplace which affect organizational, social and environmental performance. In Degli Antoni et al (2011) it is analysed the empirical relationship between CSR and social capital pointing out how the adoption of CSR good practices foster the creation of workers' social capital intended as cooperative

social network, generalized trust, and relational skills. In addition for an analysis more specifically directed to the benefits of the cooperation between coworkers see Myers et al (2010) who discuss the effects of firm's values and workplace interaction on coworkers. Rast et al.(2012) also show, by using the data collected from employees of three private airline companies in Iran, that an important factor that have an impact on job satisfaction and productivity is the relationship with co-workers.

Therefore according to the CSR point of view firms and stakeholders can be depicted not as two distinct and unconnected systems, but they are a cross-system where transfers occur in a such a way that a business becomes a stakeholders' interest and conversely stakeholders well-being becomes part of the business. In this crossed-system the output of each part is transferred across them to become the others' input, so that these subsystems are strongly overloaded and linked inextricably together.

According to our point of view the best metaphor, suggested by the physical sciences, to approximate and represent this new conceptualization of links in economics systems and between agents is the *Möbius strip*.

This is a topological enigma independently documented in 1858 by two mathematicians A. F. Möbius and J.B. Listing. It is a bend of paper given a 180 degree twist prior to having its two ends connected. The first use of the Möbius strip as a metaphor in the business relationships, on our knowledge, is that of Litz (2008), who discusses an alternative approach to business family and family business relationships.

In this work we aim to extend this approach to the CSR analysis by extensively relying on the recently discoveries in the electromagnetism. We assimilate firm and stakeholders' contributes to the action of electrons travelling on a Möbius strip which, unlike a regular bend, return to a mirror reality in each count. In particular we strictly follow the model of Yacubo et al.(2003) who show that the electrons travelling on a Möbius strip produce energy of higher intensity or equivalently there is a lower energy dissipation thanks to the decreased resistance by virtue of the twist in the bend. We analyze how contributions of the economic agents in a CSR context, thanks to the effect to the ethical capital, produce higher benefits and a lower dissipation of the costs thanks the augmented cooperation.

The paper is divided into four sections (including introduction and conclusions). In the sec-

ond section we describe the building of the geometrical model for the electrons travelling in a Möbius strip. In the third section we investigate how to apply this model to the behavior of firms and economics agents in a CSR context. We define a new cost function that show the convenience to invest in social responsible activities thanks to three positive crossed effects on the efficiency: i)cooperation among stakeholders in the same sector; ii)cooperation among similar stakeholders in different sectors and iii)the stakeholders' loyalty towards the company. We provide an example of a firm's decisional problem which decides whether to invest in social responsibility. Our analytical results show that this is ever the optimal choice depending on the number of sectors, the stakeholders' sensitivity to these investments and the decay rate to alienation. In the fourth section we discuss our conclusions.

## 2 How to build a geometrical model for the electrons travelling in a Möbius strip

The Möbius strip is a bi-dimensional manifold with only one face. It can be built from a strip of paper by joining together its both ends after having twisted one of them a half turn (see Figure 1).

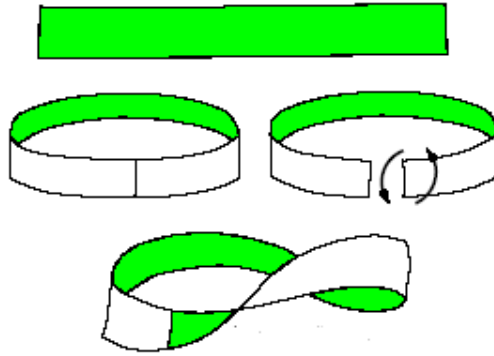


Figure 1: How to build a Möbius strip

The Möbius strip has one side and a single border and if we move along the centre line, the meridian, of the strip we need to go through the circle twice in order to return to the original position. This behavior is similar to that of the electrons generating a flux periodicity of persistent currents in a Möbius strip in Yacubo et al. (2003), who describe it by using the Hubbard model (1963). This last is the simplest model of interacting particles (electrons) in a lattice and consists of a Hamiltonian with only two terms: a *kinetic term* which represents the kinetic energy of electrons hopping between atoms and a *potential term* consisting of an on-site interaction which represents the potential energy arising from the charges on the electrons. Therefore the Hamiltonian is a sum of potential and kinetic energy and is applied to describe how the one kind of energy repeatedly changes into the other one over time. If we assume that there are  $N$  sites then we'll say that if an electron tunnels from lattice site  $j$  to site  $l$ , its energy changes by an amount  $-t_{jl}$ . This tunneling effect is equivalent of annihilating the electron at site  $j$  and creating it again at site  $l$ , so the portion of the Hamiltonian, the kinetic term, dealing with tunneling can be written as

$$- \sum_{j,l=1}^N t_{jl} a_l^\dagger a_j$$

where  $a_l^\dagger, a_j$  are the fermion (since electrons are fermions) creation and annihilation operators. For many practical purposes it suffices to assume that  $t_{jl}$  is none-zero, only when  $j$  and  $l$  are the nearest neighbors in which case it is usually approximated by a constant  $t$ . Because of the electron may tunnel also from lattice site  $l$  to site  $j$ , the Hamiltonian becomes

$$-t \sum_{j,l=1}^N a_l^\dagger a_j + a_j^\dagger a_l$$

where  $-t \sum_{j,l=1}^N a_j^\dagger a_l$  is defined Hermitian conjugate and denoted by *h.c.*

The potential term is

$$\sum_{k=1}^N \varepsilon_k a_k^\dagger a_k$$

where  $\varepsilon_k$  represents the site energy and  $a_k^\dagger, a_k$  are the fermion creation and annihilation operators at the site  $k$ .

Yacubo et al.(2003) consider electrons moving on a Möbius strip in the longitudinal directions on  $2M$  wires and transverse directions on  $N$  wires. Specifically, starting from a rectangular lattice including  $N \times 2M$  sites (see Figure 2), the rectangle is then twisted by 180 degrees and its two sides are connected, such that longitudinal wire 1 is attached to wire  $2M$ , wire 2 is attached to wire  $2M - 1$  and so on (see Figure 3). The Möbius strip so constructed includes  $M$  longitudinal wires with  $2N$  sites on each one.

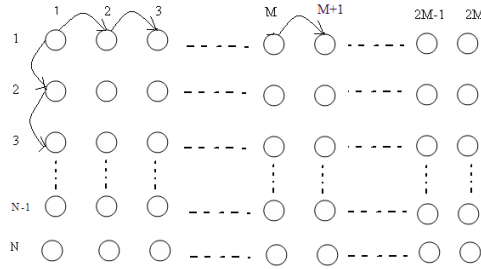


Figure 2: The electrons moving in a lattice  $N \times 2M$ .

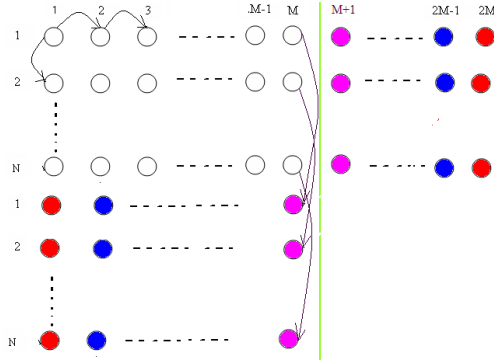


Figure 3: The electrons moving in a Möbius strip. The previous lattice has become a lattice  $2N \times M$ . The area behind the green line, after the twist, shifted in the bottom on the left. The electrons in the column  $M$  that tunneled in the  $M + 1$  column, now tunnel in the same column  $M$  on the corresponding replicated new element.



According to the Hubbard model (1963) the Hamiltonian is then

$$H_{Möbius} = \sum_{n=1}^{2N} \sum_{m=1}^M [\varepsilon_{nm} a_{nm}^\dagger a_{nm} - t_1 e^{-2i\pi\Phi/N} a_{nm}^\dagger a_{n+1m}] \quad (1)$$

$$- t_2 \sum_{n=1}^{2N} \sum_{m=1}^{M-1} a_{nm+1}^\dagger a_{nm} - \frac{t_2}{2} \sum_{n=1}^{2N} a_{nM}^\dagger a_{n+NM} + h.c.$$

where  $a_{nm}$  is the fermion operator at the site  $(n, m)$  with  $n = 1, 2, \dots, 2N$  and  $m = 1, 2, \dots, M$ .

The quantity  $\varepsilon_{nm}$  is the site energy so that

$$\sum_{n=1}^{2N} \sum_{m=1}^M \varepsilon_{nm} a_{nm}^\dagger a_{nm}$$

represents the potential term.

The kinetic term is made up of three parts:

1.  $-t_1 \sum_{n=1}^{2N} \sum_{m=1}^M e^{-2i\pi\Phi/N} a_{nm}^\dagger a_{n+1m}$  measures the longitudinal hopping, where  $e^{-2i\pi\Phi/N}$  measures the effect of the magnetic field accumulated along the longitudinal direction on each link and  $t_1$  is the longitudinal hopping amplitude;
2.  $-t_2 \sum_{n=1}^{2N} \sum_{m=1}^{M-1} a_{nm+1}^\dagger a_{nm}$  measures the transverse hopping on  $M-1$  longitudinal wires and  $t_2$  is the transverse hopping amplitude;
3. the transverse hopping on the last wire  $M$  is measured by  $-\frac{t_2}{2} \sum_{n=1}^{2N} a_{nM}^\dagger a_{n+NM}$ . Without the twist the electron would tunnel from the site  $(n, M)$  to the site  $(n, M+1)$ . But, because of the twist, now the wire  $M+1$  is attached to the wire  $M$  becoming the same longitudinal wire with  $2N$  sites on it. Therefore the site  $(n, M+1)$  is now the site  $(n+N, M)$  (see Figure 3). Obviously the sum is divided by two because the electrons tunnel only from (towards) the original  $N$  sites.

### 3 The Economics of the CSR-Möbius strip

#### 3.1 How to build a CSR-Möbius strip economics model

In this section we aim to investigate whether what we have seen in the previous one can be applied to firms and economics agents in a CSR context. Are there some similarities between their activities and contributions to production and the move of electrons in the strip that produces energy? At a first sight we notice that  $-H_{Möbius}$  strongly approaches a benefits-costs function. In fact, the energy dissipation measured by  $\varepsilon$  can be assimilated to the production costs unrecovered through the sell of the added value of the final consumption good.

Similarly, the terms with  $t_1$  and  $t_2$  may represent the benefits associated to the joint contributions of  $N$  stakeholders or type of stakeholders operating in  $M$  sectors.

For instance in the generalized Leontief production function analyzed in Diewert (1971) the interindustrial relations of an economy are conventionally represented by a matrix in which each column lists the monetary value of an industry's inputs and each row lists the value of the industry's outputs. Each cell of this matrix might correspond to the site  $(n, m)$  of the electrons in the strip (for instance see Iyetomi et al. 2010).

Nevertheless we think that in a context of CSR this function does not take into account all the crossed effects that social responsible activities can generate in terms of productivity and costs saving (see Becchetti et al. 2014). In particular some of these effects concern the externalities due to the CSR benefits on the stakeholders, which on turn are transferred into positive returns on the firm's traditional activities. According to this point of view, we consider a SR company with  $n = 1, 2, \dots, N$  stakeholders or cluster of stakeholders and  $m = 1, 2, \dots, 2M$  activities, where  $m = 1, 2, \dots, M$  represents the traditional sectors of production of intermediate goods, necessary to produce the final good  $M$ , while  $m = M + 1, \dots, 2M$  are the specific activities devoted to the CSR. We denote by  $0 \leq a_{nm} < 1$  the contribution of the stakeholder  $n$  in the sector  $m$  measured as percentage per unit of a product. For instance if  $a_{11} = \frac{1}{5}$  we say the stakeholder 1 is able to produce the 20 per cent of a unit in a working hour. Like in a Möbius strip also in a social responsible firm the effects of a twist may be considered as the returns due to the CSR activities on the stakeholders and

firm production, which therefore amplify the crossed contributions of different stakeholders also operating in different sectors of the company (see Figure 4).

	1	2	...	M	M+1	...	2M
1	$a_{11}$	$a_{12}$	.....	$a_{1M}$	$a_{1M+1}$	.....	$a_{12M}$
2	$a_{21}$	$a_{22}$	.....	$a_{2M}$	$a_{2M+1}$	.....	$a_{22M}$
.	.....						
.							
.							
N	$a_{N1}$	$a_{N2}$		$a_{NM}$	$a_{NM+1}$		$a_{N2M}$
1	$a_{12M}$	$a_{12M-1}$		$a_{1M+1}$			
2	$a_{22M}$	$a_{22M-1}$		$a_{2M+1}$			
.	.....						
.							
.	.....						
N	$a_{N2M}$	$a_{N2M-1}$		$a_{NM+1}$			

Figure 4: The matrix of stakeholders' contributions in a CSR context.

The stakeolder 1 contributes with  $a_{11}$  to the production of the sector 1 and with  $a_{12}$  to the production of the sector 2 and so on. The stakeolder 2 contributes with  $a_{21}$  to the production of the sector 1 and with  $a_{22}$  to the production of the sector 2 and so on. The same for all the other stakeholders. The value of  $a_{12M}$  measures the expected additional contribution that the stakeholders 1 would give thanks to the social responsible activity  $2M$ . The same for the other social responsible activities which are ordered in such a way that  $2M$  is more relevant for the sector 1,  $2M - 1$  is more relevant for the sector 2, etc (for instance  $2M$  could be seen as the social responsible activities dedicated to assure safety work condition in sector 1,  $2M - 1$  those to assure safety work condition in sector 2 and so on). Therefore in this work we propose the use of a new cost function for CSR companies suggested by (1), that in our case becomes:

$$H_{CSR} = - \sum_{n=1}^{2N} \sum_{m=1}^M [c_{nm} - t_1(1 - \delta)a_{nm}a_{n+1m}] + t_2 \sum_{n=1}^{2N} \sum_{m=1}^{M-1} a_{nm+1}a_{nm} + \frac{t_2}{2} \sum_{n=1}^{2N} a_{nM}a_{n+NM} \quad (2)$$

where

1.  $-\sum_{n=1}^{2N} \sum_{m=1}^M c_{nm}$  represents the sum of the costs supported by a company for social responsible activities devoted to each  $n$  in the sector  $m$ . The company can decide to give a prize also for the stakeholder's social responsible engagement and his increased productivity in the traditional sectors, so that the cost can be different from zero for the  $n = N + 1, \dots, 2N$  replicated stakeholders.
2.  $t_1 \sum_{n=1}^{2N} \sum_{m=1}^M (1 - \delta)a_{nm}a_{n+1m}$ , that we call *the neighbouroud efficiency term*, measures the gains associated to the crossed contributions of  $n$  in the sector  $m$  with the nearest  $n+1$  in the same sector. For instance if  $a_{11} = \frac{1}{5}$  and  $a_{21} = \frac{1}{7}$ , when the SR stakeholder 1 supports the stakeholder 2 helping him to produce his share  $\frac{1}{7}$ , the stakeholder 1 contributes with his ability of  $\frac{1}{5}$  to the production of  $1 + \frac{1}{7}$  units of the good. Therefore his total contribution is now  $\frac{1}{5} \left(1 + \frac{1}{7}\right)$ . Obviously also the stakeholder 2 can support the stakeholder 1 and this would correspond to Hermitian conjugate of this term. In the rest of the paper, to avoid excessive complexity, we don't consider the hermitian conjugate of (2) because this doesn't affect our analysis. Moreover we assume that  $0 < \delta < 1$  is the decay rate due to the possible effect of alienation (caused for instance by satiety, low free time, etc.). Finally  $t_1$  represents the sensitivity of the stakeholders' contributions to the SR activities devoted to them;
3.  $t_2 \sum_{n=1}^{2N} \sum_{m=1}^{M-1} a_{nm+1}a_{nm}$ , that we call *sector cooperation efficiency term*, measures the gains associated to the crossed contributions of  $n$  in the sector  $m$  with the others type  $n$  in the nearest sector  $m + 1$ . Moreover  $t_2$  (which can be equal or different from  $t_1$ ) measures the sensitivity of the stakeholders contributions to the SR activities devoted

to their and to other nearest sector.

4.  $\frac{t_2}{2} \sum_{n=1}^{2N} a_{nM} a_{n+NM}$ , that we call *loyalty efficiency term*, measures the gains associated to the increased productivity of each  $n$  which contributes to the production of the final good  $M$  twice: directly through his own task and indirectly through the increased efficiency and cooperative attitudes.

Clearly all the above mentioned crossed effects could run among more distant stakeholders and sectors. Nevertheless it is reasonable to assume that this would imply not negligible transaction costs, necessary to raise useful and continuous connections among them. Moreover the associated benefits should be netted from the intermediate effects running among the nearest ones. Therefore, all this things considered, it is possible to assume, in our model, that those effects are very low and less important for the company when she decides her investment in CSR.

Moreover, we think that the main point is that SR firms make specific investments (the sectors from  $M + 1$  to  $2M$ ) to foster stakeholders' socially responsible contributions and productivity (which for examples are empirically measured by some index as in the KLD metrics, see Becchetti et al. 2016) so to reverse the upper side of our matrix in the lower bound on the left just as if we have two replicated stakeholders. The traditional one making its own task, and the second is a sort of replicated socially responsible stakeholders adding new contributions to the firm.

Therefore the order matters as investments and return are specific into the firm. Obviously we can imagine there are also externalities requiring no specific orders, but they are difficult to measure and not related to specific company's activities and investments while CSR measures are specific for sectors and stakeholders so implying specific returns. In particular the three above mentioned effects depend on the extremely strict and precise conditions of how CSR investments operate so that the twist is just a Mobius strip twist rather than some less well-ordered reshuffling of cross-cutting effects across the stakeholders.

In that follows we aim to apply this function to a general decisional problem of a company

which wants to minimize the costs taking into account these crossed benefits due to the SR activities.

### 3.2 An application to a firm decisional problem with constant contributions and costs

In this section we consider only one type of stakeholders and specifically we assume that there are  $N$  workers in  $m = 1, 2, \dots, M$  traditional sectors. We assume that the total production is equal to the sum of the contributions of these workers, which could be measured in term of pieces produced by worker in that sector in a working hour, which is constant for each worker and sector,  $a_{nm} = a$ , with  $a \in \mathbb{R}$  and  $0 \leq a < 1$  for all  $n = 1, 2, \dots, N$  and  $m = 1, 2, \dots, M$ . Therefore if we denote by  $p$  the price of the final good and by  $w$  the wages paid to workers, the firm's profit function is:

$$\pi = \sum_{n=1}^N \sum_{m=1}^M (p - w)a_{nm} = NMa(p - w).$$

We also assume that the company finances the social responsible activities with an expense  $c \geq 0$  equal for each sector and worker and proportional to their contributions, that is  $c_{nm} = ca$  for all  $n = 1, 2, \dots, N$  and  $m = 1, 2, \dots, M$ . Notice that this assumptions constant expense  $c$  is not trivial and unrealistic. In fact, if we consider the same type of stakeholders, in order to avoid any discrimination the firm should invest, for each them, the same amount which is proportional only to the own contribution (meritocracy). Otherwise it might have counterproductive effects (like envy, frustration due to inequality, etc) instead of stimulating cooperation and efficiency. In addition we suppose that the worker's sensitivities  $t_1$  and  $t_2$  are equal and are related to the investment in CSR through the function

$$t_1 = t_2 = k(ca)^\beta$$

where  $k$  is a positive constant and  $\beta \in \mathbb{R}$ .

Under these assumptions, the company, for given values  $p$  and  $w$ , wants to maximize the

benefits associated to the investment in CSR measured by the function (2) that in this case is

$$H_{CSR}(c) = - \sum_{n=1}^{2N} \sum_{m=1}^M [ca - t_1(1 - \delta)a^2] + t_2 \sum_{n=1}^{2N} \sum_{m=1}^{M-1} a^2 + \frac{t_2}{2} \sum_{n=1}^{2N} a^2 \quad (3)$$

subjected to

$$NM a[(p - w) - c] \geq 0 \quad (4)$$

Obviously the constraint (4) implies that the firm can't expend in CSR more than what she would earn without social responsible activities.<sup>2</sup>

Simplifying (3) we get

$$H_{CSR}(c) = -ca2NM + 2kc^\beta NM(1 - \delta)a^{2+\beta} + 2kc^\beta N(M - 1)a^{2+\beta} + kc^\beta Na^{4+\beta} \quad (5)$$

Therefore the company chooses the value of  $c$  that solves

$$\frac{dH_{CSR}}{dc} = 0$$

under (4), that is

$$\frac{dH_{CSR}}{dc} = -a2NM + 2\beta kc^{\beta-1} NM(1 - \delta)a^{2+\beta} + 2\beta kc^{\beta-1} N(M - 1)a^{2+\beta} + k\beta c^{\beta-1} Na^{4+\beta} = 0$$

$$c^{\beta-1} \beta k [2M(1 - \delta)a^{1+\beta} + 2(M - 1)a^{1+\beta} + a^{3+\beta}] = 2M.$$

We can distinguish three cases:

---

<sup>2</sup>Obviously they can exist several constraints, not always binding, and it could be very interesting to develop a more complex analysis taking into account all these possibilities in a future research. Nevertheless, for sake of simplicity, we focus only on the most essential constraint according to the objectives of this paper.

i) for  $\beta > 1$

$$c_1^* = \sqrt[\beta-1]{\frac{2M}{\beta k a^{1+\beta} [2M(2-\delta) - 2 + a^2]}}$$

which is a feasible solution only if  $c_1^* < p - w$ . We can see that  $c_1^*$  increases for high values of  $\delta$ . In fact, being convenient to enforce workers' sensitivity to SR to earn the high benefits due to  $\beta > 1$ , the company should invest more  $c$  to counteract the negative effect of  $\delta$ . Instead the optimal  $c$  decreases for high values of  $\beta$  because no huge investments are necessary to stimulate workers' sensitivity and the firm can save costs getting the same great benefits. Finally, given the budget constraint, if there are many sectors  $M$  the company must invest a little amount  $c$  for each of them, therefore  $c$  decreases for high values of  $M$ .

ii) for  $\beta < 1$

$$c_2^* = \sqrt[1-\beta]{\frac{\beta k a^{1+\beta} [2M(2-\delta) - 2 + a^2]}{2M}}.$$

Obviously the above mentioned effects of  $\delta, \beta$  and  $M$  on the optimal value of  $c$  are reversed when the workers are low sensitive to SR activities.

iii) for  $\beta = 1$

$$\frac{dH_{CSR}}{dc} = k a^2 [2M(2-\delta) - 2 + a^2] - 2M$$

which is constant. Therefore, if

$$k a^2 [2M(2-\delta) - 2 + a^2] - 2M > 0$$

it is ever convenient to invest in CSR and the company chooses the optimal value of  $c$  satisfying (4), as she can easily recover the costs from the proportional increase in  $t$  for  $k \geq 1$ . This condition is more probably satisfied for high values of  $k$  and  $a$ .

Our findings reveals that the convenience to invest in CSR mainly depends on the following factors: 1) the workers' sensitivity; 2) the alienation; 3) the number of sectors;



1. Being favorable to CSR influences productivity, wages of efficiency and intrinsic motivation (see Becchetti et al., 2012). In our decisional problem we find that, other factors being equal, high workers' sensitivity to CSR practices makes absolutely convenient for the firm to support the related expenses because the workers' productivity increases. Nevertheless these expenses decrease as the sensitivity raises because the workers' marginal productivity for units of investment is higher and the firm can get the same effort even with lower costs.
2. The alienation effect, measured by  $\delta$ , implies an higher workers' aversion to the task and the company or a greater preference for other activities, leisure or family. If the workers show a high sensitivity to CSR then the company can enhance their motivations through appropriate investments. In such a way the company can balance costs and benefits for the workers to be engaged in those activities. In other words  $\delta$  measures the typical effect of the depreciation rate in dynamical systems. Therefore as in the traditional models of investment in physical capital also in this case it is necessary to invest in more ethical capital to counterbalance the negative effect of the depreciation rate.
3. The number of sectors affects the investments in CSR in two ways. First, given the budget constraint, if there are many sectors the company can invest a limited amount for each of them. Second, the social capital and workers relationships are better in smaller sized firms (Tamm et al., 2010) so probably fewer additional responsible investments are necessary with respect to larger sized firms. According to our results this is the case when workers' sensitivity is not significantly high. On the contrary the larger sized firm with many sectors can reduce the expenses for each of them getting the same benefits because no huge investments are necessary to stimulate workers' greater efforts. Clearly being now more convenient investing in CSR, being the budget constraints equal, the smaller sized firms will be favorable to support more expenses for each sector.

## 4 Conclusions

In the ongoing times characterized by an even more globalized world, the reduction of distances thanks to technologies make people and systems (economic, social, cultural, etc) strongly interrelated and juxtaposed. Therefore what happens somewhere influences things happening elsewhere. From a theoretical point of view to study these more interacting systems the traditional economic models are improved also relying on the discoveries of the physical sciences to take into account the several crossed effects among the agents' actions. In particular in a CSR context her related activities generate a sort of interlinked effects which should be adequately analyzed. In this work we extensively draw from the physical science and specifically from the geometrical model of the Möbius strip where the electrons move in several directions to produce energy.

Similarly in a CSR context the social responsible activities have the effects going in several directions which can increase the stakeholders' productivity and efficiency so reducing production costs. Therefore we devise a new cost-function where three crossed effects are at work: 1) increases in the efficiency in virtue of the augmented cooperation among the nearest stakeholders in the same sector; 2) increases in efficiency in virtue of the augmented cooperation among stakeholders in the nearest sectors; 3) increases in the efficiency due to the augmented stakeholders loyalty towards the vision of the company (and also the management and the shareholders) and so towards her final production.

We show how the benefits of the CSR in terms of those three effects incentive the investment in CSR activities and we also provide an example on how this new cost-function can be used to analyze a simple SR firm's decisional problem. Our results show that investing in CSR activities can ever be convenient depending on the number of sectors, the stakeholders' sensitivity to these investments and the decay rate to alienation.

We think that this approach could make light on effects in productivity which not have been adequately taken into account and need to be more analyzed both at a theoretical and empirical level. In particular proceeding from our theoretical model new empirical measures on these crossed effects should be produced to translate our model into reality.

## References

- [1] Becchetti L., Castriota S., Tortia E., 2012, " Productivity, wages and intrinsic motivation in social enterprises", *Small Business Economics*, 41: 379-399.
- [2] Becchetti L., Solferino N., Tessitore M.E., 2016, "Corporate Social Responsibility and Profit Volatility: Theory and Empirical Evidence", forth on *Industrial and Corporate Change*.
- [3] Becchetti L., Palestini A., Solferino N., Tessitore M.E., 2014. "The Socially Responsible Choice in a Duopolistic Market: a dynamic model of ethical product differentiation", *Economic Modelling* 43: 114-123.
- [4] Degli Antoni G., Portale E., 2011, "The Effect of Corporate Social Responsibility on Social Capital Creation in Social Cooperatives", *Nonprofit and Voluntary Sector Quarterly* 40 no 3: 566 -582.
- [5] Diewert W.E.,1971. "An Application of the Shephard Duality theorem: A generalized Leontief Production Function", *Journal of Political Economy* 79: 481-507.
- [6] Dillon M.,2000. "Poststructuralism, Complexity and Poetics", *Theory, Culture and Society* 17, no 5 :1-26.
- [7] Giddens A.1984. *The Constitution of Society: Outline of the Theory of Structuration*. Cambridge: Polity Press.
- [8] Gond J. P., El-Akrehi A., Igalens J.,Swaen V., 2010,"Corporate Social Responsibility Influence on Employees", *ICCSR Research Paper Series*, No. 54.
- [9] Harter, J.K., Schmidt, F.L., Keyes, C.L.M., 2003,"Well-being in the workplace and its relationship to business outcomes: A review of the Gallup studies", *Flourishing: Positive psychology and the life well-lived*, Washington, DC: American Psychological Association: 205-224.
- [10] Hubbard J.,1963, "Electron correlations in narrow energy bands", *Proceedings of the Royal Society* 276, 1365: 238-257.

- [11] Iyetomi H., Nakayama Y., Aoyama H., Fujiwara Y., Ikeda Y., Souma W., 2011. "Fluctuation-dissipation theory of input-output interindustrial relations", Physics Review E 83, 016103.
- [12] Litz R.A., 2008, "Two sides of a one side phenomenon: conceptualizing the family business and business family as a mobius strip", Business Review 21, no 3: 217-236.
- [13] Myers K., K., Sadaghiani K., 2010, "Millennials in the Workplace: A Communication Perspective on Millennials' Organizational Relationships and Performance", Journal of Business and Psychology no 25: 225-238.
- [14] Rast S., Tourani A., 2012, "Evaluation of Employees' Job Satisfaction and Role of Gender Difference: An Empirical Study at Airline Industry in Iran", International Journal of Business and Social Science 3 no 7: 91-100.
- [15] Rob R., Zemesky P., 2002, "Social Capital, Corporate Culture and Incentive Intensity" The Rand Journal of Economics 33 no 2: 243-257.
- [16] Rosser J.B. 2008. "Econophysics and Economic complexity", Advances in Complex Systems 11, no 5: 745-760.
- [17] Tamm K., Eamets R., Motsmees P., 2010, "Are Employees Better off in Socially Responsible Firms" IZA discussion paper no 5407.
- [18] Urry J. 2003. *Global complexity*. Cambridge: Polity Press.
- [19] Yakubo K., Avishai Y., Cohen D., 2003. "Persistent currents in Möbius strips", Physics Review B 67, 125319.

Please note:

You are most sincerely encouraged to participate in the open assessment of this discussion paper. You can do so by either recommending the paper or by posting your comments.

Please go to:

<http://www.economics-ejournal.org/economics/discussionpapers/2016-12>

The Editor