

Manasan, Rosario G.; Parel, Danileen Kristel C.

Working Paper

Review and Assessment of Programs Offered by State Universities and Colleges

PIDS Discussion Paper Series, No. 2014-29

Provided in Cooperation with:

Philippine Institute for Development Studies (PIDS), Philippines

Suggested Citation: Manasan, Rosario G.; Parel, Danileen Kristel C. (2014) : Review and Assessment of Programs Offered by State Universities and Colleges, PIDS Discussion Paper Series, No. 2014-29, Philippine Institute for Development Studies (PIDS), Makati City

This Version is available at:

<https://hdl.handle.net/10419/127003>

Standard-Nutzungsbedingungen:

Die Dokumente auf EconStor dürfen zu eigenen wissenschaftlichen Zwecken und zum Privatgebrauch gespeichert und kopiert werden.

Sie dürfen die Dokumente nicht für öffentliche oder kommerzielle Zwecke vervielfältigen, öffentlich ausstellen, öffentlich zugänglich machen, vertreiben oder anderweitig nutzen.

Sofern die Verfasser die Dokumente unter Open-Content-Lizenzen (insbesondere CC-Lizenzen) zur Verfügung gestellt haben sollten, gelten abweichend von diesen Nutzungsbedingungen die in der dort genannten Lizenz gewährten Nutzungsrechte.

Terms of use:

Documents in EconStor may be saved and copied for your personal and scholarly purposes.

You are not to copy documents for public or commercial purposes, to exhibit the documents publicly, to make them publicly available on the internet, or to distribute or otherwise use the documents in public.

If the documents have been made available under an Open Content Licence (especially Creative Commons Licences), you may exercise further usage rights as specified in the indicated licence.



Philippine Institute for Development Studies
Surian sa mga Pag-aaral Pangkaunlaran ng Pilipinas

Review and Assessment of Programs Offered by State Universities and Colleges


Rosario G. Manasan and Danileen Kristel C. Parel

DISCUSSION PAPER SERIES NO. 2014-29 (Revised)

The *PIDS Discussion Paper Series* constitutes studies that are preliminary and subject to further revisions. They are being circulated in a limited number of copies only for purposes of soliciting comments and suggestions for further refinements. The studies under the *Series* are unedited and unreviewed.

The views and opinions expressed are those of the author(s) and do not necessarily reflect those of the Institute.

Not for quotation without permission from the author(s) and the Institute.



November 2014

For comments, suggestions or further inquiries please contact:

The Research Information Staff, Philippine Institute for Development Studies
5th Floor, NEDA sa Makati Building, 106 Amorsolo Street, Legaspi Village, Makati City, Philippines
Tel Nos: (63-2) 8942584 and 8935705; Fax No: (63-2) 8939589; E-mail: publications@pids.gov.ph
Or visit our website at <http://www.pids.gov.ph>

**REVIEW AND ASSESSMENT OF
PROGRAMS OFFERED BY
STATE UNIVERSITIES AND COLLEGES**

*Rosario G. Manasan
Danileen Kristel C. Parel*

**Philippine Institute for Development Studies
Department of Budget and Management**

6 November 2014
Revised version

Table of Contents

List of Tables	ii
List of Figures	iii
List of Appendix Tables	iii
List of Appendix Figures	x
List of Acronyms	xii
Executive Summary	xiii
1. INTRODUCTION	1
2. ASSESSMENT OF PROGRAMS OFFERED BY SUCs IN SELECTED REGIONS	2
2.1. Program Offerings vis-à-vis Mandates	2
2.2. Program Duplication	7
2.3. Quality of Instruction	13
3. CONCLUSION AND RECOMMENDATIONS	34
Bibliography	37
Appendix Tables and Figures	56

List of Tables

	Page
Table 1. Percentage distribution of programs offered and total SUC enrollment vis-à-vis its mandate, NOrSU, 2005-2011	2
Table 2. Percentage distribution of programs offered and total SUC enrollment vis-à-vis its mandate, JRMSU, 2005-2011	3
Table 3. Percentage distribution of programs offered and total SUC enrollment vis-à-vis its mandate, SLSU, 2005-2011	3
Table 4. Percentage distribution of programs offered and total SUC enrollment vis-à-vis its mandate, BISU, 2005-2011	4
Table 5. Percentage distribution of programs offered and total SUC enrollment vis-à-vis its mandate, SDSSU, 2005-2011	4
Table 6a. Percent distribution of SUC program offering in selected region, 2005-2011	9
Table 6b. Percent distribution of SUC program offering in selected region, 2005-2011	9
Table 6c. Percent distribution of SUC program offering in selected region, 2005-2011	10
Table 6d. Percent distribution of SUC program offering in selected region, 2005-2011	10
Table 6e. Percent distribution of SUC program offering in selected region, 2005-2011	11
Table 7. Average passing rates in Professional Board Examinations, All HEIs, 2004-2011	14
Table 8. List of SUCs with passing rates less than the national passing for at least 3 years from 2004-2011	17
Table 9. List of SUCs with zero passing For at least 3 years from 2004-2011	22
Table 10. Passing rate in Licensure Examination for Teachers in secondary education, 2004-2011	25

List of Figures

	Page
Figure 1. Percent distribution of HEIs classified as to passing rate in agriculture PBE, 2004-2011	15
Figure 2. Percent distribution of HEIs classified as to passing rate in accountancy PBE, 2004-2011	16

List of Appendix Tables

Appendix Table 1a. Percentage distribution of programs offered by SUC and total SUC enrollment vis-à-vis its mandate, Region I	57
Appendix Table 1b. Percentage distribution of programs offered by SUC and total SUC enrollment vis-à-vis its mandate, Region I	57
Appendix Table 2a. Percentage distribution of programs offered by SUC and total SUC enrollment vis-à-vis its mandate, Region II	58
Appendix Table 2b. Percentage distribution of programs offered by SUC and total SUC enrollment vis-à-vis its mandate, Region II	58
Appendix Table 3a. Percentage distribution of programs offered by SUC and total SUC enrollment vis-à-vis its mandate, Region III	59
Appendix Table 3b. Percentage distribution of programs offered by SUC and total SUC enrollment vis-à-vis its mandate, Region III	59
Appendix Table 3c. Percentage distribution of programs offered by SUC and total SUC enrollment vis-à-vis its mandate, Region III	60
Appendix Table 3d. Percentage distribution of programs offered by SUC and total SUC enrollment vis-à-vis its mandate, Region III	60
Appendix Table 3e. Percentage distribution of programs offered by SUC and total SUC enrollment vis-à-vis its mandate, Region III	61
Appendix Table 4a. Percentage distribution of programs offered by SUC and total SUC enrollment vis-à-vis its mandate, Region IV-A	61
Appendix Table 4b. Percentage distribution of programs offered by SUC and total SUC enrollment vis-à-vis its mandate, Region IV-A	62
Appendix Table 4c. Percentage distribution of programs offered by SUC and total SUC enrollment vis-à-vis its mandate, Region IV-A	62

	Page
Appendix Table 4d. Percentage distribution of programs offered by SUC and total SUC enrollment vis-à-vis its mandate, Region IV-A	63
Appendix Table 5a. Percentage distribution of programs offered by SUC and total SUC enrollment vis-à-vis its mandate, Region IV-B	63
Appendix Table 5b. Percentage distribution of programs offered by SUC and total SUC enrollment vis-à-vis its mandate, Region IV-B	64
Appendix Table 6a. Percentage distribution of programs offered by SUC and total SUC enrollment vis-à-vis its mandate, Region V	64
Appendix Table 6b. Percentage distribution of programs offered by SUC and total SUC enrollment vis-à-vis its mandate, Region V	65
Appendix Table 6c. Percentage distribution of programs offered by SUC and total SUC enrollment vis-à-vis its mandate, Region V	65
Appendix Table 7a. Percentage distribution of programs offered by SUC and total SUC enrollment vis-à-vis its mandate, Region VI	66
Appendix Table 7b. Percentage distribution of programs offered by SUC and total SUC enrollment vis-à-vis its mandate, Region VI	66
Appendix Table 7c. Percentage distribution of programs offered by SUC and total SUC enrollment vis-à-vis its mandate, Region VI	67
Appendix Table 7d. Percentage distribution of programs offered by SUC and total SUC enrollment vis-à-vis its mandate, Region VI	67
Appendix Table 7e. Percentage distribution of programs offered by SUC and total SUC enrollment vis-à-vis its mandate, Region VI	68
Appendix Table 8a. Percentage distribution of programs offered by SUC and total SUC enrollment vis-à-vis its mandate, Region VII	68
Appendix Table 8b. Percentage distribution of programs offered by SUC and total SUC enrollment vis-à-vis its mandate, Region VII	69
Appendix Table 9a. Percentage distribution of programs offered by SUC and total SUC enrollment vis-à-vis its mandate, Region VIII	69
Appendix Table 9b. Percentage distribution of programs offered by SUC and total SUC enrollment vis-à-vis its mandate, Region VIII	70
Appendix Table 9c. Percentage distribution of programs offered by SUC and total SUC enrollment vis-à-vis its mandate, Region VIII	70

	Page
Appendix Table 9d. Percentage distribution of programs offered by SUC and total SUC enrollment vis-à-vis its mandate, Region VIII	71
Appendix Table 10a. Percentage distribution of programs offered by SUC and total SUC enrollment vis-à-vis its mandate, Region IX	71
Appendix Table 10b. Percentage distribution of programs offered by SUC and total SUC enrollment vis-à-vis its mandate, Region IX	72
Appendix Table 11a. Percentage distribution of programs offered by SUC and total SUC enrollment vis-à-vis its mandate, Region X	72
Appendix Table 11b. Percentage distribution of programs offered by SUC and total SUC enrollment vis-à-vis its mandate, Region X	73
Appendix Table 12a. Percentage distribution of programs offered by SUC and total SUC enrollment vis-à-vis its mandate, Region XI	73
Appendix Table 12b. Percentage distribution of programs offered by SUC and total SUC enrollment vis-à-vis its mandate, Region XI	74
Appendix Table 13a. Percentage distribution of programs offered by SUC and total SUC enrollment vis-à-vis its mandate, Region XII	74
Appendix Table 13b. Percentage distribution of programs offered by SUC and total SUC enrollment vis-à-vis its mandate, Region XII	75
Appendix Table 14a. Percentage distribution of programs offered by SUC and total SUC enrollment vis-à-vis its mandate, NCR	75
Appendix Table 14b. Percentage distribution of programs offered by SUC and total SUC enrollment vis-à-vis its mandate, NCR	76
Appendix Table 14c. Percentage distribution of programs offered by SUC and total SUC enrollment vis-à-vis its mandate, NCR	76
Appendix Table 15a. Percentage distribution of programs offered by SUC and total SUC enrollment vis-à-vis its mandate, CAR	77
Appendix Table 15b. Percentage distribution of programs offered by SUC and total SUC enrollment vis-à-vis its mandate, CAR	77
Appendix Table 16. Percentage distribution of programs offered by SUC and total SUC enrollment vis-à-vis its mandate, ARMM	78
Appendix Table 17a. Percentage distribution of programs offered by SUC and total SUC enrollment vis-à-vis its mandate, CARAGA	78

	Page
Appendix Table 17b. Percentage distribution of programs offered by SUC and total SUC enrollment vis-à-vis its mandate, CARAGA	79
Appendix Table 18a. Percent distribution of enrollment and SUC program offerings vis-à-vis programs offered by other HEIs in the region, Region I	79
Appendix Table 18b. Percent distribution of enrollment and SUC program offerings vis-à-vis programs offered by other HEIs in the region, Region I	80
Appendix Table 19a. Percent distribution of enrollment and SUC program offerings vis-à-vis programs offered by other HEIs in the region, Region II	80
Appendix Table 19b. Percent distribution of enrollment and SUC program offerings vis-à-vis programs offered by other HEIs in the region, Region II	81
Appendix Table 20a. Percent distribution of enrollment and SUC program offerings vis-à-vis programs offered by other HEIs in the region, Region III	81
Appendix Table 20b. Percent distribution of enrollment and SUC program offerings vis-à-vis programs offered by other HEIs in the region, Region III	82
Appendix Table 20c. Percent distribution of enrollment and SUC program offerings vis-à-vis programs offered by other HEIs in the region, Region III	82
Appendix Table 20d. Percent distribution of enrollment and SUC program offerings vis-à-vis programs offered by other HEIs in the region, Region III	83
Appendix Table 20e. Percent distribution of enrollment and SUC program offerings vis-à-vis programs offered by other HEIs in the region, Region III	83
Appendix Table 21a. Percent distribution of enrollment and SUC program offerings vis-à-vis programs offered by other HEIs in the region, Region IV-A	84
Appendix Table 21b. Percent distribution of enrollment and SUC program offerings vis-à-vis programs offered by other HEIs in the region, Region IV-A	84
Appendix Table 21c. Percent distribution of enrollment and SUC program offerings vis-à-vis programs offered by other HEIs in the region, Region IV-A	85

	Page
Appendix Table 22a. Percent distribution of enrollment and SUC program offerings vis-à-vis programs offered by other HEIs in the region, Region IV-B	85
Appendix Table 22b. Percent distribution of enrollment and SUC program offerings vis-à-vis programs offered by other HEIs in the region, Region IV-B	86
Appendix Table 23a. Percent distribution of enrollment and SUC program offerings vis-à-vis programs offered by other HEIs in the region, Region V	86
Appendix Table 23b. Percent distribution of enrollment and SUC program offerings vis-à-vis programs offered by other HEIs in the region, Region V	87
Appendix Table 23c. Percent distribution of enrollment and SUC program offerings vis-à-vis programs offered by other HEIs in the region, Region V	87
Appendix Table 24a. Percent distribution of enrollment and SUC program offerings vis-à-vis programs offered by other HEIs in the region, Region VI	88
Appendix Table 24b. Percent distribution of enrollment and SUC program offerings vis-à-vis programs offered by other HEIs in the region, Region VI	88
Appendix Table 24c. Percent distribution of enrollment and SUC program offerings vis-à-vis programs offered by other HEIs in the region, Region VI	89
Appendix Table 24d. Percent distribution of enrollment and SUC program offerings vis-à-vis programs offered by other HEIs in the region, Region VI	89
Appendix Table 24e. Percent distribution of enrollment and SUC program offerings vis-à-vis programs offered by other HEIs in the region, Region VI	90
Appendix Table 25a. Percent distribution of enrollment and SUC program offerings vis-à-vis programs offered by other HEIs in the region, Region VII	90
Appendix Table 25b. Percent distribution of enrollment and SUC program offerings vis-à-vis programs offered by other HEIs in the region, Region VII	91

	Page
Appendix Table 26a. Percent distribution of enrollment and SUC program offerings vis-à-vis programs offered by other HEIs in the region, Region VIII	91
Appendix Table 26b. Percent distribution of enrollment and SUC program offerings vis-à-vis programs offered by other HEIs in the region, Region VIII	92
Appendix Table 26c. Percent distribution of enrollment and SUC program offerings vis-à-vis programs offered by other HEIs in the region, Region VIII	92
Appendix Table 26d. Percent distribution of enrollment and SUC program offerings vis-à-vis programs offered by other HEIs in the region, Region VIII	93
Appendix Table 27a. Percent distribution of enrollment and SUC program offerings vis-à-vis programs offered by other HEIs in the region, Region IX	93
Appendix Table 27b. Percent distribution of enrollment and SUC program offerings vis-à-vis programs offered by other HEIs in the region, Region IX	94
Appendix Table 28a. Percent distribution of enrollment and SUC program offerings vis-à-vis programs offered by other HEIs in the region, Region X	94
Appendix Table 28b. Percent distribution of enrollment and SUC program offerings vis-à-vis programs offered by other HEIs in the region, Region X	95
Appendix Table 29a. Percent distribution of enrollment and SUC program offerings vis-à-vis programs offered by other HEIs in the region, Region XI	95
Appendix Table 29b. Percent distribution of enrollment and SUC program offerings vis-à-vis programs offered by other HEIs in the region, Region XI	96
Appendix Table 30a. Percent distribution of enrollment and SUC program offerings vis-à-vis programs offered by other HEIs in the region, Region XII	96
Appendix Table 30b. Percent distribution of enrollment and SUC program offerings vis-à-vis programs offered by other HEIs in the region, Region XII	97

	Page
Appendix Table 31a. Percent distribution of enrollment and SUC program offerings vis-à-vis programs offered by other HEIs in the region, NCR	97
Appendix Table 31b. Percent distribution of enrollment and SUC program offerings vis-à-vis programs offered by other HEIs in the region, NCR	98
Appendix Table 31c. Percent distribution of enrollment and SUC program offerings vis-à-vis programs offered by other HEIs in the region, NCR	98
Appendix Table 32a. Percent distribution of enrollment and SUC program offerings vis-à-vis programs offered by other HEIs in the region, CAR	99
Appendix Table 32b. Percent distribution of enrollment and SUC program offerings vis-à-vis programs offered by other HEIs in the region, CAR	99
Appendix Table 33. Percent distribution of enrollment and SUC program offerings vis-à-vis programs offered by other HEIs in the region, ARMM	100
Appendix Table 34a. Percent distribution of enrollment and SUC program offerings vis-à-vis programs offered by other HEIs in the region, CARAGA	100
Appendix Table 34b. Percent distribution of enrollment and SUC program offerings vis-à-vis programs offered by other HEIs in the region, CARAGA	101
Appendix Table 35. Passing rate in Licensure Examination for Teachers in elementary education, 2004-2011	102
Appendix Table 36. Passing rate in Board Examination in mechanical engineering, 2004-2011	111
Appendix Table 37. Passing rate in Board Examination in nursing, 2004-2011	114
Appendix Table 38. Passing rate in Board Examination in library science, 2004-2011	118
Appendix Table 39. Passing rate in Board Examination in marine engineering, 2004-2011	120
Appendix Table 40. Passing rate in Board Examination in forestry, 2004-2011	122

	Page
Appendix Table 41. Passing rate in Board Examination in electronics engineering, 2004-2011	124
Appendix Table 42. Passing rate in Board Examination in electrical engineering, 2004-2011	126
Appendix Table 43. Passing rate in Board Examination in criminology, 2004-2011	130
Appendix Table 44. Passing rate in Board Examination in civil engineering, 2004-2011	134
Appendix Table 45. Passing rate in Board Examination in agricultural engineering, 2004-2011	138
Appendix Table 46. Passing rate in Board Examination in accountancy, 2004-2011	140

List of Appendix Figures

	Page
Appendix Figure 1. Percentage distribution of HEIs classified as to passing rate in chemistry PBE, 2004-2011	143
Appendix Figure 2. Percentage distribution of HEIs classified as to passing rate in criminology PBE, 2004-2011	144
Appendix Figure 3. Percentage distribution of HEIs classified as to passing rate in electrical engineering PBE, 2004-2011	145
Appendix Figure 4. Percentage distribution of HEIs classified as to passing rate in electronics engineering PBE, 2004-2011	146
Appendix Figure 5. Percentage distribution of HEIs classified as to passing rate in geodetic engineering PBE, 2004-2011	147
Appendix Figure 6. Percentage distribution of HEIs classified as to passing rate in social work PBE, 2004-2011	148
Appendix Figure 7. Percentage distribution of HEIs classified as to passing rate in elementary education PBE, 2004-2011	149
Appendix Figure 8. Percentage distribution of HEIs classified as to passing rate in secondary education PBE, 2004-2011	150
Appendix Figure 9. Percentage distribution of HEIs classified as to passing rate in library science PBE, 2004-2011	151

	Page
Appendix Figure 10. Percentage distribution of HEIs classified as to passing rate in forestry science PBE, 2004-2011	152
Appendix Figure 11. Percentage distribution of HEIs classified as to passing rate in environmental planning PBE, 2004-2011	153
Appendix Figure 12. Percentage distribution of HEIs classified as to passing rate in chemical engineering PBE, 2004-2011	154
Appendix Figure 13. Percentage distribution of HEIs classified as to passing rate in civil engineering PBE, 2004-2011	155
Appendix Figure 14. Percentage distribution of HEIs classified as to passing rate in mechanical engineering PBE, 2004-2011	156
Appendix Figure 15. Percentage distribution of HEIs classified as to passing rate in marine transportation PBE, 2004-2011	157

List of Acronyms

BISU	- Bohol Island State University
CHED	- Commission on Higher Education
CMO	- CHED Memorandum Order
CVSCAFT	- Central Visayas State College of Agriculture, Forestry, and Technology
FGDs	- Focus Group Discussions
HEIs	- Higher Education Institutions
IGP	- Income Generating Project
JRMSU	- Jose Rizal Memorial State University
LSPU	- Laguna State Polytechnic University
LUCs	- Local Universities and Colleges
MORPHE	- Manual of Regulations on Private Higher Education
NEDA	- National Economic and Development Authority
NOrSU	- Negros Oriental State University
PhilSCA	- Philippine State College of Aeronautics
PNU	- Philippine Normal University
PSGs	- Policies, Standards and Guidelines
PUP	- Polytechnic University of the Philippines
PHEIs	- Private Higher Education Institutions
PBEs	- Professional Board Examinations
PD	- Presidential Decree
RA	- Republic Act
SSPSC	- Surigao del Sur Polytechnic State College
SDSSU	- Surigao del Sur State University
SLSU	- Southern Luzon State University
SUCs	- State Universities and Colleges
TUP	- Technological University of the Philippines
UPLB	- University of the Philippines Los Baños
ZBB	- Zero-based Budgeting

REVIEW AND ASSESSMENT OF PROGRAMS OFFERED BY STATE UNIVERSITIES AND COLLEGES

Rosario G. Manasan
Danileen Kristel C. Parel

Executive Summary

This study aims (i) to review and assess the programs being offered by State Universities and Colleges (SUCs) vis-à-vis their mandates, the courses being offered by other SUCs in the region, and the quality of graduates produced, and (ii) given the findings, to recommend courses of action to improve the relevance and quality of course offerings of the SUCs.

Program Offerings vis-à-vis Mandates. A review of the mandates of the various SUCs in the Philippines indicates that the Charters of most SUCs allow them to offer programs outside of their *core* mandates. Thus, it is not surprising to see many SUCs offering programs outside of their core mandates.

Program Duplication. Given the broad mandates of SUCs, it is not surprising that there is substantial duplication in their program offerings relative to those of PHEIs and other SUCs in the same region where they operate. The duplication rate is generally higher when computed based on total enrollment rather than on total number of programs offered. On the average, the program duplication rate for the SUCs covered under this study varies from 54%-57% if computed based on total number of program offerings and 89%-92% if computed based on total enrollment. Moreover, high rates of program duplication appeared to be associated by an increase in the number of programs offered by SUCs during the period. Thus, about 80% of the SUCs covered by this study are found to have increased the number of programs they are offering in 2005-2011.

While some SUC officials raised the view that the number of programs that SUCs offer and program duplication among SUCs and PHEIs are non-issues, program duplication may be considered a problem for at least two reasons. One, the number of programs offered by SUCs has been found empirically to tend to increase per student cost of SUCs (Manasan 2011). Two, when SUCs offer programs that PHEIs traditionally offer, PHEIs are effectively crowded out because the tuition fees charged by SUCs are significantly lower than that of PHEIs.

Moreover, PHEI officials lament not so much the competition but the fact that the competition is unfair. Many PHEI officials report that while the CHED strictly enforces its Policies, Standards and Guidelines (PSGs) on PHEIs, the same rules are not applied as strictly on SUCs with detrimental impact on quality of graduates.

Quality of Instruction. The quality of instruction in Philippine higher education has remained stagnant at a low level over the years. To wit, the median passing rate for 38 PBEs for which we have data for 2005-2011 ranged from 40% to 48% during the period. Also, only 10 out of these 38 PBEs had average passing rates above 60% and only 6 had passing rates above 70%.

In the aggregate, the weighted passing rate of all SUCs combined in all the PBEs taken together is 4%-9% lower than the national passing rate in 2004-2011. During this period, the passing rate of SUCs was below that of PHEIs in 15 out of 36 PBEs for which there is data while the opposite is true in the other 21 PBEs. In contrast, the passing rate of SUCs was better than that of PHEIs in 21 out these 36 PBEs. In 4 out of these 21 PBEs (namely, customs administration,

geodetic engineering, midwifery, and nursing), SUCs improved their advantage further during the period. However, the edge that SUCs used to enjoy in the early part of the period has been eroded in 12 of these 21 PBEs, namely, accountancy, aeronautical engineering, civil engineering, criminology, electrical engineering, electronics engineering, library science, mechanical engineering, medical technology, physical therapy, social work and veterinary medicine. More worrisome is the preponderance of SUCs/ PHEIs with zero passing rate in many PBEs in 2004-2011. Furthermore, closer scrutiny of SUCs' passing rate in PBEs indicate that a good number of them post passing rates that are well below the national average passing rate year after year.

Recommendations. To help rationalize program offerings of SUCs and improve quality of instruction, it is recommended that CHED enforces more vigorously its policy of closing existing programs of SUCs and PHEIs alike where these HEIs' performance is under par year after year. Given the persistent poor performance of some satellite campuses of SUCs, the CHED should also consider applying this rule to satellite campuses independently of main campuses.

There is also a need to improve CHED's ability to ensure that SUCs' program offerings comply with its Policies, Standards and Guidelines (PSGs) for these programs. The FGDs conducted under this study indicate that these PSGs have not always been strictly enforced in the case of SUCs because there appears to be a lack of clarity on the supervisory and regulatory powers of the CHED on SUCs. Some CHED regional officials say that CHED law (Republic Act 7722) gives the CHED supervisory and regulatory powers over all higher education institutions, including SUCs. However, other CHED regional officials admit that CHED has difficulty applying the same standards on SUCs because of the so-called "autonomy" that their Charters vest on SUCs.

Who is responsible for monitoring SUCs compliance with the PSGs? There appears to be some ambiguity in the official issuances of the CHED as to which unit is tasked to monitor SUCs compliance with the PSGs. CMO No. 17, s2009 provides that the evaluation/ assessment of the proposed program offerings of SUCs be highly centralized at the Office of Programs and Standards at the CHED central office (as per CMO No. 17, s2009). On the other hand, CMO 30, s2009 appears to imply that the CHED regional office is tasked to monitor and ensure the effective application of the MORPHE on SUCs. To resolve this uncertainty, the CHED has to weigh the advantages/ disadvantages of centralization over decentralization with respect to the monitoring of SUCs.

Who is responsible for enforcing compliance of SUCs to the PSGs? CHED's Strategic Plan for 2011-2016 states that "in the case of SUCs, the Commissioners who sit as Chairmen of the SUCs' Board of Trustees/ Regents shall ensure that SUCs' program offerings meet set standards." However, the FGDs conducted under this study suggest that the Commissioners who sit as Chairmen of the SUCs' Board have not always been successful in carrying out this task. It is not clear whether the Commissioners have not been sufficiently briefed regarding the findings of the monitoring of SUCs' compliance to the PSGs or whether they have not been able to sufficiently influence the discussion in the Board. SUC officials and CHED regional officials note that the Commissioner has only one vote in the Board. A suggestion made during the FGDs to make the CHED regional director a regular member of the SUCs' Board is worth considering.

Issue of incentives. The FGDs also indicate that offering of programs that are popular or in-demand is seen by a number of SUC officials as a form of income generating project (IGP). Note that increased enrollment is likely to lead to higher subsidy from the national government

because the NG subsidy is basically driven by enrollment. Moreover, higher enrollment also results in higher income from student fees other things being equal.

In order to correct for this unintended consequence of the normative funding formula, there is a need to adjust the formula so that SUCs do not get an additional subsidy from the national government for the additional enrollment resulting from their offering popular programs. That is, SUCs may be allowed to offer popular programs provided they meet CHED standards and provided they shoulder the full cost of doing so.

Improving quality of instruction. Some of the measures that some SUCs currently implement to improve their passing rate in PBEs (like the conduct of review classes and the administration of pre-board examinations where non-passers are not given certification needed to take the PBE) may improve the passing rate but will not necessarily uplift the quality of instruction. The more effective measures to improve quality of instruction based on evidence available to date include faculty development and facilities upgrading.

Keywords: SUCs, PHEIs, program offerings, mandates, duplication, board exam, passing rates, quality, budget

REVIEW AND ASSESSMENT OF PROGRAMS OFFERED BY STATE UNIVERSITIES AND COLLEGES

Rosario G. Manasan
*Danileen Kristel C. Parel*¹

1. INTRODUCTION

The state universities and colleges (SUCs) in the Philippines have always been a major issue mainly because of the poor quality of education most offer, undeveloped management and financial systems, and inequality of access. And yet the government has been providing considerable funding support for the said entities with the most recent allocation amounting to P26 billion in FY 2012, primarily because of the importance of tertiary education in promoting human development and improving the economy's competitiveness.

The first zero-based budgeting (ZBB) study conducted on the SUCs cited the following major findings: (1) duplication of programs; (2) inefficiencies in the allocation of funds for SUCs; and (3) low quality of graduates as indicated by low passing rates in professional licensure examinations. Among the recommendations made is the formulation of an action plan to address the duplication of programs and the low quality of graduates. Major efforts are now being formulated and implemented by the Commission on Higher Education (CHED) in partnership with the SUCs presidents and other stakeholders to address these concerns. The present study will complement those efforts and focus on the review and assessment of the quality and efficiency of the programs being offered by the SUCs, especially the major/lead universities.

Objectives of the study. The study aims (i) to review and assess the programs being offered by SUCs vis-à-vis their mandates, the courses being offered by other SUCs in the region, and the quality of graduates produced, and (ii) given the findings, to recommend courses of action to improve the relevance and quality of course offerings of the SUCs.

Methodology. In order to assess the extent of program duplication in the higher education sector and to provide an indicator of the possible crowding out of private higher education institutions (HEIs) by SUCs, the present study analyzed the distribution of programs being offered by SUCs and the distribution of enrollment across these various programs in relation to (i) the core mandate of each SUC, (ii) the programs being offered by other SUCs, and (iii) the programs being offered by private HEIs. So as to better understand the various factors that contribute to the decisions of SUCs to expand their program offerings beyond what is dictated by their mandates, the study conducted focus group discussions (FGDs) and key informant interviews with SUCs officials, and regional officials of the Commission on Higher Education (CHED) and the National Economic and Development Authority (NEDA).

On the other hand, the quality of the various program offerings of SUCs and PHEIs nationwide were reviewed in terms of the passing rate of their graduates in professional board examinations (PBEs). A comparison of the distribution of the PBE passing rate of SUCs and private HEIs for the various programs they offer will also be undertaken in this study in order to assess their relative contribution to the overall quality of higher education in the country.

¹ The authors wish to acknowledge the contributions of Janet S. Cuenca in organizing focus group discussions in selected regions and the research assistance of Ma. Laarni D. Revilla and Reinier T. de Guzman.

2. ASSESSMENT OF PROGRAMS OFFERED BY SUCs IN SELECTED REGIONS

2.1. Program Offerings vis-à-vis Mandates

SUCs which are not faithful to their core mandates. A review of the mandates of all the SUCs in the Philippines indicates that a significant number of SUCs (38% of the total number of SUCs) have not been faithful to their core mandates.² Thus, at least 40% of the total number of programs offered by these SUCs in 2010 are outside of their core mandates. This may be attributed to a number of factors: (i) some SUCs have limited mandates as per their respective Charters; and (ii) a large number of SUCs are allowed by their Charters to offer programs that are outside of their core mandates.

The Charters of some SUCs only allow them to offer a limited number of programs. Thus, it is expected that a large proportion of their programs are outside their mandate. For example, Tarlac State University (**Appendix Table 3c**), Basilan State College (**Appendix Table 10b**), Carlos C. Hidalgo Memorial State College (**Appendix Table 7c**), and Sulu State College (**Appendix Table 16a**), have more than 80% of their programs outside of their core mandates. Similarly, more than 70% of the programs of Quirino State College (**Appendix Table 2b**), Batanes State College (**Appendix Table 2b**), and Cotabato City State Polytechnic College (**Appendix Table 13a**), and Mindanao State University in Region XII (**Appendix Table 13b**) and around 60% of the programs of the Zamboanga State College of Marine Sciences and Technology (**Appendix Table 10b**), Adiong Memorial Polytechnic State College (**Appendix Table 16a**), Pampanga Agricultural College (**Appendix Table 3d**), and Mindanao State University campuses in Region IX (**Appendix Table 10a**), Region X (**Appendix Table 11b**), and ARMM (**Appendix Table 16**) are outside of their core mandate. Finally, more than 50% of the programs offered by other SUCs, such as University of Rizal (**Appendix Table 4c**), Marinduque State College (**Appendix Table 5b**), Camarines Sur Polytechnic College (**Appendix Table 6b**), Eulogio “Amang” Rodriguez Institute of Science and Technology (**Appendix Table 14b**), Marikina Polytechnic College (**Appendix Table 14c**), Kalinga Apayao State College (**Appendix Table 15b**), Zamboanga State College of Marine Science and Technology (**Appendix Table 10b**), Davao Oriental State College of Science and Technology (**Appendix Table 12a**), and Central Mindanao University (**Appendix Table 11b**), are also not part of their core mandates as provided by their respective charters.

On the other hand, the Charters of many SUCs allow them to offer programs that are outside of their core mandates. For instance, the Charter of the Negros Oriental State University or NORSU (whose core mandate is almost all encompassing to start with) allows it to offer other degrees within its areas of specialization and according to its capabilities as the *Board of Regents may deem necessary to carry out its objectives, particularly to meet the needs of the Province of Negros Oriental and the region.*

Likewise, the Charter of the University of Rizal System (RA 9157) allows it to offer programs in *all fields deemed relevant to the development foals of the Province of Rizal.* Furthermore, Misamis Oriental State College of Agriculture and Technology, as mandated by Batas Pambasa Blg. 402, provides that the school may offer *courses as may be necessary to meet national and regional needs for trained manpower.* University of Southern Mindanao, as per PD 1312, is also allowed to offer *other courses needed in the socio-economic development of Mindanao.*

² The term “core mandate” is used in this paper to refer to the specific mandate or specialization of any given SUC that is explicitly stated in its Charter.

Similarly, the Charters of a number of SUCs allow them to offer *other courses as the Board of Trustees may deem necessary*. Such SUCs include Siquijor State College (RA 7947), Tiburcio Tancinco Memorial Institute of Science and Technology (Batas Pambansa 304), Cagayan State University (PD 1436), Philippine Normal University (RA 7168), Tarlac College of Agriculture (PD 609), Palawan State University (RA 7818), Mindoro State College of Agriculture and Technology (RA 8007), Camarines Norte State College (RA 7352), Dr. Emilio B. Espinosa, Sr. Memorial State College of Agriculture and Technology (RA 7945), Iloilo State College of Fisheries (PD 1523), Northern Iloilo Polytechnic State College (Batas Pambansa Blg. 500), Northern Negros State College of Science and Technology (RA 8448), Western Visayas College of Science and Technology (Batas Pambansa Blg. 395), University of Eastern Philippines (RA 4126), Davao del Norte State College (RA 7879), University of Southeastern Philippines (Batas Pambansa Blg. 12), Agusan Del Sur State College of Agriculture (RA 7932), Surigao State College of Technology (RA 8650), Benguet State University (PD 2010), Abra State Institute of Science and Technology (Batas Pambansa Blg. 392), Cotabato Foundation College of Science and Technology (Batas Pambansa Blg. 408), Basilan State College (PD 1943), Western Philippines University (RA 9260), Negros Oriental State University (RA 9299), Cebu Technological University (RA 9744), Eastern Samar State University (RA 9312), Eastern Visayas State University (RA 9311), Naval State University (RA 9718), Samar State University (RA 9313), Northwestern Mindanao State College of Science and Technology (RA 9146), Sultan Kudarat State University (RA 9966), Northern Mindanao State Institute of Science and Technology (Batas Pambansa Blg. 241), Surigao Del Sur State University (RA 9998), and Central Bicol State University of Agriculture (RA 9717).

Furthermore, other SUCs are allowed by their Charters to offer *other relevant and/or related fields*. Such SUCs include Ilocos Sur Polytechnic State College (RA 8547), Sorsogon State College (RA 7666), Cebu Normal University (RA 8688), Apayao State College (RA 8563), Mountain Province State Polytechnic College (RA 7182), Adiong Memorial Polytechnic State College (RA 8651), North Luzon Philippines State College (PD 10084), Bataan Peninsula State University (RA 9403), Southern Luzon State University (RA 9395), Romblon State University (RA 9721), Catanduanes State University (RA 10229), Negros State College of Agriculture (RA 9141), University of Antique (RA 9746), Bohol Island State University (RA 9722), Jose Rizal Memorial University (RA 9852), Bukidnon State University (RA 9456), Camiguin Polytechnic State College (RA 7923), Ifugao State University (RA 9720), Nueva Viscaya State University (RA 9272), Batanes State College (RA 9314), Quirino State College (Batas Pambansa Blg. 440), Bataan Polytechnic State College (RA 8562), Bulacan State University (RA 7665), Don Honorio Ventura Technological State University (RA 9832), Nueva Ecija University of Science and Technology (RA 8612), Ramon Magsaysay Technological University (RA 8498), Batangas State University (RA 9045), Cavite State University (RA 8468), Laguna State Polytechnic University (RA 9402), Aklan State University (RA 9055), Capiz State University (RA 9273), Leyte Normal University (RA 7910), Northwest Samar State University (RA 9719), Southern Leyte State University (RA 9261), Visayas State University (RA 9158), Zamboanga City State Polytechnic College (RA 9142), Caraga State University (RA 9854), Western Mindanao State University (PD 1427), and Josefina H. Cerilles State College (RA 9159).

Thus, it is not surprising to see many of these SUCs offering programs outside of their core mandates. Specifically, over 80% of the programs offered by Iloilo State College of Fisheries (**Appendix Table 7d**), and Western Visayas College of Science and Technology (**Appendix Table 7e**), and around 70% of the programs offered by Quirino State College (**Appendix Table 2b**), Tarlac State University (**Appendix Table 3c**), Cebu Normal University (**Appendix Table 8b**), Abra State Institute of Science and Technology (**Appendix Table 15a**), Ifugao State University prior to its conversion to a university in 2009 (**Appendix Table 15a**), are outside of its mandates. Similarly, over 60% Northern Mindanao State Institute of Science and Technology

before its conversion to Caraga State University (**Appendix Table 17a**), and Surigao State College of Technology (**Appendix Table 17b**), and more or less 50% of the programs offered by the Pangasinan State University (**Appendix Table 1a**), Palawan State University (**Appendix Table 5a**), Mindoro State College of Agriculture and Technology (**Appendix Table 5b**), Tarlac College of Agriculture (**Appendix Table 3e**), Cebu Technological University (**Appendix Table 8a**), Northern Iloilo Polytechnic State College (**Appendix Table 7d**), Leyte Normal University (**Appendix Table 9c**), Cotabato Foundation College of Science and Technology (**Appendix Table 13a**), Apayao State College (**Appendix Table 15a**), Adiong Memorial Polytechnic State College (**Appendix Table 16**), are also outside of their core mandate.

SUCs which are faithful to their core mandate. A small number of SUCs (32% of the total number of SUCs) have been faithful to their mandates. In 2010, 80%-100% of the program offerings of these SUCs are within their core mandate. This may be explained by a number of factors: (i) the mandate of some SUCs are broad and encompassing to start with; and (ii) xxx..

Among the SUCs covered under this study, Negros Oriental State University (NOrSU) has perhaps the broadest mandate of all. As per its Charter (Republic Act 9299 of 2003), it shall offer undergraduate and graduate studies in the fields of arts and sciences, philosophy, literature, mass communication, teacher education, agriculture and forestry, fishery, engineering and architecture, maritime education, industrial and information technology, hotel, and restaurant management, tourism, public health, criminology, volcanology/geology, public administration, business and accountancy, law, medicine and nontraditional courses. Thus, it is not surprising to see that 100% of its program offerings and of its total enrollment are in programs that are within its core mandate in 2010 (**Table 1**).

Table 1. Percentage distribution of programs offered and total SUC enrollment vis-à-vis its mandate, NOrSU, 2005-2011

	Negros Oriental State University					
	2005/06	2006/07	2007/08	2008/09	2009/10	2010/11
<u>Programs offered</u>						
<i>Inside the Mandate</i>	100.00	100.00	100.00	100.00	100.00	100.00
<i>Outside the Mandate</i>	0.00	0.00	0.00	0.00	0.00	0.00
Total Number of Programs	68	63	66	62	62	67
<u>Enrollment in programs offered</u>						
<i>Inside the Mandate</i>	100.00	100.00	100.00	100.00	100.00	100.00
<i>Outside the Mandate</i>	0.00	0.00	0.00	0.00	0.00	0.00
Total Enrollment	13745	13253	14473	14473	14473	17807

On the other hand, a good number of SUCs have amended their Charters in recent years in such a manner as to expand their mandates. For instance, Jose Rizal Memorial State University (JRMSU), upon its conversion from a state college to a state university (Republic Act 9852 of 2009), is also considered to be one of the top SUCs with the broadest mandate. As a state college, it shall offer undergraduate and graduate courses in the field of education, engineering, arts and sciences. Upon its conversion to a state university, it was then mandated to offer courses in the field of arts and sciences, philosophy, literature, mass communication, teacher education, agriculture and forestry, fishery, engineering and architecture, maritime education, industrial and information technology, hotel and restaurant management, tourism, medicine, nursing and allied health sciences, criminology, geology, public administration, business and accountancy, law and nontraditional courses. In addition to its core mandate which is almost all encompassing, it is

also allowed to offer other relevant fields of study. Thus, the proportion of programs offered by JRSU increased from only 73% in 2009-2010 to 100% in 2009-2011. In like manner, the proportion of its students who are enrolled in the programs that is within its core mandates increased from 42% and in 2008-2009 to 100% in the succeeding years (**Table 2**).

Table 2. Percentage distribution of programs offered and total SUC enrollment vis-à-vis its mandate, JRMSU, 2005-2011

	Jose Rizal Memorial State University					
	2005/06	2006/07	2007/08	2008/09	2009/10	2010/11
Programs offered						
<i>Inside the Mandate</i>	77.78	76.09	76.47	72.73	100.00	100.00
<i>Outside the Mandate</i>	22.22	23.91	23.53	27.27	0.00	0.00
Total	45	46	51	44	53	54
Enrollment in programs offered						
<i>Inside the Mandate</i>	71.54	52.52	45.63	42.43	100.00	100.00
<i>Outside the Mandate</i>	28.46	47.48	54.37	57.57	0.00	0.00
Total Enrollment	3704	5318	4881	4431	4717	5170

Similarly, Southern Luzon State University (SLSU), which was converted to a university in 2007 by Republic Act 9395 of 2007, has expanded its mandate to offer graduate and undergraduate and short-term technical courses in the fields of allied medicine, education, engineering, agriculture, fisheries, forestry, environment, arts and sciences, accountancy, cooperative, business and entrepreneurship, technology. Hence, the programs offered and enrollment in programs offered within the core mandates have increased from only 20% and 12% in 2006-2007 to 100% in the succeeding years (**Table 3**).

Table 3. Percentage distribution of programs offered and total SUC enrollment vis-à-vis its mandate, SLSU, 2005-2011

	Southern Luzon State University					
	2005/06	2006/07	2007/08	2008/09	2009/10	2010/11
Programs offered						
<i>Inside the Mandate</i>	19.35	20.00	100.00	100.00	100.00	100.00
<i>Outside the Mandate</i>	80.65	80.00	0.00	0.00	0.00	0.00
Total	31	30	33	37	36	37
Enrollment in programs offered						
<i>Inside the Mandate</i>	13.35	12.02	100.00	100.00	100.00	100.00
<i>Outside the Mandate</i>	86.65	87.98	0.00	0.00	0.00	0.00
Total Enrollment	7026	6964	7784	9547	9908	10391

In like manner, with the conversion of the Central Visayas State College of Agriculture, Forestry and Technology (CVSCAFT) into the Bohol Island State University (BISU) through Republic Act 9722 in 2009, its mandates were expanded and was then allowed to offer courses in the fields of allied medicine, education, engineering, agriculture, fisheries, environment, arts and science, accountancy, cooperative, business and entrepreneurship, technology and other relevant fields of study. Thus, the proportion of programs offered by BISU within its core mandate rose from 71% in 2008-2009 to 94% in 2009-2010. In like manner, the proportion of its students who

were enrolled in programs within its core mandate increased from 57% in 2008 to 96% in 2009-2010 (**Table 4**).

Table 4. Percentage distribution of programs offered and total SUC enrollment vis-à-vis its mandate, BISU, 2005-2011

	Bohol Island State University					
	2005/06	2006/07	2007/08	2008/09	2009/10	2010/11
<u>Programs offered</u>						
<i>Inside the Mandate</i>	76.19	75.00	73.53	71.43	94.44	94.44
<i>Outside the Mandate</i>	23.81	25.00	26.47	28.57	5.56	5.56
Total	21	28	34	35	36	36
<u>Enrollment in programs offered</u>						
<i>Inside the Mandate</i>	67.82	59.98	62.35	57.07	95.59	96.64
<i>Outside the Mandate</i>	32.18	40.02	37.65	42.93	4.41	3.36
Total Enrollment	4839	4957	4791	6473	8346	9557

Likewise, the conversion of the Surigao del Sur Polytechnic State College (SSPSC) into Surigao Del Sur State University (SDSSU) as per Republic Act 9998 of 2010, resulted in the significant broadening of its mandates. As a university, it was then mandated to offer undergraduate, graduate and post-graduate programs and short-term courses in the fields of agriculture and environment studies, fishery, marine biology, marine transportation, engineering, forestry, industrial technology, education, law, medicine, nursing, midwifery and other health-related programs, information technology, arts and sciences, public administration, business administration and other business courses, and other degree courses. Thus, the proportion of programs offered by SDSSU within its core mandate rose from 30% in 2008-2009 to 100% thereafter. In like manner, the proportion of its students who are enrolled in programs within its core mandate increased from 24% in 2008-2009 to 100% in the succeeding years (**Table 5**).

Table 5. Percentage distribution of programs offered and total SUC enrollment vis-à-vis its mandate, SDSSU, 2005-2011

	Surigao del Sur Polytechnic University					
	2005/06	2006/07	2007/08	2008/09	2009/10	2010/11
<u>Programs offered</u>						
<i>Inside the Mandate</i>	37.93	34.62	34.62	29.63	100.00	100.00
<i>Outside the Mandate</i>	62.07	65.38	65.38	70.37	0.00	0.00
Total	29	26	26	27	34	32
<u>Enrollment in programs offered</u>						
<i>Inside the Mandate</i>	29.97	30.16	30.16	24.49	100.00	100.00
<i>Outside the Mandate</i>	70.03	69.84	69.84	75.51	0.00	0.00
Total Enrollment	4337	4622	4622	4692	5693	6540

The examples cited above are by no means exhaustive. Other SUCs which have expanded their core mandates include Don Honorio Ventura Technological State University upon its conversion from an arts and trades college (**Appendix Table 3a**), Romblon State University upon its conversion from a state college (**Appendix Table 5a**), Cebu Technological University upon its conversion from Cebu State College of Science and Technology (**Appendix Table 8a**), Naval

State University upon its conversion from Naval Institute of Technology (**Appendix Table 9**), Northwest Samar State University after its conversion from Tiburcio Tancinco Institute of Science and Technology and merging with Samar State College of Agriculture and Forestry (**Appendix Table 9b**), Bukidnon State University after its conversion from a state college (**Appendix Table 11a**), Mindanao University of Science and Technology after its conversion from a polytechnic state college (**Appendix Table 11a**), and Sultan Kudarat State University after its conversion from a polytechnic state college (**Appendix Table 13a**). Because of this, there has been a significant increase in the proportion of programs and enrollments in programs within their core mandates.

In contrast, a few SUCs remain faithful to their core mandate. Take for example Davao del Norte State College. Despite being allowed to offer other courses upon the approval of the Board of Trustees, 100% of its program offerings are within its core mandates (**Appendix Table 12a**). The Philippine Merchant Marine Academy, similarly, only offers programs within its core mandates (**Appendix Table 3e**), while other SUCs such as Philippine State College of Aeronautics (PhilSCA), Technological University of the Philippines (TUP), Philippine Normal University (PNU), and Polytechnic University of the Philippines (PUP) maintain a high percentage of course offerings within their core mandates. Specifically, PhilSCA campuses in Region IV-A (**Appendix Table 4a**) and Region VII (**Appendix Table 8b**) remain faithful to its core mandates, while the PhilSCA campuses in Region III (**Appendix Table 3d**) and NCR (**Appendix Table 14c**) maintain relatively high programs within their core mandates. Similarly, TUP campuses in Region IV-A (**Appendix Table 4d**) and Region VI (**Appendix Table 7b**) remain faithful by having 100% of its program offerings within their mandates, while their campuses in NCR (**Appendix Table 14a**) still maintain more than 70% of its offerings within its mandates. Likewise, PNU campuses in Region II (**Appendix Table 2b**), Region IV-A (**Appendix Table 4d**) and Region VI (**Appendix Table 7a**) maintain 100% of its offerings within their core mandates while PNU campuses in the NCR (**Appendix Table 14b**) and CARAGA (**Appendix Table 17b**) maintain 70% of its program offerings within its core mandates. Finally, all programs offered by the PUP campuses in Region IV-B (**Appendix Table 5b**) and V (**Appendix Table 6b**), while more than 90% of the program offerings of its other campuses (**Appendix Tables 14a, 3b, and 4d**), are within its core mandates. Other SUCs which have relatively high offerings of programs within their core mandates include Visayas State University (**Appendix Table 9c**), Don Honorio Ventura Technological State University (**Appendix Table 3a**), Rizal Technological University (**Appendix Table 14 b**) and Nueva Ecija University of Science and Technology (**Appendix Table 3b**).

2.2. Program Duplication

In order to have a better perspective on the extent of program duplication, this paper looked at the program offerings of each SUC in all the regions in the Philippines. It then classifies the programs offered by each SUC into the following categories: (i) programs that are unique to the SUC under study, (ii) programs that are offered by the given SUC and any one of the other SUCs but are not offered by PHEIs in the region, (iii) programs that are offered by the given SUC and any one of the PHEIs but are not offered by any one of the other SUCs in the region, and (iv) programs that are offered by the SUC and any one of the other SUCs and one of the PHEIs in the region. This paper then argues that program duplication exists whenever the SUC under study offers programs that are not unique to it, i.e., SUC program offerings that fall under categories (ii), (iii) and (iv) above are said to duplicate programs offered by other SUCs and PHEIs in the region.

Given the broad mandates of SUCs, it is not surprising that there is substantial duplication in their program offerings relative to those of PHEIs and other SUCs in the same region where they

operate. Over 76% of all the SUCs in the Philippines registered duplication rates (computed based on number of programs offered) that are upwards of 75% in 2011. The duplication rate is generally higher when computed based on total enrollment rather than on total number of programs offered. Thus, 96% of all SUCs exhibited duplication rates (computed based on enrolment) that are upwards of 75% in 2011.

Table 6 summarizes the extent of program duplication of SUCs covered under this study. On the average, the program duplication rate for the SUCs covered under this study varies from 54%-57% if computed based on total number of program offerings and 89%-92% if computed based on total enrollment. On the average, the SUCs in Region VII posted the highest duplication rate – 73%-82% if computed based on total number of program offerings and 96%-98% if computed based on total enrollment. On the other hand, ARMM had the lowest program duplication rate among the SUCs, i.e. 15%-17% if computed based on total number of program offerings and 63%-65% if computed based on total enrollment.

Moreover, high rates of program duplication appeared to be associated with an increase in the number of programs offered by SUCs during the period. Specifically, around 80% of the SUCs are found to have increased the number of programs they are offering from 2005- 2011. In contrast, the program offerings of a few SUCs exhibited some decline during the period, notably: Don Mariano State University (**Appendix Table 18a**), Ramon Magsaysay Technological University (**Appendix Table 20b**), Batangas State University (**Appendix Table 21a**), Negros Oriental State University (**Appendix Table 25b**), University of the Philippines-Tacloban (**Appendix Table 26d**), Basilan State College (**Appendix Table 27b**), University of the Philippines- Mindanao (**Appendix Table 29-b**), Cotabato City State Polytechnic College (**Appendix Table 30a**), Philippine Normal University in NCR (**Appendix Table 31b**), University of the Philippines- Baguio (**Appendix Table 32b**).

Program duplication - a non-issue? In the focus group discussions with SUCs representatives in the selected regions, some SUC officials (e.g., from UPLB, PUP, TUP, NORSU) raised the view that the number of programs that SUCs offer and program duplication among SUCs and PHEIs are non-issues. They opined that attention should rather be focused on increasing budgetary support to SUCs so as to support an important goal of SUCs – to provide access and equity. Related to this, one of the SUC officials in the regional FGDs argued for the need to consider the geographic characteristic of the region when assessing the issue of program duplication among HEIs. He noted that duplication may be necessary when a region is composed of island provinces.

When the shoe is on the other foot. Surprisingly, while some SUC officials think that duplication of programs across SUCs and PHEIs is not an issue, other SUC officials in the regions think that the existence of branches of national universities (e.g., UP, PUP, TUP, PNU) in the regions tend to give rise to undue competition to the SUCs in the said regions. These officials say the same is true with respect to the presence of a branch/ extension class of a regional SUC in a region that is outside of its original catchment area.

Why is program duplication an issue? Program duplication is an issue from two perspectives. First, the number of programs offered by SUCs has been found empirically to tend to increase per student cost of SUCs (Manasan 2011). SUC size or enrollment size and proportion of faculty with advanced degrees were also found to have statistically significant influence on per student cost of SUCs.

Table 6a. Percent distribution of SUC program offering vis programs offered by other HEIs in selected region, 2005-2011

	Region 1						Region 2						Region 3					
	2005/06	2006/07	2007/08	2008/09	2009/10	2010/11	2005/06	2006/07	2007/08	2008/09	2009/10	2010/11	2005/06	2006/07	2007/08	2008/09	2009/10	2010/11
Programs offered																		
Programs unique to SUC	34.43	33.33	35.83	39.37	36.00	39.20	37.29	37.39	37.60	36.36	40.00	41.09	46.10	41.91	42.55	39.01	42.42	39.13
Programs offered by SUCs that are also offered by any other SUC or PHEIs	65.57	66.67	64.17	60.63	64.00	60.80	62.71	62.61	62.40	63.64	60.00	58.91	53.90	58.09	57.45	60.99	57.58	60.87
Programs common to SUC and PHEIs only	24.59	23.81	24.17	25.20	23.20	20.00	18.64	20.87	20.80	20.00	16.92	15.50	12.06	11.76	10.64	12.06	13.94	14.29
Programs common to SUC and other SUCs only	15.57	13.33	13.33	11.81	13.60	11.20	18.64	18.26	12.80	9.09	14.62	13.18	15.60	19.12	18.44	18.44	18.79	20.50
Programs common to SUC, other SUCs and PHEIs	25.41	29.52	26.67	23.62	27.20	29.60	25.42	23.48	28.80	34.55	28.46	30.23	26.24	27.21	28.37	30.50	24.85	26.09
Enrollment																		
Programs unique to SUC	3.76	5.33	4.66	6.55	2.92	3.13	2.78	3.47	2.67	3.43	3.64	3.62	13.43	6.09	4.91	2.27	3.96	1.61
Programs offered by SUCs that are also offered by any other SUC or PHEIs	96.24	94.67	95.34	93.45	97.08	96.87	97.22	96.53	97.33	96.57	96.36	96.38	86.57	93.91	95.09	97.73	96.04	98.39
Programs common to SUC and PHEIs only	11.41	13.18	13.15	15.88	9.82	9.51	8.82	10.95	9.34	4.96	3.46	3.15	3.46	5.76	2.45	2.56	2.87	5.13
Programs common to SUC and other SUCs only	9.93	6.47	6.78	8.45	6.03	5.23	16.22	16.16	4.52	2.95	6.16	5.52	11.10	11.79	13.28	13.20	11.72	14.16
Programs common to SUC, other SUCs and PHEIs	74.90	75.02	75.41	69.11	81.23	82.13	72.18	69.42	83.47	88.65	86.73	87.70	72.01	76.37	79.36	81.97	81.45	79.09
Total Enrollment	38052	35845	35458	38529	44528	52934	30701	33357	39003	41998	48258	63002	67004	66588	73761	82360	94119	98290

Table 6b. Percent distribution of SUC program offering in selected region, 2005-2011

	Region 4-A						Region 4-B						Region 5					
	2005/06	2006/07	2007/08	2008/09	2009/10	2010/11	2005/06	2006/07	2007/08	2008/09	2009/10	2010/11	2005/06	2006/07	2007/08	2008/09	2009/10	2010/11
Programs offered																		
Programs unique to SUC	54.69	55.91	54.20	56.56	50.97	52.69	47.37	45.07	48.10	46.58	44.58	42.86	42.74	40.52	38.89	34.75	42.36	50.59
Programs offered by SUCs that are also offered by any other SUC or PHEIs	45.31	44.09	45.80	43.44	49.03	47.31	52.63	54.93	51.90	53.42	55.42	57.14	57.26	59.48	61.11	65.25	57.64	49.41
Programs common to SUC and PHEIs only	13.28	11.82	12.18	13.52	13.51	12.69	17.11	14.08	13.92	16.44	18.07	17.86	13.68	15.52	14.29	16.95	15.97	12.94
Programs common to SUC and other SUCs only	7.81	8.64	8.40	6.97	11.20	9.62	14.47	15.49	13.92	12.33	13.25	15.48	11.97	13.79	14.29	13.56	11.11	10.59
Programs common to SUC, other SUCs and PHEIs	24.22	23.64	25.21	22.95	24.32	25.00	21.05	25.35	24.05	24.66	24.10	23.81	31.62	30.17	32.54	34.75	30.56	25.88
Enrollment																		
Programs unique to SUC	9.29	10.16	9.21	6.25	5.85	6.25	12.44	8.80	8.62	12.00	8.76	5.55	7.82	5.73	5.09	5.68	6.28	6.06
Programs offered by SUCs that are also offered by any other SUC or PHEIs	90.71	89.84	90.79	93.75	94.15	93.75	87.56	91.20	91.38	88.00	91.24	94.45	92.18	94.27	94.91	94.32	93.72	93.94
Programs common to SUC and PHEIs only	4.24	5.46	4.17	6.96	3.89	3.87	6.32	10.07	6.31	8.96	8.22	7.44	8.08	6.28	5.14	5.32	4.58	4.78
Programs common to SUC and other SUCs only	5.68	9.87	7.88	7.52	8.87	7.24	20.74	10.66	10.68	8.64	9.67	14.07	9.68	12.85	12.46	10.66	8.49	10.10
Programs common to SUC, other SUCs and PHEIs	80.78	74.51	78.74	79.27	81.40	82.63	60.50	70.48	74.39	70.40	73.34	72.94	74.41	75.14	77.31	78.35	80.65	79.06
Total Enrollment	67986	66413	69702	79439	86882	97004	31602	31311	33366	32751	36708	40807	40144	36749	38758	42573	52902	56542

Table 6c. Percent distribution of SUC program offering in selected region, 2005-2011

	Region 6						Region 7						Region 8					
	2005/06	2006/07	2007/08	2008/09	2009/10	2010/11	2005/06	2006/07	2007/08	2008/09	2009/10	2010/11	2005/06	2006/07	2007/08	2008/09	2009/10	2010/11
Programs offered																		
Programs unique to SUC	41.48	36.55	37.93	37.67	35.71	38.04	20.62	17.89	24.77	21.30	26.67	24.19	54.79	53.16	53.27	50.82	52.22	48.73
Programs offered by SUCs that are also offered by any other SUC or PHEIs	58.52	63.45	62.07	62.33	64.29	61.96	79.38	82.11	75.23	78.70	73.33	75.81	45.21	46.84	46.73	49.18	47.78	51.27
Programs common to SUC and PHEIs only	17.04	17.24	15.86	15.07	15.58	16.56	45.36	44.21	38.53	37.96	35.00	33.06	6.91	4.74	4.52	6.56	6.40	6.09
Programs common to SUC and other SUCs only	16.30	21.38	20.69	19.18	21.43	17.79	6.19	5.26	6.42	5.56	5.83	8.06	22.87	26.84	25.63	26.78	27.09	30.46
Programs common to SUC, other SUCs and PHEIs	25.19	24.83	25.52	28.08	27.27	27.61	27.84	32.63	30.28	35.19	32.50	34.68	15.43	15.26	16.58	15.85	14.29	14.72
Enrollment																		
Programs unique to SUC	6.73	4.49	4.59	5.10	4.06	3.84	2.25	1.88	2.43	3.73	2.74	2.67	10.27	9.16	8.86	7.87	6.44	6.94
Programs offered by SUCs that are also offered by any other SUC or PHEIs	93.27	95.51	95.41	94.90	95.94	96.16	97.75	98.12	97.57	96.27	97.26	97.33	89.73	90.84	91.14	92.13	93.56	93.06
Programs common to SUC and PHEIs only	5.52	3.36	2.83	4.08	4.17	4.44	8.92	7.69	5.95	6.58	7.05	6.17	2.35	1.80	1.64	1.34	1.29	1.00
Programs common to SUC and other SUCs only	19.08	20.38	19.16	15.64	14.10	12.21	19.98	16.19	16.58	1.10	2.65	4.62	33.35	25.53	25.13	24.50	24.76	21.51
Programs common to SUC, other SUCs and PHEIs	68.67	71.76	73.43	75.18	77.68	79.51	68.85	74.24	75.04	88.59	87.56	86.54	54.03	63.51	64.38	66.29	67.51	70.56
Total Enrollment	54972	56798	56742	59858	60611	70121	32516	31490	32512	36883	44905	55668	55968	56470	58323	59370	64115	73079

Table 6d. Percent distribution of SUC program offering in selected region, 2005-2011

	Region 12						NCR						CAR					
	2005/06	2006/07	2007/08	2008/09	2009/10	2010/11	2005/06	2006/07	2007/08	2008/09	2009/10	2010/11	2005/06	2006/07	2007/08	2008/09	2009/10	2010/11
Programs offered																		
Programs unique to SUC	47.06	51.52	48.04	49.50	48.65	52.54	45.03	42.59	43.75	43.62	43.14	42.33	45.87	47.12	43.24	40.74	43.81	41.82
Programs offered by SUCs that are also offered by any other SUC or PHEIs	52.94	48.48	51.96	50.50	51.35	47.46	54.97	57.41	56.25	56.38	56.86	57.67	54.13	52.88	56.76	59.26	56.19	58.18
Programs common to SUC and PHEIs only	24.51	22.22	25.49	19.80	22.52	18.64	30.12	33.02	32.39	33.53	33.71	33.24	20.18	16.35	18.92	23.15	21.90	21.82
Programs common to SUC and other SUCs only	8.82	9.09	7.84	8.91	8.11	7.63	2.34	2.47	2.84	1.78	2.57	2.27	13.76	11.54	13.51	12.04	12.38	13.64
Programs common to SUC, other SUCs and PHEIs	19.61	17.17	18.63	21.78	20.72	21.19	22.51	21.91	21.02	21.07	20.57	22.16	20.18	25.00	24.32	24.07	21.90	22.73
Enrollment																		
Programs unique to SUC	9.51	10.99	11.91	13.40	10.58	12.89	10.37	9.77	9.38	8.73	8.43	7.64	10.73	12.21	10.36	11.04	11.09	9.48
Programs offered by SUCs that are also offered by any other SUC or PHEIs	90.49	89.01	88.09	86.60	89.42	87.11	89.63	90.23	90.62	91.27	91.57	92.36	89.27	87.79	89.64	88.96	88.91	90.52
Programs common to SUC and PHEIs only	28.20	27.32	20.57	15.09	15.16	12.22	11.79	13.54	13.79	13.71	15.90	13.06	7.40	8.31	6.96	8.84	8.29	8.18
Programs common to SUC and other SUCs only	15.96	21.77	11.69	7.80	7.94	7.71	3.45	3.01	3.60	3.47	4.58	4.75	20.21	17.38	15.67	15.46	15.34	15.09
Programs common to SUC, other SUCs and PHEIs	46.32	39.92	55.82	63.70	66.32	67.18	74.40	73.68	73.23	74.09	71.10	74.55	61.66	62.11	67.01	64.66	65.28	67.26
Total Enrollment	17974	21713	19368	20120	24439	26825	103942	107302	109273	109241	107805	122758	22538	25096	24032	24403	22883	24303

Table 6e. Percent distribution of SUC program offering in selected region, 2005-2011

	ARMM						CARAGA						ALL REGIONS					
	2005/06	2006/07	2007/08	2008/09	2009/10	2010/11	2005/06	2006/07	2007/08	2008/09	2009/10	2010/11	2005/06	2006/07	2007/08	2008/09	2009/10	2010/11
Programs offered																		
Programs unique to SUC	66.67	66.67	66.67	65.48	64.29	64.29	37.50	36.96	34.78	37.29	41.67	38.16	45.32	44.42	44.38	43.39	44.05	44.15
Programs offered by SUCs that are also offered by any other SUC or PHEIs	33.33	33.33	33.33	34.52	35.71	35.71	62.50	63.04	65.22	62.71	58.33	61.84	54.68	55.58	55.62	56.61	55.95	55.85
Programs common to SUC and PHEIs only	15.48	15.48	15.48	16.67	16.67	16.67	25.00	23.91	26.09	22.03	22.22	23.68	19.99	19.27	19.56	20.18	20.35	19.51
Programs common to SUC and other SUCs only	4.76	4.76	4.76	4.76	5.95	4.76	18.75	19.57	19.57	18.64	15.28	18.42	12.19	13.00	12.37	11.68	12.41	12.70
Programs common to SUC, other SUCs and PHEIs	13.10	13.10	13.10	13.10	13.10	14.29	18.75	19.57	19.57	22.03	20.83	19.74	22.50	23.31	23.68	24.75	23.19	23.64
Enrollment																		
Programs unique to SUC	36.10	36.39	36.25	35.19	35.61	36.28	6.71	6.29	6.00	6.47	6.27	6.59	10.20	9.51	8.90	9.29	8.55	8.09
Programs offered by SUCs that are also offered by any other SUC or PHEIs	63.90	63.61	63.75	64.81	64.39	63.72	93.29	93.71	94.00	93.53	93.73	93.41	89.80	90.49	91.10	90.71	91.45	91.91
Programs common to SUC and PHEIs only	10.57	10.80	10.97	10.45	11.22	10.55	14.29	17.28	17.57	16.17	14.26	15.64	10.78	10.99	9.77	9.45	9.05	8.84
Programs common to SUC and other SUCs only	22.30	22.36	22.20	22.28	23.10	17.18	33.87	30.96	30.96	26.75	23.86	23.62	16.11	15.48	13.75	11.65	11.75	11.36
Programs common to SUC, other SUCs and PHEIs	31.03	30.45	30.58	32.08	30.08	35.99	45.13	45.47	45.47	50.61	55.61	54.14	62.91	64.02	67.58	69.62	70.65	71.71
Total Enrollment	25786	25717	25906	26679	25082	25082	13914	12503	12503	15542	18754	20827	665062	673964	693776	746620	825513	928850

Second, FGDs with PHEIs indicate that program duplication is a problem from the point of view of these institutions. On the one hand, PHEI officials point out that when SUCs offer programs that PHEIs traditionally offer, PHEIs find it difficult to compete against SUCs in attracting students because of the low tuition that SUCs charged. That is, students tend to migrate to SUCs. Thus, SUCs effectively crowd out PHEIs. Also, although CHED provides scholarships/ financial assistance that allow students to enroll in the school of their choice, the support value of these programs is generally low relative to tuition charged by PHEIs. Thus, PHEIs remain unaffordable to students despite the presence of scholarships and financial assistance programs.

On the other hand, many PHEI officials decry what they perceive to be a double standard in the regulation and monitoring of SUCs and PHEIs by CHED. Thus, they say the playing field in the higher education sector is very uneven. PHEI officials report that CHED strictly enforces its Policies, Standards and Guidelines (PSG) on PHEIs.³ In contrast, they point out that some SUCs are allowed to offer courses despite the fact that said SUCs do not have the requisite facilities and qualified faculty.⁴

Some CHED regional officials say that CHED law (Republic Act 7722 of 1994) gives the CHED supervisory powers over all higher education institutions, including SUCs. On the other hand, other CHED regional officials admit that CHED has difficulty applying the same standards on SUCs because of the so-called “autonomy” that their Charters vest on SUCs. This state of affairs is said to have a detrimental impact on quality of instruction in the SUC sector.

Factors HEIs consider in opening new programs. There are formal procedures that SUCs and PHEIs alike appear to follow in opening new programs. SUC and PHEI officials report that they conduct a feasibility study to assess the relevance of the program, market demand, faculty expertise, and availability of facilities. The proposal to offer a new program, which is initially prepared by the department that wishes to do so, then passes through several layers of review, first going to the college, then the university academic committee and finally the Board of Trustees/ Regents. After the proposal is approved by the Board, non-autonomous PHEIs then have to secure CHED approval. In comparison, CHED’s role in approving the opening of new programs in SUCs is not quite as clear as earlier alluded to.

Greater clarity in this area is critical given the political pressure that some SUCs face in offering new programs. For instance, some SUC officials report that at times they offer new programs in response to the demand of their stakeholders, including parents/ community, SUCs administrators themselves, and local politicians. One of the SUCs in the Visayas pointed out that in the past they offered a course (nursing) even if it is clear that said program is outside the SUC’s mandate and area of competence at the behest of local politicians. On the other hand, a SUC official from Mindanao also related that a SUC president can sometimes be replaced if he resists such outside pressure.

Surprisingly, offering programs that are popular or in-demand is seen by a number of SUC officials as a form of income generating project (IGP). This is so because increased enrollment implies not only increased NG subsidy because the NG subsidy is basically driven by enrollment⁵ but also greater income from student fees even if tuition fees remain unchanged. These officials say that it is their way of coping with the decline in subsidies from the national government following the introduction of the normative funding formula.

³ The PSGs are internationally benchmarked standards that are meant to ensure that Philippine higher education programs are comparable to international standards.

⁴ Discussions with HEI officials suggest that this is especially true of satellite campuses.

⁵ The normative funding formula provides a minimum amount per student and incremental amounts per student enrolled in higher priority programs.

Coping with declining enrollment in certain programs. HEI officials report that when enrollment in certain programs decline continuously, they seldom close a program. Instead, they shelve or freeze it. Nonetheless, such an event causes some adjustment. A PHEI official from Region IV-A narrated that faculty retrenchment becomes unavoidable at times.

In the public sector, SUCs typically redeploy faculty in programs with dwindling enrollment to programs with high enrollment. Oftentimes, this results in a poor match in expertise of the redeployed faculty with requirements of the high enrollment programs and re-tooling is needed or else quality of instruction suffers. At other times, redeployment of faculty is not required because some faculty members are part-time lecturers who do not hold plantilla items.

2.3. Quality of Instruction

The overall average passing rate in professional board examinations (PBEs) of SUCs has remained low over the years. In particular, the weighted average passing rate for all SUCs combined for 36 PBEs for which we have data for 2004-2011 ranged from 31% to 37% during the period if the University of the Philippines (UP) is excluded (**Table 7**). Furthermore, only 9 out of these 36 PBEs had average passing rates above 60% and only 3 have passing rates above 70%.

During this period, the passing rate of SUCs (net of UP) was below that of PHEIs in 15 out of 36 PBEs for which there is data while the opposite is true in the other 21 PBEs. In contrast, SUCs (net of UP) perform better than PHEIs in 21 out these 36 of PBEs (or 58%). SUCs have been able to improve their advantage further relative to PHEIs in the last 6 years in 4 out of these 21 PBEs where SUCs have an edge over PHEIs (namely, customs administration, geodetic engineering, midwifery, and nursing). However, the edge that SUCs used to enjoy in the early part of the period has been eroded in 12 out of these 21 PBEs including accountancy, aeronautical engineering, civil engineering, criminology, electrical engineering, electronics engineering, library science, mechanical engineering, medical technology, physical therapy, social work and veterinary medicine.

But perhaps more worrisome than the persistently low overall average passing rate in PBEs is the preponderance of SUCs (and PHEIs) with zero passing rate in many PBEs in 2004-2011. That is, when SUCs and PHEIs are classified as to their passing rates in the PBEs, the most number of SUCs/ PHEIs tend to fall in the zero passing rate category. This is the true for both SUCs and PHEIs in the case of the PBE for agriculture (**Figure 1**) and accountancy (**Figure 2**). A similar picture is also evident in the case of the PBE for chemistry (**Appendix Figure 1**), criminology (**Appendix Figure 2**), electrical engineering (**Appendix Figure 3**), electronics engineering (**Appendix Figure 4**), geodetic engineering (**Appendix Figure 5**), social work (**Appendix Figure 6**), elementary education (**Appendix Figure 7**), secondary education (**Appendix Figure 8**), library science (**Appendix Figure 9**), forestry (**Appendix Figure 10**), and environmental planning (**Appendix Figure 11**). In contrast, a disproportionately large number of HEIs falling in the zero passing rate category is not as much a problem for SUCs as in PHEIs in the PBEs for chemical engineering (**Appendix Figure 12**), civil engineering (**Appendix Figure 13**), and mechanical engineering (**Appendix Figure 14**), and marine transportation (**Appendix Figure 15**).

Closer scrutiny of the SUCs' passing rate in PBEs indicate that a good number of them post passing rates that are well below the national average passing rates over time. **Table 8** shows that a fairly large number of SUCs have passing rates below the national passing, while **Table 9**

documents the SUCs that have zero passers in various PBEs for at least three years in 2004-2011.

Table 7. Average passing rates in Professional Board Examinations, All HEIs, 2004-2011

	Average Passing Rate- SUCs ¹								Ratio of SUC Passing Rate to National Average Passing Rate							
	2004	2005	2006	2007	2008	2009	2010	2011	2004	2005	2006	2007	2008	2009	2010	2011
Accountancy	20.9	27.3	25.3	41.0	36.9	43.3	54.1	49.0	1.03	1.11	1.04	1.20	1.12	1.18	1.19	1.08
Aeronautical Engg	53.3	27.3	33.3	80.0	80.0	47.4	63.2	63.6	1.94	0.85	1.18	2.04	1.82	1.73	1.58	1.34
Agricultural Engg	31.9	43.6	39.9	39.0	32.4	24.7	39.8	45.5	0.86	0.90	0.89	0.87	0.86	0.83	0.88	0.95
Agriculture	21.3	24.6	25.6	29.4	26.1	35.8	33.4	34.4	0.81	0.82	0.84	0.85	0.85	0.93	0.92	0.93
Architecture	40.0	43.1	42.1	42.0	30.5	34.5	48.4	48.9	1.01	0.97	0.99	0.95	0.83	0.92	0.98	0.95
Chemical Engg	29.8	39.7	43.4	35.3	40.4	37.5	41.2	34.4	0.65	0.81	0.82	0.70	0.82	0.76	0.75	0.73
Chemistry	26.9	25.2	25.9	29.3	33.7	34.1	37.8	34.7	0.57	0.54	0.51	0.56	0.69	0.63	0.66	0.66
Civil Engg	40.1	39.7	48.0	41.7	39.4	50.0	40.1	38.3	1.14	1.15	1.18	1.11	1.11	1.11	1.03	1.07
Criminology	34.8	40.9	42.2	41.0	39.1	39.8	39.7	43.0	1.23	1.33	1.36	1.29	1.22	1.17	1.17	1.22
Customs Adm	0.0	0.0	0.0	25.0	38.1	34.5	57.1	70.0	0.00	0.00	0.00	1.33	1.66	1.00	1.92	1.93
Electrical Engg	48.4	54.6	44.6	39.0	36.9	36.1	32.3	53.7	1.11	1.10	1.02	1.05	1.04	1.19	1.01	1.05
Electronics Engg	47.6	42.1	46.0	38.7	42.8	30.4	25.2	44.1	1.36	1.31	1.31	1.21	1.20	1.22	1.09	1.10
Environmental Planning	0.0	71.4	57.1	20.0	28.6	18.2	28.6	45.5	0.00	1.24	1.06	0.38	0.60	0.33	0.46	0.76
Fisheries Technology	23.8	19.4	29.7	27.1	34.8	19.3	24.6	26.1	0.77	0.66	0.79	0.87	0.90	0.81	0.82	0.91
Forestry	28.3	28.0	32.6	34.5	43.2	30.2	32.0	36.9	0.80	0.82	0.80	0.87	0.84	0.83	0.76	0.85
Geodetic Engg	42.7	45.6	40.4	40.3	39.8	46.6	36.5	45.9	1.01	1.09	1.13	1.00	1.13	1.26	0.94	1.34
Geology	22.2	25.0	25.0	27.3	13.3	25.0	23.8	42.2	0.39	0.32	0.34	0.37	0.20	0.41	0.42	0.69
Guidance Counseling					42.9	69.2	60.0	47.4					0.72	0.96	0.99	0.94
Interior Design	66.7	16.7	15.0	36.0	26.3	45.8	20.8	46.4	1.22	0.39	0.50	0.72	0.60	0.90	0.41	0.90
LET-Elementary	35.4	35.2	37.0	34.9	36.0	29.1	22.2	25.4	1.31	1.27	1.26	1.26	1.22	1.20	1.25	1.30
LET-Secondary	25.3	24.2	31.0	27.2	31.4	26.3	23.9	28.9	0.92	0.92	0.95	0.93	0.95	0.98	0.97	0.99
Library Science	34.1	34.9	42.2	40.9	24.9	36.6	28.4	29.1	1.16	1.10	1.15	1.27	1.05	1.22	1.04	1.05
Marine Engg	44.8	54.3	55.9	57.0	58.6	55.7	60.6	60.7	1.06	1.08	1.14	1.09	1.06	1.02	1.10	1.11
Marine Transportation	48.7	49.3	53.1	51.1	57.3	47.8	54.7	52.6	1.15	1.15	1.10	1.13	1.15	0.98	1.11	1.12
Mechanical Engg	50.5	50.8	60.9	59.7	63.8	63.2	67.4	67.8	1.12	1.11	1.28	1.15	1.13	1.13	1.09	1.07
Medical Technology	47.1	50.0	85.7	80.0	82.4		81.0	91.5	1.09	0.96	1.84	1.55	1.38	0.00	1.23	1.30
Medicine	61.8	71.6	66.5	78.3	78.4	87.8	82.7	86.4	1.21	1.34	1.23	1.32	1.36	1.29	1.38	1.31
Metallurgical Engg	50.0	33.3	56.3	0.0	33.3	44.4	56.0	58.8	0.86	0.56	1.11	0.00	0.57	0.81	0.97	0.74
Midwifery	56.4	54.6	58.8	57.3	58.6	55.2	59.5	57.3	1.11	1.03	1.08	1.08	1.10	1.03	1.28	1.30
Nursing	59.7	60.1	54.5	53.0	54.5	54.0	51.3	54.5	1.19	1.14	1.18	1.15	1.24	1.33	1.34	1.32
Nutrition and Dietetics	34.2	37.1	33.7	41.5	40.8	60.6	60.4	49.3	0.70	0.74	0.65	0.74	0.78	0.90	0.86	0.74
Pharmacy	68.7	56.6	60.9	71.7	74.6	88.4	59.2	65.6	1.22	1.01	1.18	1.29	1.37	1.53	1.03	1.26
Physical Therapy	60.9	56.5	72.2	72.7	35.7	71.7	82.8	70.2	2.08	1.70	1.87	1.90	0.84	1.59	1.93	1.44
Sanitary Engg	20.0	27.0	36.1	43.5	53.3	41.2	32.4	35.0	0.68	0.94	1.03	1.13	1.06	1.10	0.66	0.64
Social Work	55.7	59.0	59.9	56.4	65.2	62.8	66.7	69.6	1.25	1.18	1.16	1.20	1.26	1.18	1.16	1.09
Veterinary Medicine	30.6	46.4	38.9	36.0	32.9	30.3	33.7	38.7	0.92	1.23	1.03	1.02	1.00	1.11	1.08	1.07
all PBEs (weighted average)	35.0	32.7	37.1	35.1	37.1	33.9	31.1	34.0	0.93	0.92	0.96	0.91	0.95	0.93	0.92	0.94

¹Excluding UP

Figure 1. Percent distribution of SUCs classified as to passing rate in agriculture PBE, 2004-2011



Figure 2. Percent distribution of SUCs classified as to passing rate in accountancy PBE, 2004-2011

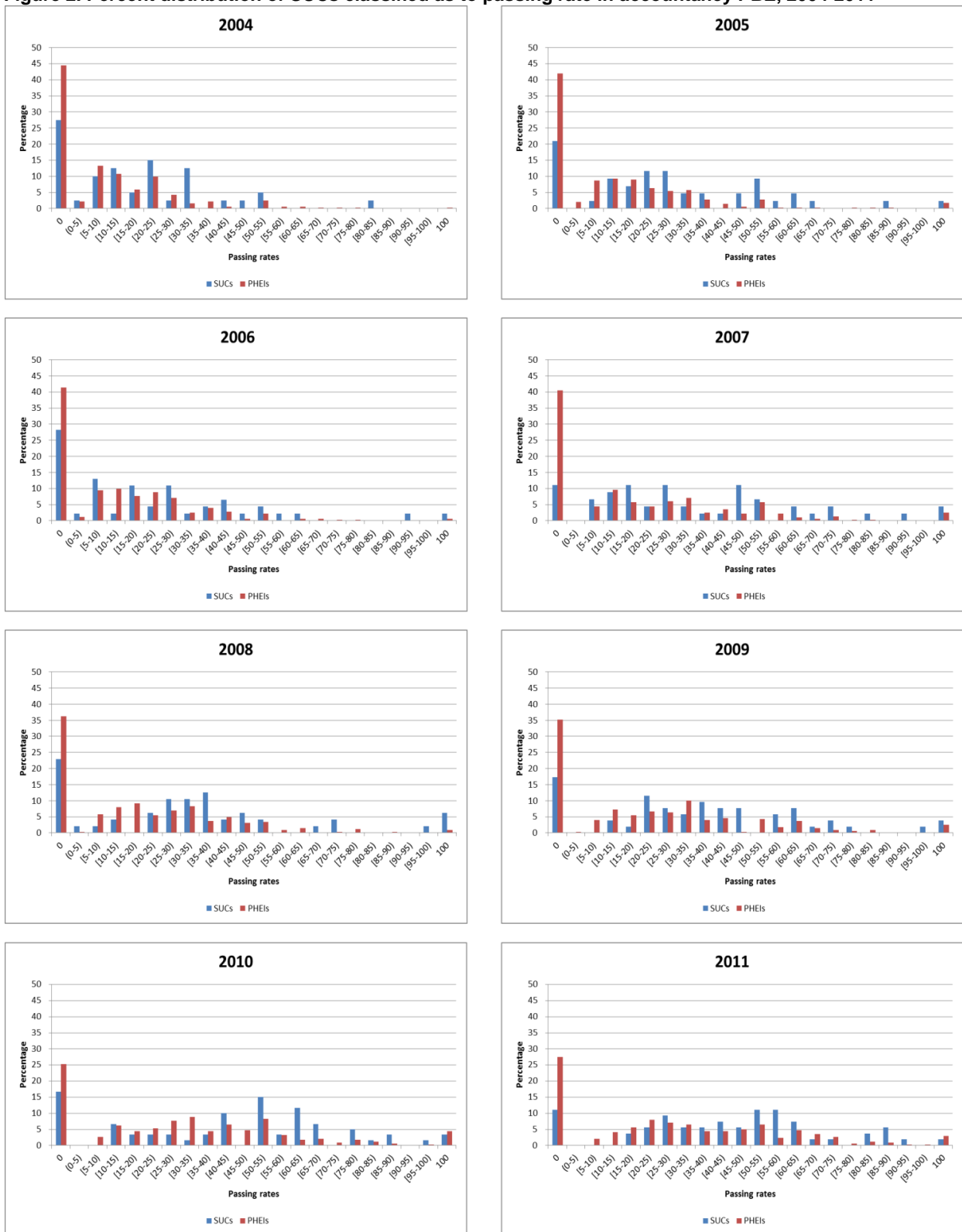


Table 8. List of SUCs with passing rates less than the national average for at least 3 years from 2004-2011

PBE	Lower than national passing, 3 consecutive years	Lower than national passing, 3 non-consecutive
Accountancy	Bataan Peninsula State University Carlos Hilado Memorial State College Catanduanes State College Eastern Samar State University Eastern Visayas State University Mountain Province State Polytechnic College Partido State University Rizal Technological University Romblon State University University of Eastern Philippines University of Rizal System	Bukidnon State University Camarines Norte State College Kalinga-Apayao State College Occidental Mindoro State College Sorsogon State College Southern Luzon State University
Agricultural Engineering	Benguet State University Bicol University Bohol Island State University Don Mariano Marcos Memorial State University Kalinga-Apayao State College Mariano Marcos State University Nueva Vizcaya State University Southern Phils Agri, Bus, Marine & Aquatic School of Tech Tarlac College of Agriculture University of Eastern Philippines University of Southern Mindanao	Agusan Del Sur State College of Agriculture and Tech Cagayan State University Capiz State University Central Bicol State University of Agriculture Central Luzon State University Dr. E.B.Espinosa, Sr. Mem. State Coll of Agri & Tech Eastern Samar State University Mindanao State University Mindoro State College of Agriculture and Technology Romblon State University Western Mindanao State University
Civil Engineering	Abra State Institute of Science and Technology Bataan Peninsula State University Bicol University Camarines Sur Polytechnic College Cavite State University Cotabato City State Polytechnic College Eastern Samar State University Eastern Visayas State University Eulogio "Amang" Rodriguez Institute of Sci & Tech Laguna State Polytechnic University Mountain Province State Polytechnic College Northern Iloilo Polytechnic State College Nueva Ecija University of Science and Technology Nueva Vizcaya State University Rizal Technological University Romblon State University Samar State University Tarlac State University University of Northern Philippines University of Rizal System Western Philippines University	Aurora State College of Technology Davao Oriental State College of Science and Tech Naval State University Partido State University Sorsogon State College Sultan Kudarat State University
Criminology	Basilan State College Capiz State University Jose Rizal Memorial State University Occidental Mindoro State University University of Antique	Central Bicol State University of Agriculture Siquijor State College University of Northern Philippines

Table 8. List of SUCs with passing rates less than the national average for at least 3 years from 2004-2011 (continuation 1)

PBE	Lower than national passing, 3 consecutive years	Lower than national passing, 3 non-consecutive
Electrical Engineering	Bicol University Capiz State University Cavite State University Cebu Technological University Don Honorio Ventura Technological State University Don Mariano Marcos Memorial State University Eastern Visayas State University Eulogio "Amang" Rodriguez Institute of Sci & Tech Laguna State Polytechnic University Negros Oriental State University Northwest Samar State University Nueva Ecija University of Science and Technology Palawan State University Polytechnic University of the Philippines Rizal Technological University Romblon State University Samar State University Tarlac State University Western Mindanao State University	Aurora State College of Technology Bataan Peninsula State University Batangas State University Camarines Sur Polytechnic College Eastern Samar State University Naval State University Nueva Vizcaya State University Ramon Magsaysay Technological University Sorsogon State College University of Eastern Philippines University of Rizal System
Electronics Engineering	Cagayan State University Camarines Sur Polytechnic College Camiguin Polytechnic State College Cavite State University Eulogio "Amang" Rodriguez Institute of Sci & Tech Laguna State Polytechnic University Nueva Vizcaya State University Rizal Technological University	Eastern Visayas State University Jose Rizal Memorial State University Negros Oriental State University University of Antique University of Rizal System
Forestry	Abra State Institute of Science and Technology Aklan State University Benguet State University Bicol University Isabela State University Mindanao State University Nueva Vizcaya State University University of Eastern Philippines Visayas State University Western Mindanao State University	Cebu Technological University Ifugao State University Kalinga-Apayao State College Negros State College of Agriculture Southern Luzon State University University of Southeastern Philippines
LET- Secondary	Abra State Institute of Science and Technology Adiong Memorial Polytechnic State College Agusan del Sur State College of Agri and tech Aklan State University Apayao State College Basilan State College Batanes State College Batangas State University Bicol University Bukidnon State University Bulacan Agricultural State College Cagayan State University Camarines Norte State College Camiguin Polytechnic State College Capiz State University Caraga State University Carlos Hilado Memorial State College Catanduanes State College Cavite State University Cebu Technological University	Don Mariano Marcos Memorial State University Guimaras State College Marinduque State University University of Antique University of Northern Philippines

Table 8. List of SUCs with passing rates less than the national average for at least 3 years from 2004-2011 (continuation 2)

PBE	Lower than national passing, 3 consecutive years	Lower than national passing, 3 non-consecutive
LET- Secondary (continuation)	Central Bicol State University of Agriculture Cotabato City State Polytechnic College Cotabato Foundation Coll of Sci and Tech Don Honorio Ventura Technological State University Don Mariano Marcos Memorial State University Dr. E.B.Espinosa, Sr. Mem. State Coll of Agri & Tech Eastern Samar State University Eastern Visayas State University Eulogio "Amang" Rodriguez Institute of Sci & Tech Guimaras State College Ifugao State University Ilocos Sur Polytechnic State College Iloilo State College of Fisheries Isabela State University Jose Rizal Memorial State University Josefina H. Cerilles State College Kalinga-Apayao State College Laguna State Polytechnic University Marikina Polytechnic College Marinduque State College Mindanao State University Mindoro State College of Agriculture and Technology Misamis Oriental State College of Agri and Tech Mountain Province State Polytechnic College Naval State University Negros Oriental State University Negros State College of Agri Northern Iloilo Polytechnic State College Northern Negros State College of Science and Tech Northwest Samar State University Northwestern Mindanao State College of Sci and Tech Nueva Ecija University of Science and Technology Nueva Vizcaya State University Occidental Mindoro State University Palompon Institute of Tech Pampanga Agriculture College Pangasinan State University Partido State University Philippine State College of Aeronautics Quirino State University Ramon Magsaysay Technological University Rizal Technological University Romblon State University Samar State University Siquijor State College Sorsogon State College Southern Leyte State University Southern Phils Agri, Bus, Marine & Aquatic School of Tech Sultan Kudarat State University Sulu State College Surigao del Sur State University Surigao State College of Tech Tarlac College of Agriculture Tarlac State University Tawi-Tawi Regional Agriculture College University of Antique University of Eastern Philippines University of Northern Philippines University of Rizal System University of Southern Mindanao Visayas State University Western Mindanao State University Zamboanga City State Polytechnic College Zamboanga State College of Maine Sci and Tech	

Table 8. List of SUCs with passing rates less than the national average for at least 3 years from 2004-2011 (continuation 3)

PBE	Lower than national passing, 3 consecutive years	Lower than national passing, 3 non-consecutive
LET-Elementary	Abra State Institute of Science and Technology Agusan del Sur State College of Agri and tech Apayao State College Basilan State College Bukidnon State University Capiz State University Caraga State University Cebu Technological University Cotabato City State Polytechnic College Cotabato Foundation Coll of Sci and Tech Dr. E.B.Espinosa, Sr. Mem. State Coll of Agri & Tech Eastern Samar State University Eastern Visayas State University Guimaras State College Isabela State University Josefina H. Cerilles State College Kalinga-Apayao State College Marikina Polytechnic College Mindanao State University Mindanao University of Sci and Tech Mindoro State College of Agriculture and Technology Misamis Oriental State College of Agri and Tech Mountain Province State Polytechnic College Naval State University Negros Oriental State University Northwest Samar State University Nueva Ecija University of Science and Technology Occidental Mindoro State University Partido State University Philippine State College of Aeronautics Quirino State University Ramon Magsaysay Technological University Rizal Technological University Romblon State University Samar State University Southern Leyte State University Southern Phils Agri, Bus, Marine & Aquatic School of Tech Sulu State College Surigao del Sur State University Surigao State College of Tech Tawi-Tawi Regional Agriculture College University of Eastern Philippines University of Rizal System Zamboanga City State Polytechnic College Zamboanga State College of Maine Sci and Tech	Bataan Peninsula State University Bulacan Agricultural State College Camiguin Polytechnic State College Polompon Institute of Technology Polytechnic University of the Philippines Tarlac State University Technological University of the Phils University of Southern Mindanao

**Table 8. List of SUCs with passing rates less than the national average for at least 3 years from 2004-2011
(continuation 4)**

PBE	Lower than national passing, 3 consecutive years	Lower than national passing, 3 non-consecutive
Library Science	University of Northern Philippines	Bulacan State University-Main
Marine Engineering	Cebu Technological University Naval State University Negros Oriental State University Northern Iloilo Polytechnic State College Siquijor State College Western Visayas College of Science and Tech Zamboanga City State Polytechnic College	University of Antique Zamboanga State College of Marine Sci and Tech
Mechanical Engineering	Aurora State College of Technology Bataan Peninsula State University Camarines Norte State College Camarines Sur Polytechnic College Don Honorio Ventura Technological State University Don Mariano Marcos Memorial State University Eastern Visayas State University Eulogio "Amang" Rodriguez Institute of Sci & Tech Laguna State Polytechnic University Northern Iloilo Polytechnic State College Northwest Samar State University Nueva Ecija University of Science and Technology Nueva Vizcaya State University Rizal Technological University Romblon State University University of Eastern Philippines Western Philippines University	Bicol University Capiz State University Naval State University Ramon Magsaysay Technological University Sorsogon State College-Main Southern Leyte State university Tarlac State University Western Mindanao State University
Nursing	Basilan State College Bataan Peninsula State University Batangas State University Camiguin Polytechnic State College Capiz State University Catanduanes State College Isabela State University Marinduque State College Ramon Magsaysay Technological University Sulu State College University of Northern Philippines	

*Revised by netting out SUCs that do not offer the program

Table 9. List of SUCs with zero passers for at least 3 years from 2004-2011

PBE	Zero passers, 3 consecutive years	Zero passers, 3 non-consecutive years
Accountancy	Cotabato City State Polytechnic College Occidental Mindoro State University	Kalinga-Apayao State College
Agricultural Engineering	Ilocos Sur Polytechnic State College Laguna State Polytechnic University Romblon State University Western Philippines University	Capiz State University Mindoro State College of Agri and Tech University of Rizal System
Criminology	Isabela State University Partido State University	Pangasinan State University
Electrical Engineering	Mountain Province State Polytechnic College University of Antique	
Electronics Engineering	Agusan del Sur State College of Agri and Tech	Camiguin Polytechnic State College Caraga State University Jose Rizal Memorial State University
Forestry	Cotabato City State Polytechnic College Ilocos Sur Polytechnic State College Kalinga-Apayao State College Mountain Province State Polytechnic College Naval State University Negros Oriental State University Tawi-Tawi Regional Agricultural College University of Rizal System	Apayao State College Batangas State University Cotabato Foundation College of Science and Tech Pampanga Agricultural College Siquijor State College Surigao Del Sur State University
LET-Secondary	Adiong Memorial Polytechnic State College	Batanes State College Sulu State College Tawi-Tawi Regional Agricultural College
LET-Elementary	Rizal Technological University	Marikina Polytechnic College Mindoro State College of Agri and Tech Misamis Oriental State College of Agri and Tech Southern Phils Agri, Bus, Marine & Aquatic School of Tech Tawi-Tawi Regional Agricultural College
Library Science	Batangas State University Central Mindanao University Leyte Normal University Negros Oriental State University University of Northern Philippines	
Marine Engineering	Batangas State University	
Mechanical Engineering	Northern Iloilo Polytechnic State College	
Nursing	University of Southern Mindanao	Cebu Technological University
*revised 30 October 2014		

More specifically, **Table 10** which presents the passing rate in the Licensure Examination for Teachers in secondary education of SUCs (including their satellite campuses) also illustrates this point well. It shows that a number of SUCs, namely Abra State Institute of Science and Technology, Adiong Memorial Polytechnic State College, Apayao State College, Basilan State College, Batanes State College, Bicol University, Bukidnon State University, Bulacan Agricultural State College, Camiguin Polytechnic State College, Capiz State University, Caraga State University, Catanduanes State College, Cotabato City State Polytechnic College, Cotabato Foundation College of Science and Technology, Dr. Emilio B. Espinosa, Sr. Memorial State College of Agriculture and Technology, Eastern Samar State University, Eastern Visayas State University, Ilocos Sur Polytechnic State College, Iloilo State College of Fisheries, Isabela State University, Josefina H. Cerilles State College, Laguna State Polytechnic University, Naval State University, Negros Oriental State University, Northern Iloilo Polytechnic State College, Northern Negros State College of Science and Technology, Northwest Samar State University, Nueva Ecija University of Science and Technology, Occidental Mindoro State College, Palompon Institute of Technology, Romblon State University, Samar State University, Southern Philippines Agriculture, Business, Marine and Aquatic School of Technology, Sultan Kudarat State University, Sulu State College, Surigao Del Sur State University, Surigao State College of Technology, Tawi-Tawi Regional Agricultural College, University of Eastern Philippines, Zamboanga City State Polytechnic College, and Zamboanga State College of Marine Sciences and Technology all having passing rates that are not higher than 75% of the national average passing rates in five consecutive years during the period 2004-2011.

Similarly, other SUCs record passing rates lower than 75% of the national average at least five years during the same period, although not consecutively. Take for example Agusan Del Sur State College of Agriculture and Technology, Camarines Norte State College, Don Honorio Ventura Technological State University, Eulogio "Amang" Rodriguez Institute of Science and Technology, Jose Rizal Memorial State College, Kalinga-Apayao State College, Northwestern Mindanao State College of Science and Technology, Philippine State College of Aeronautics and Southern Leyte State University.

Furthermore, the table also underscores the differential performance of main campus and its satellite campuses. Thus, an average SUC passing rate that is above that national average does not necessarily guarantee that the passing rates of the individual campuses making up said SUC are performing as well. Related to this, a number of SUC officials lament how the satellite campuses have pulled down their performance in PBEs primarily because of the lower level quality of faculty and poorer facilities in the satellite campuses. While this is true of a number of SUCs, one can find many counter-examples as well.

Specifically, Bataan Peninsula State University, Batangas State University, Benguet State University, Bohol Island State University, Don Mariano Marcos Memorial State University, Mariano Marcos State University, Palawan State University, Philippine Normal University, Polytechnic University of the Philippines, Southern Luzon State University, West Visayas State University, and Western Visayas College of Science and Technology, all have passing rates that are above the national average in its entirety in 2004-2011. In addition, Carlos Hidalgo Memorial State College, Cebu Technological University, Ifugao State University, Mindanao State University, Mindoro State College of Agriculture and Technology, Pangasinan State University, University of Rizal System, Visayas State University, and Western Mindanao State University have passing rates that are 80% of the national average or better in 2004-2011. However, despite the good performance of these SUCs as a whole, some of their satellites posted sub-par performance during the same period.

In contrast, there are instances when the main campus of the SUC does not perform as well as its satellite campuses. For instance, the main campus of Technological University of the Philippines, although performing better than the national average, is still outperformed by its satellite campuses. The same is true with Cebu Technological University, Don Mariano Marcos Memorial State University, Ifugao State University, Mariano Marcos State University, Mindanao State University, Palawan State University, Polytechnic University of the Philippines, University of Antique, University of Rizal System, and the University of the Philippines, where, despite performing at par or better than the national average, still have at least one satellite campus performing better than the main campus.

Similarly, other SUCs which post sub-par performances as a whole have satellite campuses which outperform their main campuses. Specifically, the main Capiz State University does not perform as well as five of its satellite campuses, while the main campus of Pangasinan State University underperformed compared to four of its satellites. The same is true with Isabela State University, Eastern Visayas State University, Southern Leyte State University, Ilocos Sur Polytechnic State College, Iloilo State College of Fishries, Jose Rizal Memorial State College, Laguna State Polytechnic University, Mountain Provinc State Polytechnic College, Naval University, Negros Oriental State University, Northern Iloilo Polytechnic State College, Philippine State College of Aeronautics, and Surigao Del Sur State University, where their main campuses do not perform as well as at least one of their satellite campuses.

This finding appears to resonate with the HEI participants in the FGDs. Several SUC officials say that they do recognize the need to upgrade facilities and improve faculty capability but are unable to do so because of resource constraints. They also report that some of their faculty are part-time lecturers who do not have the advance degrees required of tenured faculty members.

HEI officials who participated in the FGDs conducted under this study also point out that two of the key factors that influence passing rates in PBEs are the admission and retention policies. By allowing the school to pre-select the students who are better prepared for higher education and to retain only those students who perform consistently during the course of their stay in the university (i.e., by ensuring that the university/ college has better material to work with), these policies obviously contribute to their good performance in PBEs. SUC officials note, however, that because their commitment to access and equity goals of public HEIs, they opt for open admissions and lenient retention policies. It also begs that the following question be asked: what are the minimum performance standards that HEIs should be expected to comply with? Are HEIs not giving students and their parents false hopes if they accept students who they do not expect to perform up to standards after graduation. This discussion underscores the need to measure the value added of HEIs to the knowledge, skills and productivity of students.

Admittedly, the passing rate in PBEs is not a sufficient measure of quality of instruction. One, graduates of many courses/ programs are not required to take PBEs. Two, many experts point out that employability and trainability are the acid test of the quality of instruction in higher education institution. Others further break this down into: (i) good communication skills, (ii) problem solving skills, and (iii) critical thinking skills. They further note that PBEs are not necessarily good in tracking down these skills among graduates of HEIs. However, because employability is not easy to track, passing rate in PBEs is oftentimes used as a proxy measure of quality of instruction in HEIs. Nonetheless, these points highlight the need for graduate tracer studies on a more regular basis.

Table 10. Passing rate in Licensure Examination for Teachers in secondary education, 2004-2011

	2004	2005	2006	2007	2008	2009	2010	2011
Abra State Institute of Science and Technology	12.6	12.2	12.3	5.3	12.3	13.9	8.6	16.5
Main	17.9	13.3	8.1	11.5	5.6	6.5	7.9	11.1
Bangued	9.4	11.4	15.9	2.0	15.7	20.0	9.0	19.4
Adiong Memorial Polytechnic State College	0.0	0.0	9.1	6.3	0.0	0.0	0.0	0.0
Agusan Del Sur State College of Agriculture and Technology	23.5	16.7	31.0	20.0	11.0	11.2	9.2	24.8
Aklan State University	14.1	17.1	28.1	21.9	27.7	17.8	18.8	32.1
Main	14.9	18.6	34.5	25.3	31.3	21.5	21.3	40.4
Kalibo	14.5	19.9	29.0	19.8	27.0	12.3	11.5	24.6
Ibajay	26.2	14.3	22.7	26.3	28.2	26.5	30.2	32.8
Makato	0.0	10.0	10.7	17.7	21.7	16.3	19.3	25.0
New Washington	7.7	9.4	21.6	14.6	21.2	9.1	14.5	24.1
Apayao State College	7.7	8.0	8.6	18.4	5.0	2.2	6.8	19.0
Main	0.0	3.7	11.1	9.4	3.2	0.0	6.7	13.3
Luna	11.1	13.0	5.9	35.3	11.1	9.1	7.1	26.5
Aurora State College of Technology	41.2	50.0	33.3	38.9	59.5	54.5	42.1	41.9
Basilan State College	3.4	4.6	4.8	4.1	9.8	5.7	5.2	5.9
Bataan Peninsula State University	28.0	29.6	32.3	30.8	36.7	28.8	28.5	32.3
Main	28.6	35.3	39.2	33.5	41.1	28.9	26.9	34.5
Dinalupihan	30.1	15.3	11.3	22.8	16.3	29.0	38.5	9.7
Orani	13.6	20.0	0.0	0.0	25.0	22.2	20.0	0.0
Batanes State College	20.0	16.7	0.0	0.0	4.2	0.0	0.0	13.8
Batangas State University	28.9	33.3	36.2	31.1	31.1	23.5	20.6	31.6
Main	32.7	36.7	38.4	34.1	34.9	24.7	25.7	38.0
Nasugbu	4.4	19.3	24.7	19.0	18.2	21.9	13.2	17.1
Malvar	25.0	42.9	50.0	20.0	33.3	18.2	13.6	35.0
Benguet State University	42.0	38.6	50.1	41.2	39.8	37.4	43.8	51.4
Main	48.4	43.7	56.3	45.1	43.5	42.5	49.9	54.5
Bokod	13.3	14.7	28.8	13.2	22.7	16.4	10.9	41.3
Buguias	12.9	28.6	26.3	20.0	22.6	5.0	4.7	21.4
Bicol University	33.7	17.0	23.9	12.7	22.2	11.9	14.1	17.7
Main	40.4	40.4	49.0	42.1	46.7	35.2	34.5	38.9
Gubat	0.0	10.0	16.7	20.0	32.0		12.9	14.3
College of Agriculture and Forestry	40.0	17.9	24.6	9.8	17.9	11.9	14.8	19.0
Daraga							50.0	52.4
Polangui	0.0	25.0	32.1	27.6	26.0	32.4	24.2	32.7
Tabaco	30.0	25.8	32.6	36.0	47.7	44.9	32.4	34.4
Bohol Island State University	27.3	30.2	33.3	42.6	41.6	42.7	33.3	42.2
Main	47.7	55.6	56.5	68.9	61.9	64.6	40.6	63.6
Bilar	43.9	38.9	48.0	44.4	54.5	56.5	47.1	53.8
Calape Polytechnic College	18.4	20.9	21.6	38.5	23.6	23.7	32.4	26.0
Candijay	13.3	16.2	6.8	13.2	27.0	20.6	12.8	18.2
Clarin	20.0	12.5	5.9	20.7	32.4	25.6	34.5	40.0
Bukidnon State University	17.7	14.4	22.3	15.6	22.3	15.7	12.9	17.8
Bulacan Agricultural State College	33.0	16.2	23.6	21.6	24.2	14.4	25.3	25.4
Bulacan State University	39.1	37.1	43.4	34.3	37.1	27.9	30.6	32.8
Main	39.1	37.1	43.4	34.3	37.1	27.9	30.6	34.4
Bustos							50.0	15.4
National Passing	27.2	25.9	32.5	29.1	33.1	26.8	24.8	29.5

**Table 10. Passing rate in Licensure Examination for Teachers in secondary education, 2004-2011
(continuation 1)**

	2004	2005	2006	2007	2008	2009	2010	2011
Cagayan State University	18.8	21.5	26.8	21.8	29.5	30.9	24.2	28.2
Aparri	13.0	21.9	39.3	19.2	22.9	28.6	39.1	37.3
Gonzaga	63.6	0.0	0.0	27.3	50.0	26.1	23.3	33.3
Lallo	29.2	27.3	27.8	33.3	29.0	25.9	18.2	31.4
Lasam			0.0		0.0		0.0	
Piat	19.4	4.3	26.1	28.2	23.8	36.7	27.1	28.1
Sanchez Mira	52.4	37.5	31.3	35.7	48.7	37.5	38.7	42.9
Tuguegarao (Carig)	14.6	22.3	25.7	19.2	28.3		19.5	20.3
Camarines Norte State College	20.2	17.7	22.7	18.8	29.7	19.6	22.0	26.3
Main	20.5	17.9	22.2	18.4	32.6	21.9	21.0	29.1
Labo	10.0	14.3	0.0	11.1	8.3	0.0	25.0	8.8
Mercedes	100.0	0.0				0.0	66.7	
Panganiban	16.7	17.6	35.3	33.3	13.3	0.0	21.1	23.3
Camarines Sur Polytechnic College	35.5	31.6	38.1	34.6	48.6	32.6	25.5	30.7
Main	37.0	29.4	46.4	35.6	50.0	40.0	33.3	33.3
Bicol College of Arts and Trades	34.0	32.0	35.3	33.3	48.6	32.4	25.4	30.5
Camiguin Polytechnic State College	8.6	10.4	19.2	12.5	20.7	13.2	11.2	27.1
Capiz State University	10.6	6.8	17.9	11.6	14.1	17.5	16.3	24.0
Main	0.0	13.6	20.0	11.2	15.6	16.5	18.0	24.2
Burias								21.7
Dayao	11.3	2.2	18.8	20.0	15.0	5.9	11.1	
Dumarao	7.0	10.0	8.3	0.0	0.0	0.0	0.0	5.0
Pilar		0.0	0.0		0.0		0.0	
Poblacion Mambusao	10.4	7.7	20.0	13.6	7.5	28.0	18.0	
Pontevedra	21.2	10.0	22.7	10.0	18.4	25.0	19.7	34.0
Sapian	0.0	0.0		100.0	33.3		0.0	33.3
Sigma	0.0	3.1	0.0	0.0	20.0	12.5	0.0	50.0
Tapaz	0.0	0.0	6.7	0.0	0.0	0.0	0.0	0.0
Caraga State University	15.9	17.5	24.3	17.8	22.6	21.3	17.3	29.3
Main	15.7	16.2	22.2	18.2	23.4	21.5	17.9	30.0
Cabadbaran	16.3	21.9	33.3	0.0	0.0	16.7	8.3	0.0
Carlos Hidalgo Memorial State College	28.0	24.3	32.5	24.1	26.3	26.5	22.8	33.4
Main	31.2	30.7	36.2	27.1	26.9	30.0	28.7	39.6
College of Fisheries	21.3	8.1	26.8	16.7	26.2	22.9	14.1	20.7
Bacolod	21.7	30.0	25.0	0.0	14.3	20.0	25.0	14.3
Catanuanes State College	11.0	13.8	18.4	16.9	20.1	13.5	15.9	20.3
Main	11.3	13.5	18.8	18.2	21.9	15.3	17.2	21.3
Panganiban	7.7	15.8	14.8	5.7	9.4	2.4	2.9	7.4
Cavite State University	24.5	15.4	28.9	18.3	29.3	19.5	21.0	21.7
Main	27.6	16.1	31.1	20.9	30.0	19.8	22.5	20.3
Carmona						33.3	14.8	21.9
Cavite City			64.3	15.8	47.8	44.4	42.1	41.7
Naic	6.7	10.8	21.1	17.5	17.9	10.1	23.4	24.7
Rosario	23.6	16.2	23.2	12.9	31.7	18.4	13.0	17.8
Cebu Normal University	51.5	49.6	62.7	56.9	64.1	52.3	53.1	60.1
Cebu Technological University	22.1	18.3	25.6	25.8	28.1	25.4	25.3	31.8
Main	25.3	22.8	30.5	26.8	30.5	31.9	29.8	39.1
Argao	60.0	48.3	71.4	66.7	62.1	40.6	58.8	70.0
College of Agriculture	9.1	7.3	7.1	18.2	22.2	15.8	21.1	11.8
College of Fisheries Technology	16.7	25.6	21.6	16.3	19.1	17.6	14.3	22.5
Daanbantayan	15.6	12.5	13.6	20.5	20.5	11.4	13.3	13.4
Danao City	37.8	23.5	40.0	44.4	40.0	44.7	59.4	48.6
Mandaue City	0.0	0.0	0.0			0.0	0.0	0.0
Moalboal	0.0	0.0	10.6	11.6	12.7	11.9	5.9	5.5
San Francisco	0.0	25.0	25.0	0.0	42.9	16.7	27.3	0.0
Tuburan	16.7	14.0	15.8	27.0	27.6	17.5	23.2	33.3
National Passing	27.2	25.9	32.5	29.1	33.1	26.8	24.8	29.5

**Table 10. Passing rate in Licensure Examination for Teachers in secondary education, 2004-2011
(continuation 2)**

	2004	2005	2006	2007	2008	2009	2010	2011
Central Bicol University of Agriculture	25.5	19.2	30.4	27.2	35.0	31.5	16.3	31.2
Main	29.2	20.2	25.2	25.4	34.4	36.6	16.8	31.0
Calabanga	9.1	16.1	37.5	25.0	38.0	23.3	16.7	31.0
Sipocot	21.7	18.9	46.9	38.7	34.1	12.1	12.5	32.2
Central Luzon State University	52.0	40.6	56.8	41.3	44.1	34.2	22.8	31.9
Central Mindanao University	49.4	49.0	58.0	46.4	55.8	58.6	53.7	61.7
Cotabato City State Polytechnic College	14.3	8.2	6.4	2.5	11.7	8.8	5.6	8.3
Cotabato Foundation College of Science and Technology	14.5	10.7	14.1	12.6	12.6	15.9	6.8	17.6
Davao del Norte State College	26.2	21.2	40.0	56.3	60.0	46.8	30.0	54.9
Davao Oriental State College of Science and Technology	43.5	35.3	46.4	54.0	43.9	56.7	45.3	56.3
Don Honorio Ventura Technological State University	10.7	17.3	22.1	17.1	28.8	18.5	19.0	25.7
Don Mariano Marcos Memorial State University	37.3	32.7	36.1	34.2	32.0	23.5	27.3	28.6
Main	34.8	15.4	23.8	34.5	32.0	19.4	28.6	33.3
Mid La Union	24.7	24.9	28.3	16.9	21.3	12.4	18.4	15.3
South La Union	49.2	43.8	43.3	46.2	41.3	34.5	33.5	39.3
Dr. E. B. Espinosa, Sr. Memorial State College of Agri & Tech	7.0	4.7	14.5	11.9	14.4	10.6	9.9	12.4
Eastern Samar State University	6.9	11.3	16.0	14.6	18.0	11.8	8.2	17.5
Main	9.3	16.4	25.0	19.8	23.8	18.0	13.9	29.9
Can-Avid	5.6	9.7	9.1	13.3	15.9	2.3	5.6	13.3
Guiuan	6.9	15.0	9.7	12.9	15.5	11.5	5.3	10.9
Salcedo	4.7	2.2	11.5	10.1	13.0	8.9	6.0	8.7
Eastern Visayas State University	10.3	16.5	15.3	13.1	19.0	14.9	12.2	14.1
Main	11.3	16.6	15.1	9.9	18.8	13.7	12.4	14.4
Burauen	0.0	20.0	17.6	6.9	6.9	13.2	15.9	20.3
Carigara College of Fisheries	13.3	13.3	35.7	17.4	15.0	23.3	5.7	13.5
Ormoc	19.0	22.7	12.2	28.4	28.4	22.0	17.1	15.5
Tanauan	2.8	11.3	10.5	6.8	17.0	0.0	5.6	8.1
Eulogio "Amang" Rodriguez Institute of Science and Tech	17.7	15.5	26.9	17.8	25.9	18.2	17.2	25.9
Guimaras State College-Main	13.3	30.2	42.9	32.9	26.5	20.5	29.2	28.0
Ifugao State University	15.7	18.7	26.0	22.2	16.7	32.4	22.4	34.3
Main	16.2	19.6	31.7	26.9	21.0	36.7	22.1	35.1
Lagawe	12.1	14.6	16.1	8.3	8.7	27.8	5.9	0.0
Potia	100.0	33.3	20.0	66.7	0.0	0.0	50.0	56.3
Tinoc				0.0	0.0	0.0	0.0	0.0
Ilocos Sur Polytechnic State College	25.8	27.5	32.4	21.7	20.0	20.0	14.8	16.7
Main	27.6	25.0	41.7	0.0	23.1	17.9	8.9	12.5
Candon	14.3	25.0	12.5	55.6	50.0	0.0	33.3	20.0
Cervantes		25.0	25.0	14.3	37.5	0.0	0.0	33.3
College of Arts and Science	50.0	39.1	42.9	33.3	18.2	33.3	27.3	21.7
College of Fisheries and Marine Sciences	10.0	20.0	42.9	0.0	0.0	10.0	20.0	0.0
Santiago	7.1	21.4	9.1	18.2	0.0	16.7	0.0	20.0
Iloilo State College of Fisheries	14.8	15.5	22.9	17.8	20.8	20.8	18.8	23.6
Main	16.3	16.1	18.3	16.7	19.3	18.6	15.6	21.1
Barotac Nuevo						0.0		
Dingle	26.5	5.6	38.5	11.1	11.1	20.0	15.0	20.0
Dumangas	2.0	14.9	22.4	4.5	16.7	20.8	23.5	23.9
San Enrique	16.1	19.4	30.8	28.8	32.0	25.0	23.5	27.7
National Passing	27.2	25.9	32.5	29.1	33.1	26.8	24.8	29.5

**Table 10. Passing rate in Licensure Examination for Teachers in secondary education, 2004-2011
(continuation 3)**

	2004	2005	2006	2007	2008	2009	2010	2011
Isabela State University	12.7	14.4	17.3	11.7	18.4	15.1	14.6	18.4
Main	16.6	19.2	20.0	14.9	20.6	17.2	15.5	21.4
Angadanan	5.7	8.1	9.5	4.3	7.0	7.9	2.2	3.2
Cabagan	17.0	15.1	22.3	13.0	19.2	14.1	20.0	23.2
Cauayan	13.1	24.6	14.3	14.3	18.3	14.3	13.9	17.0
Ilagan	7.7	6.8	13.0	5.7	16.4	6.7	9.7	10.2
Jones		0.0		40.0	46.7	33.3	13.6	43.5
Roxas	80.0	20.0	11.1	29.4	35.0	28.6	25.0	36.4
San Mariano	0.0	15.6	14.3	7.1	6.9	22.2	12.1	11.0
San Mateo	8.3	13.3	33.3	0.0	20.0	46.2	20.0	39.1
Jose Rizal Memorial State College	10.9	12.1	16.8	15.8	33.5	24.3	13.4	7.2
Main	11.8	17.4	19.0	19.2	36.8	33.3	21.6	9.0
Katipunan National Agricultural School	26.3	15.8	65.0	37.5	50.0	36.4	11.1	20.0
Dipolog	6.4	4.5	4.9	3.4	25.3	12.9	5.1	4.5
Siocon				0.0	0.0	0.0	0.0	0.0
Josefina H. Cerilles State College	9.5	7.8	16.2	9.6	15.8	19.5	10.6	5.9
Main		7.2	16.5	9.9	14.9	21.4	10.6	6.6
Canuto M.S. Enerio College of Arts and Trades	9.5	12.5	13.3	7.7	21.6	3.7	10.3	0.0
Kalinga-Apayao State College-Main	17.0	8.9	12.8	9.0	17.4	22.1	14.4	25.0
Laguna State Polytechnic University	16.4	18.5	24.8	20.4	23.0	17.4	15.5	19.7
Main	17.5	16.9	27.7	20.0	24.0	16.2	12.9	21.7
Los Baños College of Fisheries	17.6	19.8	23.4	14.5	32.5	19.0	15.7	25.2
Laguna College of Arts and Trades	14.1	16.9	24.0	21.5	21.0	16.0	13.8	14.4
San Pablo City	17.4	23.5	19.8	20.6	21.5	20.2	21.3	26.3
Leyte Normal University		24.7	38.6	33.7	36.7	30.6	29.5	36.3
Mariano Marcos State University	25.6	37.0	36.0	39.3	56.3	41.9	32.0	37.9
Main	29.5	42.2	25.8	51.7	51.4	24.2	50.0	31.3
College of Education	48.5	59.3	62.4	66.0	76.3	70.5	40.6	53.0
College of Technology	10.6	19.1	13.7	11.3	29.2	16.9	14.8	21.9
Marikina Polytechnic College	15.9	14.2	15.9	11.4	28.3	27.7	28.6	38.5
Marinduque State University	26.8	26.7	33.8	35.8	29.5	24.2	28.0	24.2
Main	29.6	27.9	34.2	36.0	29.4	25.0	27.9	23.7
Sta. Cruz	10.0	0.0	28.6	33.3	33.3	0.0	50.0	50.0
Torrijos	0.0	0.0	0.0	0.0			0.0	33.3
Mindanao State University	29.2	25.1	29.9	28.1	30.1	27.5	22.7	24.5
Main- Marawi	30.7	29.3	30.4	29.0	31.0	25.4	23.4	24.2
Iligan Institute of Technology	56.0	50.9	68.1	62.4	65.3	50.5	51.0	57.5
Buug	5.1	10.0	20.8	9.6	15.1	18.6	16.0	9.1
General Santos	53.7	52.0	50.3	50.5	49.6	56.6	45.3	44.0
Maigo School of Arts and Trades	39.5	31.3	44.1	19.6	40.5	35.3	24.0	18.5
Lanao Del Norte Agricultural College	12.5	16.7	100.0	0.0	0.0	0.0	20.0	22.2
Lanao National College of Arts and Trades	0.7	1.0	0.7	1.0	1.1		0.0	0.0
Maguindanao	13.2	4.8	8.9	11.4	11.1	19.3	10.2	12.7
Naawan			50.0	50.0	62.5	46.9	25.0	50.0
Sulu Development Technical College	1.4	0.7	2.7	2.4	4.1	5.8	0.8	3.6
Tawi-Tawi College of Tech and Oceanography	7.9	7.8	7.5	8.3	16.1	14.1	3.3	6.3
Mindanao University of Science and Technology	27.9	38.9	34.0	29.0	39.6	32.5	28.7	29.4
Mindoro State College of Agriculture and Technology	18.3	23.1	22.0	32.0	31.0	22.4	20.4	24.6
Main	30.6	26.1	28.3	32.9	42.6	38.5	44.7	48.8
Bongabong	10.0	0.0	25.0	40.0	16.2	15.2	28.3	25.0
Calapan	14.9	23.7	18.8	31.0	30.0	19.8	14.7	20.7
National Passing	27.2	25.9	32.5	29.1	33.1	26.8	24.8	29.5

**Table 10. Passing rate in Licensure Examination for Teachers in secondary education, 2004-2011
(continuation 4)**

	2004	2005	2006	2007	2008	2009	2010	2011
Misamis Oriental State College of Agriculture and Tech	22.4	15.4	31.9	19.4	26.1	25.0	25.0	18.4
Mountain Province State Polytechnic College	20.2	22.9	22.6	24.2	25.1	16.5	15.0	31.8
Main	21.5	21.2	25.9	21.9	22.1	15.2	15.1	31.1
Mt. Data	0.0		50.0	0.0	20.0	33.3	0.0	
Tadian	16.7	29.0	7.4	31.4	35.6	20.6	15.6	35.5
Naval State University	7.0	8.7	12.7	6.1	10.1	7.8	9.5	14.1
Main	5.9	8.6	13.6	6.1	9.9	7.3	7.7	12.0
Biliran	10.5	9.1	9.3	6.1	10.4	8.8	12.5	18.0
Negros Oriental State University	13.7	13.2	19.4	15.7	21.7	12.4	14.2	17.5
Main	15.4	15.8	23.8	20.4	31.8	17.6	16.4	27.1
Bayawan	4.3	6.8	14.0	17.0	22.5	12.1	12.9	12.4
Genaro Gofii Memorial College	7.4	11.1	21.6	16.7	16.2	10.5	16.7	14.9
Guihulngan	13.0	10.3	9.4	7.1	9.2	7.2	10.9	11.5
Mabinay Institute of Technology				0.0				
Siaton Community College	29.4	18.2	46.7	33.3	19.0	10.0	0.0	14.3
Negros State College of Agriculture	25.6	15.4	26.3	30.4	22.4	25.6	10.9	24.6
North Luzon Philippines State College	48.4	44.0	66.7	38.1	52.6	41.2	54.8	42.9
Northern Iloilo Polytechnic State College	11.1	10.4	14.1	11.6	19.2	12.8	11.5	22.5
Main- Estancia	11.8	9.8	18.9	11.4	19.6	13.7	15.4	22.2
Ajuy	10.5	20.0	25.0	21.7	44.4	20.0	7.7	34.4
Barotac Viejo	12.5	11.9	8.1	10.0	9.4	20.0	11.4	29.7
Batad	4.0	13.6	20.0	7.7	30.0	12.5	5.3	21.7
Concepcion	13.7	16.2	14.8	14.3	21.7	7.6	9.8	20.6
Lemery	13.3	6.7	0.0	7.1	21.4	11.1	7.7	0.0
Victorino Salcedo	0.0	0.0	0.0	0.0	10.0	15.0	12.0	0.0
Northern Negros State College of Science and Technology	10.1	5.3	12.5	11.7	16.7	13.1	9.9	15.5
Northwest Samar State University	15.4	12.9	24.3	14.7	14.8	21.3	14.0	21.8
Main	19.5	13.5	27.8	17.3	17.5	25.0	17.2	25.5
Samar State College of Agriculture and Fishery	3.7	10.0	12.5	7.9	6.5	11.4	6.1	13.4
Northwestern Mindanao State College of Science and Tech	16.7	6.7	34.6	47.6	32.1	9.1	18.2	17.6
Nueva Ecija University of Science and Technology	14.6	10.9	15.7	13.0	16.6	13.6	10.0	13.9
Main	16.3	12.6	17.4	13.4	17.2	14.8	10.7	14.2
San Isidro	10.6	6.6	7.8	8.1	13.9	8.1	8.9	14.2
Sebani Estate Agricultural College	16.0	9.8	13.0	23.1	16.1	17.3	7.1	11.2
Nueva Vizcaya State University	24.3	28.4	33.6	30.3	37.2	25.0	21.5	28.2
Main	26.7	31.4	37.7	32.5	43.8	25.0	23.9	30.0
Bambang	21.3	25.2	24.3	26.4	22.0		18.1	25.8
Occidental Mindoro State College	22.6	12.3	20.3	17.6	17.9	13.1	20.0	18.6
Main	23.0	12.4	20.5	17.7	18.2	13.1	20.0	18.7
Labangan	0.0	0.0	0.0	0.0	0.0			0.0
Palawan State University	23.9	26.0	35.2	32.5	40.5	40.5	34.1	37.3
Main	36.5	37.9	46.5	44.5	52.0	47.6	50.0	54.9
Brooke's Point	11.8	19.0	32.1	22.2	27.9	33.3	35.7	18.5
Araceli	100.0						0.0	
Coron		100.0	20.0	0.0	14.3	100.0	0.0	33.3
Cuyo	10.0	7.1	25.0	42.9	31.3	40.5	8.3	12.5
Narra								0.0
Palawan College of Arts and Trades	4.6	7.2	9.5	9.4	13.3	20.7	0.0	0.0
Quezon	18.2	24.3	50.0	17.6	32.4	47.4	33.3	29.4
Roxas	25.0	10.0	27.3	30.0	46.7	50.0	28.6	21.7
Taytay			0.0					
National Passing	27.2	25.9	32.5	29.1	33.1	26.8	24.8	29.5

**Table 10. Passing rate in Licensure Examination for Teachers in secondary education, 2004-2011
(continuation 5)**

	2004	2005	2006	2007	2008	2009	2010	2011
Palompon Institute of Technology	7.9	4.8	17.1	11.6	18.6	12.6	14.4	23.1
Main	8.7	5.2	20.0	14.8	22.2	12.9	16.8	25.8
Tabango	5.6	3.2	7.1	5.9	4.8	11.8	0.0	10.5
Pampanga Agricultural College	23.1	26.5	30.2	23.5	39.9	22.0	21.0	30.3
Pangasinan State University	27.7	27.2	32.6	26.8	32.7	24.4	20.6	27.5
Main	17.9	22.3	26.5	23.5	27.0	22.5	18.8	24.6
Asingan	10.2	10.0	22.5	10.5	27.4	4.9	7.1	15.4
Bayambang	49.8	45.4	46.4	41.2	48.5	43.1	42.9	55.1
Binmaley	13.0	10.3	21.4	11.5	29.0	30.0	3.1	12.5
Infanta	31.3	10.5	42.3	28.0	33.3	22.7	12.5	34.2
San Carlos City	23.3	16.5	24.6	14.5	24.2	13.9	10.9	12.7
Sta. Maria	25.0	27.3	32.6	24.4	40.0	13.3	10.8	14.8
Urdaneta City	58.8	25.0	33.3	18.2	62.5	28.6	0.0	27.3
Partido State University	18.9	15.7	16.7	14.3	27.5	22.1	23.8	22.4
Main	19.1	15.8	16.7	14.3	27.5	22.1	23.8	22.5
San Jose Campus	0.0	0.0						0.0
Philippine Normal University	76.2	69.5	76.1	78.5	79.2	73.0	71.3	76.2
Main	83.4	76.6	84.0	87.3	88.0	84.3	83.3	86.2
Agusan	79.2	75.7	74.2	73.0	77.3	65.2	65.9	74.3
Alicia	66.0	57.3	67.5	62.5	70.0	50.9	44.7	53.2
Cadiz	35.3	32.8	33.3	36.0	59.0	50.5	48.3	63.8
Lopez	9.8	24.4	19.5	22.5	7.0	9.1	10.0	26.0
Philippine State College of Aeronautics	6.5	25.8	19.5	10.0	11.8	12.3	27.5	24.3
Main	9.1	15.4	31.6	5.6	17.4	13.2	14.3	27.9
Fernando Air Base	0.0	66.7	0.0	0.0	7.1	5.6	14.3	11.1
Mactan Air Base	0.0	37.5	20.0	37.5	10.0	18.8	25.0	23.1
Pampanga Extension	0.0	14.3	0.0	0.0	0.0	11.1	54.5	20.0
Polytechnic University of the Philippines	44.6	39.3	50.0	42.6	45.3	41.2	34.6	36.1
Main	58.6	53.5	64.8	58.1	60.3	58.0	47.7	44.0
San Pedro					53.3	45.6	49.2	41.4
Sta. Rosa				50.0	67.9	53.6	58.7	68.4
Commonwealth		16.7	55.2	27.8	57.6	38.1	43.2	35.9
Lopez	19.7	14.3	19.1	19.7	24.0	28.4	17.7	28.5
Maragondon	23.0	25.4	27.8	29.0	33.6	26.3	19.0	27.2
Mariveles	20.0	27.3	31.5	18.2	25.4	24.7	16.8	22.3
Mulanay	7.7	5.9	14.3	8.2	16.3	8.9	6.5	14.6
Ragay	6.8	18.5	18.4	6.9	13.7	10.7	13.5	17.9
Sta. Maria, Bulacan							80.0	42.2
Sto. Tomas	33.3	23.7	43.8	35.3	33.8	33.8	42.2	44.1
Taguig	80.6	50.0	55.0	74.5	74.0	66.2	60.3	74.3
Unisan	7.9	1.7	13.1	6.1	7.5	6.3	11.7	12.1
Quirino State College	21.6	15.9	32.4	22.8	36.4	19.6	20.8	32.8
Ramon Magsaysay Technological University	24.7	17.2	24.5	24.8	25.3	14.3	16.2	18.3
Main	17.2	9.1	18.7	23.5	24.0	12.3	16.4	18.5
Botolan					0.0	30.0	8.3	16.7
Candelaria								50.0
Castillejos								25.0
Sta. Cruz							0.0	0.0
Western Luzon Agricultural College	28.7	18.2	34.0	25.4	32.6	17.2	18.8	17.2
Rizal Technological University	24.2	25.1	29.5	24.5	30.4	30.9	35.9	45.1
National Passing	27.2	25.9	32.5	29.1	33.1	26.8	24.8	29.5

**Table 10. Passing rate in Licensure Examination for Teachers in secondary education, 2004-2011
(continuation 6)**

	2004	2005	2006	2007	2008	2009	2010	2011
Romblon State University	12.6	8.5	15.7	16.4	17.5	14.9	17.3	28.3
Main	12.6	8.9	16.8	16.7	17.1	15.9	16.0	35.1
Calatrava						0.0	14.3	0.0
San Agustin					0.0	11.1	0.0	0.0
San Andres	11.1	5.3	0.0	0.0	8.3	10.0	16.7	0.0
Cajidiocan							0.0	8.3
Sta. Fe						0.0	20.0	0.0
Sta. Maria							0.0	14.3
Sawang					32.3	17.4	28.2	35.3
San Fernando	12.5	0.0		28.6	12.1	9.7	15.8	16.7
Samar State University	9.4	11.0	17.9	14.0	21.5	12.0	10.5	16.2
Main	9.5	11.3	18.5	13.9	22.3	12.2	10.3	16.2
Mercedes	7.7	0.0	0.0	16.7	0.0	0.0	13.3	16.7
Siquijor State College	14.3	21.3	28.2	22.0	32.7	29.6	20.0	36.4
Sorsogon State College	19.5	17.3	25.6	24.2	29.5	18.5	20.0	26.5
Main	21.6	22.5	27.6	29.7	35.3	24.0	24.6	34.1
Castilla	16.7	16.7	0.0	45.5	62.5	12.5	21.1	15.8
Magallanes								50.0
Institute of Management and Information Tech	9.6	5.9	15.0	4.9	6.5	2.3	7.4	12.9
Southern Leyte State University	19.5	15.8	28.9	13.8	21.8	17.3	15.3	28.4
Main	0.0	7.7	0.0	30.0	33.3	8.6	6.1	15.9
Bontoc	15.8	0.0	16.7	0.0	22.6	37.5	0.0	0.0
Hinunangan	14.3	7.1	32.0	3.7	8.1	11.1	19.4	19.2
San Juan	19.5	11.7	26.1	14.2	19.7	12.3	16.1	30.0
Tomas Oppus	22.9	28.6	37.3	16.3	25.0	29.4	17.0	33.5
Southern Luzon State University	34.1	32.1	31.0	31.6	36.9	27.4	33.2	32.8
Main	39.3	37.0	36.2	38.2	49.8	40.2	44.1	41.9
Tagkawayan	5.6	7.7	13.8	3.2	13.1	3.2	11.5	19.6
Alabat			0.0	25.0	25.8	14.8	22.7	11.8
Infanta	20.8	0.0	16.0	10.0	11.8	8.3	8.7	7.0
Lucena						100.0		
Polilio							100.0	
Southern Phils. Agri., Bus., Marine & Aquatic School of Tech.	11.8	11.2	19.6	19.8	21.6	21.8	17.8	20.6
Main	11.8	11.2	19.6	20.1	21.1	23.1	20.2	20.5
Digos				12.5	23.7	12.9	7.8	20.8
Sultan Kudarat State University	9.8	16.2	18.6	17.3	16.1	21.6	15.5	15.3
Main	9.8	16.2	18.6	17.3	16.1	21.6	15.8	15.6
Isulan							0.0	0.0
Kalamansig								0.0
Sulu State College	0.0	0.0	2.3	0.0	8.1	3.2	0.0	2.5
Surallah National Agricultural School								100.0
Surigao Del Sur State University	9.1	8.9	10.2	13.3	19.1	17.4	15.2	12.7
Main	9.0	6.4	15.2	16.9	21.3	22.8	12.5	20.0
Cagwait								0.0
Liangá	2.5	3.4	2.3	12.0	7.1	6.2	7.9	4.4
San Miguel	8.3	0.0	12.0	7.1	11.1	5.0	0.0	0.0
Cantilan	15.4	14.8	7.0	13.5	25.2	24.0	17.6	13.5
Tagbina	12.5	12.5	20.0	6.7	13.3	18.5	22.7	14.3
Surigao State College of Technology	7.8	8.9	12.0	12.7	17.1	11.3	8.1	13.4
Main	8.4	10.0	12.4	13.1	16.8	11.8	8.6	13.9
Del Carmen	0.0	0.0	6.7	5.3	26.7	5.3	0.0	0.0
National Passing	27.2	25.9	32.5	29.1	33.1	26.8	24.8	29.5

**Table 10. Passing rate in Licensure Examination for Teachers in secondary education, 2004-2011
(continuation 7)**

	2004	2005	2006	2007	2008	2009	2010	2011
Tarlac College of Agriculture	40.3	25.2	25.7	39.7	46.3	14.7	20.0	25.7
Tarlac State University	19.7	21.2	24.4	24.8	26.5	20.5	21.6	24.3
Tawi-Tawi Regional Agricultural College	0.0	0.0	1.3	0.0	4.9	3.8	0.0	0.0
Technological University of the Philippines	37.3	30.2	38.7	33.9	43.7	39.3	34.9	36.6
Main	35.3	27.8	36.6	30.4	39.8	35.5	29.3	33.7
Caviye	48.8	43.8	55.3	51.6	64.5	54.3	55.1	47.7
Taguig	66.7	50.0		0.0	100.0		50.0	100.0
Visayas	100.0	75.0	50.0	40.0	40.0	66.7	80.0	75.0
University of Antique	25.6	19.4	42.6	34.3	34.8	24.6	31.6	36.8
Hamtic	0.0	16.7	50.0	0.0	0.0	33.3	100.0	0.0
Main	24.6	15.4	44.1	31.1	33.3	17.0	32.5	37.9
Tario Lim Antique School of Fisheries	50.0	42.9	30.8	66.7	53.3	63.2	21.4	31.6
University of Eastern Philippines	6.2	10.3	15.4	11.8	19.5	16.7	13.0	16.3
Main	7.0	10.7	16.7	12.7	20.3	17.2	13.9	17.7
Catubig	0.0	11.1	8.8	16.3	22.0	23.8	7.4	6.3
Laoang	3.2	8.6	11.9	5.1	14.6	10.5	10.8	12.8
University of Northern Philippines	18.8	32.1	25.0	31.9	35.7	45.2	22.4	25.2
University of Rizal System	22.9	21.0	25.6	22.2	28.8	24.0	20.3	23.7
Main- Tanay	32.9	30.7	40.8	24.7	34.9	21.8	12.5	26.5
Angono	29.5	25.9	33.9	18.8	24.7	24.5	18.5	14.4
Antipolo				0.0	50.0	40.3	31.7	34.5
Binagonan			0.0	66.7	33.3	0.0	12.5	40.0
Cainta	10.0	13.3	14.3	4.7	23.4	24.6	14.3	18.5
Cardona								0.0
Morong	20.2	19.6	20.9	21.3	28.4	22.8	18.9	22.4
Pililia	45.8	20.5	20.0	37.8	25.8	25.4	15.8	30.2
Rodriguez	25.0	16.0	42.2	27.5	26.7	21.1	28.2	29.4
Taytay							30.8	12.5
University of Southeastern Philippines	41.2	40.6	45.8	42.0	48.6	43.3	41.0	46.9
Main	44.3	42.4	48.7	44.1	54.3	46.5	44.6	52.9
Bislig	0.0		0.0	0.0	0.0	0.0		0.0
Tagum	0.0	0.0	28.6	33.3	27.3	14.3	29.2	50.9
Mabini	31.5	35.9	31.8	33.3	28.8	28.3	21.3	11.7
University of Southern Mindanao	18.5	18.0	22.3	21.4	30.6	24.6	21.8	25.5
Main	17.5	18.0	22.8	22.1	29.1	24.2	23.1	26.2
Kidapawan	24.1	17.6	18.4	17.0	37.9	26.8	17.1	23.4
University of the Philippines	97.7	96.8	98.2	98.0	95.5	95.5	95.1	94.3
Main- Diliman	98.2	97.4	98.2	99.1	98.0	97.6	97.3	93.8
Los Baños	100.0	96.4	97.6	97.5	96.8	94.1	94.9	96.4
Visayas Tacloban College	90.0	94.7	100.0	88.9	100.0	88.9	72.2	100.0
Baguio	100.0	97.0	100.0	96.2	100.0	100.0	100.0	100.0
Cebu	80.0	88.2	94.1	100.0	80.7	72.7	75.0	68.8
Diliman (Pampanga)	100.0	75.0	100.0	71.4	80.0	100.0		100.0
Manila	92.9	100.0	100.0	100.0	100.0	100.0	100.0	100.0
Manila (Palo Leyte)	100.0				33.3			
Mindanao	100.0	100.0	100.0	85.7	80.0	100.0	100.0	
Visayas	95.4	100.0	100.0	100.0	97.6	100.0	100.0	100.0
National Passing	27.2	25.9	32.5	29.1	33.1	26.8	24.8	29.5

**Table 10. Passing rate in Licensure Examination for Teachers in secondary education, 2004-2011
(continuation 8)**

	2004	2005	2006	2007	2008	2009	2010	2011
Visayas State University	19.5	18.5	37.7	25.5	34.4	21.0	20.1	29.8
Main	51.7	35.6	68.8	54.4	62.1	41.8	40.6	63.9
Villaba	3.6	5.8	6.4	5.9	11.3	9.1	1.9	11.3
Alang-Alang	11.0	7.1	16.7	4.8	7.7	7.7	0.0	9.7
Isabel	22.2	29.3	30.0	7.7	35.3	5.0	11.1	10.0
Tolosa	14.3	27.8	23.1	20.0	30.0	4.5	7.4	15.2
West Visayas State University	41.8	40.4	48.6	42.7	47.1	44.0	38.5	45.2
Main	68.6	62.3	71.8	62.2	62.6	60.8	52.9	57.8
Calinog	4.6	6.0	13.3	15.1	14.6	18.2	10.5	25.4
Himamaylan								58.3
Janiuay	27.8	27.1	18.3	28.4	32.2	22.0	38.9	42.6
Lambunao	17.7	5.2	17.3	16.7	21.4	25.4	15.0	27.1
Pototan	11.4	19.2	30.3	18.2	20.8	21.2	17.6	25.8
Western Mindanao State University	23.3	26.9	25.9	20.4	28.0	24.6	20.9	22.2
Main	23.5	27.6	26.4	21.0	28.4	25.2	21.7	23.7
Alicia								50.0
Aurora								0.0
Imelda								33.3
Ipil							0.0	15.4
Mabuhay								33.3
Malangas							0.0	0.0
Molave								0.0
Olutanga							0.0	0.0
Pagadian								20.0
Siay								0.0
Tampilisan	16.7	18.8	5.9	0.0	18.2	13.8	13.9	10.3
Zamboanga Del Sur Agricultural College	28.6	7.7	37.5	18.2	33.3	0.0	0.0	12.5
Western Philippines University	35.0	30.8	46.3	42.7	51.3	59.5	33.3	44.8
Main	35.0	30.8	46.3	42.7	51.3	59.5	33.8	41.5
Puerto Princesa							0.0	80.0
Western Visayas College of Science and Technology	21.3	26.3	35.0	29.2	35.0	28.9	31.8	43.0
Main	22.4	27.5	38.8	32.8	39.9	26.5	30.4	48.8
Barotax Nuevo	0.0	19.4	27.8	15.0	44.8	17.9	14.3	30.8
Dumangas		0.0		0.0	0.0	50.0		
Leon	16.0	20.9	10.3	18.8	18.9	21.9	25.0	38.9
Miagao	24.1	27.6	31.8	26.5	29.1	34.8	38.2	34.3
Zamboanga City State Polytechnic College	3.9	4.9	2.8	8.3	9.2	7.1	5.7	6.0
Zamboanga State College of Marine Sciences and Tech.	3.9	11.2	9.1	15.5	16.4	15.2	8.5	17.5
National Passing	27.2	25.9	32.5	29.1	33.1	26.8	24.8	29.5

Manasan (2011) analysed the determinants/ correlates of PBE passing rates. The most robust determinants of PBE passing rates were found to be the quality of faculty as measured by the proportion of the faculty with advanced degrees and the presence of Centers of Excellence and/or Centers of Development in the SUC.

3. CONCLUSION AND RECOMMENDATIONS

A review of the mandates of the various SUCs in the selected regions covered by this study indicates that the mandates of a number of SUCs (as spelled out in their Charters) are fairly broad to start with. But beyond this, the Charters of most SUCs allow them to offer programs outside of their *core* mandates. Thus, it is not surprising to see many SUCs offering programs outside of their core mandates.

Given the broad mandates of SUCs, it is not surprising that there is substantial duplication in their program offerings relative to those of PHEIs and other SUCs in the same region where they operate. Over 70% of all the SUCs in the Philippines and for which there is data registered duplication rates (computed based on number of programs offered) that are upwards of 75% in 2005-2011. The duplication rate is generally higher when computed based on total enrollment rather than on total number of programs offered. On the average, the program duplication rate for the SUCs covered under this study varies from 78%-81% if computed based on total number of program offerings and 92%-94% if computed based on total enrollment. Moreover, high rates of program duplication appeared to be associated by an increase in the number of programs offered by SUCs during the period. Thus, around 80% of the SUCs covered by this study are found to have increased the number of programs they are offering in 2005-2011.

While some SUC officials raised the view that the number of programs that SUCs offer and program duplication among SUCs and PHEIs are non-issues, program duplication may be considered a problem for a number of reasons. One, the number of programs offered by SUCs has been found empirically to tend to increase per student cost of SUCs (Manasan 2011). Two, when SUCs offer programs that PHEIs traditionally offer, PHEIs are effectively crowded out because the tuition fees charged by SUCs is significantly lower than that of PHEIs.

Moreover, PHEI officials lament not so much the competition but the fact that the competition is unfair. Many PHEI officials report that while the CHED strictly enforces its Policies, Standards and Guidelines (PSG) on PHEIs, the same rules are not applied as strictly on SUCs. Thus, they observe that some SUCs are allowed to offer courses despite the fact that said SUCs do not have the requisite facilities and qualified faculty.

There appears to be a lack of clarity on the supervisory and regulatory powers of the CHED on SUCs. Some CHED regional officials say that CHED law (Republic Act 7722) gives the CHED supervisory and regulatory powers over all higher education institutions, including SUCs. However, other CHED regional officials admit that CHED has difficulty applying the same standards on SUCs because of the so-called “autonomy” that their Charters vest on SUCs.

At the same time, the quality of instruction in Philippine higher education has remained stagnant at a low level over the years. To wit, the median passing rate for 38 PBEs for which we have data for 2004-2011 ranged from 40% to 48% during the period. Also, only 10 out of these 38 PBEs had average passing rates above 60% and only 6 had passing rates above 70%.

Although SUCs perform better than PHEIs in over 84% of PBEs, SUCs have been able to improve their advantage further relative to PHEIs in the last 7 years in about 31% of the PBEs where SUCs have an edge over PHEIs but the edge that SUCs used to enjoy in the early part of the period has been eroded in over 69% of these PBEs. But perhaps more worrisome than the persistently low overall average passing rate in PBEs is the preponderance of SUCs/ PHEIs with zero passing rate in many PBEs in 2004-2011. Furthermore, closer scrutiny of SUCs’ passing rate in PBEs indicate that a good number of them post passing rates that are well below the national average passing rate year after year.

To help rationalize program offerings of SUCs and improve quality of instruction, it is recommended that CHED enforces more vigorously its policy of closing existing programs of SUCs and PHEIs alike where these HEIs' performance is under par year after year. Given the persistent poor performance of some satellite campuses of SUCs, the CHED should also consider applying this rule to satellite campuses independently of main campuses.

There is also a need to improve CHED's ability to ensure that SUCs' program offerings comply with its Policies, Standards and Guidelines (PSGs) for these programs. On paper at least, CHED's policy on this matter appears clear and well-laid out. CHED Memorandum Order (CMO) No. 30, Series of 2009 provides that the Manual of Regulations on Private Higher Education (MORPHE) of 2008 (as laid out in CMO No. 40, Series of 2008) to SUCs and Local Universities and Colleges (LUCs) mandates all SUCs and LUCs to comply with its provisions. At the same time, CMO No. 17, Series of 2009 directed SUCs to ensure that the degree programs they offer comply with the PSGs. It also directs SUCs Presidents to submit all proposals related to the opening of new programs, revision of curriculum and establishment of extension programs to the Office of the CHED Chairman prior to the submission to the Governing Board. It further provides that CHED's Office of Programs and Standards will conduct the evaluation/ assessment of the proposed program offering to ensure compliance with the PSGs and that the SUCs Governing Board shall not approve the opening or offering of degree programs without the recommendation of the CHED.

However, the FGDs conducted under this study indicate that these PSGs have not always been strictly enforced in the case of SUCs. Thus, it is apparent that there is a need for greater clarity in CHED's supervisory and regulatory authority over SUCs.

Who is responsible for monitoring SUCs compliance with the PSGs? On the one hand, the evaluation/ assessment of the proposed program offerings of SUCs is highly centralized at present as it is supposed to be done by the Office of Programs and Standards at the CHED central office (as per CMO No. 17, s2009). On the other hand, while CMO 30, s2009 does not explicitly state which unit in CHED is tasked to monitor and ensure the effective application of the MORPHE on SUCs, it is implied by CMO No. 40, s2008 that it is the CHED regional office which will do this as it is the CHED regional office which takes on this responsibility in the case of private higher education institutions. Note that the application of the MORPHE on SUCs involves not just the evaluation and assessment of *proposed* program offerings but also the monitoring and enforcement of the PSGs with respect to *existing* program offerings of SUCs. Apparently, it is this ambiguity in the official issuances of the CHED which gives rise to the confusion in the field. Thus, the ability of CHED's regional offices to monitor SUCs' compliance to the PSGs has been patchy at present. To resolve this uncertainty, the CHED has to weigh the advantages/ disadvantages of centralization over decentralization with respect to the monitoring of SUCs.

Who is responsible for enforcing compliance of SUCs to the PSGs? CHED's Strategic Plan for 2011-2016 states that "in the case of SUCs, the Commissioners who sit as Chairmen of the SUCs' Board of Trustees/ Regents shall ensure that SUCs' program offerings meet set standards." However, the FGDs conducted under this study suggest that the Commissioners who sit as Chairmen of the SUCs' Board have not always been successful in carrying out this task. It is not clear whether the Commissioners have not been sufficiently briefed regarding the findings of the monitoring of SUCs' compliance to the PSGs or whether they have not been able to sufficiently influence the discussion in the Board. SUCs officials and CHED regional officials note that the Commissioner has only one vote in the Board. Related to this, it should be noted that CHED regional director likewise sits as a non-voting member (i.e., observer/ resource

person) in the SUCs' Board. In this regard, CHED regional officials say that their opinions are not always sought during the Board meetings. A suggestion made during the FGDs to make the CHED regional director a regular member of the SUCs' Board is worth considering.

Issue of incentives. As discussed above, the FGDs also indicate that offering of programs that are popular or in-demand is seen by a number of SUC officials as a form of income generating project (IGP). Note that increased enrollment is likely to lead to higher subsidy from the national government because the NG subsidy is basically driven by enrollment. Moreover, higher enrollment also results in higher income from student fees other things being equal.

In order to correct for this unintended consequence of the normative funding formula, there is a need to adjust the formula so that SUCs do not get an additional subsidy from the national government for the additional enrollment resulting from their offering popular programs. That is, SUCs may be allowed to offer popular programs provided they meet CHED standards and provided they shoulder the full cost of doing so.

One of the SUCs in Visayas revealed that when it was pressured to offer Nursing when the course was very much in demand, they did so but charged higher tuition per unit for the course compared to the tuition per unit charged for their other programs. Officials of the SUC narrate that when the program had to be downsized later on, the adjustment cost was not as difficult.

Improving quality of instruction. During the FGDs, SUC officials relate some of the measures they have implemented to improve their passing rate in PBEs. These measures include the conduct of review classes and the administration of pre-board examinations where non-passers are not given certification needed to take the PBE. Many of these measures will certainly improve the passing rate but will not necessarily improve or uplift the quality of instruction. The more effective measures to improve quality of instruction based on evidence available to date include faculty development and facilities upgrading.

Bibliography

- Act No. 1870. *An Act For The Purpose Of Founding A University For The Philippine Islands, Giving It Corporate Existence, Providing For A Board Of Regents, Defining The Board's Responsibilities And Duties, Providing Higher And Professional Instruction, And For Other Purposes* [online]. <http://www.chanrobles.com/acts/actno1870.html> [Accessed 23 April 2012].
- Batas Pambansa Blg. 12. *An Act Establishing The University Of Southeastern Philippines* [online]. <http://www.chanrobles.com/bataspambansa/bataspambansablg12.html> [Accessed 23 April 2012].
- Batas Pambansa Blg. 145. *An Act Converting The Lucban National College, Its Units And Branches Into The Southern Luzon Polytechnic College, Providing A Charter For This Purpose, Expanding Its Curricular Offerings, And Redirecting Its Objectives* [online]. <http://www.chanrobles.com/bataspambansa/bataspambansablg145.html> [Accessed 23 April 2012].
- Batas Pambansa Blg. 148. *An Act Converting The Malita Municipal High School In The Municipality Of Malita, Province Of Davao Del Sur, Into An Agri-Business, Marine And Aquatic School Of Technology, And Providing Funds Therefor* [online]. <http://www.chanrobles.com/bataspambansa/bataspambansablg148.html> [Accessed 23 April 2012].
- Batas Pambansa Blg. 189. *An Act Establishing A State College In The Province Of Ifugao To Be Known As The Ifugao State College Of Agriculture And Forestry, Providing A Charter For This Purpose, And Appropriating Funds Therefor* [online]. http://laws.chanrobles.com/bataspambansa/4_bataspambansa.php?id=189 [Accessed 11 July 2013].
- Batas Pambansa Blg. 198. *An Act Converting The Present Camarines Sur Agricultural College In The Municipality Of Pili, Province Of Camarines Sur, Under The Ministry Of Education And Culture Into A Chartered State College To Be Known As The Camarines Sur State Agricultural College* [online]. http://laws.chanrobles.com/bataspambansa/4_bataspambansa.php?id=198 [Accessed 11 July 2013].
- Batas Pambansa Blg. 208. *An Act Converting The Jolo Community College And The Dayang-Dayang Hadji-Piandao Memorial High School, Both In The Province Of Sulu, Into A State College To Be Known As The Sulu State College* [online]. http://laws.chanrobles.com/bataspambansa/5_bataspambansa.php?id=208 [Accessed 11 July 2013].
- Batas Pambansa Blg. 241. *An Act Converting The Northern Mindanao National Agricultural College Into The Northern Mindanao State Institute Of Science And Technology Expanding For This Purpose Its Curricular Programs In Science And Technology* [online]. http://laws.chanrobles.com/bataspambansa/5_bataspambansa.php?id=241 [Accessed 11 July 2013].
- Batas Pambansa Blg. 281. *An Act Converting The Antique School Of Arts And Trades In The Municipality Of Sibalom, Province Of Antique, Into The Polytechnic State College Of Antique* [online]. <http://www.chanrobles.com/bataspambansa/bataspambansablg281.html> [Accessed 23 April 2012].

- Batas Pambansa Blg. 304. *An Act Converting The Tiburcio Tancinco Memorial Vocational School In The City Of Calbayog, Into An Institute Of Science And Technology To Be Known As The Tiburcio Tancinco Memorial Institute Of Science And Technology, And Appropriating Funds Therefor* [online]. http://lawlibrary.chanrobles.com/index.php?option=com_content&view=article&id=67738&catid=90&Itemid=740 [Accessed 11 July 2013].
- Batas Pambansa Blg. 377. *An Act Converting The Marinduque School Of Arts And Trades Into The Marinduque Institute Of Science And Technology, Broadening For The Purpose Its Curricular Programs In Science And Technology* [online]. http://laws.chanrobles.com/bataspambansa/8_bataspambansa.php?id=377 [Accessed 11 July 2013].
- Batas Pambansa Blg. 384. *An Act Converting The Sulu National Regional Agricultural School In The Municipality Of Bongao, Province Of Tawi-Tawi, Into A College To Be Known As The Tawi-Tawi Regional Agricultural College, And Authorizing The Appropriation Of Funds Therefor* [online]. http://laws.chanrobles.com/bataspambansa/8_bataspambansa.php?id=384 [Accessed 11 July 2013].
- Batas Pambansa Blg. 392. *An Act Converting The Lagangilang Agricultural College Into The Abra State Institute Of Sciences And Technology, Expanding For This Purpose Its Curricular Programs In Agriculture, Sciences And Technology* [online]. http://laws.chanrobles.com/bataspambansa/8_bataspambansa.php?id=392 [Accessed 11 July 2013].
- Batas Pambansa Blg. 395. *An Act Converting The Iloilo School Of Arts And Trades In Iloilo City, Into The Western Visayas College Of Science And Technology, And Expanding Its Curricular Programs* [online]. <http://www.chanrobles.com/bataspambansa/bataspambansablg395.html> [Accessed 23 April 2012].
- Batas Pambansa Blg. 402. *An Act Converting The Claveria National Rural High School In The Municipality Of Claveria, Province Of Misamis Oriental, Into A State College To Be Known As The Misamis Oriental State College Of Agriculture And Technology, And Appropriating Funds Therefor* [online]. http://laws.chanrobles.com/bataspambansa/9_bataspambansa.php?id=402 [Accessed 11 July 2013].
- Batas Pambansa Blg. 406. *An Act Converting The Salogon Barangay High School Located In The Municipality Of San Jose, Province Of Camarines Sur, Into A Fisheries School To Be Known As San Jose Fisheries School, And Authorizing The Appropriation Of Funds Therefor* [online]. http://laws.chanrobles.com/bataspambansa/9_bataspambansa.php?id=406 [Accessed 11 July 2013].
- Batas Pambansa Blg. 408. *An Act Converting The Children's Educational Foundation Village In Magpet, North Cotabato, Into A College To Be Known As The Cotabato Foundation College Of Science And Technology, And Authorizing The Appropriation Of Funds Therefor* [online]. http://laws.chanrobles.com/bataspambansa/9_bataspambansa.php?id=408 [Accessed 11 July 2013].
- Batas Pambansa Blg. 412. *An Act Converting The Cebu School Of Arts And Trades In Cebu City Into A Chartered College To Be Known As The Cebu State College Of Science And Technology, Expanding Its Jurisdiction And Curricular Programs* [online]. <http://www.chanrobles.com/bataspambansa/bataspambansablg412.html> [Accessed 23 April 2012].

- Batas Pambansa Blg. 440. *An Act Converting The Quirino National Agricultural School In The Municipality Of Diffun, Province Of Quirino, Into A State College To Be Known As The Quirino State College, And Appropriating Funds Therefor* [online]. http://lawlibrary.chanrobles.com/index.php?option=com_content&view=article&id=67874&catid=90&Itemid=740 [Accessed 11 July 2013].
- Batas Pambansa Blg. 477. *An Act Converting The Negros Occidental College Of Arts And Trades, The Negros Occidental Community College And The Bacolod City National Trade School Into A State College To Be Known As The Paglaum State College* [online]. <http://www.chanrobles.com/bataspambansa/bataspambansablg477.html> [Accessed 23 April 2012].
- Batas Pambansa Blg. 482. *An Act Converting The Baybay National College Of Agriculture And Technology In The Municipality Of Siniloan, Province Of Laguna, Into A State Polytechnic College To Be Known As The Laguna State Polytechnic College, And Appropriating Funds Therefor* [online]. <http://www.chanrobles.com/bataspambansa/bataspambansablg482.html> [Accessed 23 April 2012].
- Batas Pambansa Blg. 484. *An Act Converting The Cotabato City National High School In Cotabato City Into A State Polytechnic College To Be Known As The Cotabato State Polytechnic College And Appropriating Funds Therefor* [online]. http://laws.chanrobles.com/bataspambansa/10_bataspambansa.php?id=484 [Accessed 11 July 2013].
- Batas Pambansa Blg. 500. *An Act Converting And Integrating The Western Visayas College Of Fisheries And The Estancia High School Both In The Municipality Of Estancia, Province Of Iloilo, Into A Polytechnic State College To Be Known As The Northern Iloilo Polytechnic State College And Appropriating Funds Therefor* [online]. <http://www.chanrobles.com/bataspambansa/bataspambansablg500.html> [Accessed 23 April 2012].
- Batas Pambansa Blg. 512. *An Act Establishing A Polytechnic College In The Municipality Of Nabua, Province Of Camarines Sur, To Be Known As The Camarines Sur Polytechnic Colleges And Appropriating Funds Therefor* [online]. http://lawlibrary.chanrobles.com/index.php?option=com_content&view=article&id=67946&catid=90&Itemid=740 [Accessed 11 July 2013].
- Batas Pambansa Blg. 531. *An Act Converting The San Jose National High School In The Municipality Of San Jose, Province Of Occidental Mindoro, Into Occidental Mindoro National College, Providing A Charter For This Purpose And Funds Therefor* [online]. http://laws.chanrobles.com/bataspambansa/11_bataspambansa.php?id=531 [Accessed 11 July 2013].
- CHED Memorandum Order No. 17, Series of 2009. *Compliance with CHED's Policies, Standards and Guidelines and Other Issuances on the Offering of Degree Programs* [online]. http://www.ched.gov.ph/chedwww/index.php/eng/content/download/534/3199/file/CMO_17_s2009.pdf [Accessed 01 June 2012].
- CHED Memorandum Order No. 30, Series of 2009. *Applicability of the Manual of Regulations for Private Higher Education (MORPHE) of 2008 to State Universities and Colleges (SUCs) and Local Universities and Colleges (LUCs)* [online].

- http://www.ched.gov.ph/chedwww/index.php/eng/content/download/547/3251/file/CMO_30s.2009.pdf [Accessed 01 June 2012].
- CHED Memorandum Order No. 40, Series of 2008. *Manual of Regulations for Private Higher Education of 2008* [online]. http://www.ched.gov.ph/chedwww/index.php/eng/content/download/600/3505/file/CMO_40_s2008.pdf [Accessed 01 June 2012].
- Executive Order No. 628. *Creating A University Of The Philippines In The Visayas As An Autonomous Member Of The University Of The Philippines System* [online]. <http://www.chanrobles.com/executiveorders/1980/executiveorderno628-1980.html> [Accessed 23 April 2012].
- Manasan, Rosario G. 2011. *Rationalizing National Government Subsidies for State Universities and Colleges*. Makati: Philippine Institute for Development Studies.
- Presidential Decree No. 1279. *Merging The Mariano Marcos Memorial College Of Science And Technology And Northern Luzon State College Into A State University To Be Known As The Mariano Marcos State University, Transferring The College Level Courses Of Ilocos Norte Agricultural College And Ilocos Norte College Of Arts And Trades Into Said University, Providing A Charter For The Purpose, And Appropriating Funds Therefor* [online]. http://laws.chanrobles.com/presidentialdecrees/14_presidentialdecrees.php?id=1321 [Accessed 11 July 2013].
- Presidential Decree No. 1312. *Converting The Mindanao Institute Of Technology Into The University Of Southern Mindanao* [online]. http://laws.chanrobles.com/presidentialdecrees/14_presidentialdecrees.php?id=1355 [Accessed 11 July 2013].
- Presidential Decree No. 1341. *Converting The Philippine College Of Commerce Into A Polytechnic University, Defining Its Objectives, Organizational Structure And Functions, And Expanding Its Curricular Offerings* [online]. <http://www.chanrobles.com/presidentialdecrees/presidentialdecreeno1341.html> [Accessed 23 April 2012].
- Presidential Decree No. 1373. *Converting The Don Honorio Ventura Memorial School Of Arts And Trades Into The Don Honorio Ventura College Of Arts And Trades* [online]. http://laws.chanrobles.com/presidentialdecrees/15_presidentialdecrees.php?id=1416 [Accessed 11 July 2013].
- Presidential Decree No. 1427. *Converting The Zamboanga State College Into The Western Mindanao State University, Defining Its Powers, Functions, And Duties And Appropriating Funds Therefor, And For Other Purposes* [online]. http://laws.chanrobles.com/presidentialdecrees/15_presidentialdecrees.php?id=1469 [Accessed 11 July 2013].
- Presidential Decree No. 1431. *Converting The Mindanao School Of Arts And Trades In Cagayan De Oro City Into Don Mariano Marcos Memorial Polytechnic State College Of Northern Mindanao, Giving It Corporate Existence, Providing For A Board Of Trustees And Defining Its Powers, Duties And Responsibilities, Providing For Higher Vocational, Professional, And Technological Education And Appropriating Funds Therefor* [online]. <http://www.chanrobles.com/presidentialdecrees/presidentialdecreeno1431.html#UvG0UWKSsw2Q> [Accessed 11 July 2013].

- Presidential Decree No. 1434. *Merging The Isabela State College Of Agriculture And Cagayan Valley Institute Of Technology Into A State University To Be Known As The Isabela State University, Transferring The College Level Courses Of Isabela School Of Arts And Trades, Jones Rural School, Roxas Memorial Agricultural And Industrial School, And San Mateo Vocational And Industrial School Into Said University, Providing A Charter For This Purpose, And Appropriating Funds Therefor* [online]. <http://www.chanrobles.com/presidentialdecrees/presidentialdecreeno1434.html#.UvCHWT2Sw2Q> [Accessed 11 July 2013].
- Presidential Decree No. 1436. *Merging The Cagayan Valley College Of Arts And Trades And Northern Luzon College Of Agriculture Into A State University To Be Known As The Cagayan State University Transferring The College Level Courses Of Aparri College Of Fisheries, Bukig National Agricultural And Technical School, Cagayan Valley Agricultural Colleges, Sanches-Mira Rural Vocational School, Aparri School Of Arts And Trades, Gonzaga National Agricultural Vocational School, And Western Cagayan School Of Arts And Trades Into Said University, Providing A Charter For This Purpose, And Appropriating Funds Therefor* [online]. http://laws.chanrobles.com/presidentialdecrees/15_presidentialdecrees.php?id=1478 [Accessed 11 July 2013].
- Presidential Decree No. 1497. *Establishing A State University In The Province Of Pangasinan To Be Known As The Pangasinan State University By Transferring All College Level Courses Of The State-Supported Institutions Of Higher Learning Thereat Into Said Institution/University, Providing A Charter For This Purpose, And Appropriating Funds Thereto* [online]. http://laws.chanrobles.com/presidentialdecrees/16_presidentialdecrees.php?id=1538 [Accessed 11 July 2013].
- Presidential Decree No. 1518. *Converting The Philippine College Of Arts And Trades Into The Technological University Of The Philippines, Defining Its Objectives, Organizational Structure And Functions, And Expanding Its Programs* [online]. <http://www.chanrobles.com/presidentialdecrees/presidentialdecreeno1518.html> [Accessed 23 April 2012].
- Presidential Decree No. 1523. *Converting The Iloilo Regional School Of Fisheries In Barotac Nuevo, Iloilo Into A State College To Be Known As The Iloilo State College Of Fisheries, Providing A Chapter For The Purpose, Expanding Its Curricular Offerings, Redirecting Its Objectives And Appropriating Funds Therefor* [online]. <http://www.chanrobles.com/presidentialdecrees/presidentialdecreeno1523.html> [Accessed 23 April 2012].
- Presidential Decree No. 1778. *Establishing The Don Mariano Marcos Memorial State University By Merging The Don Mariano Marcos Memorial State College; The Southern Ilocos Polytechnic State College, The La Union School Of Arts And Trades And The La Union Community College And Likewise Integrating The Sapilang Elementary School Into The State University: Providing A Chapter For This Purpose And Appropriating Funds Thereof* [online]. <http://www.chanrobles.com/presidentialdecrees/presidentialdecreeno1778.html> [Accessed 11 July 2013].
- Presidential Decree No. 1943. *Converting The Basilan National Agro-Industrial College Into The Basilan State College, Defining Powers, Functions, And Duties And Appropriating Funds Therefor, And For Other Purposes* [online]. http://lawlibrary.chanrobles.com/index.php?option=com_content&view=article&id=70320&catid=94&Itemid=739 [Accessed 11 July 2013].

Presidential Decree No. 2010. *Converting The Mountain State Agricultural College In The Municipality Of La Trinidad, Province Of Benguet, Into A University, To Be Known As The Benguet State University, And Appropriating Funds Therefor* [online]. <http://www.chanrobles.com/presidentialdecrees/presidentialdecreeno2010.html#.UvHMVmKSw2Q> [Accessed 11 July 2013].

Presidential Decree No. 2011. *Converting The Partido National High School In The Municipality Of Goa, Province Of Camarines Sur, Into A State College To Be Known As The Partido State College, Providing For A Board Of Trustees, Defining The Board's Responsibilities And Duties, And For Other Purposes* [online]. http://laws.chanrobles.com/presidentialdecrees/21_presidentialdecrees.php?id=2065 [Accessed 11 July 2013].

Presidential Decree No. 2017. *Merging The Kalinga-Apayao Community College, Bibak National Agricultural School, Tabuk National High School, And Do Eufronia M. Puzon Memorial School Into A State College To Be Known As The Kalinga-Apayao State College, Providing A Charter For The Purpose And Appropriating Funds Therefor* [online]. http://laws.chanrobles.com/presidentialdecrees/21_presidentialdecrees.php?id=2071 [Accessed 11 July 2013].

Presidential Decree No. 2019. *Converting The West Visayas State College In Iloilo City Into A University To Be Known As The West Visayas State University And Integrating The Iloilo National College Of Agriculture In The Municipality Of Lambunao, Province Of Iloilo Into The University And For Other Purposes* [online]. <http://www.chanrobles.com/presidentialdecrees/presidentialdecreeno2019.html> [Accessed 23 April 2012].

Presidential Decree No. 2020. *Converting The Mindanao Regional School Of Fisheries Into Zamboanga State College Of Marine Sciences And Technology, Defining Its Powers, Functions, And Duties And Appropriating Funds Therefore, And For Other Purposes* [online]. http://laws.chanrobles.com/presidentialdecrees/21_presidentialdecrees.php?id=2074 [Accessed 11 July 2013].

Presidential Decree No. 58. *Constituting The University Of The Philippines At Los Baños, Granting It Full And Complete Autonomy, And Amending The Charter Of The University Of The Philippines* [online]. www.lawphil.net/statutes/presdecs/pd1972/pd_58_1972.html [Accessed 23 April 2012].

Presidential Decree No. 609. *Establishing The Tarlac College Of Agriculture In The Municipality Of Camiling, Province Of Tarlac* [online]. <http://www.chanrobles.com/presidentialdecrees/presidentialdecreeno609.html#.UvCQ0T2Sw2Q> [Accessed 11 July 2013].

Presidential Decree No. 944. *Converting The Present Regional Normal Schools And Teachers College Under The Bureau Of Public Schools Into Chartered State Colleges* [online]. http://www.lawphil.net/statutes/presdecs/pd1976/pd_944_1976.html [Accessed 23 April 2012].

Republic Act No. 10085. *An Act Separating The University Of Northern Philippines (Unp) - Candon Branch (Formerly Candon Community College) In The City Of Candon, From The University Of Northern Philippines In The City Of Vigan, Both Located In The*

- Province Of Ilocos Sur, Converting It Into A State College To Be Known As The North Luzon Philippines State College And Appropriating Funds Therefor* [online]. http://laws.chanrobles.com/republicacts/101_republicacts.php?id=9916 [Accessed 11 July 2013].
- Republic Act No. 10229. *An Act Converting The Catanduanes State Colleges In The Province Of Catanduanes Into A State University To Be Known As The Catanduanes State University And Appropriating Funds Therefor* [online]. <http://www.gov.ph/2012/10/19/republic-act-no-10229/> [Accessed 11 July 2013].
- Republic Act No. 1387. *An Act Providing For The Establishment Of The University Of Mindanao In Dansalan City And Authorizing The Appropriation Of Funds Therefor* [online]. http://laws.chanrobles.com/republicacts/14_republicacts.php?id=1389 [Accessed 11 July 2013].
- Republic Act No. 1893. *An Act Inserting A Preamble In Republic Act Numbered Thirteen Hundred And Eighty-Seven, Entitled "An Act Providing For The Establishment Of The University Of Mindanao In Dansalan City And Authorizing The Appropriation Of Funds Therefor," And Amending Section Two, Four And Sixteen Of The Same And For Other Purposes* [online]. http://laws.chanrobles.com/republicacts/19_republicacts.php?id=1895 [Accessed 11 July 2013].
- Republic Act No. 3104. *An Act Converting The Present Cagayan National Agricultural School At Piat, Cagayan, Into A College To Be Known As The Itawes Agricultural College, Conferring The Title Of Associate In Agricultural Education, The Degrees Of Bachelor Of Science In Agricultural Education, Bachelor Of Science In Agricultural Engineering, And Bachelor Of Science In Home Economics; And Post Graduate Courses Leading To The Degrees Of Master Of Science In Agricultural Education, Master Of Science In Agricultural Engineering And Master Of Science In Home Economics, Providing For A Board Of Trustees, Defining The Board's Responsibilities And Duties, Providing Professional And Technical Instruction, And For Other Purposes* [online]. http://laws.chanrobles.com/republicacts/32_republicacts.php?id=3108 [Accessed 11 July 2013].
- Republic Act No. 3680. *An Act Converting The Present Philippine Nautical School Into The Philippine Merchant Marine Academy, Conferring The Degrees Of Bachelor Of Science In Marine Transportation, Major In Navigation And Seamanship, And Bachelor Of Science In Marine Transportation, Major In Steam Engine And Electrical Engineering, Providing For A Merchant Marine Academy Board, Defining The Board's Responsibilities And Duties, And For Other Purposes* [online]. <http://www.chanrobles.com/republicacts/republicactno3680.html#.UvCQez2Sw2Q> [Accessed 11 July 2013].
- Republic Act No. 4067. *An Act To Convert The Central Luzon Agricultural College Into The Central Luzon State University And Authorizing The Appropriation Of Additional Funds Therefor* [online]. http://laws.chanrobles.com/republicacts/41_republicacts.php?id=4071 [Accessed 11 July 2013].
- Republic Act No. 4126. *An Act Converting The Samar Institute Of Technology In The Municipality Of Catarman, Province Of Samar, Into A University To Be Known As The University Of Eastern Philippines, And Authorizing The Appropriation Of Funds*

- Therefor* [online]. http://laws.chanrobles.com/republicacts/42_republicacts.php?id=4130 [Accessed 11 July 2013].
- Republic Act No. 4309. *An Act Converting The Naval High School In The Municipality Of Naval, Province Of Leyte, Into An Institute Of Technology, Giving It Corporate Existence, Providing For A Board Of Trustees, Defining The Board's Responsibilities And Duties, Providing Higher Vocational, Professional, Educational And Technical Instruction And Training In Trade And Industrial Education, Offering Of Technological, Engineering, Education And Other Professional Courses, And For Other Purposes* [online]. http://laws.chanrobles.com/republicacts/44_republicacts.php?id=4313 [Accessed 11 July 2013].
- Republic Act No. 4449. *An Act Converting The Ilocos Sur School Of Arts And Trades In The Municipality Of Vigan, Province Of Ilocos Sur, Into A University To Be Known As The University Of Northern Philippines, And Authorizing The Appropriation Of Funds Therefor* [online]. http://laws.chanrobles.com/republicacts/45_republicacts.php?id=4453 [Accessed 11 July 2013].
- Republic Act No. 4498. *An Act To Convert Mindanao Agricultural College Into Central Mindanao University And To Authorize The Appropriation Of Additional Funds Therefor* [online]. http://laws.chanrobles.com/republicacts/45_republicacts.php?id=4502 [Accessed 11 July 2013].
- Republic Act No. 4576. *An Act Converting The Pampanga Agricultural School In The Municipality Of Magalang, Province Of Pampanga, Into Pampanga Agricultural College* [online]. <http://www.chanrobles.com/republicacts/republicactno4576.htm/#.UvCP3T2Sw2Q> [Accessed 11 July 2013].
- Republic Act No. 4626. *An Act To Convert Lanao Technical School In Iligan City Into A Vocational College To Be Known As The Northern Mindanao Institute Of Technology, Authorize The Appropriation Of Funds Therefor, And For Other Purposes* [online]. http://laws.chanrobles.com/republicacts/47_republicacts.php?id=4630 [Accessed 11 July 2013].
- Republic Act No. 5088. *An Act Converting Eulogio Rodriguez Vocational High School Into The Eulogio Rodriguez Memorial School Of Arts And Trades And Amending For This Purpose Certain Sections Of Republic Act Numbered Four Thousand Seventy-Two, Entitled "An Act Providing For The Establishment Of A Vocational Technical Department Of The Eulogio Rodriguez Vocational High School In The City Of Manila* [online]. http://laws.chanrobles.com/republicacts/51_republicacts.php?id=5092 [Accessed 11 July 2013].
- Republic Act No. 5101. *An Act Converting The Palompon School Of Arts And Trades In The Municipality Of Palompon, Province Of Leyte, Into An Institute Of Technology, Giving It Corporate Existence, Providing For A Board Of Trustees, Defining The Board's Responsibilities And Duties, Providing Higher Vocational, Professional, Educational And Technical Instruction And Training In Trade And Industrial Education, Offering Of Technological, Engineering, Education And Other Professional Courses, And For Other Purposes* [online]. http://laws.chanrobles.com/republicacts/52_republicacts.php?id=5105 [Accessed 11 July 2013].

- Republic Act No. 5363. *An Act Changing The Name Of The Northern Mindanao Institute Of Technology To Iligan Institute Of Technology, Integrating It As A Unit Of The Mindanao State University, And For Other Purposes* [online]. http://laws.chanrobles.com/republicacts/54_republicacts.php?id=5367 [Accessed 11 July 2013].
- Republic Act No. 5521. *An Act Establishing The Bicol University, Defining Its Powers, Functions, And Duties, Appropriating Funds Therefor, And For Other Purposes* [online]. http://laws.chanrobles.com/republicacts/56_republicacts.php?id=5525 [Accessed 11 July 2013].
- Republic Act No. 5547. *An Act Providing A Charter For The Cagayan Valley College Of Arts And Trades In The Municipality Of Tuguegarao, Province Of Cagayan* [online]. http://laws.chanrobles.com/republicacts/56_republicacts.php?id=5551 [Accessed 11 July 2013].
- Republic Act No. 6341. *An Act Converting The Virac National Agricultural And Trade School In The Municipality Of Virac, Province Of Catanduanes, To A State College To Be Known As The Catanduanes State Colleges, And Appropriating Funds Therefore* [online]. http://laws.chanrobles.com/republicacts/64_republicacts.php?id=6345 [Accessed 11 July 2013].
- Republic Act No. 6595. *An Act Further Amending Certain Sections Of Republic Act Numbered Five Thousand Eighty-Eight, Entitled "An Act Converting Eulogio Rodriguez Vocational High School Into The Eulogio Rodriguez Memorial School Of Arts And Trades" And Amending Certain Sections Of Republic Act Numbered Four Thousand Seventy-Two, Entitled "An Act Providing For The Establishment Of A Vocational Technical Department Of The Eulogio Rodriguez Vocational High School In The City Of Manila* [online]. http://laws.chanrobles.com/republicacts/66_republicacts.php?id=6599 [Accessed 11 July 2013].
- Republic Act No. 6764. *An Act Converting The Tarlac College Of Technology Into A State University To Be Known As The Tarlac State University (Tsu) And Authorizing The Appropriation Of Funds Therefor* [online]. http://laws.chanrobles.com/republicacts/68_republicacts.php?id=6768 [Accessed 11 July 2013].
- Republic Act No. 6807. *An Act Converting The Mati Community College Into A State College To Be Known As The Davao Oriental, State College Of Science And Technology, Providing For A Charter For This Purpose, Expanding Its Curricular Offerings, Redirecting Its Objectives, And Appropriating Funds Therefor* [online]. <http://www.chanrobles.com/republicacts/republicactno6807.html> [Accessed 23 April 2012].
- Republic Act No. 6833. *An Act Changing The Name Of The Marinduque Institute Of Science And Technology In Barangay Tanza, Municipality Of Boac, Province Of Marinduque, To Marinduque State College* [online]. http://laws.chanrobles.com/republicacts/69_republicacts.php?id=6837 [Accessed 11 July 2013].
- Republic Act No. 6973. *An Act Establishing The Sultan Kudarat Polytechnic State College, Defining Its Powers, Functions And Duties, Appropriating Funds Therefore, And For Other Purposes* [online]. http://laws.chanrobles.com/republicacts/70_republicacts.php?id=6977 [Accessed 11 July 2013].

- Republic Act No. 7102. *An act amending presidential decree no. 1431 by renaming the don mariano marcos memorial polytechnic state college to mindanao polytechnic state college* [online]. http://laws.chanrobles.com/republicacts/72_republicacts.php?id=7106 [Accessed 11 July 2013].
- Republic Act No. 7168. *An Act Converting The Philippine Normal College Into A State University To Be Known As The Philippine Normal University* [online]. <http://www.chanrobles.com/republicacts/republicactno7168.html> [Accessed 23 April 2012].
- Republic Act No. 7182. *An Act Converting The Mountain Province Community College In The Municipality Of Bontoc, Mountain Province, Into A State College To Be Known As The Mountain Province State Polytechnic College, Integrating Therewith The Tadian School Of Arts And Trades In The Municipality Of Tadian, The Bacarri Agricultural High School In The Municipality Of Paracelis, And The Eastern Bontoc National Agricultural School In The Municipality Of Barlig, All In The Mountain Province, And Appropriating Funds Therefore* [online]. http://laws.chanrobles.com/republicacts/72_republicacts.php?id=7186 [Accessed 11 July 2013].
- Republic Act No. 7352. *An Act Converting The Present Camarines Norte National High School In The Municipality Of Daet Into A State College To Be Known As The Camarines Norte State College, Integrating For The Purpose The Abano Pilot Elementary School, In Daet, Mercedes School Of Fisheries In Mercedes, Camarines Norte National Agricultural School In Labo And The Camarines Norte National School Of Arts And Trades In Jose Panganiban, All In The Province Of Camarines Norte, And Appropriating Funds Therefore* [online]. http://laws.chanrobles.com/republicacts/74_republicacts.php?id=7356 [Accessed 11 July 2013].
- Republic Act No. 7377. *An Act Converting The Bukidnon State College Extension Center In The Municipality Of Tandag, Province Of Surigao Del Sur, Into A Polytechnic College To Be Known As The Surigao Del Sur Polytechnic College, Integrating Therewith As Its Branches The Cagwait School Of Arts And Trades In The Municipality Of Cagwait, The Surigao Del Sur Institute Of Fisheries And Aquaculture In The Municipality Of Lianga, The Tago River Valley Institute Of Agriculture In The Municipality Of Tago, And The Tagbina-Barobo National Agricultural High School In The Municipality Of Tagbina, All In The Province Of Surigao Del Sur, And Appropriating Funds Therefore* [online]. http://laws.chanrobles.com/republicacts/74_republicacts.php?id=7381 [Accessed 11 July 2013].
- Republic Act No. 7605. *An Act Converting The Philippine Air Force College Of Aeronautics Into A State College To Be Known As The Philippine State College Of Aeronautics And For Other Purposes, Amending Presidential Decree Numbered Ten Hundred And Seventy-Eight Entitled, "Converting The Basa Air Base Community College Into The Philippine Air Force College Of Aeronautics, Providing For A Charter For This Purpose"* [online]. <http://www.chanrobles.com/republicacts/republicactno7605.html> [Accessed 23 April 2012].
- Republic Act No. 7664. *An Act Establishing The Aurora State College Of Technology And Authorizing The Appropriation Of Funds Therefore* [online]. http://laws.chanrobles.com/republicacts/77_republicacts.php?id=7668 [Accessed 11 July 2013].
- Republic Act No. 7665. *An Act Converting The Bulacan College Of Arts And Trades In The Province Of Bulacan Into A State University To Be Known As The Bulacan State University, And Appropriating Funds Therefore* [online].

- http://laws.chanrobles.com/republicacts/77_republicacts.php?id=7669 [Accessed 11 July 2013].
- Republic Act No. 7666. *An Act Converting The Sorsogon College Of Arts And Trades In The Municipality Of Sorsogon, Province Of Sorsogon, Into A State College To Be Known As The Sorsogon State College, Integrating Therewith The Magallanes School Of Fisheries In The Municipality Of Magallanes, The Sorsogon National Agricultural School In The Municipality Of Castilla, And The Bulan Vocational School In The Municipality Of Bulan, All In The Province Of Sorsogon, And Appropriating Funds Therefore* [online]. http://laws.chanrobles.com/republicacts/77_republicacts.php?id=7670 [Accessed 11 July 2013].
- Republic Act No. 7707. *An Act Changing The Name Of The Paglaum State College In The Municipality Of Talisay, Province Of Negros Occidental, To Carlos C. Hilado Memorial State College* [online]. http://laws.chanrobles.com/republicacts/78_republicacts.php?id=7711 [Accessed 11 July 2013].
- Republic Act No. 7722. *An Act Creating The Commission On Higher Education, Appropriating Funds Therefor And For Other Purposes* [online]. <http://www.chanrobles.com/republicactno7722.htm> [Accessed 01 June 2012].
- Republic Act No. 7818. *An Act Converting The Palawan State College In The City Of Puerto Princesa, Province Of Palawan, Into A State University To Be Known As The Palawan State University* [online]. http://laws.chanrobles.com/republicacts/79_republicacts.php?id=7822 [Accessed 11 July 2013].
- Republic Act No. 7828. *An Act Establishing A Vocational-Technical School In The Municipality Of Caramoan, Province Of Camarines Sur To Be Known As The Caramoan Vocational-Technical School And Appropriating Funds Therefore* [online]. http://laws.chanrobles.com/republicacts/79_republicacts.php?id=7832 [Accessed 11 July 2013].
- Republic Act No. 7879. *An Act Converting The Davao Regional Institute of Fisheries Technology In The Municipality Of Panabo, Province of Davao, Into A State College, To Be Known As The Davao Del Norte State College, And Appropriating Funds Therefore* [online]. <http://www.chanrobles.com/republicacts/republicactno7879.html> [Accessed 23 April 2012].
- Republic Act No. 7889. *An Act Establishing The University Of The Philippines In Mindanao, Appropriating Funds Therefore, And For Other Purposes* [online]. <http://www.chanrobles.com/republicacts/republicactno7889.html> [Accessed 23 April 2012].
- Republic Act No. 7910. *An Act Converting The Leyte State College Into A State University To Be Known As The Leyte Normal University* [online]. http://laws.chanrobles.com/republicacts/80_republicacts.php?id=7914 [Accessed 11 July 2013].
- Republic Act No. 7923. *An Act Converting The Central Mindanao University Campus In The Municipality Of Catarman, The Mindanao Polytechnic State College Campus In The Municipality Of Mambajao, And The Camiguin School Of Arts And Trades, All In The Province Of Camiguin, Into A State College To Be Known As The Camiguin Polytechnic*

- State College, And Appropriating Funds Therefore* [online].
http://laws.chanrobles.com/republicacts/80_republicacts.php?id=7927 [Accessed 11 July 2013].
- Republic Act No. 7932. *An Act Converting The Southern Agusan National Agriculture College Of Bunawan, Agusan Del Sur, Into A State College, To Be Known As The Agusan Del Sur State College Of Agriculture And Technology, And Appropriating Funds Therefore* [online].
http://laws.chanrobles.com/republicacts/80_republicacts.php?id=7936 [Accessed 11 July 2013].
- Republic Act No. 7933. *An Act Converting The Rizal Technological And Polytechnic Institute In The Municipality Of Morong, Province Of Rizal, Into A State College, To Be Known As The Rizal Polytechnic College, And Appropriating Funds Therefore.*
<http://www.chanrobles.com/republicacts/republicactno7933.html> [Accessed 23 April 2012].
- Republic Act No. 7945. *An Act Converting The Dr. Emilio B. Espinosa, Sr. Memorial Agricultural College Into The Dr. Emilio B. Espinosa, Sr. Memorial State College Of Agriculture And Technology, Defining Its Powers, Functions, And Duties, Appropriating Funds Therefore, And For Other Purposes, Amending Republic Act No. 4717* [online].
http://laws.chanrobles.com/republicacts/80_republicacts.php?id=7949 [Accessed 11 July 2013].
- Republic Act No. 7947. *An Act To Convert The Larena National Vocational College Into The Siquijor State College, And Authorizing The Appropriation Of Funds Therefore* [online].
<http://www.chanrobles.com/republicacts/republicactno7947.html> [Accessed 23 April 2012].
- Republic Act No. 7958. *An Act Establishing A Polytechnic Institute In The Municipality Of Tinambac, Province Of Camarines Sur, To Be Known As The Tinambac Polytechnic Institute, And Appropriating Funds Therefore* [online].
http://laws.chanrobles.com/republicacts/80_republicacts.php?id=7962 [Accessed 11 July 2013].
- Republic Act No. 7972. *An Act Converting The San Jose High School In The Municipality Of San Jose, Province Of Camarines Sur, Into A Polytechnic Institute, To Be Known As The San Jose Polytechnic Institute, And Appropriating Funds Therefore* [online].
<http://www.chanrobles.com/republicacts/republicactno7972.html#.UvGbkWKS2Q> [Accessed 11 July 2013].
- Republic Act No. 8007. *An Act Converting The Mindoro College Of Agriculture And Technology Into A State College, Providing A Charter For This Purpose, Expanding Its Curricular Offerings, Redirecting Its Objectives, And Appropriating Funds Thereof* [online].
http://laws.chanrobles.com/republicacts/81_republicacts.php?id=7970 [Accessed 11 July 2013].
- Republic Act No. 8193. *An Act Establishing The Jose Rizal Memorial State College Integrating Therewith The Rizal Memorial National Vocational School In The City Of Dapitan, The Zamboanga Del Norte School Of Arts And Trades In Dipolog City, And The Siocon National Vocational School In The Municipality Of Siocon, All In The Province Of Zamboanga Del Norte, And Appropriating Funds Therefor* [online].

- http://laws.chanrobles.com/republicacts/82_republicacts.php?id=8149 [Accessed 11 July 2013].
- Republic Act No. 8365. *An Act Converting The Rizal Technological Colleges Into A State University, To Be Known As The Rizal Technological University, And Appropriating Funds Therefor* [online]. <http://www.chanrobles.com/republicacts/republicactno8365.html#.UvHPS2KSw2Q> [Accessed 11 July 2013].
- Republic Act No. 8417. *An Act Establishing A Fishery School In Barangay Cabotonan, Municipality Of Lagonoy, Province Of Camarines Sur, To Be Known As The Lagonoy Fishery School, And Appropriating Funds Therefor* [online]. http://laws.chanrobles.com/republicacts/85_republicacts.php?id=8274 [Accessed 11 July 2013].
- Republic Act No. 8448. *An Act Separating The Iloilo State College Of Fisheries In Sagay, Negros Occidental, From Iloilo State College Of Fisheries And Converting It Into An Independent State College Of Science And Technology To Be Known As The Northern Negros State College Of Science And Technology, And Appropriating Funds Therefor* [online]. <http://www.chanrobles.com/republicacts/republicactno8448.html> [Accessed 23 April 2012].
- Republic Act No. 8468. *An Act Converting The Don Severino Agricultural College In The Municipality Of Indang, Province Of Cavite Into A State University, To Be Known As The Cavite State University* [online]. <http://www.chanrobles.com/republicacts/republicactno8468.html> [Accessed 23 April 2012].
- Republic Act No. 8498. *An Act Establishing The Ramon Magsaysay Technological University Out Of The Integration Of The Ramon Magsaysay Polytechnic College In The Municipality Of Iba, The Western Luzon Agricultural College In The Municipality Of San Marcelino And The Candelaria School Of Fisheries In The Municipality Of Candelaria, All In The Province Of Zambales, And Appropriating Funds Therefor* [online]. http://laws.chanrobles.com/republicacts/85_republicacts.php?id=8355 [Accessed 11 July 2013].
- Republic Act No. 8547. *An Act Upgrading/Converting The Ilocos Sur Polytechnic College In The Second District Of Ilocos Sur Into A State College To Be Known As The Ilocos Sur Polytechnic State College, And Appropriating Funds Therefor* [online]. http://laws.chanrobles.com/republicacts/86_republicacts.php?id=8404 [Accessed 11 July 2013].
- Republic Act No. 8548. *An Act Converting The Bulacan National Agricultural School (Bunas) In The Municipality Of San Ildefonso, Province Of Bulacan, Into A Chartered College, To Be Known As The Bulacan National Agricultural State College (Bnasc), And Appropriating Funds Therefor* [online]. http://laws.chanrobles.com/republicacts/86_republicacts.php?id=8405 [Accessed 11 July 2013].
- Republic Act No. 8562. *An Act Converting The Medina Lacson De Leon School Of Arts And Trades In The Municipality Of Balanga, Province Of Bataan, Into A Chartered State College, To Be Known As The Bataan Polytechnic State College, Integrating Therewith The Bataan Community Colleges In The Municipality Of Balanga, Province Of Bataan, And Appropriating Funds Therefor* [online]. http://laws.chanrobles.com/republicacts/86_republicacts.php?id=8420 [Accessed 11 July 2013].

- Republic Act No. 8563. *An Act Converting The Apayao Institute Of Science And Technology (Aist), And Its Conner Extension High School In The Municipality Of Conner, Province Of Apayao, Into A Chartered State College To Be Known As The Apayao State College, And Appropriating Funds Therefor* [online]. http://laws.chanrobles.com/republicacts/86_republicacts.php?id=8421 [Accessed 11 July 2013].
- Republic Act No. 8594. *An Act Converting The Governor Mariano Fuentebella Memorial Fishery School In Barangay Nato, Municipality Of Sagy, Province Of Camarines Sur, Into A College To Be Known As The Governor Mariano Fuentebella Memorial College Of Fisheries, And Appropriating Funds Therefore* [online]. http://laws.chanrobles.com/republicacts/86_republicacts.php?id=8452 [Accessed 11 July 2013].
- Republic Act No. 8612. *An Act Converting The Central Luzon Polytechnic College In Cabanatuan City, Nueva Ecija, Into A State University To Be Known As The Nueva Ecija University Of Science And Technology, Appropriating Funds Therefore, And For Other Purposes* [online]. http://laws.chanrobles.com/republicacts/87_republicacts.php?id=8470 [Accessed 11 July 2013].
- Republic Act No. 8650. *An Act Converting The Surigao Del Norte School Of Arts And Trades, And The Malimono School Of Fisheries Into A State College, To Be Known As The Surigao State College Of Technology, And Appropriating Funds Therefore* [online]. http://laws.chanrobles.com/republicacts/87_republicacts.php?id=8508 [Accessed 11 July 2013].
- Republic Act No. 8651. *An Act Converting The Adiong Memorial Polytechnic College In The Municipality Of Ditsaan-Ramain, Province Of Lanao Del Sur, Into A State College To Be Known As The Adiong Memorial Polytechnic State College, And Appropriating Funds Therefore* [online]. http://laws.chanrobles.com/republicacts/87_republicacts.php?id=8509 [Accessed 11 July 2013].
- Republic Act No. 8659. *An Act Establishing The Central Visayas State College Of Agriculture, Forestry And Technology Out Of The Integration Of The Bohol Agricultural College In The Municipality Of Bilar, The Bohol School Of Arts And Trades In The City Of Tagbilaran, The Bohol School Of Fisheries In Cogtong In The Municipality Of Candijay, The Clarin School Of Fisheries In The Municipality Of Clarin And The Calape National School Of Fisheries In The Municipality Of Calape, All In The Province Of Bohol, And Appropriating Funds Therefore* [online]. <http://www.chanrobles.com/republicacts/republicactno8659.html> [Accessed 23 April 2012].
- Republic Act No. 8688. *An Act Converting The Cebu State College Into A State University To Be Known As The Cebu Normal University, And Appropriating Funds Therefore* [online]. <http://www.chanrobles.com/republicacts/republicactno8688.html> [Accessed 23 April 2012].
- Republic Act No. 9029. *An Act Creating The Partido State University (Psu) By Integrating The Partido State College (Psc), San Jose Polytechnic Institute (Sjpi), Governor Mariano Fuentebella Memorial College Of Fisheries (Gmfmcf), Tinambac Polytechnic Institute (Tpi), Caramoan Technical Vocational School (Ctvs), Lagonoy School Of Fisheries (Lsf), And San Jose Fisheries School (Sjfs), Appropriating Funds Therefor And For Other Purposes* [online]. http://laws.chanrobles.com/republicacts/91_republicacts.php?id=8887 [Accessed 11 July 2013].

- Republic Act No. 9045. *An Act Creating The Batangas State University (BSU) By Integrating The (1) Pablo Borbon Memorial Institute Of Technology, Including Its Branches In Barangay Alangilan, Batangas City, In The Municipalities Of Balayan, Bauan, Lobo, San Pascual, Rosario, Taysan, Padre Garcia, Lemery, Calaca, Taal, Tanauan, San Juan And Lipa City, (2) Jose P. Laurel Polytechnic College In Malvar, (3) Apolinario R. Apacible School Of Fisheries In Nasugbu, And (4) Polytechnic University Of The Philippines Campus In Sto. Tomas, Appropriating Funds Therefor And For Other Purposes* [online]. <http://www.chanrobles.com/republicactno9045.html> [Accessed 23 April 2012].
- Republic Act No. 9055. *An Act Converting The Aklan State College Of Agriculture In The Municipality Of Banga, Province Of Aklan Into A State University To Be Known As The Aklan State University, Appropriating Funds Therefor And For Other Purposes* [online]. <http://www.chanrobles.com/republicactno9055.html> [Accessed 23 April 2012].
- Republic Act No. 9138. *An Act Establishing The Guimaras State College; By Integrating The Guimaras Polytechnic College In The Municipality Of Buenavista And The Western Visayas College Of Science And Technology-Guimaras Extension In The Municipality Of Jordan, Appropriating Funds Therefor And For Other Purposes* [online]. <http://www.chanrobles.com/republicactno9138.html> [Accessed 23 April 2012].
- Republic Act No. 9141. *An Act Converting The Negros Occidental Agricultural College (Noac In The City Of Kabankalan, Province Of Negros Occidental Into A State College, To Be Known As The Negros State College Of Agriculture (NSCA), And Appropriating Funds Therefor* [online]. <http://www.chanrobles.com/republicactno9141.html> [Accessed 23 April 2012].
- Republic Act No. 9142. *An Act Converting The Zamboanga City Polytechnic College Into A State College To Be Known As The Zamboanga City State Polytechnic College And For Other Purposes* [online]. http://laws.chanrobles.com/republicacts/92_republicacts.php?id=9004 [Accessed 11 July 2013].
- Republic Act No. 9146. *An act converting the tangub agro-industrial school in the city of tangub, province of misamis occidental into a state college to be known as the northwestern mindanao state college of science and technology, repealing for the purpose republic act no. 4878, and for other purposes* [online]. http://laws.chanrobles.com/republicacts/92_republicacts.php?id=9008 [Accessed 11 July 2013].
- Republic Act No. 9157. *An Act Establishing The University Of Rizal System By Integrating The Existing State Colleges In The Province Of Rizal And The Rizal Technological University — Antipolo Annex, Appropriating Funds Thereof And For Other Purposes* [online]. <http://www.chanrobles.com/republicactno9157.html> [Accessed 23 April 2012].
- Republic Act No. 9158. *An Act Converting The Visayas State College Of Agriculture Into A State University To Be Known As The Leyte State University, Appropriating Funds Therefor And For Other Purposes* [online]. http://laws.chanrobles.com/republicacts/92_republicacts.php?id=9020 [Accessed 11 July 2013].
- Republic Act No. 9159. *An act converting the j. H cerilles polytechnic college in the municipality of san miguel, province of zamboanga del sur into a state college to be known as the j. H. Cerilles state college, appropriating funds therefor and for other*

- purposes* [online]. http://laws.chanrobles.com/republicacts/92_republicacts.php?id=9021 [Accessed 11 July 2013].
- Republic Act No. 9260. *An Act Converting The State Polytechnic College Of Palawan In The Province Of Palawan Into A State University To Be Known As The Western Philippines University And Appropriating Funds Therefor* [online]. http://laws.chanrobles.com/republicacts/93_republicacts.php?id=9128 [Accessed 11 July 2013].
- Republic Act No. 9261. *An Act Establishing The Southern Leyte State University By Integrating The Southern Leyte State College Of Science And Technology In The Municipality Of Sogod And The Tomas Oppus Normal College In The Municipality Of Tomas Oppus, Both Located In The Province Of Southern Leyte, Appropriating Funds Therefor And For Other Purposes* [online]. http://laws.chanrobles.com/republicacts/93_republicacts.php?id=9129 [Accessed 11 July 2013].
- Republic Act No. 9272. *An Act Establishing The Nueva Vizcaya State University In The Province Of Nueva Vizcaya By Integrating The Nueva Vizcaya State Institute Of Technology In The Municipality Of Bayombong And The Nueva Vizcaya State Polytechnic College In The Municipality Of Banbang, Both Located In The Province Of Nueva Vizcaya, Appropriating Funds Therefor And For Other Purposes* [online]. http://laws.chanrobles.com/republicacts/93_republicacts.php?id=9139 [Accessed 11 July 2013].
- Republic Act No. 9273. *An Act Converting The Panay State Polytechnic College In the Province Of Capiz Into A State University To Be Known As The Capiz State University (Capsu) And Appropriating Funds Therefor* [online]. http://www.lawphil.net/statutes/repacts/ra2004/ra_9273_2004.html [Accessed 23 April 2012].
- Republic Act No. 9289. *An Act Converting The Marikina Institute Of Science And Technology (Mist) Into The Marikina Polytechnic College (Mpc) Defining Its Powers, Functions And Duties Appropriating Funds Therefor And For Other Purposes* [online]. http://laws.chanrobles.com/republicacts/93_republicacts.php?id=9156 [Accessed 11 July 2013].
- Republic Act No. 9299. *An Act Converting The Central Visayas Polytechnic College (Cvpc) Into A State University To Be Known As The Negros Oriental State University (Norsu), Integrating Therewith The Genaro Gori Memorial College In The City Of Bais, The Siaton Community College In The Municipality Of Siaton, And The Mabinay Institute Of Technology In The Municipality Of Mabinay, All Located In The Province Of Negros Oriental And Appropriating Funds Therefor* [online]. http://www.lawphil.net/statutes/repacts/ra2004/ra_9299_2004.html [Accessed 23 April 2012].
- Republic Act No. 9311. *An Act Converting The Leyte Institute Of Technology (Lit) In The Province Of Leyte Into A State University To Be Known As The Eastern Visayas State University And Appropriating Funds Therefor* [online]. http://laws.chanrobles.com/republicacts/94_republicacts.php?id=9177 [Accessed 11 July 2013].
- Republic Act No. 9312. *An Act Converting The Eastern Samar State Colleges (Essc) Into A State University To Be Known As The Eastern Samar State University, Integrating Therewith The Maydolong National Agricultural School In The Municipality Of*

- Maydolong, Province Of Eastern Samar And Appropriating Funds Therefor* [online]. http://laws.chanrobles.com/republicacts/94_republicacts.php?id=9178 [Accessed 11 July 2013].
- Republic Act No. 9313. *An Act Converting The Samar State Polytechnic College In The Municipality Of Catbalogan, Province Of Samar Into A State University To Be Known As The Samar State University, Integrating Therewith The Wright Vocational School In Paranas, Samar, Appropriating Funds Therefor And For Other Purposes* [online]. http://laws.chanrobles.com/republicacts/94_republicacts.php?id=9179 [Accessed 11 July 2013].
- Republic Act No. 9314. *An Act Converting The Batanes Polytechnic College In The Municipality Of Basco, Province Of Batanes Into A State College To Be Known As The Batanes State College, Appropriating Funds Therefor And For Other Purposes* [online]. http://laws.chanrobles.com/republicacts/94_republicacts.php?id=9180 [Accessed 11 July 2013].
- Republic Act No. 9395. *An Act Converting The Southern Luzon Polytechnic College In The Municipality Of Lucban, Province Of Quezon, Its Units And Satellite Campuses In The Municipalities Of Sampaloc, Infanta, Polillo, Tagkawayan, Alabat And Tiaong, And The Lucena Dual-Tech Livelihood And Training Center In The City Of Lucena, All In The Province Of Quezon, Into A State University To Be Known As The Southern Luzon State University (Slsu) And Appropriating Funds Therefor* [online]. http://www.lawphil.net/statutes/repacts/ra2007/ra_9395_2007.html [Accessed 23 April 2012].
- Republic Act No. 9402. *An Act Converting The Laguna State Polytechnic College In The Province Of Laguna Into A State University To Be Known As The Laguna State Polytechnic University And Appropriating Funds Therefor* [online]. http://www.lawphil.net/statutes/repacts/ra2007/ra_9402_2007.html [Accessed 23 April 2012].
- Republic Act No. 9403. *An Act Converting The Bataan Polytechnic State College In The Province Of Bataan Into A State University To Be Known As The Bataan Peninsula State University (Bpsu) Integrating Therewith The Bataan State College In The Municipality Of Dinalupihan, Province Of Bataan And Appropriating Funds Therefor* [online]. http://laws.chanrobles.com/republicacts/95_republicacts.php?id=9268 [Accessed 11 July 2013].
- Republic Act No. 9437. *An Act Renaming The Leyte State University In Barangay Pangasugan, Municipality Of Baybay, Province Of Leyte As The Visayas State University, Amending For The Purpose Republic Act No. 9158, Entitled An Act Converting The Visayas State College Of Agriculture Into A State University To Be Known As The Leyte State University, Appropriating Funds Therefor And For Other Purposes* [online]. http://laws.chanrobles.com/republicacts/95_republicacts.php?id=9302 [Accessed 11 July 2013].
- Republic Act No. 9456. *An Act Converting The Bukidnon State College In The City Of Malaybalay, Province Of Bukidnon, Into A State University, To Be Known As The Bukidnon State University Andappropriating Funds Therefor* [online]. http://laws.chanrobles.com/republicacts/95_republicacts.php?id=9322 [Accessed 11 July 2013].

- Republic Act No. 9500. *An Act To Strengthen The University Of The Philippines As The National University* [online]. www.lawphil.net/statutes/repacts/ra2008/ra_9500_2008.html [Accessed 23 April 2012].
- Republic Act No. 9519. *An Act Converting The Mindanao Polytechnic State College In Cagayan De Oro City, Province Of Misamis Oriental Into A State University To Be Known As The Mindanao University Of Science And Technology (Must) And Appropriating Funds Therefor* [online]. http://laws.chanrobles.com/republicacts/96_republicacts.php?id=9386 [Accessed 11 July 2013].
- Republic Act No. 9717. *An Act Converting the Camarines Sur State Agricultural College in the Municipality of Pili, Province of Camarines Sur into a State University To Be Known as the Central Bicol State University of Agriculture and Appropriating Act* [online]. http://laws.chanrobles.com/republicacts/98_republicacts.php?id=9551 [Accessed 11 July 2013].
- Republic Act No. 9718. *An Act Converting the Naval Institute Of Technology in the Municipality of Naval, Province of Biliran into a State University to Be Known as the Naval State University, Integrating Therewith the Biliran National Agricultural College in the Municipality of Biliran and Appropriating Funds Therefor* [online]. http://laws.chanrobles.com/republicacts/98_republicacts.php?id=9552 [Accessed 11 July 2013].
- Republic Act No. 9719. *An Act Converting The Tiburcio Tancinco Memorial Institute of Science and Technology in Calbayog City Into a State University to Be Known as the Northwest Samar State University, Integrating Therewith the Samar State College of Agriculture and Forestry in the Municipality of San Jorge, Both Located in the Province of Western Samar and Appropriating Funds Therefor* [online]. http://laws.chanrobles.com/republicacts/98_republicacts.php?id=9553 [Accessed 11 July 2013].
- Republic Act No. 9720. *An Act Converting the Ifugao State College of Agriculture and Forestry in the Municipality of Lamut and All Its Existing Extension Campuses Located in the Province of Ifugao into a State University To Be Known as the Ifugao State University and Appropriating Funds Therefor* [online]. http://laws.chanrobles.com/republicacts/98_republicacts.php?id=9554 [Accessed 11 July 2013].
- Republic Act No. 9721. *An Act Converting the Romblon State College in the Municipality of Odiongan, Province of Romblon into a State University to Be Known As the Romblon State University and Appropriating Funds Therefor* [online]. http://laws.chanrobles.com/republicacts/98_republicacts.php?id=9555 [Accessed 11 July 2013].
- Republic Act No. 9722. *An Act Converting The Central Visayas State College Of Agriculture, Forestry And Technology, Its Units And Satellite Campuses In The City Of Tagbilaran And In The Municipalities Of Bilar, Candijay, Clarin, Calape And Balilihan, All Located In The Province Of Bohol To Be Known As The Bohol Island State University (Bisu) And Appropriating Funds Therefor* [online]. http://www.lawphil.net/statutes/repacts/ra2009/ra_9722_2009.html [Accessed 23 April 2012].
- Republic Act No. 9744. *An Act Converting the Cebu State College of Science and Technology System City of Cebu and All Its Satellite Campuses Located in the Province of Cebu into a State University to be known as the Cebu Technological University (CTU) and*

- Appropriating Funds Therefor* [online]. http://laws.chanrobles.com/ph/ra/republicactno9744_pdf.php [Accessed 23 April 2012].
- Republic Act No. 9746. *An Act Converting The Polytechnic State College Of Antique In The Municipality Of Sibalom Into A State University To Be Known As The University Of Antique, Including Its Extension Campuses In The Municipalities Of Hamtic And Tibiao, All Located In The Province Of Antique And Appropriating Funds Therefor* [online]. <http://philippinelaw.info/statutes/ra9746.html> [Accessed 23 April 2012].
- Republic Act No. 9747. *An Act Renaming The Occidental Mindoro National College In The Municipality Of San Jose, Province Of Occidental Mindoro As The Occidental Mindoro State College* [online]. http://laws.chanrobles.com/republicacts/98_republicacts.php?id=9581 [Accessed 11 July 2013].
- Republic Act No. 9832. *An Act Converting The Don Honorio Ventura College Of Arts And Trades In The Municipality Of Bacolor, Province Of Pampanga Into A State University To Be Known As The Don Honorio Ventura Technological State University (Dhvtsu) And Appropriating Funds Therefor* [online]. http://laws.chanrobles.com/republicacts/99_republicacts.php?id=9666 [Accessed 11 July 2013].
- Republic Act No. 9852. *An Act Converting The Jose Rizal Memorial State College (Jrmisc) In The City Of Dapitan, Province Of Zamboanga Del Norte Into A State University To Be Known As The Jose Rizal Memorial State University (Jrmsu), Integrating Therewith The Katipunan National Agricultural School (Knas) In The Municipality Of Katipunan And The Zamboangadel Norte Agricultural College (Znac) In The Municipality Of Tampilisan, Both Municipalities Located In The Province Of Zamboanga Del Norte And Appropriating Funds Therefor* [online]. http://laws.chanrobles.com/republicacts/99_republicacts.php?id=9686 [Accessed 11 July 2013].
- Republic Act No. 9854. *An Act Establishing The Caraga State University In The Caraga Region By Integrating The Northern Mindanao State Institute Of Science And Technology (Normisist) In Ampayon, Butuan City And The Northern Mindanao College Of Arts, Science And Technology (Nmcast) In Cabadbaran, Agusan Del Norte And Appropriating Funds Therefor* [online]. http://laws.chanrobles.com/republicacts/99_republicacts.php?id=9688 [Accessed 11 July 2013].
- Republic Act No. 9966. *An Act Converting The Sultan Kudarat Polytechnic State College (Skpsc) In The City Of Tacurong And Its Designated Campuses In The Municipalities Of Lutayan, Kalamansig, Palimbang And Isulan, All Located In The Province Of Sultan Kudarat Into A State University To Be Known As The Sultan Kudarat State University (Sksu) And Appropriating Funds Therefor* [online]. http://laws.chanrobles.com/republicacts/100_republicacts.php?id=9798 [Accessed 11 July 2013].
- Republic Act No. 9998. *An Act Converting The Surigao Del Sur Polytechnic State College (Spspc) In The Province Of Surigao Del Sur Into A State University To Be Known As The Surigao Del Sur State University And Appropriating Funds Therefor* [online]. http://laws.chanrobles.com/republicacts/100_republicacts.php?id=9829 [Accessed 11 July 2013].

Appendix Tables and Figures

Appendix Table 1a. Percentage distribution of programs offered by SUC and total SUC enrollment vis-à-vis its mandate, Region I

	Don Mariano State University						Mariano Marcos State University						Pangasinan State University					
	2005/06	2006/07	2007/08	2008/09	2009/10	2010/11	2005/06	2006/07	2007/08	2008/09	2009/10	2010/11	2005/06	2006/07	2007/08	2008/09	2009/10	2010/11
Programs offered																		
<i>Inside the Mandate</i>	47.54	51.16	52.63	51.79	53.45	57.41	60.00	60.87	63.27	59.18	61.54	61.11	54.76	55.00	55.26	40.00	52.38	50.00
<i>Outside the Mandate</i>	52.46	48.84	47.37	48.21	46.55	42.59	40.00	39.13	36.73	40.82	38.46	38.89	45.24	45.00	44.74	60.00	47.62	50.00
Total	61	43	57	56	58	54	45	46	49	49	52	54	42	40	38	45	42	46
Enrollment in programs offered																		
<i>Inside the Mandate</i>	49.85	50.76	52.35	52.86	53.30	58.19	41.01	38.68	38.28	35.70	43.18	42.35	47.44	41.55	42.49	34.93	47.42	43.07
<i>Outside the Mandate</i>	50.15	49.24	47.65	47.14	46.70	41.81	58.99	61.32	61.72	64.30	56.82	57.65	52.56	58.45	57.51	65.07	52.58	56.93
Total Enrollment	9695	9897	9720	9736	10409	12185	6708	6885	7079	7482	9675	10273	9677	9666	9386	12377	13924	19146

Appendix Table 1b. Percentage distribution of programs offered by SUC and total SUC enrollment vis-à-vis its mandate, Region I

	University of Northern Philippines						Ilocos Sur Polytechnic State College					
	2005/06	2006/07	2007/08	2008/09	2009/10	2010/11	2005/06	2006/07	2007/08	2008/09	2009/10	2010/11
Programs offered												
<i>Inside the Mandate</i>	45.65	45.45	45.45	44.19	45.65	45.65	77.27	75.00	75.00	84.21	76.92	73.08
<i>Outside the Mandate</i>	54.35	54.55	54.55	55.81	54.35	54.35	22.73	25.00	25.00	15.79	23.08	26.92
Total	46	44	44	43	46	46	22	20	24	19	26	26
Enrollment in programs offered												
<i>Inside the Mandate</i>	28.00	27.05	27.05	27.69	25.35	25.43	90.87	78.59	85.84	85.90	89.63	89.24
<i>Outside the Mandate</i>	72.00	72.95	72.95	72.31	74.65	74.57	9.13	21.41	14.16	14.10	10.37	10.76
Total Enrollment	8162	7762	7762	7558	8939	9341	3810	1635	1511	1376	1581	1989

Appendix Table 2a. Percentage distribution of programs offered by SUC and total SUC enrollment vis-à-vis its mandate, Region II

	Cagayan State University						Isabela State University						Nueva Vizcaya State University					
	2005/06	2006/07	2007/08	2008/09	2009/10	2010/11	2005/06	2006/07	2007/08	2008/09	2009/10	2010/11	2005/06	2006/07	2007/08	2008/09	2009/10	2010/11
Programs offered																		
<i>Inside the Mandate</i>	55.56	57.63	55.17	57.14	52.38	55.22	58.44	58.46	54.55	54.69	57.14	57.14	78.85	78.43	80.36	78.43	77.05	78.33
<i>Outside the Mandate</i>	44.44	42.37	44.83	42.86	47.62	44.78	41.56	41.54	45.45	45.31	42.86	42.86	21.15	21.57	19.64	21.57	22.95	21.67
Total	54	59	58	56	63	67	77	65	77	64	77	77	52	51	56	51	61	60
Enrollment in programs offered																		
<i>Inside the Mandate</i>	54.37	52.48	51.78	50.47	45.83	43.76	44.83	45.62	46.56	38.64	40.05	43.28	87.47	86.54	84.16	85.33	83.36	82.56
<i>Outside the Mandate</i>	45.63	47.52	48.22	49.53	54.17	56.24	55.17	54.38	53.44	61.36	59.95	56.72	12.53	13.46	15.84	14.67	16.64	17.44
Total Enrollment	11008	12534	15051	18227	21014	28550	12094	12786	16338	15601	19115	25331	5489	5735	5605	5677	6029	6375

Appendix Table 2b. Percentage distribution of programs offered by SUC and total SUC enrollment vis-à-vis its mandate, Region II

	Philippine Normal University						Batanes State College						Quirino State College					
	2005/06	2006/07	2007/08	2008/09	2009/10	2010/11	2005/06	2006/07	2007/08	2008/09	2009/10	2010/11	2005/06	2006/07	2007/08	2008/09	2009/10	2010/11
Programs offered																		
<i>Inside the Mandate</i>	100.00	100.00	100.00	100.00	100.00	100.00	28.57	16.67	28.57	40.00	28.57	37.50	28.57	27.27	30.77	25.00	28.57	28.57
<i>Outside the Mandate</i>	0.00	0.00	0.00	0.00	0.00	0.00	71.43	83.33	71.43	60.00	71.43	62.50	71.43	72.73	69.23	75.00	71.43	71.43
Total	5	7	6	7	7	4	7	6	7	5	7	8	14	11	13	12	14	14
Enrollment in programs offered																		
<i>Inside the Mandate</i>	100.00	100.00	100.00	100.00	100.00	100.00	19.42	21.60	32.83	38.56	40.09	40.90	18.87	17.32	11.70	9.35	8.70	9.43
<i>Outside the Mandate</i>	0.00	0.00	0.00	0.00	0.00	0.00	80.58	78.40	67.17	61.44	59.91	59.10	81.13	82.68	88.30	90.65	91.30	90.57
Total Enrollment	1092	1380	919	1481	820	1338	345	287	466	306	429	379	673	635	624	706	851	1029

Appendix Table 3a. Percentage distribution of programs offered by SUC and total SUC enrollment vis-à-vis its mandate, Region III

	Bataan Peninsula State University						Bulacan State University						Don Honorario Ventura Technological State University					
	2005/06	2006/07	2007/08	2008/09	2009/10	2010/11	2005/06	2006/07	2007/08	2008/09	2009/10	2010/11	2005/06	2006/07	2007/08	2008/09	2009/10	2010/11
Programs offered																		
<i>Inside the Mandate</i>	60.87	59.26	58.62	62.07	57.58	55.88	93.55	91.43	91.43	90.00	90.70	91.49	64.29	80.00	80.00	72.22	90.00	85.00
<i>Outside the Mandate</i>	39.13	40.74	41.38	37.93	42.42	44.12	6.45	8.57	8.57	10.00	9.30	8.51	35.71	20.00	20.00	27.78	10.00	15.00
Total	23	27	29	29	33	34	31	35	35	40	43	47	14	15	15	18	20	20
Enrollment in programs offered																		
<i>Inside the Mandate</i>	71.97	47.10	47.57	49.77	54.90	61.05	64.97	92.51	92.51	89.07	87.16	86.64	71.47	82.59	82.59	77.40	82.71	84.52
<i>Outside the Mandate</i>	28.03	52.90	52.43	50.23	45.10	38.95	35.03	7.49	7.49	10.93	12.84	13.36	28.53	17.41	17.41	22.60	17.29	15.48
Total Enrollment	4135	8605	10675	10877	11323	11944	12231	14277	14277	16343	18681	20542	3736	3378	3378	5751	5611	9187

Appendix Table 3b. Percentage distribution of programs offered by SUC and total SUC enrollment vis-à-vis its mandate, Region III

	Nueva Ecija University of Science and Technology						Polytechnic University of the Philippines						Ramon Magsaysay Technological University					
	2005/06	2006/07	2007/08	2008/09	2009/10	2010/11	2005/06	2006/07	2007/08	2008/09	2009/10	2010/11	2005/06	2006/07	2007/08	2008/09	2009/10	2010/11
Programs offered																		
<i>Inside the Mandate</i>	77.42	76.92	76.92	75.00	69.70	74.19	88.89	90.91	90.91	91.67	91.67	91.67	70.00	70.00	69.44	67.65	68.57	67.57
<i>Outside the Mandate</i>	22.58	23.08	23.08	25.00	30.30	25.81	11.11	9.09	9.09	8.33	8.33	8.33	30.00	30.00	30.56	32.35	31.43	32.43
Total	31	26	26	28	33	31	9	11	11	12	12	12	40	40	36	34	35	37
Enrollment in programs offered																		
<i>Inside the Mandate</i>	66.15	62.02	71.18	66.95	62.92	62.77	92.04	97.28	97.28	98.46	98.46	100.00	64.58	64.58	56.34	56.34	58.82	61.83
<i>Outside the Mandate</i>	33.85	37.98	28.82	33.05	37.08	37.23	7.96	2.72	2.72	1.54	1.54	0.00	35.42	35.42	43.66	43.66	41.18	38.17
Total Enrollment	13824	8378	12035	13768	13580	15201	2286	2799	2799	4151	4151	4550	5110	5110	5098	5098	5821	6888

Appendix Table 3c. Percentage distribution of programs offered by SUC and total SUC enrollment vis-à-vis its mandate, Region III

	Central Luzon State University						Tarlac State University						Aurora State College of Technology					
	2005/06	2006/07	2007/08	2008/09	2009/10	2010/11	2005/06	2006/07	2007/08	2008/09	2009/10	2010/11	2005/06	2006/07	2007/08	2008/09	2009/10	2010/11
Programs offered																		
<i>Inside the Mandate</i>	72.92	75.00	75.00	73.58	60.00	59.72	23.81	20.51	23.81	18.60	21.74	22.22	93.33	93.33	86.67	82.35	83.33	83.33
<i>Outside the Mandate</i>	27.08	25.00	25.00	26.42	40.00	40.28	76.19	79.49	76.19	81.40	78.26	77.78	6.67	6.67	13.33	17.65	16.67	16.67
Total	48	52	52	53	70	72	42	39	42	43	46	45	15	15	15	17	18	18
Enrollment in programs offered																		
<i>Inside the Mandate</i>	49.67	50.29	50.29	46.58	46.65	48.69	10.31	8.50	8.69	8.04	8.70	8.68	94.35	94.35	93.89	89.35	88.39	87.76
<i>Outside the Mandate</i>	50.33	49.71	49.71	53.42	53.35	51.31	89.69	91.50	91.31	91.96	91.30	91.32	5.65	5.65	6.11	10.65	11.61	12.24
Total Enrollment	8114	6838	6838	6704	7563	7326	10167	10037	10691	10603	17407	11635	868	868	1570	1775	2292	2762

Appendix Table 3d. Percentage distribution of programs offered by SUC and total SUC enrollment vis-à-vis its mandate, Region III

	Bulacan Agricultural State College						Philippine State College of Aeronautics						Pampanga Agricultural College					
	2005/06	2006/07	2007/08	2008/09	2009/10	2010/11	2005/06	2006/07	2007/08	2008/09	2009/10	2010/11	2005/06	2006/07	2007/08	2008/09	2009/10	2010/11
Programs offered																		
<i>Inside the Mandate</i>	46.15	53.33	53.33	43.75	43.75	43.75	100.00	100.00	75.00	75.00	70.00	70.00	45.83	45.45	48.00	39.29	43.33	46.15
<i>Outside the Mandate</i>	53.85	46.67	46.67	56.25	56.25	56.25	0.00	0.00	25.00	25.00	30.00	30.00	54.17	54.55	52.00	60.71	56.67	53.85
Total	13	15	15	16	16	16	4	4	8	8	10	10	24	22	25	28	30	26
Enrollment in programs offered																		
<i>Inside the Mandate</i>	55.53	42.98	42.98	31.85	37.25	36.48	100.00	100.00	93.40	95.17	89.34	94.93	50.95	49.41	48.18	31.51	28.19	28.34
<i>Outside the Mandate</i>	44.47	57.02	57.02	68.15	62.75	63.52	0.00	0.00	6.60	4.83	10.66	5.07	49.05	50.59	51.82	68.49	71.81	71.66
Total Enrollment	1167	1324	1324	1708	1404	1708	149	149	197	207	244	217	1955	1775	2036	2345	2739	2781

Appendix Table 3e. Percentage distribution of programs offered by SUC and total SUC enrollment vis-à-vis its mandate, Region III

	Philippine Merchant Marine Academy						Tarlac College of Agriculture					
	2005/06	2006/07	2007/08	2008/09	2009/10	2010/11	2005/06	2006/07	2007/08	2008/09	2009/10	2010/11
Programs offered												
<i>Inside the Mandate</i>	100.00	100.00	100.00	100.00	100.00	100.00	47.62	42.86	43.48	47.62	47.62	48.00
<i>Outside the Mandate</i>	0.00	0.00	0.00	0.00	0.00	0.00	52.38	57.14	56.52	52.38	52.38	52.00
Total	4	4	4	4	4	4	21	21	23	21	21	25
Enrollment in programs offered												
<i>Inside the Mandate</i>	100.00	100.00	100.00	100.00	100.00	100.00	33.51	25.33	26.56	26.47	27.55	27.35
<i>Outside the Mandate</i>	0.00	0.00	0.00	0.00	0.00	0.00	66.49	74.67	73.44	73.53	72.45	72.65
Total Enrollment	1188	1222	1224	1224	1103	1103	2074	1828	1619	1806	2200	2446

Appendix Table 4a. Percentage distribution of programs offered by SUC and total SUC enrollment vis-à-vis its mandate, Region IV-A

	Philippine State College of Aeronautics						Batangas State University						Cavite State University					
	2005/06	2006/07	2007/08	2008/09	2009/10	2010/11	2005/06	2006/07	2007/08	2008/09	2009/10	2010/11	2005/06	2006/07	2007/08	2008/09	2009/10	2010/11
Programs offered																		
<i>Inside the Mandate</i>	100.00	100.00	100.00	100.00	100.00	100.00	89.81	91.18	90.00	87.01	86.36	85.23	74.14	68.52	73.02	70.91	72.86	73.24
<i>Outside the Mandate</i>	0.00	0.00	0.00	0.00	0.00	0.00	10.19	8.82	10.00	12.99	13.64	14.77	25.86	31.48	26.98	29.09	27.14	26.76
Total	4	4	4	7	7	7	108	68	90	77	88	88	58	54	63	55	70	71
Enrollment in programs offered																		
<i>Inside the Mandate</i>	100.00	100.00	100.00	100.00	100.00	100.00	93.86	88.91	89.99	88.40	85.45	87.01	54.57	54.58	54.69	53.23	53.86	55.26
<i>Outside the Mandate</i>	0.00	0.00	0.00	0.00	0.00	0.00	6.14	11.09	10.01	11.60	14.55	12.99	45.43	45.42	45.31	46.77	46.14	44.74
Total Enrollment	247	247	247	363	363	363	9330	7848	9211	13453	15806	21251	7658	8742	9051	10853	13175	15645

Appendix Table 4b. Percentage distribution of programs offered by SUC and total SUC enrollment vis-à-vis its mandate, Region IV-A

	Philippine State College of Aeronautics						Batangas State University						Cavite State University					
	2005/06	2006/07	2007/08	2008/09	2009/10	2010/11	2005/06	2006/07	2007/08	2008/09	2009/10	2010/11	2005/06	2006/07	2007/08	2008/09	2009/10	2010/11
Programs offered																		
<i>Inside the Mandate</i>	100.00	100.00	100.00	100.00	100.00	100.00	89.81	91.18	90.00	87.01	86.36	85.23	74.14	68.52	73.02	70.91	72.86	73.24
<i>Outside the Mandate</i>	0.00	0.00	0.00	0.00	0.00	0.00	10.19	8.82	10.00	12.99	13.64	14.77	25.86	31.48	26.98	29.09	27.14	26.76
Total	4	4	4	7	7	7	108	68	90	77	88	88	58	54	63	55	70	71
Enrollment in programs offered																		
<i>Inside the Mandate</i>	100.00	100.00	100.00	100.00	100.00	100.00	93.86	88.91	89.99	88.40	85.45	87.01	54.57	54.58	54.69	53.23	53.86	55.26
<i>Outside the Mandate</i>	0.00	0.00	0.00	0.00	0.00	0.00	6.14	11.09	10.01	11.60	14.55	12.99	45.43	45.42	45.31	46.77	46.14	44.74
Total Enrollment	247	247	247	363	363	363	9330	7848	9211	13453	15806	21251	7658	8742	9051	10853	13175	15645

Appendix Table 4c. Percentage distribution of programs offered by SUC and total SUC enrollment vis-à-vis its mandate, Region IV-A

	Laguna State Polytechnic University						Southern Luzon State University						University of Rizal					
	2005/06	2006/07	2007/08	2008/09	2009/10	2010/11	2005/06	2006/07	2007/08	2008/09	2009/10	2010/11	2005/06	2006/07	2007/08	2008/09	2009/10	2010/11
Programs offered																		
<i>Inside the Mandate</i>	31.82	31.71	89.13	91.67	87.27	84.21	19.35	20.00	100.00	100.00	100.00	100.00	44.26	46.55	46.55	50.00	49.18	47.62
<i>Outside the Mandate</i>	68.18	68.29	10.87	8.33	12.73	15.79	80.65	80.00	0.00	0.00	0.00	0.00	55.74	53.45	53.45	50.00	50.82	52.38
Total	44	41	46	48	55	57	31	30	33	37	36	37	61	58	58	54	61	63
Enrollment in programs offered																		
<i>Inside the Mandate</i>	25.07	21.98	89.64	87.74	87.80	79.87	13.35	12.02	100.00	100.00	100.00	100.00	32.74	33.96	31.29	33.33	32.01	32.09
<i>Outside the Mandate</i>	74.93	78.02	10.36	12.26	12.20	20.13	86.65	87.98	0.00	0.00	0.00	0.00	67.26	66.04	68.71	66.67	67.99	67.91
Total Enrollment	7312	6401	6931	7780	8251	9578	7026	6964	7784	9547	9908	10391	14694	13952	14258	13557	13741	14647

Appendix Table 4d. Percentage distribution of programs offered by SUC and total SUC enrollment vis-à-vis its mandate, Region IV-A

	Philippine Normal University						Polytechnic University of the Philippines						Technological University of the Philippines						University of the Philippines- Open University					
	2005/06	2006/07	2007/08	2008/09	2009/10	2010/11	2005/06	2006/07	2007/08	2008/09	2009/10	2010/11	2005/06	2006/07	2007/08	2008/09	2009/10	2010/11	2005/06	2006/07	2007/08	2008/09	2009/10	2010/11
Programs offered																								
<i>Inside the Mandate</i>	100.00	100.00	100.00	100.00	100.00	100.00	100.00	94.44	94.44	94.74	95.24	100.00	100.00	100.00	100.00	100.00	100.00	100.00	77.24	76.11	76.11	74.60	74.80	75.20
<i>Outside the Mandate</i>	0.00	0.00	0.00	0.00	0.00	0.00	0.00	5.56	5.56	5.26	4.76	0.00	0.00	0.00	0.00	0.00	0.00	0.00	22.76	23.89	23.89	25.40	25.20	24.80
Total	3	2	3	2	2	2	18	18	18	19	21	19	3	3	3	7	11	6	123	113	113	126	123	125
Enrollment in programs offered																								
<i>Inside the Mandate</i>	100.00	100.00	100.00	100.00	100.00	100.00	100.00	97.41	97.41	99.69	100.00	100.00	100.00	100.00	100.00	100.00	100.00	100.00	82.39	82.08	82.08	80.45	79.66	77.89
<i>Outside the Mandate</i>	0.00	0.00	0.00	0.00	0.00	0.00	0.00	2.59	2.59	0.31	0.00	0.00	0.00	0.00	0.00	0.00	0.00	0.00	17.61	17.92	17.92	19.55	20.34	22.11
Total Enrollment	593	573	534	531	531	790	9005	9827	9827	11114	11657	11817	381	381	381	429	426	443	11740	11478	11478	11812	12503	11341

Appendix Table 5a. Percentage distribution of programs offered by SUC and total SUC enrollment vis-à-vis its mandate, Region IV-B

	Palawan State University						Romblon State University						Western Philippines University					
	2005/06	2006/07	2007/08	2008/09	2009/10	2010/11	2005/06	2006/07	2007/08	2008/09	2009/10	2010/11	2005/06	2006/07	2007/08	2008/09	2009/10	2010/11
Programs offered																		
<i>Inside the Mandate</i>	56.41	51.43	57.50	50.00	50.00	44.44	80.95	81.82	83.33	78.95	72.73	76.00	82.76	71.88	70.59	70.97	70.59	70.59
<i>Outside the Mandate</i>	43.59	48.57	42.50	50.00	50.00	55.56	19.05	18.18	16.67	21.05	27.27	24.00	17.24	28.13	29.41	29.03	29.41	29.41
Total	39	35	40	34	38	45	21	22	24	19	22	25	29	32	34	31	34	34
Enrollment in programs offered																		
<i>Inside the Mandate</i>	48.38	41.98	36.81	33.55	32.33	29.44	76.48	77.54	73.95	64.67	76.78	74.81	72.27	55.89	43.04	46.41	47.15	47.85
<i>Outside the Mandate</i>	51.62	58.02	63.19	66.45	67.67	70.56	23.52	22.46	26.05	35.33	23.22	25.19	27.73	44.11	56.96	53.59	52.85	52.15
Total Enrollment	13191	12488	13187	12266	12987	14136	4048	4631	4611	4039	5056	5173	3523	3868	5190	4562	5877	6995

Appendix Table 5b. Percentage distribution of programs offered by SUC and total SUC enrollment vis-à-vis its mandate, Region IV-B

	Marinduque State College						Mindoro State College of Agriculture and Technology						Occidental Mindoro State College						Polytechnic University of the Philippines							
	2005/06	2006/07	2007/08	2008/09	2009/10	2010/11	2005/06	2006/07	2007/08	2008/09	2009/10	2010/11	2005/06	2006/07	2007/08	2008/09	2009/10	2010/11	2005/06	2006/07	2007/08	2008/09	2009/10	2010/11		
Programs offered																										
<i>Inside the Mandate</i>	46.67	47.06	47.06	45.45	43.48	45.45	53.33	46.67	46.67	50.00	44.44	40.00	68.75	71.43	70.59	71.43	70.59	70.59							100.00	100.00
<i>Outside the Mandate</i>	53.33	52.94	52.94	54.55	56.52	54.55	46.67	53.33	53.33	50.00	55.56	60.00	31.25	28.57	29.41	28.57	29.41	29.41							0.00	0.00
Total	15	17	17	22	23	22	15	15	15	16	18	20	16	14	17	14	17	17							2	3
Enrollment in programs offered																										
<i>Inside the Mandate</i>	43.95	49.49	51.63	48.16	50.36	47.85	45.11	34.39	38.78	34.09	26.74	28.45	80.67	58.15	57.25	58.43	60.24	62.37							100.00	100.00
<i>Outside the Mandate</i>	56.05	50.51	48.37	51.84	49.64	52.15	54.89	65.61	61.22	65.91	73.26	71.55	19.33	41.85	42.75	41.57	39.76	37.63							0.00	0.00
Total Enrollment	3124	2625	2758	3692	3793	4410	1401	1413	2331	2989	3197	3244	6315	6286	5289	5203	5637	6494							161	355

Appendix Table 6a. Percentage distribution of programs offered by SUC and total SUC enrollment vis-à-vis its mandate, Region V

	Bicol University						Central Bicol State University of Agriculture						Partido State University					
	2005/06	2006/07	2007/08	2008/09	2009/10	2010/11	2005/06	2006/07	2007/08	2008/09	2009/10	2010/11	2005/06	2006/07	2007/08	2008/09	2009/10	2010/11
Programs offered																		
<i>Inside the Mandate</i>	75.00	77.97	75.71	75.36	75.31	78.38	60.00	58.62	60.00	59.26	90.63	90.32	56.00	57.14	55.17	56.25	54.29	54.05
<i>Outside the Mandate</i>	25.00	22.03	24.29	24.64	24.69	21.62	40.00	41.38	40.00	40.74	9.38	9.68	44.00	42.86	44.83	43.75	45.71	45.95
Total	64	59	70	69	81	111	30	29	30	27	32	31	25	28	29	32	35	37
Enrollment in programs offered																		
<i>Inside the Mandate</i>	74.86	74.20	72.45	70.70	65.97	68.48	74.70	75.29	66.71	61.93	94.17	93.17	32.12	45.19	44.06	50.42	50.47	49.76
<i>Outside the Mandate</i>	25.14	25.80	27.55	29.30	34.03	31.52	25.30	24.71	33.29	38.07	5.83	6.83	67.88	54.81	55.94	49.58	49.53	50.24
Total Enrollment	13055	9900	12790	14198	19361	18381	5139	4888	4470	4626	6196	6965	2646	2695	3066	3665	4496	5269

Appendix Table 6b. Percentage distribution of programs offered by SUC and total SUC enrollment vis-à-vis its mandate, Region V

	Polytechnic University of the Philippines						Camarines Norte State College						Camarines Sur Polytechnic College					
	2005/06	2006/07	2007/08	2008/09	2009/10	2010/11	2005/06	2006/07	2007/08	2008/09	2009/10	2010/11	2005/06	2006/07	2007/08	2008/09	2009/10	2010/11
Programs offered																		
<i>Inside the Mandate</i>	100.00	100.00	100.00	100.00	100.00	100.00	78.13	76.67	72.22	76.67	72.22	72.22	52.94	52.94	52.94	52.94	52.94	52.94
<i>Outside the Mandate</i>	0.00	0.00	0.00	0.00	0.00	0.00	21.88	23.33	27.78	23.33	27.78	27.78	47.06	47.06	47.06	47.06	47.06	47.06
Total	5	5	5	6	6	7	32	30	36	30	36	36	17	17	17	17	17	17
Enrollment in programs offered																		
<i>Inside the Mandate</i>	100.00	100.00	100.00	100.00	100.00	100.00	72.04	73.18	77.02	80.00	82.18	81.73	60.43	57.38	68.48	62.70	62.13	62.43
<i>Outside the Mandate</i>	0.00	0.00	0.00	0.00	0.00	0.00	27.96	26.82	22.98	20.00	17.82	18.27	39.57	42.62	31.52	37.30	37.87	37.57
Total Enrollment	985	1006	1006	1039	1047	1016	3480	3650	4200	4609	5079	5934	3771	3935	2494	2842	3245	3431

Appendix Table 6c. Percentage distribution of programs offered by SUC and total SUC enrollment vis-à-vis its mandate, Region V

	Dr. E. B. Espinosa, Sr. Mem. State College of Agri and Tech						Sorsogon State College					
	2005/06	2006/07	2007/08	2008/09	2009/10	2010/11	2005/06	2006/07	2007/08	2008/09	2009/10	2010/11
Programs offered												
<i>Inside the Mandate</i>	58.33	66.67	64.29	63.64	60.00	60.00	86.67	86.21	83.87	87.10	85.29	87.10
<i>Outside the Mandate</i>	41.67	33.33	35.71	36.36	40.00	40.00	13.33	13.79	16.13	12.90	14.71	12.90
Total	12	12	14	11	15	15	30	29	31	31	34	31
Enrollment in programs offered												
<i>Inside the Mandate</i>	72.26	59.49	55.02	63.77	71.50	70.88	91.07	92.51	83.26	93.33	94.13	92.49
<i>Outside the Mandate</i>	27.74	40.51	44.98	36.23	28.50	29.12	8.93	7.49	16.74	6.67	5.87	7.51
Total Enrollment	1049	817	707	897	1663	2105	5175	5207	5387	6057	6711	8001

Appendix Table 7a. Percentage distribution of programs offered by SUC and total SUC enrollment vis-à-vis its mandate, Region VI

	Aklan State University						Capiz State University						Philippine Normal University					
	2005/06	2006/07	2007/08	2008/09	2009/10	2010/11	2005/06	2006/07	2007/08	2008/09	2009/10	2010/11	2005/06	2006/07	2007/08	2008/09	2009/10	2010/11
Programs offered																		
<i>Inside the Mandate</i>	75.00	75.00	72.73	62.50	62.86	62.86	75.00	69.05	69.77	72.34	72.92	71.70	100.00	100.00	100.00	100.00	100.00	100.00
<i>Outside the Mandate</i>	25.00	25.00	27.27	37.50	37.14	37.14	25.00	30.95	30.23	27.66	27.08	28.30	0.00	0.00	0.00	0.00	0.00	0.00
Total	24	24	22	32	35	35	48	42	43	47	48	53	6	6	6	6	8	8
Enrollment in programs offered																		
<i>Inside the Mandate</i>	75.41	75.41	70.16	60.81	59.32	62.79	68.17	57.70	57.49	55.70	56.64	53.73	100.00	100.00	100.00	100.00	100.00	100.00
<i>Outside the Mandate</i>	24.59	24.59	29.84	39.19	40.68	37.21	31.83	42.30	42.51	44.30	43.36	46.27	0.00	0.00	0.00	0.00	0.00	0.00
Total Enrollment	3920	3920	3264	3975	4789	5313	7541	6099	6114	6760	6409	7939	1419	1556	1556	1519	1529	1312

Appendix Table 7b. Percentage distribution of programs offered by SUC and total SUC enrollment vis-à-vis its mandate, Region VI

	Technological University of the Philippines						University of Antique						University of the Philippines- Visayas					
	2005/06	2006/07	2007/08	2008/09	2009/10	2010/11	2005/06	2006/07	2007/08	2008/09	2009/10	2010/11	2005/06	2006/07	2007/08	2008/09	2009/10	2010/11
Programs offered																		
<i>Inside the Mandate</i>	100.00	100.00	100.00	100.00	100.00	100.00	28.95	21.43	26.19	17.50	70.00	70.21		68.57	68.57	70.00	71.43	67.74
<i>Outside the Mandate</i>	0.00	0.00	0.00	0.00	0.00	0.00	71.05	78.57	73.81	82.50	30.00	29.79		31.43	31.43	30.00	28.57	32.26
Total	4	4	4	3	3	3	38	42	42	40	40	47		35	35	30	28	31
Enrollment in programs offered																		
<i>Inside the Mandate</i>	100.00	100.00	100.00	100.00	100.00	100.00	13.17	11.06	9.42	5.87	53.39	59.46		53.04	53.04	46.80	47.16	47.49
<i>Outside the Mandate</i>	0.00	0.00	0.00	0.00	0.00	0.00	86.83	88.94	90.58	94.13	46.61	40.54		46.96	46.96	53.20	52.84	52.51
Total Enrollment	394	394	394	319	193	141	4987	4992	5443	6009	6009	7942		4845	4845	2346	2430	2653

Appendix Table 7c. Percentage distribution of programs offered by SUC and total SUC enrollment vis-à-vis its mandate, Region VI

	West Visayas State University						Carlos C. Hildalgo Memorial State College						Guimaras State College					
	2005/06	2006/07	2007/08	2008/09	2009/10	2010/11	2005/06	2006/07	2007/08	2008/09	2009/10	2010/11	2005/06	2006/07	2007/08	2008/09	2009/10	2010/11
Programs offered																		
<i>Inside the Mandate</i>	76.60	78.26	78.26	72.92	72.55	72.41	28.57	23.53	21.05	17.39	19.23	19.23	63.64	70.00	70.00	63.64	69.23	69.23
<i>Outside the Mandate</i>	23.40	21.74	21.74	27.08	27.45	27.59	71.43	76.47	78.95	82.61	80.77	80.77	36.36	30.00	30.00	36.36	30.77	30.77
Total	47	46	46	48	51	58	14	17	19	23	26	26	11	10	10	11	13	13
Enrollment in programs offered																		
<i>Inside the Mandate</i>	54.02	49.74	50.59	56.95	57.10	53.58	44.63	40.85	39.53	31.57	26.91	22.60	64.13	80.11	80.11	83.69	82.31	84.82
<i>Outside the Mandate</i>	45.98	50.26	49.41	43.05	42.90	46.42	55.37	59.15	60.47	68.43	73.09	77.40	35.87	19.89	19.89	16.31	17.69	15.18
Total Enrollment	12602	12453	12005	11835	11500	13616	4495	4979	5072	5565	6612	7726	1132	1252	1252	1514	1775	1805

Appendix Table 7d. Percentage distribution of programs offered by SUC and total SUC enrollment vis-à-vis its mandate, Region VI

	Iloilo State College of Fisheries						Negros State College of Agriculture						Northern Iloilo Polytechnic State College					
	2005/06	2006/07	2007/08	2008/09	2009/10	2010/11	2005/06	2006/07	2007/08	2008/09	2009/10	2010/11	2005/06	2006/07	2007/08	2008/09	2009/10	2010/11
Programs offered																		
<i>Inside the Mandate</i>	17.86	22.22	20.69	20.83	20.69	21.43	88.24	93.75	93.75	82.76	83.33	83.33	50.00	52.38	54.55	60.71	55.17	55.17
<i>Outside the Mandate</i>	82.14	77.78	79.31	79.17	79.31	78.57	11.76	6.25	6.25	17.24	16.67	16.67	50.00	47.62	45.45	39.29	44.83	44.83
Total	28	27	29	24	29	28	17	16	16	29	30	30	22	21	22	28	29	29
Enrollment in programs offered																		
<i>Inside the Mandate</i>	26.81	21.68	21.11	25.19	29.13	40.86	99.66	99.08	99.21	91.18	84.37	83.92	53.54	50.32	50.96	54.66	53.47	48.36
<i>Outside the Mandate</i>	73.19	78.32	78.89	74.81	70.87	59.14	0.34	0.92	0.79	8.82	15.63	16.08	46.46	49.68	49.04	45.34	46.53	51.64
Total Enrollment	3227	2777	2852	3037	3560	3664	2086	2292	2658	5693	4657	5049	4352	4032	4080	3838	4524	4928

Appendix Table 7e. Percentage distribution of programs offered by SUC and total SUC enrollment vis-à-vis its mandate, Region VI

	Northern Negros State College of Science and Technology						Western Visayas College of Science and Technology					
	2005/06	2006/07	2007/08	2008/09	2009/10	2010/11	2005/06	2006/07	2007/08	2008/09	2009/10	2010/11
Programs offered												
<i>Inside the Mandate</i>	77.78	77.78	77.78	58.33	64.29	60.00	20.00	17.86	17.86	16.67	21.88	22.58
<i>Outside the Mandate</i>	22.22	22.22	22.22	41.67	35.71	40.00	80.00	82.14	82.14	83.33	78.13	77.42
Total	9	9	9	12	14	15	30	28	28	30	32	31
Enrollment in programs offered												
<i>Inside the Mandate</i>	90.92	90.92	90.92	54.30	52.90	50.41	13.44	9.46	9.46	13.88	10.28	10.28
<i>Outside the Mandate</i>	9.08	9.08	9.08	45.70	47.10	49.59	86.56	90.54	90.54	86.12	89.72	89.72
Total Enrollment	1564	1564	1564	1779	1363	2410	7253	5643	5643	5604	5261	5557

Appendix Table 8a. Percentage distribution of programs offered by SUC and total SUC enrollment vis-à-vis its mandate, Region VII

	Cebu Technological University						Bohol Island State University						Siquijor State College					
	2005/06	2006/07	2007/08	2008/09	2009/10	2010/11	2005/06	2006/07	2007/08	2008/09	2009/10	2010/11	2005/06	2006/07	2007/08	2008/09	2009/10	2010/11
Programs offered																		
<i>Inside the Mandate</i>	87.50	86.96	89.29	89.29	54.84	51.35	76.19	75.00	73.53	71.43	94.44	94.44	64.29	64.29	64.29	64.71	64.71	64.71
<i>Outside the Mandate</i>	12.50	13.04	10.71	10.71	45.16	48.65	23.81	25.00	26.47	28.57	5.56	5.56	35.71	35.71	35.71	35.29	35.29	35.29
Total	24	23	28	28	31	37	21	28	34	35	36	36	14	14	14	17	17	17
Enrollment in programs offered																		
<i>Inside the Mandate</i>	86.57	86.15	82.58	82.56	43.14	43.72	67.82	59.98	62.35	57.07	95.59	96.64	58.19	59.04	59.04	58.97	56.42	61.54
<i>Outside the Mandate</i>	13.43	13.85	17.42	17.44	56.86	56.28	32.18	40.02	37.65	42.93	4.41	3.36	41.81	40.96	40.96	41.03	43.58	38.46
Total Enrollment	6703	6238	5958	6444	11844	17231	4839	4957	4791	6473	8346	9557	1356	1228	1228	1243	1652	2158

Appendix Table 8b. Percentage distribution of programs offered by SUC and total SUC enrollment vis-à-vis its mandate, Region VII

	Cebu Normal University						Negros Oriental State University						University of the Philippines- College of Cebu						Philippine State College of Aeronautics- Mactan Air base						
	2005/06	2006/07	2007/08	2008/09	2009/10	2010/11	2005/06	2006/07	2007/08	2008/09	2009/10	2010/11	2005/06	2006/07	2007/08	2008/09	2009/10	2010/11	2005/06	2006/07	2007/08	2008/09	2009/10	2010/11	
Programs offered																									
<i>Inside the Mandate</i>	32.00	30.43	37.50	41.94	36.36	38.10	100.00	100.00	100.00	100.00	100.00	100.00					69.23	69.23	66.67	100.00	100.00	100.00	100.00	100.00	100.00
<i>Outside the Mandate</i>	68.00	69.57	62.50	58.06	63.64	61.90	0.00	0.00	0.00	0.00	0.00	0.00					30.77	30.77	33.33	0.00	0.00	0.00	0.00	0.00	0.00
Total	25	23	32	31	44	42	68	63	66	62	62	67					13	13	15	5	5	5	5	6	7
Enrollment in programs offered																									
<i>Inside the Mandate</i>	62.25	58.74	55.50	58.51	54.83	52.94	100.00	100.00	100.00	100.00	100.00	100.00					61.96	61.62	62.41	100.00	100.00	100.00	100.00	100.00	100.00
<i>Outside the Mandate</i>	37.75	41.26	44.50	41.49	45.17	47.06	0.00	0.00	0.00	0.00	0.00	0.00					38.04	38.38	37.59	0.00	0.00	0.00	0.00	0.00	0.00
Total Enrollment	5099	5514	5762	6753	7015	7306	13745	13253	14473	14473	14473	17807					1141	1157	1237	774	300	300	356	418	372

Appendix Table 9a. Percentage distribution of programs offered by SUC and total SUC enrollment vis-à-vis its mandate, Region VIII

	Naval State University						Palompon Institute of Technology						Samar State College of Agriculture and Forestry					
	2005/06	2006/07	2007/08	2008/09	2009/10	2010/11	2005/06	2006/07	2007/08	2008/09	2009/10	2010/11	2005/06	2006/07	2007/08	2008/09	2009/10	2010/11
Programs offered																		
<i>Inside the Mandate</i>	67.86	66.67	64.52	61.29	77.78	75.76	68.42	68.42	68.42	74.07	74.19	74.19	66.67	70.00	70.00	66.67		
<i>Outside the Mandate</i>	32.14	33.33	35.48	38.71	22.22	24.24	31.58	31.58	31.58	25.93	25.81	25.81	33.33	30.00	30.00	33.33		
Total	28	30	31	31	36	33	19	19	19	27	31	31	9	10	10	9		
Enrollment in programs offered																		
<i>Inside the Mandate</i>	42.12	41.95	38.76	39.43	65.56	60.97	56.17	58.27	58.27	56.23	54.32	51.69	73.24	74.86	74.86	51.26		
<i>Outside the Mandate</i>	57.88	58.05	61.24	60.57	34.44	39.03	43.83	41.73	41.73	43.77	45.68	48.31	26.76	25.14	25.14	48.74		
Total Enrollment	3585	3917	4210	4900	5177	4878	2316	2423	2423	2794	3113	3602	213	183	183	199		

Appendix Table 9b. Percentage distribution of programs offered by SUC and total SUC enrollment vis-à-vis its mandate, Region VIII

	Northwest Samar State University						Eastern Samar State University						Eastern Visayas State University					
	2005/06	2006/07	2007/08	2008/09	2009/10	2010/11	2005/06	2006/07	2007/08	2008/09	2009/10	2010/11	2005/06	2006/07	2007/08	2008/09	2009/10	2010/11
Programs offered																		
<i>Inside the Mandate</i>	88.89	82.76	81.25	82.35	87.18	87.18	80.56	80.00	80.00	76.47	78.38	79.55	97.62	97.56	97.73	97.62	97.62	93.88
<i>Outside the Mandate</i>	11.11	17.24	18.75	17.65	12.82	12.82	19.44	20.00	20.00	23.53	21.62	20.45	2.38	2.44	2.27	2.38	2.38	6.12
Total	27	29	32	34	39	39	36	35	35	34	37	44	42	41	44	42	42	49
Enrollment in programs offered																		
<i>Inside the Mandate</i>	94.68	70.27	70.00	67.48	87.53	88.46	73.47	70.97	71.38	77.25	79.33	75.95	99.81	100.00	99.80	99.85	99.87	98.69
<i>Outside the Mandate</i>	5.32	29.73	30.00	32.52	12.47	11.54	26.53	29.03	28.62	22.75	20.67	24.05	0.19	0.00	0.20	0.15	0.13	1.31
Total Enrollment	3120	3760	4154	4487	5011	5721	5474	5807	5891	7015	6656	8887	10821	10010	10592	11719	13459	14921

Appendix Table 9c. Percentage distribution of programs offered by SUC and total SUC enrollment vis-à-vis its mandate, Region VIII

	Visayas State University						Leyte Normal University						Samar State University					
	2005/06	2006/07	2007/08	2008/09	2009/10	2010/11	2005/06	2006/07	2007/08	2008/09	2009/10	2010/11	2005/06	2006/07	2007/08	2008/09	2009/10	2010/11
Programs offered																		
<i>Inside the Mandate</i>	94.34	93.88	93.88	90.74	90.16	90.16	47.62	44.00	48.28	42.31	48.48	42.86	93.10	92.11	91.89	91.67	90.24	90.24
<i>Outside the Mandate</i>	5.66	6.12	6.12	9.26	9.84	9.84	52.38	56.00	51.72	57.69	51.52	57.14	6.90	7.89	8.11	8.33	9.76	9.76
Total	53	49	49	54	61	61	21	25	29	26	33	28	29	38	37	36	41	41
Enrollment in programs offered																		
<i>Inside the Mandate</i>	91.39	88.09	88.09	74.64	72.87	73.19	77.37	72.56	67.42	63.26	58.31	58.00	91.90	90.72	90.50	89.04	90.24	93.45
<i>Outside the Mandate</i>	8.61	11.91	11.91	25.36	27.13	26.81	22.63	27.44	32.58	36.74	41.69	42.00	8.10	9.28	9.50	10.96	9.76	6.55
Total Enrollment	5415	5071	5071	5571	6325	7165	5480	5798	5779	5428	5788	6116	3382	2985	3201	3457	3566	3910

Appendix Table 9d. Percentage distribution of programs offered by SUC and total SUC enrollment vis-à-vis its mandate, Region VIII

	Southern Leyte State University						University of Eastern Philippines						University of the Philippines Tacloban College					
	2005/06	2006/07	2007/08	2008/09	2009/10	2010/11	2005/06	2006/07	2007/08	2008/09	2009/10	2010/11	2005/06	2006/07	2007/08	2008/09	2009/10	2010/11
Programs offered																		
<i>Inside the Mandate</i>	94.74	95.45	87.10	87.50	87.50	87.88	75.81	76.92	76.92	76.92	75.34	75.34	72.22	72.22	72.22	88.89	88.89	88.89
<i>Outside the Mandate</i>	5.26	4.55	12.90	12.50	12.50	12.12	24.19	23.08	23.08	23.08	24.66	24.66	27.78	27.78	27.78	11.11	11.11	11.11
Total	19	22	31	32	32	33	62	65	65	65	73	73	36	36	36	9	9	9
Enrollment in programs offered																		
<i>Inside the Mandate</i>	97.41	97.84	96.29	96.58	96.14	95.60	72.37	69.36	69.36	69.36	65.16	61.44	82.18	82.18	82.18	84.53	85.00	86.08
<i>Outside the Mandate</i>	2.59	2.16	3.71	3.42	3.86	4.40	27.63	30.64	30.64	30.64	34.84	38.56	17.82	17.82	17.82	15.47	15.00	13.92
Total Enrollment	3826	3744	4047	4625	4458	5231	7549	7985	7985	7985	9474	11476	4787	4787	4787	1125	1053	1135

Appendix Table 10a. Percentage distribution of programs offered by SUC and total SUC enrollment vis-à-vis its mandate, Region IX

	Jose Rizal Memorial State University						Mindanao State University-Buug						Western Mindanao State University					
	2005/06	2006/07	2007/08	2008/09	2009/10	2010/11	2005/06	2006/07	2007/08	2008/09	2009/10	2010/11	2005/06	2006/07	2007/08	2008/09	2009/10	2010/11
Programs offered																		
<i>Inside the Mandate</i>	77.78	76.09	76.47	72.73	100.00	100.00	40.00	40.00	40.00	40.00	40.00	40.00	88.41	88.24	87.84	85.71	86.67	85.53
<i>Outside the Mandate</i>	22.22	23.91	23.53	27.27	0.00	0.00	60.00	60.00	60.00	60.00	60.00	60.00	11.59	11.76	12.16	14.29	13.33	14.47
Total	45	46	51	44	53	54	5	5	5	5	5	5	69	68	74	70	75	76
Enrollment in programs offered																		
<i>Inside the Mandate</i>	71.54	52.52	45.63	42.43	100.00	100.00	25.37	25.37	25.37	25.37	25.37	25.37	96.33	96.44	94.58	92.90	93.19	92.90
<i>Outside the Mandate</i>	28.46	47.48	54.37	57.57	0.00	0.00	74.63	74.63	74.63	74.63	74.63	74.63	3.67	3.56	5.42	7.10	6.81	7.10
Total Enrollment	3704	5318	4881	4431	4717	5170	339	339	339	339	339	339	8292	8536	10198	13134	19651	21259

Appendix Table 10b. Percentage distribution of programs offered by SUC and total SUC enrollment vis-à-vis its mandate, Region IX

	Basilan State College						Josefina H. Cerilles State College						Zamboanga City State Polytechnic College						Zamboanga State College of Marine Sciences and Tech.					
	2005/06	2006/07	2007/08	2008/09	2009/10	2010/11	2005/06	2006/07	2007/08	2008/09	2009/10	2010/11	2005/06	2006/07	2007/08	2008/09	2009/10	2010/11	2005/06	2006/07	2007/08	2008/09	2009/10	2010/11
Programs offered																								
<i>Inside the Mandate</i>	25.00	25.00	25.00	25.00	21.43	21.43	84.62	83.33	75.00	80.00	82.61	83.33	53.85	53.85	53.85	57.14	44.44	42.11	66.67	61.54	62.50	46.15	56.25	52.94
<i>Outside the Mandate</i>	75.00	75.00	75.00	75.00	78.57	78.57	15.38	16.67	25.00	20.00	17.39	16.67	46.15	46.15	46.15	42.86	55.56	57.89	33.33	38.46	37.50	53.85	43.75	47.06
Total	20	20	20	20	14	14	13	12	12	15	23	24	13	13	13	14	18	19	15	13	16	13	16	17
Enrollment in programs offered																								
<i>Inside the Mandate</i>	46.07	46.07	46.07	46.07	43.81	43.71	85.82	97.80	86.67	84.16	82.97	80.62	72.98	72.98	72.98	75.75	82.76	71.38	76.45	62.22	60.87	57.65	57.33	54.79
<i>Outside the Mandate</i>	53.93	53.93	53.93	53.93	56.19	56.29	14.18	2.20	13.33	15.84	17.03	19.38	27.02	27.02	27.02	24.25	17.24	28.62	23.55	37.78	39.13	42.35	42.67	45.21
Total Enrollment	2008	2008	2008	2008	1808	2194	839	1681	2041	2109	3893	4814	1188	1188	1188	1872	2077	2355	1622	1845	2047	2314	2913	3216

Appendix Table 11a. Percentage distribution of programs offered by SUC and total SUC enrollment vis-à-vis its mandate, Region X

	Bukidnon State University						Camiguin Polytechnic State College						Mindanao University of Science and Technology					
	2005/06	2006/07	2007/08	2008/09	2009/10	2010/11	2005/06	2006/07	2007/08	2008/09	2009/10	2010/11	2005/06	2006/07	2007/08	2008/09	2009/10	2010/11
Programs offered																		
<i>Inside the Mandate</i>	50.00	43.48	65.38	65.38	75.00	67.86	62.50	66.67	66.67	58.82	54.55	54.55	25.58	23.40	24.24	15.56	48.98	51.11
<i>Outside the Mandate</i>	50.00	56.52	34.62	34.62	25.00	32.14	37.50	33.33	33.33	41.18	45.45	45.45	74.42	76.60	75.76	84.44	51.02	48.89
Total	20	23	26	26	28	28	16	15	15	17	22	22	43	47	33	45	49	45
Enrollment in programs offered																		
<i>Inside the Mandate</i>	67.77	63.72	68.03	68.53	69.85	58.09	61.11	61.11	61.11	59.34	58.09	39.46	21.93	15.25	8.61	8.46	69.47	70.58
<i>Outside the Mandate</i>	32.23	36.28	31.97	31.47	30.15	41.91	38.89	38.89	38.89	40.66	41.91	60.54	78.07	84.75	91.39	91.54	30.53	29.42
Total Enrollment	8868	8573	8843	9191	10907	9021	1386	1386	1386	1525	1644	2159	4838	5553	1278	7341	7416	7399

Appendix Table 11b. Percentage distribution of programs offered by SUC and total SUC enrollment vis-à-vis its mandate, Region X

	Misamis Oriental State College of Agri. and Tech.						Northwestern Mindanao State College of Sci. and Tech.						Central Mindanao University						Mindanao State University					
	2005/06	2006/07	2007/08	2008/09	2009/10	2010/11	2005/06	2006/07	2007/08	2008/09	2009/10	2010/11	2005/06	2006/07	2007/08	2008/09	2009/10	2010/11	2005/06	2006/07	2007/08	2008/09	2009/10	2010/11
Programs offered																								
<i>Inside the Mandate</i>	100.00	100.00	88.89	89.47	89.47	89.47	100.00	83.33	83.33	83.33	83.33	83.33	51.61	51.79	51.61	51.85	50.79	51.56	50.00	52.17	50.00	45.95	46.43	43.02
<i>Outside the Mandate</i>	0.00	0.00	11.11	10.53	10.53	10.53	0.00	16.67	16.67	16.67	16.67	16.67	48.39	48.21	48.39	48.15	49.21	48.44	50.00	47.83	50.00	54.05	53.57	56.98
Total	13	13	18	19	19	19	5	6	6	6	6	6	62	56	62	54	63	64	74	69	74	74	84	86
Enrollment in programs offered																								
<i>Inside the Mandate</i>	100.00	100.00	89.04	84.38	87.60	85.98	100.00	86.64	86.64	78.35	92.48	80.53	39.79	37.18	38.11	37.16	38.14	43.50	26.87	24.02	26.18	25.25	25.42	23.83
<i>Outside the Mandate</i>	0.00	0.00	10.96	15.62	12.40	14.02	0.00	13.36	13.36	21.65	7.52	19.47	60.21	62.82	61.89	62.84	61.86	56.50	73.13	75.98	73.82	74.75	74.58	76.17
Total Enrollment	706	706	785	890	960	1134	895	1048	1048	1335	824	1777	4825	5384	5494	5382	7625	8394	8135	8662	8836	9131	9709	11089

Appendix Table 12a. Percentage distribution of programs offered by SUC and total SUC enrollment vis-à-vis its mandate, Region XI

	Davao del Norte State College						Davao Oriental State College of Science and Technology						Southern Phils. Agri., Bus., Marine & Aquatic School of Tech					
	2005/06	2006/07	2007/08	2008/09	2009/10	2010/11	2005/06	2006/07	2007/08	2008/09	2009/10	2010/11	2005/06	2006/07	2007/08	2008/09	2009/10	2010/11
Programs offered																		
<i>Inside the Mandate</i>	100.00	100.00	100.00	100.00	100.00	100.00	66.67	66.67	64.29	71.43	50.00	47.37	75.00	75.00	75.00	69.23	72.73	75.00
<i>Outside the Mandate</i>	0.00	0.00	0.00	0.00	0.00	0.00	33.33	33.33	35.71	28.57	50.00	52.63	25.00	25.00	25.00	30.77	27.27	25.00
Total	15	15	15	15	16	16	15	15	14	14	18	19	12	12	12	13	11	12
Enrollment in programs offered																		
<i>Inside the Mandate</i>	100.00	100.00	100.00	100.00	100.00	100.00	62.20	62.20	62.05	62.05	47.54	40.52	68.02	68.02	68.02	58.31	46.18	48.67
<i>Outside the Mandate</i>	0.00	0.00	0.00	0.00	0.00	0.00	37.80	37.80	37.95	37.95	52.46	59.48	31.98	31.98	31.98	41.69	53.82	51.33
Total Enrollment	501	501	501	329	383	613	1849	1849	2161	2161	3067	3976	1207	1207	1207	1209	1033	1886

Appendix Table 12b. Percentage distribution of programs offered by SUC and total SUC enrollment vis-à-vis its mandate, Region XI

	University of Southeastern Philippines						University of the Philippines- Mindanao					
	2005/06	2006/07	2007/08	2008/09	2009/10	2010/11	2005/06	2006/07	2007/08	2008/09	2009/10	2010/11
Programs offered												
<i>Inside the Mandate</i>	59.62	59.62	59.62	59.68	56.72	55.88	82.35	80.00	80.00	82.35	83.33	81.82
<i>Outside the Mandate</i>	40.38	40.38	40.38	40.32	43.28	44.12	17.65	20.00	20.00	17.65	16.67	18.18
Total	52	52	52	62	67	68	17	15	15	17	12	11
Enrollment in programs offered												
<i>Inside the Mandate</i>	64.17	64.17	64.17	62.30	59.63	56.97	79.53	78.88	78.88	77.15	90.08	77.50
<i>Outside the Mandate</i>	35.83	35.83	35.83	37.70	40.37	43.03	20.47	21.12	21.12	22.85	9.92	22.50
Total Enrollment	9862	9862	9862	11241	13478	13713	899	966	966	932	998	1000

Appendix Table 13a. Percentage distribution of programs offered by SUC and total SUC enrollment vis-à-vis its mandate, Region XII

	Cotabato City State Polytechnic College						Cotabato Foundation College of Science and Technology						Sultan Kudarat State University					
	2005/06	2006/07	2007/08	2008/09	2009/10	2010/11	2005/06	2006/07	2007/08	2008/09	2009/10	2010/11	2005/06	2006/07	2007/08	2008/09	2009/10	2010/11
Programs offered																		
<i>Inside the Mandate</i>	37.50	38.89	32.00	31.82	31.82	31.82	62.50	62.50	62.50	62.50	50.00	50.00	62.50	62.50	68.18	70.83	52.17	68.97
<i>Outside the Mandate</i>	62.50	61.11	68.00	68.18	68.18	68.18	37.50	37.50	37.50	37.50	50.00	50.00	37.50	37.50	31.82	29.17	47.83	31.03
Total	24	18	25	22	22	22	8	8	8	8	12	12	24	24	22	24	23	29
Enrollment in programs offered																		
<i>Inside the Mandate</i>	21.44	35.86	15.30	14.90	14.90	14.90	74.97	74.97	74.97	74.97	59.75	59.75	74.57	74.57	90.12	72.59	24.30	64.27
<i>Outside the Mandate</i>	78.56	64.14	84.70	85.10	85.10	85.10	25.03	25.03	25.03	25.03	40.25	40.25	25.43	25.43	9.88	27.41	75.70	35.73
Total Enrollment	2598	3012	2719	2490	2490	2490	767	767	767	767	1543	1543	3996	3996	1944	934	3794	5181

Appendix Table 13b. Percentage distribution of programs offered by SUC and total SUC enrollment vis-à-vis its mandate, Region XII

	University of Southern Mindanao						Mindanao State University- General Santos					
	2005/06	2006/07	2007/08	2008/09	2009/10	2010/11	2005/06	2006/07	2007/08	2008/09	2009/10	2010/11
Programs offered												
<i>Inside the Mandate</i>	71.19	70.18	70.18	61.29	63.51	63.64	25.71	25.71	25.71	25.00	25.00	25.00
<i>Outside the Mandate</i>	28.81	29.82	29.82	38.71	36.49	36.36	74.29	74.29	74.29	75.00	75.00	75.00
Total	59	57	57	62	74	77	35	35	35	36	36	36
Enrollment in programs offered												
<i>Inside the Mandate</i>	64.93	57.50	57.50	59.61	55.15	56.02	19.88	19.88	19.88	19.98	19.98	19.98
<i>Outside the Mandate</i>	35.07	42.50	42.50	40.39	44.85	43.98	80.12	80.12	80.12	80.02	80.02	80.02
Total Enrollment	5683	9008	9008	10379	11062	12061	4930	4930	4930	5550	5550	5550

Appendix Table 14a. Percentage distribution of programs offered by SUC and total SUC enrollment vis-à-vis its mandate, NCR

	Polytechnic University of the Philippines						Technological University of the Philippines						University of the Philippines					
	2005/06	2006/07	2007/08	2008/09	2009/10	2010/11	2005/06	2006/07	2007/08	2008/09	2009/10	2010/11	2005/06	2006/07	2007/08	2008/09	2009/10	2010/11
Programs offered																		
<i>Inside the Mandate</i>	95.95	95.95	96.05	95.77	95.89	96.05	78.79	78.79	78.79	72.97	71.05	73.68	67.21	66.96	66.93	66.80	67.21	68.15
<i>Outside the Mandate</i>	4.05	4.05	3.95	4.23	4.11	3.95	21.21	21.21	21.21	27.03	28.95	26.32	32.79	33.04	33.07	33.20	32.79	31.85
Total	74	74	76	71	73	76	33	33	33	37	38	38	244	224	254	256	247	248
Enrollment in programs offered																		
<i>Inside the Mandate</i>	96.11	97.16	96.29	96.51	96.49	95.76	88.70	88.70	88.70	88.07	84.50	83.31	59.49	64.29	61.39	61.47	62.61	61.52
<i>Outside the Mandate</i>	3.89	2.84	3.71	3.49	3.51	4.24	11.30	11.30	11.30	11.93	15.50	16.69	40.51	35.71	38.61	38.53	37.39	38.48
Total Enrollment	36031	36499	38055	40340	37666	47152	7161	7161	7161	7383	9001	9005	28224	29262	30034	28717	26187	27923

Appendix Table 14b. Percentage distribution of programs offered by SUC and total SUC enrollment vis-à-vis its mandate, NCR

	Philippine Normal University						Rizal Technological University						Eulogio "Amang" Rodriguez Institute of Sci and Tech					
	2005/06	2006/07	2007/08	2008/09	2009/10	2010/11	2005/06	2006/07	2007/08	2008/09	2009/10	2010/11	2005/06	2006/07	2007/08	2008/09	2009/10	2010/11
Programs offered																		
<i>Inside the Mandate</i>	66.67	70.59	70.59	79.31	75.00	75.51	77.14	76.47	76.47	77.14	78.38	75.61	53.13	53.13	54.55	52.94	54.05	54.05
<i>Outside the Mandate</i>	33.33	29.41	29.41	20.69	25.00	24.49	22.86	23.53	23.53	22.86	21.62	24.39	46.88	46.88	45.45	47.06	45.95	45.95
Total	57	51	51	29	48	49	35	34	34	35	37	41	32	32	33	34	37	37
Enrollment in programs offered																		
<i>Inside the Mandate</i>	92.53	91.73	91.73	94.55	95.70	96.60	82.96	83.01	83.01	85.04	83.54	87.78	56.08	50.35	47.83	47.58	52.94	50.21
<i>Outside the Mandate</i>	7.47	8.27	8.27	5.45	4.30	3.40	17.04	16.99	16.99	14.96	16.46	12.22	43.92	49.65	52.17	52.42	47.06	49.79
Total Enrollment	8665	8457	8457	7499	8148	8430	13013	13865	13865	13161	13533	16138	9883	10863	9721	9774	10146	10587

Appendix Table 14c. Percentage distribution of programs offered by SUC and total SUC enrollment vis-à-vis its mandate, NCR

	Marikina Polytechnic College						Philippine State College of Aeronautics					
	2005/06	2006/07	2007/08	2008/09	2009/10	2010/11	2005/06	2006/07	2007/08	2008/09	2009/10	2010/11
Programs offered												
<i>Inside the Mandate</i>	33.33	50.00	50.00	75.00	50.00	50.00	87.50	80.00	84.62	69.23	75.00	75.00
<i>Outside the Mandate</i>	66.67	50.00	50.00	25.00	50.00	50.00	12.50	20.00	15.38	30.77	25.00	25.00
Total	3	4	4	4	6	6	8	10	13	13	16	16
Enrollment in programs offered												
<i>Inside the Mandate</i>	0.00	86.82	91.42	88.04	82.87	85.95	96.17	97.85	100.00	96.05	97.80	98.67
<i>Outside the Mandate</i>	100.00	13.18	8.58	11.96	17.13	14.05	3.83	2.15	0.00	3.95	2.20	1.33
Total Enrollment	50	220	1026	1229	1804	2320	915	975	954	1138	1320	1203

Appendix Table 15a. Percentage distribution of programs offered by SUC and total SUC enrollment vis-à-vis its mandate, CAR

	Abra State Institute of Science and Technology						Apayao State College						Ifugao State University					
	2005/06	2006/07	2007/08	2008/09	2009/10	2010/11	2005/06	2006/07	2007/08	2008/09	2009/10	2010/11	2005/06	2006/07	2007/08	2008/09	2009/10	2010/11
Programs offered																		
<i>Inside the Mandate</i>	40.91	35.00	36.84	31.58	31.58	40.91	60.00	54.55	54.55	54.55	46.15	46.15	28.57	25.00	28.00	22.58	88.89	88.89
<i>Outside the Mandate</i>	59.09	65.00	63.16	68.42	68.42	59.09	40.00	45.45	45.45	45.45	53.85	53.85	71.43	75.00	72.00	77.42	11.11	11.11
Total	22	20	19	19	19	22	10	11	11	11	13	13	21	20	25	31	27	27
Enrollment in programs offered																		
<i>Inside the Mandate</i>	32.35	27.33	32.57	32.29	32.29	32.27	56.17	57.99	56.98	91.79	59.07	65.94	17.47	15.36	8.26	16.37	81.40	75.80
<i>Outside the Mandate</i>	67.65	72.67	67.43	67.71	67.71	67.73	43.83	42.01	43.02	8.21	40.93	34.06	82.53	84.64	91.74	83.63	18.60	24.20
Total Enrollment	1527	1577	1738	1304	1304	1847	1987	2266	2134	694	1053	1104	2696	2740	2264	5865	4166	3772

Appendix Table 15b. Percentage distribution of programs offered by SUC and total SUC enrollment vis-à-vis its mandate, CAR

	Kalinga Apayao State College						Mountain Province State Polytechnic College						Benguet State University						University of the Philippines					
	2005/06	2006/07	2007/08	2008/09	2009/10	2010/11	2005/06	2006/07	2007/08	2008/09	2009/10	2010/11	2005/06	2006/07	2007/08	2008/09	2009/10	2010/11	2005/06	2006/07	2007/08	2008/09	2009/10	2010/11
Programs offered																								
<i>Inside the Mandate</i>	54.17	47.62	51.72	50.00	64.71	50.00	66.67	67.86	63.33	62.96	64.29	65.52	59.02	58.06	59.09	59.32	57.58	57.58	88.89	92.86	92.86	81.25	91.67	84.62
<i>Outside the Mandate</i>	45.83	52.38	48.28	50.00	35.29	50.00	33.33	32.14	36.67	37.04	35.71	34.48	40.98	41.94	40.91	40.68	42.42	42.42	11.11	7.14	7.14	18.75	8.33	15.38
Total	24	21	29	24	17	28	24	28	30	27	28	29	61	62	66	59	66	66	18	14	14	16	12	13
Enrollment in programs offered																								
<i>Inside the Mandate</i>	36.15	45.92	38.92	48.68	62.20	46.31	37.85	33.49	31.30	33.81	37.52	37.86	48.90	48.20	48.11	48.74	49.53	49.53	95.57	95.83	95.54	96.25	96.86	96.15
<i>Outside the Mandate</i>	63.85	54.08	61.08	51.32	37.80	53.69	62.15	66.51	68.70	66.19	62.48	62.14	51.10	51.80	51.89	51.26	50.47	50.47	4.43	4.17	4.46	3.75	3.14	3.85
Total Enrollment	2871	2920	3222	3096	2304	3276	3910	4799	5307	4348	4845	5003	7334	8469	7104	6775	6885	6885	2213	2325	2263	2321	2326	2416

Appendix Table 16. Percentage distribution of programs offered by SUC and total SUC enrollment vis-à-vis its mandate, ARMM

	Mindanao State University						Adiong Memorial Polytechnic State College						Sulu State College						Tawi-Tawi Regional Agricultural College					
	2005/06	2006/07	2007/08	2008/09	2009/10	2010/11	2005/06	2006/07	2007/08	2008/09	2009/10	2010/11	2005/06	2006/07	2007/08	2008/09	2009/10	2010/11	2005/06	2006/07	2007/08	2008/09	2009/10	2010/11
Programs offered																								
<i>Inside the Mandate</i>	39.19	39.73	39.19	39.19	39.19	39.19	50.00	50.00	50.00	50.00	42.86	42.86	17.65	17.65	17.65	17.65	17.65	17.65	70.00	70.00	70.00	70.00	70.00	70.00
<i>Outside the Mandate</i>	60.81	60.27	60.81	60.81	60.81	60.81	50.00	50.00	50.00	50.00	57.14	57.14	82.35	82.35	82.35	82.35	82.35	82.35	30.00	30.00	30.00	30.00	30.00	30.00
Total	74	73	74	74	74	74	4	4	4	4	7	7	17	17	17	17	17	17	10	10	10	10	10	10
Enrollment in programs offered																								
<i>Inside the Mandate</i>	11.35	11.84	12.29	11.44	11.96	11.96	53.51	53.51	53.51	62.22	45.26	45.26	4.14	4.14	4.14	4.14	4.14	4.14	83.01	83.01	83.01	83.01	83.01	83.01
<i>Outside the Mandate</i>	88.65	88.16	87.71	88.56	88.04	88.04	46.49	46.49	46.49	37.78	54.74	54.74	95.86	95.86	95.86	95.86	95.86	95.86	16.99	16.99	16.99	16.99	16.99	16.99
Total Enrollment	19617	19548	19737	20350	19628	19628	1084	1084	1084	1244	369	369	3260	3260	3260	3260	3260	3260	1825	1825	1825	1825	1825	1825

Appendix Table 17a. Percentage distribution of programs offered by SUC and total SUC enrollment vis-à-vis its mandate, CARAGA

	Agusan del Sur State College of Agriculture and Technology						Caraga State University						Surigao del Sur Polytechnic University					
	2005/06	2006/07	2007/08	2008/09	2009/10	2010/11	2005/06	2006/07	2007/08	2008/09	2009/10	2010/11	2005/06	2006/07	2007/08	2008/09	2009/10	2010/11
Programs offered																		
<i>Inside the Mandate</i>	100.00	100.00	100.00	100.00	100.00	100.00	36.67	39.29	39.29	37.84	34.78	89.36	37.93	34.62	34.62	29.63	100.00	100.00
<i>Outside the Mandate</i>	0.00	0.00	0.00	0.00	0.00	0.00	63.33	60.71	60.71	62.16	65.22	10.64	62.07	65.38	65.38	70.37	0.00	0.00
Total	9	9	9	9	10	10	30	28	28	37	46	47	29	26	26	27	34	32
Enrollment in programs offered																		
<i>Inside the Mandate</i>	100.00	100.00	100.00	100.00	100.00	100.00	48.92	43.10	43.10	35.66	33.01	93.89	29.97	30.16	30.16	24.49	100.00	100.00
<i>Outside the Mandate</i>	0.00	0.00	0.00	0.00	0.00	0.00	51.08	56.90	56.90	64.34	66.99	6.11	70.03	69.84	69.84	75.51	0.00	0.00
Total Enrollment	2258	1148	1148	1148	1833	1833	3518	3049	3049	4251	5071	6059	4337	4622	4622	4692	5693	6540

Appendix Table 17b. Percentage distribution of programs offered by SUC and total SUC enrollment vis-à-vis its mandate, CARAGA

	Surigao State College of Technology						Philippine Normal University- Agusan					
	2005/06	2006/07	2007/08	2008/09	2009/10	2010/11	2005/06	2006/07	2007/08	2008/09	2009/10	2010/11
Programs offered												
<i>Inside the Mandate</i>	40.00	46.15	46.15	41.18	38.89	31.82	100.00	100.00	100.00	66.67	66.67	63.64
<i>Outside the Mandate</i>	60.00	53.85	53.85	58.82	61.11	68.18	0.00	0.00	0.00	33.33	33.33	36.36
Total	10	13	13	17	18	22	4	4	4	9	9	11
Enrollment in programs offered												
<i>Inside the Mandate</i>	42.50	42.13	42.13	43.27	42.41	37.07	100.00	100.00	100.00	96.99	97.97	97.74
<i>Outside the Mandate</i>	57.50	57.87	57.87	56.73	57.59	62.93	0.00	0.00	0.00	3.01	2.03	2.26
Total Enrollment	2614	3000	3000	3987	4435	4977	1187	684	684	1464	1722	1418

Appendix Table 18a. Percent distribution of enrollment and SUC program offerings vis-à-vis programs offered by other HEIs in the region, Region I

	Don Mariano State University						Mariano Marcos State University						Pangasinan State University					
	2005/06	2006/07	2007/08	2008/09	2009/10	2010/11	2005/06	2006/07	2007/08	2008/09	2009/10	2010/11	2005/06	2006/07	2007/08	2008/09	2009/10	2010/11
Programs offered																		
Programs unique to SUC	41.0	27.9	36.8	35.7	32.8	35.2	11.1	23.9	22.4	16.3	19.2	22.2	14.3	15.0	13.2	35.6	16.7	21.7
Programs offered by SUCs that are also offered by any other SUC or PHEIs	59.0	72.1	63.2	64.3	67.2	64.8	88.9	76.1	77.6	83.7	80.8	77.8	85.7	85.0	86.8	64.4	83.3	78.3
Programs common to SUC and PHEIs only	11.5	9.3	10.5	8.9	13.8	9.3	13.3	10.9	12.2	18.4	13.5	13.0	9.5	10.0	13.2	8.9	9.5	6.5
Programs common to SUC and other SUCs only	18.0	18.6	19.3	19.6	19.0	16.7	28.9	21.7	22.4	22.4	21.2	20.4	26.2	20.0	21.1	20.0	23.8	15.2
Programs common to SUC, other SUCs and PHEIs	29.5	44.2	33.3	35.7	34.5	38.9	46.7	43.5	42.9	42.9	46.2	44.4	50.0	55.0	52.6	35.6	50.0	56.5
Total number of programs	61	43	57	56	58	54	45	46	49	49	52	54	42	40	38	45	42	46
Enrollment																		
Programs unique to SUC	7.1	5.8	7.3	8.3	7.8	8.1	2.3	4.0	3.1	2.3	1.9	3.5	4.0	8.7	5.5	11.4	1.3	1.1
Programs offered by SUCs that are also offered by any other SUC or PHEIs	92.9	94.2	92.7	91.7	92.2	91.9	97.7	96.0	96.9	97.7	98.1	96.5	96.0	91.3	94.5	88.6	98.7	98.9
Programs common to SUC and PHEIs only	9.5	9.2	9.3	9.8	4.4	2.4	14.3	15.7	16.6	20.0	11.8	11.6	4.8	9.2	9.7	17.9	16.7	16.0
Programs common to SUC and other SUCs only	8.8	5.7	5.5	7.9	4.9	4.3	8.2	7.3	6.3	5.7	8.2	8.4	17.1	7.3	10.5	13.3	7.0	4.7
Programs common to SUC, other SUCs and PHEIs	74.6	79.3	77.9	74.0	82.9	85.2	75.2	73.0	74.0	72.0	78.2	76.5	74.1	74.8	74.2	57.4	75.0	78.2
Total Enrollment	9695	9897	9720	9736	10409	12185	6708	6885	7079	7482	9675	10273	9677	9666	9386	12377	13924	19146

Appendix Table 18b. Percent distribution of enrollment and SUC program offerings vis-à-vis programs offered by other HEIs in the region, Region I

	University of Northern Philippines						Ilocos Sur Polytechnic State College					
	2005/06	2006/07	2007/08	2008/09	2009/10	2010/11	2005/06	2006/07	2007/08	2008/09	2009/10	2010/11
Programs offered												
Programs unique to SUC	13.0	13.6	11.4	11.6	17.4	15.2	0.0	0.0	4.2	5.3	3.8	3.8
Programs offered by SUCs that are also offered by any other SUC or PHEIs	87.0	86.4	88.6	88.4	82.6	84.8	100.0	100.0	95.8	94.7	96.2	96.2
Programs common to SUC and PHEIs only	26.1	25.0	25.0	30.2	19.6	19.6	4.5	5.0	4.2	5.3	3.8	3.8
Programs common to SUC and other SUCs only	8.7	9.1	6.8	4.7	2.2	2.2	45.5	40.0	37.5	36.8	42.3	34.6
Programs common to SUC, other SUCs and PHEIs	52.2	52.3	56.8	53.5	60.9	63.0	50.0	55.0	54.2	52.6	50.0	57.7
Total number of programs	46	44	44	43	46	46	22	20	24	19	26	26
Enrollment												
Programs unique to SUC	2.5	2.9	2.4	1.7	1.5	1.0	0.0	0.0	1.5	0.6	0.0	0.0
Programs offered by SUCs that are also offered by any other SUC or PHEIs	97.5	97.1	97.6	98.3	98.5	99.0	100.0	100.0	98.5	99.4	100.0	100.0
Programs common to SUC and PHEIs only	21.9	21.4	19.5	18.0	4.5	4.6	5.3	11.7	9.9	7.1	2.9	2.3
Programs common to SUC and other SUCs only	3.3	2.7	2.4	2.2	1.6	1.7	11.8	20.0	16.8	17.7	16.4	16.8
Programs common to SUC, other SUCs and PHEIs	72.3	73.0	75.7	78.1	92.4	92.7	83.0	68.3	71.9	74.6	80.6	80.9
Total Enrollment	8162	7762	7762	7558	8939	9341	3810	1635	1511	1376	1581	1989

Appendix Table 19. Percent distribution of enrollment and SUC program offerings vis-à-vis programs offered by other HEIs in the region, Region II

	Cagayan State University						Isabela State University						Nueva Vizcaya State University					
	2005/06	2006/07	2007/08	2008/09	2009/10	2010/11	2005/06	2006/07	2007/08	2008/09	2009/10	2010/11	2005/06	2006/07	2007/08	2008/09	2009/10	2010/11
Programs offered																		
Programs unique to SUC	16.7	20.3	15.5	10.7	15.9	20.9	28.6	27.7	27.3	25.0	28.6	27.3	21.2	21.6	26.8	29.4	26.2	28.3
Programs offered by SUCs that are also offered by any other SUC or PHEIs	83.3	79.7	84.5	89.3	84.1	79.1	71.4	72.3	72.7	75.0	71.4	72.7	78.8	78.4	73.2	70.6	73.8	71.7
Programs common to SUC and PHEIs only	13.0	16.9	12.1	14.3	9.5	7.5	11.7	10.8	16.9	12.5	11.7	11.7	7.7	9.8	8.9	11.8	11.5	10.0
Programs common to SUC and other SUCs only	22.2	22.0	13.8	10.7	17.5	16.4	26.0	26.2	14.3	10.9	16.9	15.6	30.8	35.3	25.0	17.6	27.9	25.0
Programs common to SUC, other SUCs and PHEIs	48.1	40.7	58.6	64.3	57.1	55.2	33.8	35.4	41.6	51.6	42.9	45.5	40.4	33.3	39.3	41.2	34.4	36.7
Total number of programs	54	59	58	56	63	67	77	65	77	64	77	77	52	51	56	51	61	60
Enrollment																		
Programs unique to SUC	2.5	3.4	3.0	3.4	3.7	4.5	2.9	3.4	2.7	2.1	2.8	2.3	3.7	4.8	2.7	7.9	6.8	5.8
Programs offered by SUCs that are also offered by any other SUC or PHEIs	97.5	96.6	97.0	96.6	96.3	95.5	97.1	96.6	97.3	97.9	97.2	97.7	96.3	95.2	97.3	92.1	93.2	94.2
Programs common to SUC and PHEIs only	5.7	7.9	8.0	4.3	3.7	3.3	6.1	8.2	7.1	6.0	1.8	2.5	24.0	22.8	21.8	6.4	9.0	6.7
Programs common to SUC and other SUCs only	12.1	11.2	2.1	1.6	4.4	4.4	18.1	20.3	5.1	4.1	7.5	6.7	22.4	20.2	10.7	5.3	7.4	5.4
Programs common to SUC, other SUCs and PHEIs	79.7	77.5	86.9	90.7	88.2	87.9	72.9	68.1	85.1	87.8	87.8	88.5	50.0	52.2	64.7	80.4	76.8	82.1
Total Enrollment	11008	12534	15051	18227	21014	28550	12094	12786	16338	15601	19115	25331	5489	5735	5605	5677	6029	6375

Appendix Table 19b. Percent distribution of enrollment and SUC program offerings vis-à-vis programs offered by other HEIs in the region, Region II

	Philippine Normal University						Batanes State College						Quirino State College					
	2005/06	2006/07	2007/08	2008/09	2009/10	2010/11	2005/06	2006/07	2007/08	2008/09	2009/10	2010/11	2005/06	2006/07	2007/08	2008/09	2009/10	2010/11
Programs offered																		
Programs unique to SUC	40.0	14.3	33.3	28.6	42.9	0.0	0.0	0.0	0.0	0.0	0.0	0.0	0.0	9.1	0.0	8.3	7.1	7.1
Programs offered by SUCs that are also offered by any other SUC or PHEIs	60.0	85.7	66.7	71.4	57.1	100.0	100.0	100.0	100.0	100.0	100.0	100.0	100.0	90.9	100.0	91.7	92.9	92.9
Programs common to SUC and PHEIs only	0.0	28.6	0.0	0.0	0.0	0.0	14.3	0.0	0.0	0.0	0.0	0.0	7.1	0.0	7.7	0.0	0.0	0.0
Programs common to SUC and other SUCs only	0.0	0.0	0.0	0.0	0.0	0.0	28.6	33.3	0.0	0.0	14.3	25.0	35.7	45.5	30.8	25.0	42.9	42.9
Programs common to SUC, other SUCs and PHEIs	60.0	57.1	66.7	71.4	57.1	100.0	57.1	66.7	100.0	100.0	85.7	75.0	57.1	45.5	61.5	66.7	50.0	50.0
Total number of programs	5	7	6	7	7	4	7	6	7	5	7	8	14	11	13	12	14	14
Enrollment																		
Programs unique to SUC	1.3	0.4	0.7	0.1	0.2	0.0	0.0	0.0	0.0	0.0	0.0	0.0	0.0	4.4	0.0	7.4	5.4	5.0
Programs offered by SUCs that are also offered by any other SUC or PHEIs	98.7	99.6	99.3	99.9	99.8	100.0	100.0	100.0	100.0	100.0	100.0	100.0	100.0	95.6	100.0	92.6	94.6	95.0
Programs common to SUC and PHEIs only	0.0	21.7	0.0	0.0	0.0	0.0	4.6	0.0	0.0	0.0	0.0	0.0	1.3	0.0	7.7	0.0	0.0	0.0
Programs common to SUC and other SUCs only	0.0	0.0	0.0	0.0	0.0	0.0	19.4	28.6	0.0	0.0	17.7	22.7	25.3	22.2	1.9	0.3	9.6	10.8
Programs common to SUC, other SUCs and PHEIs	98.7	77.9	99.3	99.9	99.8	100.0	75.9	71.4	100.0	100.0	82.3	77.3	73.4	73.4	90.4	92.4	85.0	84.3
Total Enrollment	1092	1380	919	1481	820	1338	345	287	466	306	429	379	673	635	624	706	851	1029

Appendix Table 20a. Percent distribution of enrollment and SUC program offerings vis-à-vis programs offered by other HEIs in the region, Region III

	Bataan Peninsula State University						Bulacan State University						Don Honorario Ventura Technological State University					
	2005/06	2006/07	2007/08	2008/09	2009/10	2010/11	2005/06	2006/07	2007/08	2008/09	2009/10	2010/11	2005/06	2006/07	2007/08	2008/09	2009/10	2010/11
Programs offered																		
Programs unique to SUC	4.3	3.7	3.4	0.0	3.0	5.9	19.4	17.1	14.3	12.5	14.0	12.8	7.1	13.3	13.3	0.0	5.0	0.0
Programs offered by SUCs that are also offered by any other SUC or PHEIs	95.7	96.3	96.6	100.0	97.0	94.1	80.6	82.9	85.7	87.5	86.0	87.2	92.9	86.7	86.7	100.0	95.0	100.0
Programs common to SUC and PHEIs only	4.3	3.7	6.9	3.4	3.0	2.9	0.0	2.9	5.7	10.0	14.0	10.6	7.1	0.0	0.0	0.0	0.0	0.0
Programs common to SUC and other SUCs only	13.0	11.1	10.3	13.8	21.2	20.6	12.9	14.3	11.4	12.5	11.6	17.0	14.3	13.3	13.3	22.2	20.0	15.0
Programs common to SUC, other SUCs and PHEIs	78.3	81.5	79.3	82.8	72.7	70.6	67.7	65.7	68.6	65.0	60.5	59.6	71.4	73.3	73.3	77.8	75.0	85.0
Total number of programs	23	27	29	29	33	34	31	35	35	40	43	47	14	15	15	18	20	20
Enrollment																		
Programs unique to SUC	0.0	0.0	0.0	0.0	0.0	0.1	4.5	3.0	2.9	3.2	3.1	3.1	1.3	2.6	2.6	0.0	3.9	0.0
Programs offered by SUCs that are also offered by any other SUC or PHEIs	100.0	100.0	100.0	100.0	100.0	99.9	95.5	97.0	97.1	96.8	96.9	96.9	98.7	97.4	97.4	100.0	96.1	100.0
Programs common to SUC and PHEIs only	0.0	0.2	0.8	0.1	0.1	0.1	0.0	1.7	1.7	4.2	6.4	4.4	11.8	0.0	0.0	0.0	0.0	0.0
Programs common to SUC and other SUCs only	27.8	13.6	12.1	11.1	12.1	13.3	7.2	11.7	11.7	7.9	6.5	6.6	6.8	7.0	7.0	18.1	4.1	16.5
Programs common to SUC, other SUCs and PHEIs	72.2	86.2	87.1	88.7	87.8	86.5	88.3	83.6	83.6	84.7	84.0	85.9	80.1	90.4	90.4	81.9	92.0	83.5
Total Enrollment	4135	8605	10675	10877	11323	11944	12231	14277	14277	16343	18681	20542	3736	3378	3378	5751	5611	9187

Appendix Table 20b. Percent distribution of enrollment and SUC program offerings vis-à-vis programs offered by other HEIs in the region, Region III

	Nueva Ecija University of Science and Technology						Polytechnic University of the Philippines						Ramon Magsaysay Technological University					
	2005/06	2006/07	2007/08	2008/09	2009/10	2010/11	2005/06	2006/07	2007/08	2008/09	2009/10	2010/11	2005/06	2006/07	2007/08	2008/09	2009/10	2010/11
Programs offered																		
Programs unique to SUC	19.4	11.5	7.7	3.6	12.1	6.5	11.1	9.1	9.1	8.3	8.3	8.3	7.5	7.5	11.1	11.8	2.9	2.7
Programs offered by SUCs that are also offered by any other SUC or PHEIs	80.6	88.5	92.3	96.4	87.9	93.5	88.9	90.9	90.9	91.7	91.7	91.7	92.5	92.5	88.9	88.2	97.1	97.3
Programs common to SUC and PHEIs only	3.2	0.0	0.0	3.6	3.0	9.7	0.0	0.0	0.0	0.0	0.0	0.0	7.5	7.5	5.6	2.9	2.9	5.4
Programs common to SUC and other SUCs only	16.1	23.1	23.1	17.9	18.2	16.1	11.1	9.1	9.1	8.3	8.3	8.3	25.0	25.0	22.2	20.6	31.4	27.0
Programs common to SUC, other SUCs and PHEIs	61.3	65.4	69.2	75.0	66.7	67.7	77.8	81.8	81.8	83.3	83.3	83.3	60.0	60.0	61.1	64.7	62.9	64.9
Total number of programs	31	26	26	28	33	31	9	11	11	12	12	12	40	40	36	34	35	37
Enrollment																		
Programs unique to SUC	23.9	15.3	12.4	0.1	0.2	0.1	8.3	6.0	6.0	1.9	1.9	0.0	11.9	11.9	3.2	3.2	0.6	0.0
Programs offered by SUCs that are also offered by any other SUC or PHEIs	76.1	84.7	87.6	99.9	99.8	99.9	91.7	94.0	94.0	98.1	98.1	100.0	88.1	88.1	96.8	96.8	99.4	100.0
Programs common to SUC and PHEIs only	0.0	0.0	0.0	0.0	0.1	17.5	0.0	0.0	0.0	0.0	0.0	0.0	1.5	1.5	1.9	0.6	0.9	2.1
Programs common to SUC and other SUCs only	7.3	7.4	8.5	8.4	5.6	6.2	14.3	20.9	20.9	28.6	28.6	27.4	4.4	4.4	1.2	1.2	9.5	5.7
Programs common to SUC, other SUCs and PHEIs	68.8	77.3	79.1	91.4	94.1	76.1	77.4	73.1	73.1	69.5	69.5	72.6	82.3	82.3	93.8	95.0	88.9	92.2
Total Enrollment	13824	8378	12035	13768	13580	15201	2286	2799	2799	4151	4151	4550	5110	5110	5098	5098	5821	6888

Appendix Table 20c. Percent distribution of enrollment and SUC program offerings vis-à-vis programs offered by other HEIs in the region, Region III

	Central Luzon State University						Tarlac State University						Aurora State College of Technology					
	2005/06	2006/07	2007/08	2008/09	2009/10	2010/11	2005/06	2006/07	2007/08	2008/09	2009/10	2010/11	2005/06	2006/07	2007/08	2008/09	2009/10	2010/11
Programs offered																		
Programs unique to SUC	56.3	53.8	51.9	50.9	54.3	50.0	16.7	12.8	11.9	11.6	10.9	11.1	6.7	0.0	0.0	5.9	5.6	5.6
Programs offered by SUCs that are also offered by any other SUC or PHEIs	43.8	46.2	48.1	49.1	45.7	50.0	83.3	87.2	88.1	88.4	89.1	88.9	93.3	100.0	100.0	94.1	94.4	94.4
Programs common to SUC and PHEIs only	0.0	3.8	1.9	1.9	2.9	4.2	9.5	7.7	9.5	9.3	10.9	6.7	0.0	6.7	0.0	0.0	0.0	0.0
Programs common to SUC and other SUCs only	20.8	21.2	25.0	26.4	27.1	27.8	11.9	15.4	9.5	7.0	10.9	11.1	26.7	40.0	33.3	35.3	44.4	44.4
Programs common to SUC, other SUCs and PHEIs	22.9	21.2	21.2	20.8	15.7	18.1	61.9	64.1	69.0	72.1	67.4	71.1	66.7	53.3	66.7	58.8	50.0	50.0
Total number of programs	48	52	52	53	70	72	42	39	42	43	46	45	15	15	15	17	18	18
Enrollment																		
Programs unique to SUC	37.5	14.2	13.0	9.1	28.4	6.7	4.5	3.8	2.1	2.4	2.3	1.5	51.4	0.0	0.0	0.5	1.1	1.6
Programs offered by SUCs that are also offered by any other SUC or PHEIs	62.5	85.8	87.0	90.9	71.6	93.3	95.5	96.2	97.9	97.6	97.7	98.5	48.6	100.0	100.0	99.5	98.9	98.4
Programs common to SUC and PHEIs only	0.0	25.3	0.1	0.1	0.1	0.2	4.5	0.3	1.7	1.7	1.7	1.5	0.0	51.4	0.0	0.0	0.0	0.0
Programs common to SUC and other SUCs only	15.3	16.2	42.6	40.3	27.0	41.3	9.3	8.3	4.6	5.3	5.2	5.8	17.4	19.5	26.1	31.4	46.2	45.1
Programs common to SUC, other SUCs and PHEIs	47.1	44.3	44.3	50.6	44.5	51.8	81.7	87.6	91.6	90.7	90.9	91.2	31.2	29.1	73.9	68.1	52.7	53.3
Total Enrollment	8114	6838	6838	6704	7563	7326	10167	10037	10691	10603	17407	11635	868	868	1570	1775	2292	2762

Appendix Table 20d. Percent distribution of enrollment and SUC program offerings vis-à-vis programs offered by other HEIs in the region, Region III

	Bulacan Agricultural State College						Philippine State College of Aeronautics						Pampanga Agricultural College					
	2005/06	2006/07	2007/08	2008/09	2009/10	2010/11	2005/06	2006/07	2007/08	2008/09	2009/10	2010/11	2005/06	2006/07	2007/08	2008/09	2009/10	2010/11
Programs offered																		
Programs unique to SUC	0.0	0.0	0.0	0.0	0.0	0.0	75.0	75.0	50.0	50.0	50.0	40.0	20.8	18.2	24.0	14.3	13.3	7.7
Programs offered by SUCs that are also offered by any other SUC or PHEIs	100.0	100.0	100.0	100.0	100.0	100.0	25.0	25.0	50.0	50.0	50.0	60.0	79.2	81.8	76.0	85.7	86.7	92.3
Programs common to SUC and PHEIs only	0.0	0.0	0.0	0.0	0.0	0.0	25.0	25.0	0.0	0.0	10.0	10.0	12.5	4.5	4.0	7.1	6.7	7.7
Programs common to SUC and other SUCs only	30.8	40.0	40.0	37.5	50.0	50.0	0.0	0.0	12.5	12.5	0.0	10.0	20.8	22.7	24.0	21.4	33.3	34.6
Programs common to SUC, other SUCs and PHEIs	69.2	60.0	60.0	62.5	50.0	50.0	0.0	0.0	37.5	37.5	40.0	40.0	45.8	54.5	48.0	57.1	46.7	50.0
Total number of programs	13	15	15	16	16	16	4	4	8	8	10	10	24	22	25	28	30	26
Enrollment																		
Programs unique to SUC	0.0	0.0	0.0	0.0	0.0	0.0	41.6	41.6	45.2	55.6	55.7	70.5	3.4	1.9	2.2	0.8	0.6	0.9
Programs offered by SUCs that are also offered by any other SUC or PHEIs	100.0	100.0	100.0	100.0	100.0	100.0	58.4	58.4	54.8	44.4	44.3	29.5	96.6	98.1	97.8	99.2	99.4	99.1
Programs common to SUC and PHEIs only	0.0	0.0	0.0	0.0	0.0	0.0	58.4	58.4	0.0	0.0	0.0	0.0	2.8	0.8	0.6	0.7	1.0	0.8
Programs common to SUC and other SUCs only	33.8	32.7	32.7	25.7	37.7	37.1	0.0	0.0	6.6	1.4	0.0	1.4	25.6	22.1	17.0	12.7	24.5	24.4
Programs common to SUC, other SUCs and PHEIs	66.2	67.3	67.3	74.3	62.3	62.9	0.0	0.0	48.2	43.0	44.3	28.1	68.3	75.2	80.2	85.8	73.9	73.9
Total Enrollment	1167	1324	1324	1708	1404	1708	149	149	197	207	244	217	1955	1775	2036	2345	2739	2781

Appendix Table 20e. Percent distribution of enrollment and SUC program offerings vis-à-vis programs offered by other HEIs in the region, Region III

	Philippine Merchant Marine Academy						Tarlac College of Agriculture					
	2005/06	2006/07	2007/08	2008/09	2009/10	2010/11	2005/06	2006/07	2007/08	2008/09	2009/10	2010/11
Programs offered												
Programs unique to SUC	25.0	25.0	25.0	50.0	50.0	25.0	14.3	0.0	8.7	4.8	4.8	8.0
Programs offered by SUCs that are also offered by any other SUC or PHEIs	75.0	75.0	75.0	50.0	50.0	75.0	85.7	100.0	91.3	95.2	95.2	92.0
Programs common to SUC and PHEIs only	50.0	50.0	50.0	50.0	50.0	50.0	4.8	4.8	4.3	4.8	9.5	4.0
Programs common to SUC and other SUCs only	25.0	25.0	25.0	0.0	0.0	25.0	28.6	38.1	30.4	38.1	38.1	44.0
Programs common to SUC, other SUCs and PHEIs	0.0	0.0	0.0	0.0	0.0	0.0	52.4	57.1	56.5	52.4	47.6	44.0
Total number of programs	4	4	4	4	4	4	21	21	23	21	21	25
Enrollment												
Programs unique to SUC	3.2	3.3	3.5	7.0	4.5	3.4	9.2	0.0	0.1	0.1	0.1	0.2
Programs offered by SUCs that are also offered by any other SUC or PHEIs	96.8	96.7	96.5	93.0	95.5	96.6	90.8	100.0	99.9	99.9	99.9	99.8
Programs common to SUC and PHEIs only	94.3	94.1	93.0	93.0	95.5	95.5	4.0	2.2	2.4	1.8	2.9	2.2
Programs common to SUC and other SUCs only	2.5	2.6	3.5	0.0	0.0	1.2	15.5	20.7	17.0	20.3	23.6	24.5
Programs common to SUC, other SUCs and PHEIs	0.0	0.0	0.0	0.0	0.0	0.0	71.4	77.1	80.5	77.8	73.4	73.1
Total Enrollment	1188	1222	1224	1224	1103	1103	2074	1828	1619	1806	2200	2446

Appendix Table 21a. Percent distribution of enrollment and SUC program offerings vis-à-vis programs offered by other HEIs in the region, Region IV-A

	Philippine State College of Aeronautics						Batangas State University						Cavite State University					
	2005/06	2006/07	2007/08	2008/09	2009/10	2010/11	2005/06	2006/07	2007/08	2008/09	2009/10	2010/11	2005/06	2006/07	2007/08	2008/09	2009/10	2010/11
Programs offered																		
Programs unique to SUC	50.0	50.0	50.0	57.1	57.1	57.1	26.9	23.5	26.7	18.2	18.0	20.2	12.1	13.0	14.3	16.4	15.7	16.9
Programs offered by SUCs that are also offered by any other SUC or PHEIs	50.0	50.0	50.0	42.9	42.9	42.9	73.1	76.5	73.3	81.8	82.0	79.8	87.9	87.0	85.7	83.6	84.3	83.1
Programs common to SUC and PHEIs only	0.0	0.0	0.0	0.0	0.0	0.0	13.9	4.4	8.9	13.0	13.5	10.1	5.2	5.6	3.2	3.6	4.3	5.6
Programs common to SUC and other SUCs only	0.0	0.0	0.0	0.0	0.0	0.0	10.2	17.6	11.1	10.4	13.5	11.2	19.0	22.2	19.0	16.4	21.4	21.1
Programs common to SUC, other SUCs and PHEIs	50.0	50.0	50.0	42.9	42.9	42.9	49.1	54.4	53.3	58.4	55.1	58.4	63.8	59.3	63.5	63.6	58.6	56.3
Total number of programs	4	4	4	7	7	7	108	68	90	77	89	89	58	54	63	55	70	71
Enrollment																		
Programs unique to SUC	41.7	41.7	41.7	59.2	59.2	59.2	2.8	2.8	2.3	1.6	4.9	5.6	0.8	0.7	0.9	1.3	1.2	0.9
Programs offered by SUCs that are also offered by any other SUC or PHEIs	58.3	58.3	58.3	40.8	40.8	40.8	97.2	97.2	97.7	98.4	95.1	94.4	99.2	99.3	99.1	98.7	98.8	99.1
Programs common to SUC and PHEIs only	0.0	0.0	0.0	0.0	0.0	0.0	5.9	3.6	2.1	4.6	4.5	6.4	0.5	0.4	0.5	0.8	1.0	1.1
Programs common to SUC and other SUCs only	0.0	0.0	0.0	0.0	0.0	0.0	4.7	9.2	19.6	17.4	17.6	14.6	5.5	21.3	7.2	7.3	6.9	7.1
Programs common to SUC, other SUCs and PHEIs	58.3	58.3	58.3	40.8	40.8	40.8	86.6	84.3	76.0	76.4	73.0	73.5	93.1	77.6	91.4	90.6	91.0	90.9
Total Enrollment	247	247	247	363	363	363	9330	7848	9211	13453	16327	21989	7658	8742	9051	10853	13175	15645

Appendix Table 21b. Percent distribution of enrollment and SUC program offerings vis-à-vis programs offered by other HEIs in the region, Region IV-A

	Laguna State Polytechnic University						Southern Luzon State University						University of Rizal					
	2005/06	2006/07	2007/08	2008/09	2009/10	2010/11	2005/06	2006/07	2007/08	2008/09	2009/10	2010/11	2005/06	2006/07	2007/08	2008/09	2009/10	2010/11
Programs offered																		
Programs unique to SUC	11.4	9.8	13.0	18.8	12.7	12.3	6.5	10.0	6.1	16.2	13.9	13.5	11.5	13.8	10.3	7.4	3.3	9.5
Programs offered by SUCs that are also offered by any other SUC or PHEIs	88.6	90.2	87.0	81.3	87.3	87.7	93.5	90.0	93.9	83.8	86.1	86.5	88.5	86.2	89.7	92.6	96.7	90.5
Programs common to SUC and PHEIs only	9.1	12.2	8.7	10.4	10.9	10.5	3.2	3.3	6.1	5.4	5.6	5.4	8.2	10.3	12.1	11.1	9.8	9.5
Programs common to SUC and other SUCs only	13.6	17.1	17.4	14.6	18.2	15.8	12.9	10.0	12.1	10.8	8.3	8.1	13.1	13.8	12.1	14.8	19.7	14.3
Programs common to SUC, other SUCs and PHEIs	65.9	61.0	60.9	56.3	58.2	61.4	77.4	76.7	75.8	67.6	72.2	73.0	67.2	62.1	65.5	66.7	67.2	66.7
Total number of programs	44	41	46	48	55	57	31	30	33	37	36	37	61	58	58	54	61	63
Enrollment																		
Programs unique to SUC	2.1	1.8	2.3	3.9	2.8	2.9	0.4	0.5	0.4	0.8	0.7	0.9	4.0	6.9	5.1	5.5	1.3	4.2
Programs offered by SUCs that are also offered by any other SUC or PHEIs	97.9	98.2	97.7	96.1	97.2	97.1	99.6	99.5	99.6	99.2	99.3	99.1	96.0	93.1	94.9	94.5	98.7	95.8
Programs common to SUC and PHEIs only	0.4	1.4	0.8	1.2	1.9	1.7	3.7	2.8	4.6	4.2	1.4	1.9	2.5	3.9	2.1	2.0	2.6	2.7
Programs common to SUC and other SUCs only	2.2	4.6	4.8	3.4	5.6	3.5	1.9	15.2	1.4	1.7	1.0	1.0	4.1	2.1	1.7	2.3	6.7	3.1
Programs common to SUC, other SUCs and PHEIs	95.3	92.3	92.1	91.5	89.6	91.9	93.9	81.5	93.6	93.4	96.9	96.2	89.4	87.1	91.1	90.2	89.5	90.0
Total Enrollment	7312	6401	6931	7780	8251	9578	7026	6964	7784	9547	9908	10391	14694	13952	14258	13557	13741	14647

Appendix Table 21c. Percent distribution of enrollment and SUC program offerings vis-à-vis programs offered by other HEIs in the region, Region IV-A

	Philippine Normal University						Polytechnic University of the Philippines						Technological University of the Philippines						University of the Philippine-Open University					
	2005/06	2006/07	2007/08	2008/09	2009/10	2010/11	2005/06	2006/07	2007/08	2008/09	2009/10	2010/11	2005/06	2006/07	2007/08	2008/09	2009/10	2010/11	2005/06	2006/07	2007/08	2008/09	2009/10	2010/11
Programs offered																								
Programs unique to SUC	0.0	0.0	0.0	0.0	0.0	0.0	11.1	5.6	5.6	5.3	9.5	5.3	33.3	0.0	33.3	0.0	0.0	0.0	69.1	72.6	69.0	72.2	69.1	67.2
Programs offered by SUCs that are also offered by any other SUC or PHEIs	100.0	100.0	100.0	100.0	100.0	100.0	88.9	94.4	94.4	94.7	90.5	94.7	66.7	100.0	66.7	100.0	100.0	100.0	30.9	27.4	31.0	27.8	30.9	32.8
Programs common to SUC and PHEIs only	0.0	0.0	0.0	0.0	0.0	0.0	5.6	11.1	11.1	15.8	9.5	10.5	0.0	0.0	0.0	0.0	0.0	0.0	4.1	5.3	3.5	4.0	3.3	3.2
Programs common to SUC and other SUCs only	0.0	0.0	0.0	0.0	0.0	0.0	5.6	5.6	5.6	5.3	4.8	5.3	0.0	66.7	33.3	14.3	36.4	16.7	8.9	6.2	8.8	7.1	11.4	11.2
Programs common to SUC, other SUCs and PHEIs	100.0	100.0	100.0	100.0	100.0	100.0	77.8	77.8	77.8	73.7	76.2	78.9	66.7	33.3	33.3	85.7	63.6	83.3	17.9	15.9	18.6	16.7	16.3	18.4
Total number of programs	3	2	3	2	2	2	18	18	18	19	21	19	3	3	3	7	11	6	123	113	113	126	123	125
Enrollment																								
Programs unique to SUC	0.0	0.0	0.0	0.0	0.0	0.0	25.8	21.2	21.2	1.4	1.7	2.0	7.9	0.0	7.9	0.0	0.0	0.0	23.6	27.8	26.2	26.4	25.9	28.7
Programs offered by SUCs that are also offered by any other SUC or PHEIs	100.0	100.0	100.0	100.0	100.0	100.0	74.2	78.8	78.8	98.6	98.3	98.0	92.1	100.0	92.1	100.0	100.0	100.0	76.4	72.2	73.8	73.6	74.1	71.3
Programs common to SUC and PHEIs only	0.0	0.0	0.0	0.0	0.0	0.0	9.2	13.0	13.0	30.7	10.8	7.5	0.0	0.0	0.0	0.0	0.0	0.0	6.9	10.4	5.9	5.6	4.8	4.8
Programs common to SUC and other SUCs only	0.0	0.0	0.0	0.0	0.0	0.0	4.6	3.6	3.6	2.8	2.8	2.8	0.0	27.8	19.9	0.9	2.8	2.5	14.4	16.3	16.6	15.1	16.8	12.9
Programs common to SUC, other SUCs and PHEIs	100.0	100.0	100.0	100.0	100.0	100.0	60.4	62.2	62.2	65.1	84.6	87.7	92.1	72.2	72.2	99.1	97.2	97.5	55.2	45.6	51.3	52.9	52.5	53.6
Total Enrollment	593	573	534	531	531	790	9005	9827	9827	11114	11657	11817	381	381	381	429	426	443	11740	11478	11478	11812	12503	11341

Appendix Table 22a. Percent distribution of enrollment and SUC program offerings vis-à-vis programs offered by other HEIs in the region, Region IV-B

	Palawan State University						Romblon State University						Western Philippines University					
	2005/06	2006/07	2007/08	2008/09	2009/10	2010/11	2005/06	2006/07	2007/08	2008/09	2009/10	2010/11	2005/06	2006/07	2007/08	2008/09	2009/10	2010/11
Programs offered																		
Programs unique to SUC	35.9	31.4	37.5	35.3	31.6	28.9	9.5	13.6	12.5	0.0	4.5	4.0	37.9	28.1	38.2	38.7	41.2	38.2
Programs offered by SUCs that are also offered by any other SUC or PHEIs	64.1	68.6	62.5	64.7	68.4	71.1	90.5	86.4	87.5	100.0	95.5	96.0	62.1	71.9	61.8	61.3	58.8	61.8
Programs common to SUC and PHEIs only	20.5	8.6	10.0	11.8	15.8	13.3	0.0	4.5	4.2	5.3	4.5	4.0	10.3	12.5	5.9	3.2	5.9	5.9
Programs common to SUC and other SUCs only	10.3	17.1	12.5	8.8	10.5	17.8	33.3	27.3	29.2	26.3	31.8	32.0	27.6	25.0	23.5	22.6	20.6	23.5
Programs common to SUC, other SUCs and PHEIs	33.3	42.9	40.0	44.1	42.1	40.0	57.1	54.5	54.2	68.4	59.1	60.0	24.1	34.4	32.4	35.5	32.4	32.4
Total number of programs	39	35	40	34	38	45	21	22	24	19	22	25	29	32	34	31	34	34
Enrollment																		
Programs unique to SUC	14.8	6.8	8.5	8.7	6.8	7.3	0.4	1.2	0.1	0.0	0.0	0.0	27.5	18.9	14.6	12.1	9.5	5.8
Programs offered by SUCs that are also offered by any other SUC or PHEIs	85.2	93.2	91.5	91.3	93.2	92.7	99.6	98.8	99.9	100.0	100.0	100.0	72.5	81.1	85.4	87.9	90.5	94.2
Programs common to SUC and PHEIs only	5.5	3.1	2.0	10.1	13.7	12.9	0.0	0.0	0.2	0.1	0.0	0.1	2.2	2.0	0.9	0.9	2.3	3.1
Programs common to SUC and other SUCs only	4.0	9.9	8.5	8.3	8.2	7.9	15.8	12.5	7.1	11.0	8.1	14.1	27.6	14.4	10.1	12.9	17.3	21.7
Programs common to SUC, other SUCs and PHEIs	75.7	80.3	81.0	73.0	71.3	72.0	83.8	86.3	92.6	88.9	91.9	85.8	42.6	64.7	74.3	74.1	71.0	69.4
Total Enrollment	13191	12488	13187	12266	12987	14136	4048	4631	4611	4039	5056	5173	3523	3868	5190	4562	5877	6995

Appendix Table 22b. Percent distribution of enrollment and SUC program offerings vis-à-vis programs offered by other HEIs in the region, Region IV-B

	Marinduque State College						Mindoro State College of Agriculture and Technology						Occidental Mindoro State College						Polytechnic University-Oriental Mindoro							
	2005/06	2006/07	2007/08	2008/09	2009/10	2010/11	2005/06	2006/07	2007/08	2008/09	2009/10	2010/11	2005/06	2006/07	2007/08	2008/09	2009/10	2010/11	2005/06	2006/07	2007/08	2008/09	2009/10	2010/11		
Programs offered																										
Programs unique to SUC	13.3	17.6	5.9	18.2	21.7	13.6	26.7	20.0	20.0	18.8	11.1	15.0	18.8	21.4	17.6	21.4	17.6	17.6							0.0	0.0
Programs offered by SUCs that are also offered by any other SUC or PHEIs	86.7	82.4	94.1	81.8	78.3	86.4	73.3	80.0	80.0	81.3	88.9	85.0	81.3	78.6	82.4	78.6	82.4	82.4							100.0	100.0
Programs common to SUC and PHEIs only	6.7	5.9	11.8	22.7	13.0	13.6	0.0	0.0	0.0	0.0	0.0	0.0	6.3	7.1	11.8	7.1	11.8	11.8							50.0	33.3
Programs common to SUC and other SUCs only	20.0	23.5	29.4	18.2	17.4	22.7	33.3	40.0	40.0	43.8	44.4	40.0	31.3	28.6	23.5	21.4	23.5	23.5							0.0	0.0
Programs common to SUC, other SUCs and PHEIs	60.0	52.9	52.9	40.9	47.8	50.0	40.0	40.0	40.0	37.5	44.4	45.0	43.8	42.9	47.1	50.0	47.1	47.1							50.0	66.7
Total number of programs	15	17	17	22	23	22	15	15	15	16	18	20	16	14	17	14	17	17	0	0	0	0	0	2	3	
Enrollment																										
Programs unique to SUC	22.8	26.4	0.3	26.8	27.1	6.6	8.1	14.0	36.6	37.8	18.4	8.0	2.7	3.7	2.6	3.7	2.8	4.3							0.0	0.0
Programs offered by SUCs that are also offered by any other SUC or PHEIs	77.2	73.6	99.7	73.2	72.9	93.4	91.9	86.0	63.4	62.2	81.6	92.0	97.3	96.3	97.4	96.3	97.2	95.7							100.0	100.0
Programs common to SUC and PHEIs only	9.3	10.8	11.6	17.9	11.7	12.7	0.0	0.0	0.0	0.0	0.0	0.0	14.2	38.3	27.7	19.1	10.5	5.8							39.1	16.3
Programs common to SUC and other SUCs only	7.2	8.7	34.1	6.9	6.7	27.0	41.6	33.1	18.5	10.0	18.8	28.9	57.1	4.3	4.1	4.3	3.7	3.9							0.0	0.0
Programs common to SUC, other SUCs and PHEIs	60.7	54.1	54.0	48.4	54.5	53.6	50.2	52.9	44.9	52.1	62.8	63.1	25.9	53.7	65.6	72.8	83.0	86.0							60.9	83.7
Total Enrollment	3124	2625	2758	3692	3793	4410	1401	1413	2331	2989	3197	3244	6315	6286	5289	5203	5637	6494	0	0	0	0	0	161	355	

Appendix Table 23a. Percent distribution of enrollment and SUC program offerings vis-à-vis programs offered by other HEIs in the region, Region V

	Bicol University						Central Bicol State University of Agriculture						Partido State University								
	2005/06	2006/07	2007/08	2008/09	2009/10	2010/11	2005/06	2006/07	2007/08	2008/09	2009/10	2010/11	2005/06	2006/07	2007/08	2008/09	2009/10	2010/11			
Programs offered																					
Programs unique to SUC		31.3	32.2	28.6	26.1	33.3	47.7		33.3	34.5	30.0	29.6	34.4	38.7		16.0	14.3	17.2	15.6	17.1	18.9
Programs offered by SUCs that are also offered by any other SUC or PHEIs		68.8	67.8	71.4	73.9	66.7	52.3		66.7	65.5	70.0	70.4	65.6	61.3		84.0	85.7	82.8	84.4	82.9	81.1
Programs common to SUC and PHEIs only		9.4	8.5	8.6	13.0	9.9	9.0		3.3	6.9	6.7	7.4	9.4	6.5		4.0	7.1	6.9	9.4	11.4	8.1
Programs common to SUC and other SUCs only		17.2	20.3	17.1	14.5	14.8	11.7		16.7	20.7	23.3	14.8	18.8	16.1		16.0	17.9	17.2	15.6	14.3	16.2
Programs common to SUC, other SUCs and PHEIs		42.2	39.0	45.7	46.4	42.0	31.5		46.7	37.9	40.0	48.1	37.5	38.7		64.0	60.7	58.6	59.4	57.1	56.8
Total number of programs		64	59	70	69	81	111		30	29	30	27	32	31		25	28	29	32	35	37
Enrollment																					
Programs unique to SUC		6.9	8.8	5.1	4.8	7.9	9.3		9.0	7.7	3.2	5.2	2.8	10.3		8.2	6.8	6.3	8.6	7.4	7.8
Programs offered by SUCs that are also offered by any other SUC or PHEIs		93.1	91.2	94.9	95.2	92.1	90.7		91.0	92.3	96.8	94.8	97.2	89.7		91.8	93.2	93.7	91.4	92.6	92.2
Programs common to SUC and PHEIs only		15.6	7.8	5.7	9.7	7.4	8.0		0.7	4.9	5.1	5.2	4.8	7.0		1.3	3.3	5.4	8.7	10.0	8.8
Programs common to SUC and other SUCs only		11.7	10.3	12.0	9.0	7.2	10.2		11.2	14.4	12.6	4.3	4.9	5.0		10.5	23.0	22.8	16.5	14.9	14.1
Programs common to SUC, other SUCs and PHEIs		65.9	73.1	77.2	76.5	77.5	72.5		79.1	72.9	79.2	85.3	87.5	77.7		80.0	67.0	65.6	66.2	67.7	69.3
Total Enrollment		13055	9900	12790	14198	19361	18381		5139	4888	4470	4626	6196	6965		2646	2695	3066	3665	4496	5269

Appendix Table 23b. Percent distribution of enrollment and SUC program offerings vis-à-vis programs offered by other HEIs in the region, Region V

	Polytechnic University of the Philippines						Camarines Norte State College						Camarines Sur Polytechnic College					
	2005/06	2006/07	2007/08	2008/09	2009/10	2010/11	2005/06	2006/07	2007/08	2008/09	2009/10	2010/11	2005/06	2006/07	2007/08	2008/09	2009/10	2010/11
Programs offered																		
Programs unique to SUC	0.0	0.0	0.0	0.0	0.0	0.0	9.4	6.7	11.1	3.3	11.1	11.1	5.9	5.9	5.9	5.9	5.9	5.9
Programs offered by SUCs that are also offered by any other SUC or PHEIs	100.0	100.0	100.0	100.0	100.0	100.0	90.6	93.3	88.9	96.7	88.9	88.9	94.1	94.1	94.1	94.1	94.1	94.1
Programs common to SUC and PHEIs only	0.0	0.0	0.0	0.0	0.0	0.0	9.4	10.0	13.9	10.0	13.9	13.9	11.8	11.8	11.8	5.9	5.9	5.9
Programs common to SUC and other SUCs only	0.0	0.0	0.0	0.0	0.0	0.0	12.5	13.3	8.3	10.0	8.3	8.3	0.0	0.0	0.0	0.0	0.0	0.0
Programs common to SUC, other SUCs and PHEIs	100.0	100.0	100.0	100.0	100.0	100.0	68.8	70.0	66.7	76.7	66.7	66.7	82.4	82.4	82.4	88.2	88.2	88.2
Total number of programs	5	5	5	6	6	7	32	30	36	30	36	36	17	17	17	17	17	17
Enrollment																		
Programs unique to SUC	0.0	0.0	0.0	0.0	0.0	0.0	0.6	1.0	2.0	1.1	3.0	1.7	0.4	0.3	0.6	0.8	1.1	1.0
Programs offered by SUCs that are also offered by any other SUC or PHEIs	100.0	100.0	100.0	100.0	100.0	100.0	99.4	99.0	98.0	98.9	97.0	98.3	99.6	99.7	99.4	99.2	98.9	99.0
Programs common to SUC and PHEIs only	0.0	0.0	0.0	0.0	0.0	0.0	15.5	15.3	12.4	6.0	4.2	4.3	12.4	12.0	12.8	0.0	0.0	0.0
Programs common to SUC and other SUCs only	0.0	0.0	0.0	0.0	0.0	0.0	5.1	5.3	3.7	5.4	4.2	3.8	0.0	0.0	0.0	0.0	0.0	0.0
Programs common to SUC, other SUCs and PHEIs	100.0	100.0	100.0	100.0	100.0	100.0	78.8	78.5	81.9	87.5	88.5	90.2	87.2	87.7	86.6	99.1	98.9	98.9
Total Enrollment	985	1006	1006	1039	1047	1016	3480	3650	4200	4609	5079	5934	3771	3935	2494	2842	3245	3431

Appendix Table 23c. Percent distribution of enrollment and SUC program offerings vis-à-vis programs offered by other HEIs in the region, Region V

	Catanduanes State College						Dr. E. B. Espinosa, Sr. Mem State Coll of Agri and Tech						Sorsogon State College					
	2005/06	2006/07	2007/08	2008/09	2009/10	2010/11	2005/06	2006/07	2007/08	2008/09	2009/10	2010/11	2005/06	2006/07	2007/08	2008/09	2009/10	2010/11
Programs offered																		
Programs unique to SUC	10.0	9.1	8.6	6.1	8.6	11.4	16.7	16.7	14.3	9.1	13.3	13.3	23.3	20.7	16.1	16.1	20.6	9.7
Programs offered by SUCs that are also offered by any other SUC or PHEIs	90.0	90.9	91.4	93.9	91.4	88.6	83.3	83.3	85.7	90.9	86.7	86.7	76.7	79.3	83.9	83.9	79.4	90.3
Programs common to SUC and PHEIs only	10.0	12.1	2.9	6.1	5.7	2.9	0.0	0.0	0.0	0.0	0.0	0.0	0.0	0.0	0.0	0.0	0.0	0.0
Programs common to SUC and other SUCs only	10.0	12.1	11.4	12.1	5.7	8.6	25.0	33.3	35.7	27.3	33.3	33.3	23.3	24.1	29.0	29.0	23.5	32.3
Programs common to SUC, other SUCs and PHEIs	70.0	66.7	77.1	75.8	80.0	77.1	58.3	50.0	50.0	63.6	53.3	53.3	53.3	55.2	54.8	54.8	55.9	58.1
Total number of programs	30	33	35	33	35	35	12	12	14	11	15	15	30	29	31	31	34	31
Enrollment																		
Programs unique to SUC	2.7	0.8	1.0	1.0	0.7	0.7	3.5	2.8	1.0	3.9	1.2	0.9	26.2	11.1	15.6	17.0	15.6	5.0
Programs offered by SUCs that are also offered by any other SUC or PHEIs	97.3	99.2	99.0	99.0	99.3	99.3	96.5	97.2	99.0	96.1	98.8	99.1	73.8	88.9	84.4	83.0	84.4	95.0
Programs common to SUC and PHEIs only	2.8	3.8	0.6	1.0	0.5	0.5	0.0	0.0	0.0	0.0	0.0	0.0	0.0	0.0	0.0	0.0	0.0	0.0
Programs common to SUC and other SUCs only	0.5	1.7	1.0	1.0	0.2	2.6	7.2	6.4	6.8	7.6	3.5	3.0	23.8	39.4	33.1	34.5	27.6	28.9
Programs common to SUC, other SUCs and PHEIs	94.0	93.7	97.3	97.0	98.7	96.3	89.2	90.8	92.2	88.5	95.2	96.2	50.0	49.5	51.3	48.5	56.9	66.1
Total Enrollment	4844	4651	4638	4640	5104	5440	1049	817	707	897	1663	2105	5175	5207	5387	6057	6711	8001

Appendix Table 24a. Percent distribution of enrollment and SUC program offerings vis-à-vis programs offered by other HEIs in the region, Region VI

	Aklan State University						Capiz State University						Philippine Normal University					
	2005/06	2006/07	2007/08	2008/09	2009/10	2010/11	2005/06	2006/07	2007/08	2008/09	2009/10	2010/11	2005/06	2006/07	2007/08	2008/09	2009/10	2010/11
Programs offered																		
Programs unique to SUC	8.3	12.5	9.1	6.3	8.6	5.7	20.8	14.3	16.3	18.8	14.6	14.8	0.0	0.0	0.0	0.0	25.0	25.0
Programs offered by SUCs that are also offered by any other SUC or PHEIs	91.7	87.5	90.9	93.8	91.4	94.3	79.2	85.7	83.7	81.3	85.4	85.2	100.0	100.0	100.0	100.0	75.0	75.0
Programs common to SUC and PHEIs only	4.2	4.2	4.5	6.3	5.7	5.7	14.6	7.1	7.0	4.2	4.2	5.6	0.0	0.0	0.0	0.0	0.0	0.0
Programs common to SUC and other SUCs only	37.5	37.5	27.3	31.3	28.6	31.4	20.8	28.6	27.9	27.1	29.2	27.8	0.0	0.0	0.0	0.0	0.0	0.0
Programs common to SUC, other SUCs and PHEIs	50.0	45.8	59.1	56.3	57.1	57.1	43.8	50.0	48.8	50.0	52.1	51.9	100.0	100.0	100.0	100.0	75.0	75.0
Total number of programs	24	24	22	32	35	35	48	42	43	48	48	54	6	6	6	6	8	8
Enrollment																		
Programs unique to SUC	8.9	9.0	0.1	7.7	6.8	5.0	4.2	0.9	2.0	0.2	0.2	0.2	0.0	0.0	0.0	0.0	0.0	0.0
Programs offered by SUCs that are also offered by any other SUC or PHEIs	91.1	91.0	99.9	92.3	93.2	95.0	95.8	99.1	98.0	99.8	99.8	99.8	100.0	100.0	100.0	100.0	100.0	100.0
Programs common to SUC and PHEIs only	1.1	1.1	2.0	3.4	3.0	2.9	10.4	1.9	1.9	1.0	1.0	10.1	0.0	0.0	0.0	0.0	0.0	0.0
Programs common to SUC and other SUCs only	27.3	27.3	17.2	14.4	11.4	11.7	19.0	16.2	15.3	14.7	14.2	16.0	0.0	0.0	0.0	0.0	0.0	0.0
Programs common to SUC, other SUCs and PHEIs	62.8	62.6	80.7	74.4	78.7	80.4	66.4	81.0	80.8	84.1	84.6	73.7	100.0	100.0	100.0	100.0	100.0	100.0
Total Enrollment	3920	3920	3264	3975	4789	5313	7541	6099	6114	6825	6409	8005	1419	1556	1556	1519	1529	1312

Appendix Table 24b. Percent distribution of enrollment and SUC program offerings vis-à-vis programs offered by other HEIs in the region, Region VI

	Technological University of the Philippines						University of Antique						University of the Philippines- Visayas					
	2005/06	2006/07	2007/08	2008/09	2009/10	2010/11	2005/06	2006/07	2007/08	2008/09	2009/10	2010/11	2005/06	2006/07	2007/08	2008/09	2009/10	2010/11
Programs offered																		
Programs unique to SUC	25.0	50.0	50.0	33.3	33.3	33.3	5.3	4.8	2.4	5.0	2.5	2.1		28.6	31.4	26.7	17.9	19.4
Programs offered by SUCs that are also offered by any other SUC or PHEIs	75.0	50.0	50.0	66.7	66.7	66.7	94.7	95.2	97.6	95.0	97.5	97.9		71.4	68.6	73.3	82.1	80.6
Programs common to SUC and PHEIs only	0.0	0.0	0.0	0.0	0.0	0.0	5.3	7.1	7.1	5.0	5.0	6.4		20.0	17.1	20.0	25.0	25.8
Programs common to SUC and other SUCs only	25.0	0.0	0.0	0.0	0.0	0.0	31.6	33.3	33.3	27.5	30.0	19.1		22.9	22.9	26.7	25.0	25.8
Programs common to SUC, other SUCs and PHEIs	50.0	50.0	50.0	66.7	66.7	66.7	57.9	54.8	57.1	62.5	62.5	72.3		28.6	28.6	26.7	32.1	29.0
Total number of programs	4	4	4	3	3	3	38	42	42	40	40	47	0	35	35	30	28	31
Enrollment																		
Programs unique to SUC	9.1	20.8	20.8	9.1	5.2	5.0	3.5	0.1	0.0	0.1	0.0	0.0		6.7	9.4	8.9	7.0	3.1
Programs offered by SUCs that are also offered by any other SUC or PHEIs	90.9	79.2	79.2	90.9	94.8	95.0	96.5	99.9	100.0	99.9	100.0	100.0		93.3	90.6	91.1	93.0	96.9
Programs common to SUC and PHEIs only	0.0	0.0	0.0	0.0	0.0	0.0	2.5	3.8	4.6	5.2	5.2	4.8		14.6	11.9	16.2	16.3	19.4
Programs common to SUC and other SUCs only	11.7	0.0	0.0	0.0	0.0	0.0	14.7	16.3	16.1	10.5	10.6	5.8		31.0	31.0	29.9	31.2	28.8
Programs common to SUC, other SUCs and PHEIs	79.2	79.2	79.2	90.9	94.8	95.0	79.3	79.8	79.4	84.2	84.2	89.3		47.7	47.7	45.1	45.6	48.8
Total Enrollment	394	394	394	319	193	141	4987	4992	5443	6009	6009	7942	0	4845	4845	2346	2430	2653

Appendix Table 24c. Percent distribution of enrollment and SUC program offerings vis-à-vis programs offered by other HEIs in the region, Region VI

	West Visayas State University						Carlos C. Hildalgo Memorial State College						Guimaras State College					
	2005/06	2006/07	2007/08	2008/09	2009/10	2010/11	2005/06	2006/07	2007/08	2008/09	2009/10	2010/11	2005/06	2006/07	2007/08	2008/09	2009/10	2010/11
Programs offered																		
Programs unique to SUC	42.6	28.3	32.6	27.1	29.4	32.8	7.1	5.9	10.5	13.0	11.5	15.4	0.0	0.0	0.0	0.0	7.7	0.0
Programs offered by SUCs that are also offered by any other SUC or PHEIs	57.4	71.7	67.4	72.9	70.6	67.2	92.9	94.1	89.5	87.0	88.5	84.6	100.0	100.0	100.0	100.0	92.3	100.0
Programs common to SUC and PHEIs only	8.5	10.9	6.5	4.2	5.9	6.9	7.1	0.0	0.0	4.3	3.8	0.0	0.0	10.0	10.0	0.0	0.0	0.0
Programs common to SUC and other SUCs only	12.8	26.1	26.1	20.8	21.6	17.2	21.4	23.5	21.1	17.4	23.1	15.4	27.3	30.0	30.0	18.2	23.1	23.1
Programs common to SUC, other SUCs and PHEIs	36.2	34.8	34.8	47.9	43.1	43.1	64.3	70.6	68.4	65.2	61.5	69.2	72.7	60.0	60.0	81.8	69.2	76.9
Total number of programs	47	46	46	48	51	58	14	17	19	23	26	26	11	10	10	11	13	13
Enrollment																		
Programs unique to SUC	7.3	5.2	7.6	9.3	10.2	11.2	7.8	9.5	9.6	7.5	4.2	2.2	0.0	0.0	0.0	0.0	0.0	0.0
Programs offered by SUCs that are also offered by any other SUC or PHEIs	92.7	94.8	92.4	90.7	89.8	88.8	92.2	90.5	90.4	92.5	95.8	97.8	100.0	100.0	100.0	100.0	100.0	100.0
Programs common to SUC and PHEIs only	6.0	2.3	0.2	2.8	2.8	5.0	2.7	0.0	0.0	0.9	0.7	0.0	0.0	1.2	1.2	0.0	0.0	0.0
Programs common to SUC and other SUCs only	11.7	16.6	14.5	13.5	10.2	8.4	36.8	31.8	30.6	25.7	24.4	21.5	37.0	47.6	47.6	32.2	27.5	27.0
Programs common to SUC, other SUCs and PHEIs	74.9	75.9	77.7	74.5	76.8	75.5	52.6	58.7	59.7	65.9	70.8	76.3	63.0	51.2	51.2	67.8	72.5	73.0
Total Enrollment	12602	12453	12005	11835	11500	13616	4495	4979	5072	5565	6612	7726	1132	1252	1252	1514	1775	1805

Appendix Table 24d. Percent distribution of enrollment and SUC program offerings vis-à-vis programs offered by other HEIs in the region, Region VI

	Iloilo State College of Fisheries						Negros State College of Agriculture						Northern Iloilo Polytechnic State College					
	2005/06	2006/07	2007/08	2008/09	2009/10	2010/11	2005/06	2006/07	2007/08	2008/09	2009/10	2010/11	2005/06	2006/07	2007/08	2008/09	2009/10	2010/11
Programs offered																		
Programs unique to SUC	28.6	22.2	24.1	16.7	17.2	17.9	17.6	25.0	18.8	20.7	10.0	13.3	13.6	9.5	4.5	3.6	10.3	13.8
Programs offered by SUCs that are also offered by any other SUC or PHEIs	71.4	77.8	75.9	83.3	82.8	82.1	82.4	75.0	81.3	79.3	90.0	86.7	86.4	90.5	95.5	96.4	89.7	86.2
Programs common to SUC and PHEIs only	10.7	11.1	10.3	8.3	6.9	3.6	5.9	0.0	6.3	3.4	3.3	3.3	9.1	4.8	4.5	7.1	10.3	10.3
Programs common to SUC and other SUCs only	25.0	25.9	24.1	29.2	34.5	32.1	35.3	31.3	31.3	17.2	26.7	23.3	22.7	28.6	36.4	21.4	20.7	13.8
Programs common to SUC, other SUCs and PHEIs	35.7	40.7	41.4	45.8	41.4	46.4	41.2	43.8	43.8	58.6	60.0	60.0	54.5	57.1	54.5	67.9	58.6	62.1
Total number of programs	28	27	29	24	29	28	17	16	16	29	30	30	22	21	22	28	29	29
Enrollment																		
Programs unique to SUC	11.0	11.3	11.0	3.2	1.9	3.8	3.9	3.1	2.6	7.6	7.1	7.5	0.7	2.0	0.3	1.1	0.8	1.0
Programs offered by SUCs that are also offered by any other SUC or PHEIs	89.0	88.7	89.0	96.8	98.1	96.2	96.1	96.9	97.4	92.4	92.9	92.5	99.3	98.0	99.7	98.9	99.2	99.0
Programs common to SUC and PHEIs only	24.3	18.2	17.7	21.9	26.0	0.0	0.0	0.0	0.0	0.0	0.0	0.0	6.5	0.1	0.1	7.9	3.6	7.1
Programs common to SUC and other SUCs only	8.8	6.5	5.8	7.5	7.3	4.3	23.4	20.2	20.7	10.9	14.3	13.9	34.7	28.8	30.5	21.2	16.9	12.7
Programs common to SUC, other SUCs and PHEIs	55.9	64.0	65.6	67.4	64.8	91.8	72.6	76.8	76.6	81.5	78.5	78.6	58.2	69.0	69.1	69.7	78.7	79.2
Total Enrollment	3227	2777	2852	3037	3560	3664	2086	2292	2658	5693	4657	5049	4352	4032	4080	3838	4524	4928

Appendix Table 24e. Percent distribution of enrollment and SUC program offerings vis-à-vis programs offered by other HEIs in the region, Region VI

	Northern Negros State College of Sci and Tech						Western Visayas College of Science and Tech					
	2005/06	2006/07	2007/08	2008/09	2009/10	2010/11	2005/06	2006/07	2007/08	2008/09	2009/10	2010/11
Programs offered												
Programs unique to SUC	0.0	0.0	0.0	8.3	0.0	0.0	20.0	14.3	14.3	16.7	18.8	19.4
Programs offered by SUCs that are also offered by any other SUC or PHEIs	100.0	100.0	100.0	91.7	100.0	100.0	80.0	85.7	85.7	83.3	81.3	80.6
Programs common to SUC and PHEIs only	11.1	0.0	0.0	0.0	0.0	0.0	3.3	3.6	3.6	6.7	3.1	6.5
Programs common to SUC and other SUCs only	11.1	11.1	11.1	8.3	14.3	13.3	33.3	32.1	32.1	30.0	28.1	25.8
Programs common to SUC, other SUCs and PHEIs	77.8	88.9	88.9	83.3	85.7	86.7	43.3	50.0	50.0	46.7	50.0	48.4
Total number of programs	9	9	9	12	14	15	30	28	28	30	32	31
Enrollment												
Programs unique to SUC	0.0	0.0	0.0	20.1	0.0	0.0	15.1	2.6	2.6	0.7	1.0	1.2
Programs offered by SUCs that are also offered by any other SUC or PHEIs	100.0	100.0	100.0	79.9	100.0	100.0	84.9	97.4	97.4	99.3	99.0	98.8
Programs common to SUC and PHEIs only	4.7	0.0	0.0	0.0	0.0	0.0	0.9	0.8	0.8	3.6	3.1	4.1
Programs common to SUC and other SUCs only	4.3	4.3	4.3	2.0	2.7	2.0	17.9	19.2	19.2	22.3	13.1	10.8
Programs common to SUC, other SUCs and PHEIs	91.0	95.7	95.7	77.9	97.3	98.0	66.2	77.4	77.4	73.5	82.8	83.9
Total Enrollment	1564	1564	1564	1779	1363	2410	7253	5643	5643	5604	5261	5557

Appendix Table 25a. Percent distribution of enrollment and SUC program offerings vis-à-vis programs offered by other HEIs in the region, Region VII

	Cebu State College of Science and Technology						Central Visayas State College of Agri, Forestry and Tech						Siquijor State College					
	2005/06	2006/07	2007/08	2008/09	2009/10	2010/11	2005/06	2006/07	2007/08	2008/09	2009/10	2010/11	2005/06	2006/07	2007/08	2008/09	2009/10	2010/11
Programs offered																		
Programs unique to SUC	16.7	13.0	14.3	10.7	9.7	8.1	9.5	14.3	20.6	14.3	16.7	11.1	14.3	14.3	14.3	5.9	5.9	5.9
Programs offered by SUCs that are also offered by any other SUC or PHEIs	83.3	87.0	85.7	89.3	90.3	91.9	90.5	85.7	79.4	85.7	83.3	88.9	85.7	85.7	85.7	94.1	94.1	94.1
Programs common to SUC and PHEIs only	4.2	4.3	3.6	3.6	6.5	5.4	9.5	10.7	8.8	11.4	11.1	8.3	0.0	0.0	0.0	0.0	0.0	0.0
Programs common to SUC and other SUCs only	16.7	21.7	21.4	17.9	19.4	21.6	19.0	17.9	17.6	17.1	13.9	19.4	7.1	7.1	7.1	0.0	0.0	0.0
Programs common to SUC, other SUCs and PHEIs	62.5	60.9	60.7	67.9	64.5	64.9	61.9	57.1	52.9	57.1	58.3	61.1	78.6	78.6	78.6	94.1	94.1	94.1
Total number of programs	24	23	28	28	31	37	21	28	34	35	36	36	14	14	14	17	17	17
Enrollment																		
Programs unique to SUC	2.8	1.6	1.7	1.3	1.9	0.6	5.9	5.7	5.1	3.9	4.8	4.2	10.0	9.8	9.8	0.2	0.0	0.2
Programs offered by SUCs that are also offered by any other SUC or PHEIs	97.2	98.4	98.3	98.7	98.1	99.4	94.1	94.3	94.9	96.1	95.2	95.8	90.0	90.2	90.2	99.8	100.0	99.8
Programs common to SUC and PHEIs only	0.9	3.5	1.5	1.7	2.2	2.4	0.8	0.9	3.7	3.8	5.0	3.1	0.0	0.0	0.0	0.0	0.0	0.0
Programs common to SUC and other SUCs only	24.2	22.7	21.0	2.8	3.0	3.1	28.7	26.6	24.8	2.2	1.8	2.5	14.8	14.4	14.4	0.0	0.0	0.0
Programs common to SUC, other SUCs and PHEIs	72.2	72.2	75.8	94.2	92.9	93.9	64.6	66.9	66.5	90.0	88.4	90.2	75.2	75.8	75.8	99.8	100.0	99.8
Total Enrollment	6703	6238	5958	6444	11844	17231	4839	4957	4791	6473	8346	9557	1356	1228	1228	1243	1652	2158

Appendix Table 25b. Percent distribution of enrollment and SUC program offerings vis-à-vis programs offered by other HEIs in the region, Region VII

	Cebu Normal University						Negros Oriental State University						University of the Philippines- College of Cebu						Phil State College of Aeronautics- Mactan Air base								
	2005/06	2006/07	2007/08	2008/09	2009/10	2010/11	2005/06	2006/07	2007/08	2008/09	2009/10	2010/11	2005/06	2006/07	2007/08	2008/09	2009/10	2010/11	2005/06	2006/07	2007/08	2008/09	2009/10	2010/11			
Programs offered																											
Programs unique to SUC	16.0	13.0	21.9	16.1	29.5	23.8	11.8	7.9	10.6	9.7	9.7	13.4							23.1	23.1	20.0	0.0	0.0	0.0	0.0	0.0	0.0
Programs offered by SUCs that are also offered by any other SUC or PHEIs	84.0	87.0	78.1	83.9	70.5	76.2	88.2	92.1	89.4	90.3	90.3	86.6							76.9	76.9	80.0	100.0	100.0	100.0	100.0	100.0	100.0
Programs common to SUC and PHEIs only	32.0	34.8	31.3	32.3	27.3	26.2	44.1	41.3	37.9	33.9	30.6	28.4							15.4	15.4	13.3	60.0	80.0	60.0	60.0	50.0	57.1
Programs common to SUC and other SUCs only	8.0	0.0	3.1	0.0	4.5	7.1	8.8	6.3	7.6	4.8	6.5	6.0							7.7	0.0	6.7	0.0	0.0	0.0	0.0	0.0	0.0
Programs common to SUC, other SUCs and PHEIs	44.0	52.2	43.8	51.6	38.6	42.9	35.3	44.4	43.9	51.6	53.2	52.2							53.8	61.5	60.0	40.0	20.0	40.0	40.0	50.0	42.9
Total number of programs	25	23	32	31	44	42	68	63	66	62	62	67	0	0	0	13	13	15	5	5	5	5	6	7			
Enrollment																											
Programs unique to SUC	1.0	0.5	4.5	1.2	3.1	5.5	0.5	0.5	0.5	4.7	0.5	1.7							24.0	27.5	21.1	0.0	0.0	0.0	0.0	0.0	0.0
Programs offered by SUCs that are also offered by any other SUC or PHEIs	99.0	99.5	95.5	98.8	96.9	94.5	99.5	99.5	99.5	95.3	99.5	98.3							76.0	72.5	78.9	100.0	100.0	100.0	100.0	100.0	100.0
Programs common to SUC and PHEIs only	8.6	10.2	12.6	15.0	21.5	23.6	14.4	10.5	5.6	5.0	4.9	3.9							11.9	3.1	5.5	50.5	66.7	46.3	55.3	56.7	62.4
Programs common to SUC and other SUCs only	3.9	0.0	0.0	0.0	0.0	0.0	22.4	16.5	19.2	0.5	4.8	10.0							0.3	0.0	1.1	0.0	0.0	0.0	0.0	0.0	0.0
Programs common to SUC, other SUCs and PHEIs	86.5	89.3	82.9	83.8	75.5	70.9	62.6	72.5	74.8	89.8	89.9	84.3							63.8	69.4	72.4	49.5	33.3	53.7	44.7	43.3	37.6
Total Enrollment	5099	5514	5762	6753	7015	7306	13745	13253	14473	14473	14473	17807							1141	1157	1237	774	300	300	356	418	372

Appendix Table 26a. Percent distribution of enrollment and SUC program offerings vis-à-vis programs offered by other HEIs in the region, Region VIII

	Naval State University						Palompon Institute of Technology						Samar State College of Agriculture and Forestry						
	2005/06	2006/07	2007/08	2008/09	2009/10	2010/11	2005/06	2006/07	2007/08	2008/09	2009/10	2010/11	2005/06	2006/07	2007/08	2008/09	2009/10	2010/11	
Programs offered																			
Programs unique to SUC	0.0	0.0	3.2	0.0	8.1	0.0	21.1	15.8	15.8	14.8	22.6	19.4	22.2	20.0	20.0	22.2			
Programs offered by SUCs that are also offered by any other SUC or PHEIs	100.0	100.0	96.8	100.0	91.9	100.0	78.9	84.2	84.2	85.2	77.4	80.6	77.8	80.0	80.0	77.8			
Programs common to SUC and PHEIs only	3.6	0.0	0.0	0.0	0.0	2.9	0.0	0.0	0.0	0.0	0.0	0.0	0.0	0.0	0.0	0.0			
Programs common to SUC and other SUCs only	53.6	53.3	51.6	50.0	48.6	50.0	57.9	63.2	68.4	63.0	58.1	61.3	55.6	60.0	50.0	55.6			
Programs common to SUC, other SUCs and PHEIs	42.9	46.7	45.2	50.0	43.2	47.1	21.1	21.1	15.8	22.2	19.4	19.4	22.2	20.0	30.0	22.2			
Total number of programs	28	30	31	32	37	34	19	19	19	27	31	31	9	10	10	9	0	0	
Enrollment																			
Programs unique to SUC	0.0	0.0	0.0	0.0	0.0	0.0	4.6	4.2	4.2	2.6	2.5	3.6	7.5	7.1	7.1	7.0			
Programs offered by SUCs that are also offered by any other SUC or PHEIs	100.0	100.0	100.0	100.0	100.0	100.0	95.4	95.8	95.8	97.4	97.5	96.4	92.5	92.9	92.9	93.0			
Programs common to SUC and PHEIs only	4.2	0.0	0.0	0.0	0.0	2.0	0.0	0.0	0.0	0.0	0.0	0.0	0.0	0.0	0.0	0.0			
Programs common to SUC and other SUCs only	40.3	33.3	31.4	32.8	32.2	16.2	87.1	57.0	57.1	53.5	50.0	48.6	73.2	71.0	68.3	28.1			
Programs common to SUC, other SUCs and PHEIs	55.4	66.7	68.6	67.2	67.8	81.8	8.3	38.8	38.7	43.9	47.5	47.8	19.2	21.9	24.6	64.8			
Total Enrollment	3585	3917	4210	4965	5212	4915	2316	2423	2423	2794	3113	3602	213	183	183	199			

Appendix Table 26b. Percent distribution of enrollment and SUC program offerings vis-à-vis programs offered by other HEIs in the region, Region VIII

	Northwest Samar State University						Eastern Samar State University						Eastern Visayas State University					
	2005/06	2006/07	2007/08	2008/09	2009/10	2010/11	2005/06	2006/07	2007/08	2008/09	2009/10	2010/11	2005/06	2006/07	2007/08	2008/09	2009/10	2010/11
Programs offered																		
Programs unique to SUC	7.4	3.4	12.5	11.8	12.8	10.3	22.2	22.9	22.9	23.5	21.6	20.5	35.7	31.7	34.1	33.3	33.3	28.6
Programs offered by SUCs that are also offered by any other SUC or PHEIs	92.6	96.6	87.5	88.2	87.2	89.7	77.8	77.1	77.1	76.5	78.4	79.5	64.3	68.3	65.9	66.7	66.7	71.4
Programs common to SUC and PHEIs only	3.7	0.0	0.0	0.0	2.6	0.0	5.6	5.7	5.7	5.9	8.1	4.5	0.0	0.0	0.0	0.0	0.0	2.0
Programs common to SUC and other SUCs only	40.7	37.9	37.5	35.3	41.0	41.0	33.3	28.6	28.6	23.5	29.7	36.4	35.7	36.6	36.4	35.7	35.7	40.8
Programs common to SUC, other SUCs and PHEIs	48.1	58.6	50.0	52.9	43.6	48.7	38.9	42.9	42.9	47.1	40.5	38.6	28.6	31.7	29.5	31.0	31.0	28.6
Total number of programs	27	29	32	34	39	39	36	35	35	34	37	44	42	41	44	42	42	49
Enrollment																		
Programs unique to SUC	0.2	0.3	2.8	3.3	1.3	0.9	3.4	4.0	4.0	3.3	3.8	3.0	16.2	16.2	15.1	15.0	11.6	11.5
Programs offered by SUCs that are also offered by any other SUC or PHEIs	99.8	99.7	97.2	96.7	98.7	99.1	96.6	96.0	96.0	96.7	96.2	97.0	83.8	83.8	84.9	85.0	88.4	88.5
Programs common to SUC and PHEIs only	0.9	0.0	0.0	0.0	1.9	0.0	11.7	10.6	10.4	4.4	4.5	1.3	0.0	0.0	0.0	0.0	0.0	0.6
Programs common to SUC and other SUCs only	41.5	12.9	12.5	12.1	12.7	13.8	12.2	11.9	10.6	8.4	8.7	8.7	40.3	30.9	34.1	28.8	29.2	29.8
Programs common to SUC, other SUCs and PHEIs	57.4	86.8	84.7	84.6	84.2	85.2	72.7	73.5	74.9	83.9	83.0	87.1	43.5	52.9	50.8	56.3	59.2	58.1
Total Enrollment	3120	3760	4154	4487	5011	5721	5474	5807	5891	7015	6656	8887	10821	10010	10592	11719	13459	14921

Appendix Table 26c. Percent distribution of enrollment and SUC program offerings vis-à-vis programs offered by other HEIs in the region, Region VIII

	Visayas State University						Leyte Normal University						Samar State University					
	2005/06	2006/07	2007/08	2008/09	2009/10	2010/11	2005/06	2006/07	2007/08	2008/09	2009/10	2010/11	2005/06	2006/07	2007/08	2008/09	2009/10	2010/11
Programs offered																		
Programs unique to SUC	52.8	46.9	46.9	44.4	44.3	42.6	33.3	32.0	31.0	26.9	33.3	35.7	20.7	23.7	18.9	22.2	19.5	17.1
Programs offered by SUCs that are also offered by any other SUC or PHEIs	47.2	53.1	53.1	55.6	55.7	57.4	66.7	68.0	69.0	73.1	66.7	64.3	79.3	76.3	81.1	77.8	80.5	82.9
Programs common to SUC and PHEIs only	0.0	0.0	0.0	0.0	0.0	0.0	9.5	4.0	3.4	7.7	6.1	3.6	0.0	0.0	0.0	2.8	0.0	2.4
Programs common to SUC and other SUCs only	34.0	40.8	38.8	33.3	36.1	36.1	28.6	28.0	27.6	34.6	30.3	32.1	41.4	44.7	48.6	44.4	51.2	53.7
Programs common to SUC, other SUCs and PHEIs	13.2	12.2	14.3	22.2	19.7	21.3	28.6	36.0	37.9	30.8	30.3	28.6	37.9	31.6	32.4	30.6	29.3	26.8
Total number of programs	53	49	49	54	61	61	21	25	29	26	33	28	29	38	37	36	41	41
Enrollment																		
Programs unique to SUC	10.0	10.2	10.2	11.2	8.6	7.5	6.6	7.6	5.8	5.5	6.5	20.2	12.9	4.9	4.6	7.4	4.0	3.2
Programs offered by SUCs that are also offered by any other SUC or PHEIs	90.0	89.8	89.8	88.8	91.4	92.5	93.4	92.4	94.2	94.5	93.5	79.8	87.1	95.1	95.4	92.6	96.0	96.8
Programs common to SUC and PHEIs only	0.0	0.0	0.0	0.0	0.0	0.0	2.7	1.8	1.6	2.5	3.5	1.6	0.0	0.0	0.0	3.6	0.0	3.4
Programs common to SUC and other SUCs only	42.9	52.5	44.5	43.0	42.2	22.4	9.1	10.4	13.6	16.1	17.3	6.0	42.1	23.2	20.4	18.3	20.9	19.9
Programs common to SUC, other SUCs and PHEIs	47.1	37.3	45.3	45.9	49.2	70.1	81.6	80.1	79.0	75.9	72.7	72.3	45.0	72.0	75.1	70.7	75.1	73.5
Total Enrollment	5415	5071	5071	5571	6325	7165	5480	5798	5779	5428	5788	6116	3382	2985	3201	3457	3566	3910

Appendix Table 26d. Percent distribution of enrollment and SUC program offerings vis-à-vis programs offered by other HEIs in the region, Region VIII

	Southern Leyte State University						University of Eastern Philippines						University of the Philippines Tacloban College					
	2005/06	2006/07	2007/08	2008/09	2009/10	2010/11	2005/06	2006/07	2007/08	2008/09	2009/10	2010/11	2005/06	2006/07	2007/08	2008/09	2009/10	2010/11
Programs offered																		
Programs unique to SUC	0.0	4.5	9.7	9.4	9.4	9.1	29.0	27.7	24.6	27.7	26.0	23.3	36.1	41.7	41.7	11.1	11.1	0.0
Programs offered by SUCs that are also offered by any other SUC or PHEIs	100.0	95.5	90.3	90.6	90.6	90.9	71.0	72.3	75.4	72.3	74.0	76.7	63.9	58.3	58.3	88.9	88.9	100.0
Programs common to SUC and PHEIs only	10.5	9.1	6.5	9.4	9.4	6.1	3.2	3.1	4.6	6.2	5.5	5.5	8.3	5.6	2.8	0.0	0.0	0.0
Programs common to SUC and other SUCs only	42.1	40.9	32.3	34.4	34.4	36.4	40.3	41.5	41.5	40.0	43.8	46.6	22.2	19.4	19.4	11.1	11.1	22.2
Programs common to SUC, other SUCs and PHEIs	47.4	45.5	51.6	46.9	46.9	48.5	27.4	27.7	29.2	26.2	24.7	24.7	33.3	33.3	36.1	77.8	77.8	77.8
Total number of programs	19	22	31	32	32	33	62	65	65	65	73	73	36	36	36	9	9	9
Enrollment																		
Programs unique to SUC	0.0	0.1	2.3	2.6	3.5	5.0	13.7	9.6	8.8	10.7	7.1	6.5	27.2	27.4	27.4	26.7	27.1	0.0
Programs offered by SUCs that are also offered by any other SUC or PHEIs	100.0	99.9	97.7	97.4	96.5	95.0	86.3	90.4	91.2	89.3	92.9	93.5	72.8	72.6	72.6	73.3	72.9	100.0
Programs common to SUC and PHEIs only	4.0	3.3	2.0	1.3	0.4	0.0	1.0	1.4	1.7	2.0	2.2	1.8	2.4	1.3	0.7	0.0	0.0	0.0
Programs common to SUC and other SUCs only	39.4	13.8	13.8	14.0	14.6	14.7	33.1	29.4	28.9	28.0	24.6	28.2	9.9	10.7	10.7	8.4	9.7	35.1
Programs common to SUC, other SUCs and PHEIs	56.6	82.8	81.9	82.2	81.4	80.3	52.2	59.6	60.7	59.3	66.1	63.4	60.6	60.6	61.2	65.0	63.2	64.9
Total Enrollment	3826	3744	4047	4625	4458	5231	7549	7985	7985	7985	9474	11476	4787	4787	4787	1125	1053	1135

Appendix Table 27a. Percent distribution of enrollment and SUC program offerings vis-à-vis programs offered by other HEIs in the region, Region IX

	Jose Rizal Memorial State University						Mindanao State University-Buug						Western Mindanao State University					
	2005/06	2006/07	2007/08	2008/09	2009/10	2010/11	2005/06	2006/07	2007/08	2008/09	2009/10	2010/11	2005/06	2006/07	2007/08	2008/09	2009/10	2010/11
Programs offered																		
Programs unique to SUC	20.0	21.7	23.5	20.5	13.2	13.0	0.0	0.0	0.0	0.0	0.0	0.0	36.2	36.8	40.5	34.3	34.7	32.9
Programs offered by SUCs that are also offered by any other SUC or PHEIs	80.0	78.3	76.5	79.5	86.8	87.0	100.0	100.0	100.0	100.0	100.0	100.0	63.8	63.2	59.5	65.7	65.3	67.1
Programs common to SUC and PHEIs only	13.3	13.0	11.8	9.1	15.1	13.0	0.0	0.0	0.0	0.0	0.0	0.0	15.9	17.6	13.5	17.1	17.3	14.5
Programs common to SUC and other SUCs only	20.0	21.7	19.6	20.5	18.9	20.4	40.0	40.0	40.0	40.0	40.0	40.0	18.8	17.6	16.2	15.7	14.7	18.4
Programs common to SUC, other SUCs and PHEIs	46.7	43.5	45.1	50.0	52.8	53.7	60.0	60.0	60.0	60.0	60.0	60.0	29.0	27.9	29.7	32.9	33.3	34.2
Total number of programs	45	46	51	44	53	54	5	5	5	5	5	5	69	68	74	70	75	76
Enrollment																		
Programs unique to SUC	3.3	2.2	1.5	1.9	2.1	2.0	0.0	0.0	0.0	0.0	0.0	0.0	12.3	15.3	13.5	13.0	9.2	9.2
Programs offered by SUCs that are also offered by any other SUC or PHEIs	96.7	97.8	98.5	98.1	97.9	98.0	100.0	100.0	100.0	100.0	100.0	100.0	87.7	84.7	86.5	87.0	90.8	90.8
Programs common to SUC and PHEIs only	6.4	9.2	11.3	3.9	5.3	3.5	0.0	0.0	0.0	0.0	0.0	0.0	16.1	12.5	10.0	12.6	9.4	7.9
Programs common to SUC and other SUCs only	2.8	8.0	7.6	6.5	6.1	5.5	31.6	31.6	31.6	31.6	31.6	31.6	11.9	10.8	12.9	8.3	6.3	7.2
Programs common to SUC, other SUCs and PHEIs	87.4	80.6	79.6	87.7	86.5	89.0	68.4	68.4	68.4	68.4	68.4	68.4	59.7	61.4	63.6	66.2	75.1	75.7
Total Enrollment	3704	5318	4881	4431	4717	5170	339	339	339	339	339	339	8292	8536	10198	13134	19651	21259

Appendix Table 27b. Percent distribution of enrollment and SUC program offerings vis-à-vis programs offered by other HEIs in the region, Region IX

	Basilan State College						Josefina H. Cerilles State College						Zamboanga City State Polytechnic College						Zamboanga State Coll of Marine Sci and Tech					
	2005/06	2006/07	2007/08	2008/09	2009/10	2010/11	2005/06	2006/07	2007/08	2008/09	2009/10	2010/11	2005/06	2006/07	2007/08	2008/09	2009/10	2010/11	2005/06	2006/07	2007/08	2008/09	2009/10	2010/11
Programs offered																								
Programs unique to SUC	15.0	15.0	15.0	10.0	7.1	7.1	0.0	0.0	0.0	0.0	8.7	8.3	46.2	53.8	46.2	57.1	50.0	47.4	46.7	38.5	43.8	23.1	37.5	35.3
Programs offered by SUCs that are also offered by any other SUC or PHEIs	85.0	85.0	85.0	90.0	92.9	92.9	100.0	100.0	100.0	100.0	91.3	91.7	53.8	46.2	53.8	42.9	50.0	52.6	53.3	61.5	56.3	76.9	62.5	64.7
Programs common to SUC and PHEIs only	0.0	0.0	0.0	0.0	0.0	0.0	0.0	0.0	0.0	6.7	0.0	0.0	0.0	0.0	7.7	7.1	11.1	10.5	6.7	0.0	6.3	0.0	0.0	0.0
Programs common to SUC and other SUCs only	20.0	20.0	20.0	25.0	21.4	21.4	23.1	25.0	33.3	26.7	21.7	25.0	30.8	30.8	30.8	21.4	16.7	15.8	20.0	23.1	18.8	23.1	18.8	23.5
Programs common to SUC, other SUCs and PHEIs	65.0	65.0	65.0	65.0	71.4	71.4	76.9	75.0	66.7	66.7	69.6	66.7	23.1	15.4	15.4	14.3	22.2	26.3	26.7	38.5	31.3	53.8	43.8	41.2
Total number of programs	20	20	20	20	14	14	13	12	12	15	23	24	13	13	13	14	18	19	15	13	16	13	16	17
Enrollment																								
Programs unique to SUC	0.5	0.5	0.5	0.0	0.0	0.0	0.0	0.0	0.0	0.0	0.4	0.4	14.2	15.2	14.2	46.2	44.6	34.7	8.0	5.3	4.4	4.6	4.2	2.5
Programs offered by SUCs that are also offered by any other SUC or PHEIs	99.5	99.5	99.5	100.0	100.0	100.0	100.0	100.0	100.0	100.0	99.6	99.6	85.8	84.8	85.8	53.8	55.4	65.3	92.0	94.7	95.6	95.4	95.8	97.5
Programs common to SUC and PHEIs only	0.0	0.0	0.0	0.0	0.0	0.0	0.0	0.0	0.0	9.5	0.0	0.0	0.0	0.0	0.9	7.7	10.5	8.4	19.1	0.0	0.0	0.0	0.0	0.0
Programs common to SUC and other SUCs only	7.6	7.6	7.6	8.1	9.2	10.3	6.4	9.2	7.2	3.4	6.1	6.5	7.4	51.8	51.8	21.7	23.8	16.5	23.8	20.2	16.6	16.6	15.2	16.6
Programs common to SUC, other SUCs and PHEIs	91.9	91.9	91.9	91.9	90.8	89.7	93.6	90.8	92.8	87.1	93.5	93.1	78.4	33.1	33.1	24.4	21.0	40.4	49.2	74.5	78.9	78.8	80.6	80.9
Total Enrollment	2008	2008	2008	2008	1808	2194	839	1681	2041	2109	3893	4814	1188	1188	1188	1872	2077	2355	1622	1845	2047	2314	2913	3216

Appendix Table 28a. Percent distribution of enrollment and SUC program offerings vis-à-vis programs offered by other HEIs in the region, Region X

	Bukidnon State University						Camiguin Polytechnic State College						Mindanao Polytechnic State College					
	2005/06	2006/07	2007/08	2008/09	2009/10	2010/11	2005/06	2006/07	2007/08	2008/09	2009/10	2010/11	2005/06	2006/07	2007/08	2008/09	2009/10	2010/11
Programs offered																		
Programs unique to SUC	15.0	4.3	7.7	11.5	7.1	7.1	18.8	6.7	6.7	5.9	9.1	9.1	46.5	46.8	48.5	40.0	36.7	37.8
Programs offered by SUCs that are also offered by any other SUC or PHEIs	85.0	95.7	92.3	88.5	92.9	92.9	81.3	93.3	93.3	94.1	90.9	90.9	53.5	53.2	51.5	60.0	63.3	62.2
Programs common to SUC and PHEIs only	30.0	21.7	26.9	19.2	21.4	21.4	6.3	6.7	6.7	11.8	13.6	13.6	2.3	2.1	0.0	4.4	4.1	4.4
Programs common to SUC and other SUCs only	0.0	8.7	7.7	7.7	7.1	7.1	6.3	13.3	13.3	11.8	9.1	9.1	11.6	14.9	18.2	13.3	16.3	17.8
Programs common to SUC, other SUCs and PHEIs	55.0	65.2	57.7	61.5	64.3	64.3	68.8	73.3	73.3	70.6	68.2	68.2	39.5	36.2	33.3	42.2	42.9	40.0
Total number of programs	20	23	26	26	28	28	16	15	15	17	22	22	43	47	33	45	49	45
Enrollment																		
Programs unique to SUC	6.0	0.3	4.7	3.7	0.0	0.1	3.5	1.3	1.3	0.3	0.9	0.4	26.2	25.0	28.2	27.9	24.8	25.2
Programs offered by SUCs that are also offered by any other SUC or PHEIs	94.0	99.7	95.3	96.3	100.0	99.9	96.5	98.7	98.7	99.7	99.1	99.6	73.8	75.0	71.8	72.1	75.2	74.8
Programs common to SUC and PHEIs only	40.4	40.5	19.2	5.3	21.9	24.4	11.8	11.8	11.8	15.0	4.6	12.6	2.8	2.9	0.0	2.5	3.0	3.0
Programs common to SUC and other SUCs only	0.0	1.2	1.5	1.4	1.9	2.0	2.3	4.5	4.5	2.6	4.0	3.5	19.7	19.9	13.2	10.6	8.5	7.1
Programs common to SUC, other SUCs and PHEIs	53.6	58.0	74.6	89.6	76.2	73.5	82.4	82.4	82.4	82.2	90.6	83.5	51.3	52.1	58.6	59.0	63.8	64.8
Total Enrollment	8868	8573	8843	9191	10907	9021	1386	1386	1386	1525	1644	2159	4838	5553	1278	7341	7416	7399

Appendix Table 28b. Percent distribution of enrollment and SUC program offerings vis-à-vis programs offered by other HEIs in the region, Region X

	Misamis Oriental State College of Agri and Tech						Northwestern Mindanao State College of Sci and Tech						Central Mindanao University						Mindanao State University					
	2005/06	2006/07	2007/08	2008/09	2009/10	2010/11	2005/06	2006/07	2007/08	2008/09	2009/10	2010/11	2005/06	2006/07	2007/08	2008/09	2009/10	2010/11	2005/06	2006/07	2007/08	2008/09	2009/10	2010/11
Programs offered																								
Programs unique to SUC	30.8	38.5	38.9	36.8	31.6	26.3	0.0	0.0	0.0	0.0	0.0	0.0	45.2	42.9	43.5	40.7	41.3	40.6	43.2	37.7	39.2	37.8	44.0	44.2
Programs offered by SUCs that are also offered by any other SUC or PHEIs	69.2	61.5	61.1	63.2	68.4	73.7	100.0	100.0	100.0	100.0	100.0	100.0	54.8	57.1	56.5	59.3	58.7	59.4	56.8	62.3	60.8	62.2	56.0	55.8
Programs common to SUC and PHEIs only	0.0	0.0	5.6	5.3	10.5	10.5	0.0	0.0	0.0	0.0	0.0	0.0	11.3	10.7	12.9	11.1	12.7	12.5	9.5	10.1	12.2	10.8	8.3	9.3
Programs common to SUC and other SUCs only	7.7	0.0	0.0	5.3	5.3	10.5	20.0	16.7	16.7	16.7	16.7	16.7	6.5	5.4	3.2	3.7	7.9	9.4	9.5	8.7	6.8	6.8	9.5	9.3
Programs common to SUC, other SUCs and PHEIs	61.5	61.5	55.6	52.6	52.6	52.6	80.0	83.3	83.3	83.3	83.3	83.3	37.1	41.1	40.3	44.4	38.1	37.5	37.8	43.5	41.9	44.6	38.1	37.2
Total number of programs	13	13	18	19	19	19	5	6	6	6	6	6	62	56	62	54	63	64	74	69	74	74	84	86
Enrollment																								
Programs unique to SUC	31.3	32.2	23.2	19.4	13.1	10.1	0.0	0.0	0.0	0.0	0.0	0.0	11.5	7.6	6.1	7.6	4.8	4.7	10.7	8.7	9.7	10.2	15.1	11.4
Programs offered by SUCs that are also offered by any other SUC or PHEIs	68.7	67.8	76.8	80.6	86.9	89.9	100.0	100.0	100.0	100.0	100.0	100.0	88.5	92.4	93.9	92.4	95.2	95.3	89.3	91.3	90.3	89.8	84.9	88.6
Programs common to SUC and PHEIs only	0.0	0.0	1.4	1.3	4.7	6.3	0.0	0.0	0.0	0.0	0.0	0.0	19.7	21.6	22.8	18.8	23.8	22.4	7.8	4.5	13.0	11.1	6.6	7.8
Programs common to SUC and other SUCs only	0.8	0.0	0.0	0.3	0.0	2.8	52.2	48.0	48.0	43.3	22.0	39.5	0.2	3.0	0.4	0.4	6.9	7.8	6.4	10.4	5.0	4.8	7.5	4.7
Programs common to SUC, other SUCs and PHEIs	67.8	67.8	75.4	78.9	82.2	80.9	47.8	52.0	52.0	56.7	78.0	60.5	68.6	67.8	70.7	73.2	64.6	65.1	75.1	76.4	72.3	73.9	70.9	76.1
Total Enrollment	706	706	785	890	960	1134	895	1048	1048	1335	824	1777	4825	5384	5494	5382	7625	8394	8135	8662	8836	9131	9709	11089

Appendix Table 29. Percent distribution of enrollment and SUC program offerings vis-à-vis programs offered by other HEIs in the region, Region XI

	Davao del Norte State College						Davao Oriental State College of Sci and Tech						Lutern Phils Agri, Bus, Marine and Aquatic School of Te					
	2005/06	2006/07	2007/08	2008/09	2009/10	2010/11	2005/06	2006/07	2007/08	2008/09	2009/10	2010/11	2005/06	2006/07	2007/08	2008/09	2009/10	2010/11
Programs offered																		
Programs unique to SUC	26.7	26.7	26.7	20.0	25.0	25.0	13.3	13.3	14.3	14.3	10.5	10.0	16.7	16.7	8.3	15.4	9.1	16.7
Programs offered by SUCs that are also offered by any other SUC or PHEIs	73.3	73.3	73.3	80.0	75.0	75.0	86.7	86.7	85.7	85.7	89.5	90.0	83.3	83.3	91.7	84.6	90.9	83.3
Programs common to SUC and PHEIs only	6.7	6.7	6.7	6.7	12.5	12.5	13.3	13.3	14.3	14.3	15.8	20.0	0.0	0.0	8.3	7.7	9.1	8.3
Programs common to SUC and other SUCs only	26.7	26.7	26.7	26.7	25.0	25.0	20.0	20.0	21.4	21.4	21.1	20.0	33.3	41.7	33.3	30.8	45.5	41.7
Programs common to SUC, other SUCs and PHEIs	40.0	40.0	40.0	46.7	37.5	37.5	53.3	53.3	50.0	50.0	52.6	50.0	50.0	41.7	50.0	46.2	36.4	33.3
Total number of programs	15	15	15	15	16	16	15	15	14	14	19	20	12	12	12	13	11	12
Enrollment																		
Programs unique to SUC	4.0	4.0	4.0	1.2	1.3	4.1	3.1	3.1	4.0	4.0	6.0	5.1	4.1	4.1	0.2	1.7	0.3	1.2
Programs offered by SUCs that are also offered by any other SUC or PHEIs	96.0	96.0	96.0	98.8	98.7	95.9	96.9	96.9	96.0	96.0	94.0	94.9	95.9	95.9	99.8	98.3	99.7	98.8
Programs common to SUC and PHEIs only	1.8	1.8	1.8	5.5	19.3	12.7	15.5	15.5	13.4	13.4	13.4	18.3	0.0	0.0	4.0	0.3	1.2	3.6
Programs common to SUC and other SUCs only	13.6	13.6	13.6	7.0	5.0	8.8	18.5	18.5	15.8	15.8	16.5	12.7	52.7	52.9	52.7	49.0	43.1	42.9
Programs common to SUC, other SUCs and PHEIs	80.6	80.6	80.6	86.3	74.4	74.4	62.9	62.9	66.8	66.8	64.0	63.9	43.2	42.9	43.2	49.0	55.5	52.3
Total Enrollment	501	501	501	329	383	613	1849	1849	2161	2161	3147	4076	1207	1207	1207	1209	1033	1886

Appendix Table 29b. Percent distribution of enrollment and SUC program offerings vis-à-vis programs offered by other HEIs in the region, Region XI

	University of Southeastern Philippines						University of the Philippines- Mindanao					
	2005/06	2006/07	2007/08	2008/09	2009/10	2010/11	2005/06	2006/07	2007/08	2008/09	2009/10	2010/11
Programs offered												
Programs unique to SUC	40.4	44.2	40.4	38.7	37.3	39.7	41.2	40.0	33.3	35.3	33.3	18.2
Programs offered by SUCs that are also offered by any other SUC or PHEIs	59.6	55.8	59.6	61.3	62.7	60.3	58.8	60.0	66.7	64.7	66.7	81.8
Programs common to SUC and PHEIs only	25.0	21.2	25.0	30.6	32.8	32.4	23.5	20.0	26.7	23.5	25.0	27.3
Programs common to SUC and other SUCs only	9.6	11.5	9.6	9.7	10.4	10.3	5.9	6.7	6.7	11.8	16.7	18.2
Programs common to SUC, other SUCs and PHEIs	25.0	23.1	25.0	21.0	19.4	17.6	29.4	33.3	33.3	29.4	25.0	36.4
Total number of programs	52	52	52	62	67	68	17	15	15	17	12	11
Enrollment												
Programs unique to SUC	13.3	16.8	13.3	10.2	12.5	10.8	19.6	19.7	18.2	8.8	12.9	7.9
Programs offered by SUCs that are also offered by any other SUC or PHEIs	86.7	83.2	86.7	89.8	87.5	89.2	80.4	80.3	81.8	91.2	87.1	92.1
Programs common to SUC and PHEIs only	27.5	24.0	27.5	27.0	28.5	32.0	33.1	30.4	31.9	33.3	21.0	35.6
Programs common to SUC and other SUCs only	11.1	11.6	11.1	10.5	16.1	12.1	3.0	5.4	5.4	13.9	28.9	13.4
Programs common to SUC, other SUCs and PHEIs	48.1	47.6	48.1	52.3	43.0	45.1	44.3	44.5	44.5	44.0	37.2	43.1
Total Enrollment	9862	9862	9862	11241	13478	13713	899	966	966	932	998	1000

Appendix Table 30a. Percent distribution of enrollment and SUC program offerings vis-à-vis programs offered by other HEIs in the region, Region XII

	Cotabato City State Polytechnic College						Cotabato Foundation College of Sci and Tech						Sultan Kudarat State University					
	2005/06	2006/07	2007/08	2008/09	2009/10	2010/11	2005/06	2006/07	2007/08	2008/09	2009/10	2010/11	2005/06	2006/07	2007/08	2008/09	2009/10	2010/11
Programs offered																		
Programs unique to SUC	20.8	11.1	12.0	9.1	4.5	4.5	12.5	25.0	25.0	25.0	16.7	16.7	20.8	20.8	22.7	25.0	26.1	34.5
Programs offered by SUCs that are also offered by any other SUC or PHEIs	79.2	88.9	88.0	90.9	95.5	95.5	87.5	75.0	75.0	75.0	83.3	83.3	79.2	79.2	77.3	75.0	73.9	65.5
Programs common to SUC and PHEIs only	16.7	22.2	24.0	18.2	18.2	18.2	0.0	0.0	0.0	0.0	0.0	0.0	16.7	16.7	18.2	16.7	17.4	13.8
Programs common to SUC and other SUCs only	16.7	27.8	16.0	18.2	18.2	18.2	25.0	25.0	12.5	12.5	8.3	8.3	16.7	25.0	22.7	16.7	8.7	6.9
Programs common to SUC, other SUCs and PHEIs	45.8	38.9	48.0	54.5	59.1	59.1	62.5	50.0	62.5	62.5	75.0	75.0	45.8	37.5	36.4	41.7	47.8	44.8
Total number of programs	24	18	25	22	22	22	8	8	8	8	12	12	24	24	22	24	23	29
Enrollment																		
Programs unique to SUC	2.7	0.7	1.8	2.0	0.0	0.0	0.7	5.7	5.7	5.7	5.5	5.5	1.9	1.9	2.6	5.9	10.0	14.7
Programs offered by SUCs that are also offered by any other SUC or PHEIs	97.3	99.3	98.2	98.0	100.0	100.0	99.3	94.3	94.3	94.3	94.5	94.5	98.1	98.1	97.4	94.1	90.0	85.3
Programs common to SUC and PHEIs only	39.8	50.2	24.4	22.5	17.7	17.7	0.0	0.0	0.0	0.0	0.0	0.0	37.9	37.9	40.0	18.0	17.7	21.0
Programs common to SUC and other SUCs only	16.8	26.9	12.5	10.6	10.6	10.6	8.6	65.6	3.5	3.5	3.2	3.2	27.5	27.7	41.3	20.4	2.4	1.9
Programs common to SUC, other SUCs and PHEIs	40.7	22.2	61.2	64.9	71.7	71.7	90.7	28.7	90.7	90.7	91.3	91.3	32.7	32.5	16.2	55.7	69.9	62.4
Total Enrollment	2598	3012	2719	2490	2490	2490	767	767	767	767	1543	1543	3996	3996	1944	934	3794	5181

Appendix Table 30b. Percent distribution of enrollment and SUC program offerings vis-à-vis programs offered by other HEIs in the region, Region XII

	University of Southern Mindanao						Mindanao State University- General Santos					
	2005/06	2006/07	2007/08	2008/09	2009/10	2010/11	2005/06	2006/07	2007/08	2008/09	2009/10	2010/11
Programs offered												
Programs unique to SUC	47.5	56.1	49.1	46.8	50.0	51.9	25.7	28.6	31.4	30.6	22.2	25.0
Programs offered by SUCs that are also offered by any other SUC or PHEIs	52.5	43.9	50.9	53.2	50.0	48.1	74.3	71.4	68.6	69.4	77.8	75.0
Programs common to SUC and PHEIs only	13.6	8.8	14.0	11.3	14.9	13.0	25.7	25.7	22.9	13.9	16.7	11.1
Programs common to SUC and other SUCs only	11.9	12.3	10.5	12.9	9.5	9.1	14.3	14.3	11.4	13.9	19.4	19.4
Programs common to SUC, other SUCs and PHEIs	27.1	22.8	26.3	29.0	25.7	26.0	34.3	31.4	34.3	41.7	41.7	44.4
Total number of programs	59	57	57	62	74	77	35	35	35	36	36	36
Enrollment												
Programs unique to SUC	23.4	20.5	19.3	19.4	18.1	19.6	4.7	8.1	8.7	9.7	2.1	4.5
Programs offered by SUCs that are also offered by any other SUC or PHEIs	76.6	79.5	80.7	80.6	81.9	80.4	95.3	91.9	91.3	90.3	97.9	95.5
Programs common to SUC and PHEIs only	13.3	14.2	14.2	14.5	15.0	9.6	35.7	33.0	25.6	14.4	16.8	10.8
Programs common to SUC and other SUCs only	12.6	18.8	7.9	7.0	8.0	8.3	11.1	12.4	7.8	6.6	11.7	11.7
Programs common to SUC, other SUCs and PHEIs	50.7	46.5	58.6	59.1	58.9	62.5	48.4	46.6	58.0	69.4	69.4	73.0
Total Enrollment	5683	9008	9008	10379	11062	12061	4930	4930	4930	5550	5550	5550

Appendix Table 31a. Percent distribution of enrollment and SUC program offerings vis-à-vis programs offered by other HEIs in the region, NCR

	Polytechnic University of the Philippines						Technological University of the Philippines						University of the Philippines					
	2005/06	2006/07	2007/08	2008/09	2009/10	2010/11	2005/06	2006/07	2007/08	2008/09	2009/10	2010/11	2005/06	2006/07	2007/08	2008/09	2009/10	2010/11
Programs offered																		
Programs unique to SUC	16.2	16.2	15.8	15.5	15.1	14.5	27.3	27.3	24.2	18.9	18.4	18.4	41.0	38.4	41.7	43.4	41.3	40.3
Programs offered by SUCs that are also offered by any other SUC or PHEIs	83.8	83.8	84.2	84.5	84.9	85.5	72.7	72.7	75.8	81.1	81.6	81.6	59.0	61.6	58.3	56.6	58.7	59.7
Programs common to SUC and PHEIs only	10.8	12.2	13.2	11.3	9.6	10.5	18.2	15.2	18.2	21.6	21.1	21.1	29.9	32.6	30.7	32.4	32.8	33.1
Programs common to SUC and other SUCs only	4.1	5.4	5.3	4.2	5.5	3.9	3.0	6.1	6.1	5.4	5.3	5.3	2.0	1.8	2.4	0.8	1.6	1.2
Programs common to SUC, other SUCs and PHEIs	68.9	66.2	65.8	69.0	69.9	71.1	51.5	51.5	51.5	54.1	55.3	55.3	27.0	27.2	25.2	23.4	24.3	25.4
Total number of programs	74	74	76	71	73	76	33	33	33	37	38	38	244	224	254	256	247	248
Enrollment																		
Programs unique to SUC	9.2	9.9	10.1	8.2	8.2	7.4	11.3	12.2	9.8	6.0	5.9	4.9	18.3	15.4	14.4	16.1	15.7	14.9
Programs offered by SUCs that are also offered by any other SUC or PHEIs	90.8	90.1	89.9	91.8	91.8	92.6	88.7	87.8	90.2	94.0	94.1	95.1	81.7	84.6	85.6	83.9	84.3	85.1
Programs common to SUC and PHEIs only	9.2	10.7	10.2	9.1	10.3	7.6	7.3	4.3	18.0	18.1	18.6	26.8	22.1	26.9	24.1	27.0	27.8	27.7
Programs common to SUC and other SUCs only	1.7	1.8	2.2	2.1	2.6	3.3	0.9	3.0	4.6	3.4	4.3	4.1	0.4	1.3	0.7	0.7	0.8	0.7
Programs common to SUC, other SUCs and PHEIs	79.8	77.6	77.5	80.6	78.9	81.7	80.4	80.4	67.6	72.5	71.2	64.2	59.2	56.3	60.8	56.2	55.7	56.8
Total Enrollment	36031	36499	38055	40340	37666	47152	7161	7161	7161	7383	9001	9005	28224	29262	30034	28717	26187	27923

Appendix Table 31b. Percent distribution of enrollment and SUC program offerings vis-à-vis programs offered by other HEIs in the region, NCR

	Philippine Normal University						Rizal Technological University						Eulogio "Amang" Rodriguez Institute of Sci and Tech					
	2005/06	2006/07	2007/08	2008/09	2009/10	2010/11	2005/06	2006/07	2007/08	2008/09	2009/10	2010/11	2005/06	2006/07	2007/08	2008/09	2009/10	2010/11
Programs offered																		
Programs unique to SUC	45.6	45.1	41.2	34.5	45.8	44.9	14.3	14.7	14.7	14.3	16.2	14.6	6.3	6.3	3.0	2.9	2.7	2.7
Programs offered by SUCs that are also offered by any other SUC or PHEIs	54.4	54.9	58.8	65.5	54.2	55.1	85.7	85.3	85.3	85.7	83.8	85.4	93.8	93.8	97.0	97.1	97.3	97.3
Programs common to SUC and PHEIs only	15.8	23.5	21.6	20.7	25.0	18.4	5.7	8.8	5.9	2.9	2.7	4.9	3.1	3.1	6.1	5.9	8.1	5.4
Programs common to SUC and other SUCs only	7.0	3.9	7.8	0.0	6.3	6.1	5.7	5.9	5.9	5.7	5.4	2.4	6.3	6.3	9.1	8.8	8.1	8.1
Programs common to SUC, other SUCs and PHEIs	31.6	27.5	29.4	44.8	22.9	30.6	74.3	70.6	73.5	77.1	75.7	78.0	84.4	84.4	81.8	82.4	81.1	83.8
Total number of programs	57	51	51	29	48	49	35	34	34	35	37	41	32	32	33	34	37	37
Enrollment																		
Programs unique to SUC	10.7	13.0	12.1	10.0	9.7	9.2	3.0	2.5	2.5	2.9	4.0	3.3	1.5	0.4	0.1	0.1	0.0	0.0
Programs offered by SUCs that are also offered by any other SUC or PHEIs	89.3	87.0	87.9	90.0	90.3	90.8	97.0	97.5	97.5	97.1	96.0	96.7	98.5	99.6	99.9	99.9	100.0	100.0
Programs common to SUC and PHEIs only	13.4	14.0	14.0	9.7	29.7	10.0	0.6	1.3	1.1	0.2	0.1	0.2	5.7	5.4	8.1	8.1	9.0	5.1
Programs common to SUC and other SUCs only	14.0	0.4	1.4	0.0	0.1	0.2	1.3	0.7	0.7	0.2	0.1	0.1	14.1	15.2	14.3	14.2	18.1	15.9
Programs common to SUC, other SUCs and PHEIs	61.9	72.5	72.6	80.3	60.5	80.6	95.1	95.6	95.7	96.7	95.7	96.3	78.6	79.0	77.5	77.6	72.8	78.9
Total Enrollment	8665	8457	8457	7499	8148	8430	13013	13865	13865	13161	13533	16138	9883	10863	9721	9774	10146	10587

Appendix Table 31c. Percent distribution of enrollment and SUC program offerings vis-à-vis programs offered by other HEIs in the region, NCR

	Marikina Polytechnic College						Philippine State College of Aeronautics					
	2005/06	2006/07	2007/08	2008/09	2009/10	2010/11	2005/06	2006/07	2007/08	2008/09	2009/10	2010/11
Programs offered												
Programs unique to SUC	0.0	25.0	0.0	25.0	16.7	16.7	0.0	0.0	7.7	7.7	6.3	6.3
Programs offered by SUCs that are also offered by any other SUC or PHEIs	100.0	75.0	100.0	75.0	83.3	83.3	100.0	100.0	92.3	92.3	93.8	93.8
Programs common to SUC and PHEIs only	0.0	0.0	0.0	0.0	0.0	0.0	50.0	40.0	38.5	38.5	37.5	37.5
Programs common to SUC and other SUCs only	0.0	25.0	50.0	50.0	33.3	33.3	0.0	0.0	0.0	0.0	0.0	0.0
Programs common to SUC, other SUCs and PHEIs	100.0	50.0	50.0	25.0	50.0	50.0	50.0	60.0	53.8	53.8	56.3	56.3
Total number of programs	3	4	4	4	6	6	8	10	13	13	16	16
Enrollment												
Programs unique to SUC	0.0	0.9	0.0	0.1	0.2	0.2	0.0	0.0	0.0	0.5	0.5	0.3
Programs offered by SUCs that are also offered by any other SUC or PHEIs	100.0	99.1	100.0	99.9	99.8	99.8	100.0	100.0	100.0	99.5	99.5	99.7
Programs common to SUC and PHEIs only	0.0	0.0	0.0	0.0	0.0	0.0	40.1	49.4	55.8	59.8	71.8	72.8
Programs common to SUC and other SUCs only	0.0	85.9	91.4	88.0	82.6	85.8	0.0	0.0	0.0	0.0	0.0	0.0
Programs common to SUC, other SUCs and PHEIs	100.0	13.2	8.6	12.0	17.1	14.1	59.9	50.6	44.2	39.7	27.7	26.8
Total Enrollment	50	220	1026	1229	1804	2320	915	975	954	1138	1320	1203

Appendix Table 32a. Percent distribution of enrollment and SUC program offerings vis-à-vis programs offered by other HEIs in the region, CAR

	Abra State Institute of Science and Technology						Apayao State College						Ifugao State University					
	2005/06	2006/07	2007/08	2008/09	2009/10	2010/11	2005/06	2006/07	2007/08	2008/09	2009/10	2010/11	2005/06	2006/07	2007/08	2008/09	2009/10	2010/11
Programs offered																		
Programs unique to SUC	9.1	5.0	5.3	5.3	0.0	0.0	0.0	0.0	0.0	0.0	0.0	0.0	4.8	5.0	4.0	16.1	3.7	3.7
Programs offered by SUCs that are also offered by any other SUC or PHEIs	90.9	95.0	94.7	94.7	100.0	100.0	100.0	100.0	100.0	100.0	100.0	100.0	95.2	95.0	96.0	83.9	96.3	96.3
Programs common to SUC and PHEIs only	9.1	5.0	0.0	10.5	10.5	9.1	10.0	9.1	18.2	18.2	7.7	7.7	4.8	0.0	4.0	6.5	11.1	7.4
Programs common to SUC and other SUCs only	36.4	35.0	42.1	31.6	31.6	40.9	20.0	18.2	18.2	18.2	15.4	15.4	33.3	35.0	36.0	25.8	33.3	33.3
Programs common to SUC, other SUCs and PHEIs	45.5	55.0	52.6	52.6	57.9	50.0	70.0	72.7	63.6	63.6	76.9	76.9	57.1	60.0	56.0	51.6	51.9	55.6
Total number of programs	22	20	19	19	19	22	10	11	11	11	13	13	21	20	25	31	27	27
Enrollment																		
Programs unique to SUC	2.6	1.1	0.3	0.5	0.0	0.0	0.0	0.0	0.0	0.0	0.0	0.0	0.5	0.2	0.2	4.8	0.0	0.0
Programs offered by SUCs that are also offered by any other SUC or PHEIs	97.4	98.9	99.7	99.5	100.0	100.0	100.0	100.0	100.0	100.0	100.0	100.0	99.5	99.8	99.8	95.2	100.0	100.0
Programs common to SUC and PHEIs only	3.3	3.2	0.0	1.4	0.7	1.2	2.0	0.2	0.9	0.4	0.6	0.3	0.8	0.0	1.6	0.9	6.1	3.3
Programs common to SUC and other SUCs only	9.8	10.8	17.8	10.7	10.7	11.6	17.1	15.4	15.5	34.3	17.4	18.5	25.4	24.4	17.5	21.2	16.1	13.7
Programs common to SUC, other SUCs and PHEIs	84.3	84.9	81.9	87.3	88.6	87.2	80.9	84.4	83.6	65.3	82.1	81.3	73.3	75.4	80.7	73.0	77.7	83.1
Total Enrollment	1527	1577	1738	1304	1304	1847	1987	2266	2134	694	1053	1104	2696	2740	2264	5865	4166	3772

Appendix Table 32b. Percent distribution of enrollment and SUC program offerings vis-à-vis programs offered by other HEIs in the region, CAR

	Kalinga Apayao State College						Mountain Province State Polytechnic College						Benguet State University						University of the Philippines					
	2005/06	2006/07	2007/08	2008/09	2009/10	2010/11	2005/06	2006/07	2007/08	2008/09	2009/10	2010/11	2005/06	2006/07	2007/08	2008/09	2009/10	2010/11	2005/06	2006/07	2007/08	2008/09	2009/10	2010/11
Programs offered																								
Programs unique to SUC	12.5	9.5	6.9	0.0	0.0	7.1	8.3	17.9	13.3	3.7	7.1	6.9	52.5	53.2	50.0	47.5	56.1	53.0	55.6	50.0	50.0	56.3	50.0	46.2
Programs offered by SUCs that are also offered by any other SUC or PHEIs	87.5	90.5	93.1	100.0	100.0	92.9	91.7	82.1	86.7	96.3	92.9	93.1	47.5	46.8	50.0	52.5	43.9	47.0	44.4	50.0	50.0	43.8	50.0	53.8
Programs common to SUC and PHEIs only	20.8	14.3	17.2	16.7	11.8	14.3	16.7	17.9	13.3	18.5	25.0	20.7	8.2	6.5	9.1	11.9	10.6	10.6	22.2	21.4	21.4	18.8	8.3	15.4
Programs common to SUC and other SUCs only	29.2	23.8	20.7	25.0	29.4	21.4	20.8	10.7	16.7	18.5	17.9	17.2	19.7	16.1	19.7	16.9	13.6	16.7	5.6	7.1	7.1	0.0	8.3	7.7
Programs common to SUC, other SUCs and PHEIs	37.5	52.4	55.2	58.3	58.8	57.1	54.2	53.6	56.7	59.3	50.0	55.2	19.7	24.2	21.2	23.7	19.7	19.7	16.7	21.4	21.4	25.0	33.3	30.8
Total number of programs	24	21	29	24	17	28	24	28	30	27	28	29	61	62	66	59	66	66	18	14	14	16	12	13
Enrollment																								
Programs unique to SUC	0.5	0.2	12.7	0.0	0.0	1.1	2.9	4.9	3.5	3.8	0.0	0.0	18.9	22.4	14.8	19.8	22.3	18.2	38.5	38.8	36.8	38.7	43.0	42.0
Programs offered by SUCs that are also offered by any other SUC or PHEIs	99.5	99.8	87.3	100.0	100.0	98.9	97.1	95.1	96.5	96.2	100.0	100.0	81.1	77.6	85.2	80.2	77.7	81.8	61.5	61.2	63.2	61.3	57.0	58.0
Programs common to SUC and PHEIs only	8.6	20.8	4.7	13.5	12.2	17.9	12.9	11.5	11.0	16.2	14.4	12.0	2.7	2.6	3.2	4.9	2.3	2.3	27.5	28.0	28.9	27.1	21.1	20.6
Programs common to SUC and other SUCs only	34.1	24.2	21.6	15.9	23.2	16.5	0.9	0.4	0.8	0.9	3.8	2.1	31.9	28.6	27.8	23.8	25.9	30.0	1.1	1.0	0.7	0.0	0.7	1.0
Programs common to SUC, other SUCs and PHEIs	56.8	54.8	60.9	70.5	64.5	64.5	83.3	83.1	84.8	79.0	81.8	85.9	46.5	46.4	54.2	51.5	49.6	49.6	32.9	32.1	33.7	34.3	35.2	36.4
Total Enrollment	2871	2920	3222	3096	2304	3276	3910	4799	5307	4348	4845	5003	7334	8469	7104	6775	6885	6885	2213	2325	2263	2321	2326	2416

Appendix Table 33. Percent distribution of enrollment and SUC program offerings vis-à-vis programs offered by other HEIs in the region, ARMM

	Mindanao State University						Adiong Memorial Polytechnic State College						Sulu State College						Tawi-Tawi Regional Agricultural College						
	2005/06	2006/07	2007/08	2008/09	2009/10	2010/11	2005/06	2006/07	2007/08	2008/09	2009/10	2010/11	2005/06	2006/07	2007/08	2008/09	2009/10	2010/11	2005/06	2006/07	2007/08	2008/09	2009/10	2010/11	
Programs offered																									
Programs unique to SUC	67.6	68.5	67.6	66.2	64.9	63.5	0.0	0.0	0.0	0.0	0.0	0.0	11.8	11.8	11.8	11.8	11.8	17.6	40.0	40.0	40.0	40.0	40.0	40.0	
Programs offered by SUCs that are also offered by any other SUC or PHEIs	32.4	31.5	32.4	33.8	35.1	36.5	100.0	100.0	100.0	100.0	100.0	100.0	88.2	88.2	88.2	88.2	88.2	82.4	60.0	60.0	60.0	60.0	60.0	60.0	
Programs common to SUC and PHEIs only	12.2	12.3	12.2	13.5	13.5	14.9	0.0	0.0	0.0	0.0	0.0	0.0	23.5	23.5	23.5	23.5	23.5	17.6	0.0	0.0	0.0	0.0	0.0	0.0	
Programs common to SUC and other SUCs only	5.4	5.5	5.4	5.4	6.8	5.4	50.0	50.0	50.0	50.0	42.9	28.6	5.9	5.9	5.9	5.9	5.9	0.0	40.0	40.0	40.0	40.0	40.0	30.0	
Programs common to SUC, other SUCs and PHEIs	14.9	13.7	14.9	14.9	14.9	16.2	50.0	50.0	50.0	50.0	57.1	71.4	58.8	58.8	58.8	58.8	58.8	64.7	20.0	20.0	20.0	20.0	20.0	30.0	
Total number of programs	74	73	74	74	74	74	4	4	4	4	7	7	17	17	17	17	17	17	10	10	10	10	10	10	
Enrollment																									
Programs unique to SUC	46.3	46.7	46.4	45.0	44.3	42.2	0.0	0.0	0.0	0.0	0.0	0.0	0.9	0.9	0.9	0.9	0.9	18.9	10.9	10.9	10.9	10.9	10.9	10.9	
Programs offered by SUCs that are also offered by any other SUC or PHEIs	53.7	53.3	53.6	55.0	55.7	57.8	100.0	100.0	100.0	100.0	100.0	100.0	99.1	99.1	99.1	99.1	99.1	81.1	89.1	89.1	89.1	89.1	89.1	89.1	
Programs common to SUC and PHEIs only	10.1	10.4	10.6	10.0	10.5	12.7	0.0	0.0	0.0	0.0	0.0	0.0	22.8	22.8	22.8	22.8	22.8	4.8	0.0	0.0	0.0	0.0	0.0	0.0	
Programs common to SUC and other SUCs only	19.0	19.0	18.8	18.3	21.3	17.9	53.5	53.5	53.5	62.2	45.3	21.7	3.8	3.8	3.8	3.8	3.8	0.0	72.8	72.8	72.8	72.8	72.8	39.5	
Programs common to SUC, other SUCs and PHEIs	24.7	23.9	24.1	26.7	23.8	27.2	46.5	46.5	46.5	37.8	54.7	78.3	72.5	72.5	72.5	72.5	72.5	76.3	16.3	16.3	16.3	16.3	16.3	49.6	
Total Enrollment	19617	19548	19737	20350	19628	19628	1084	1084	1084	1244	369	369	3260	3260	3260	3260	3260	3260	1825	1825	1825	1825	1825	1825	

Appendix Table 34a. Percent distribution of enrollment and SUC program offerings vis-à-vis programs offered by other HEIs in the region, CARAGA

	Agusan del Sur State College of Agri and Tech						Caraga State University						Surigao del Sur Polytechnic University					
	2005/06	2006/07	2007/08	2008/09	2009/10	2010/11	2005/06	2006/07	2007/08	2008/09	2009/10	2010/11	2005/06	2006/07	2007/08	2008/09	2009/10	2010/11
Programs offered																		
Programs unique to SUC	0.0	0.0	0.0	0.0	10.0	10.0	33.3	32.1	32.1	35.1	43.5	38.3	17.2	19.2	15.4	11.1	11.8	15.6
Programs offered by SUCs that are also offered by any other SUC or PHEIs	100.0	100.0	100.0	100.0	90.0	90.0	66.7	67.9	67.9	64.9	56.5	61.7	82.8	80.8	84.6	88.9	88.2	84.4
Programs common to SUC and PHEIs only	0.0	0.0	0.0	0.0	0.0	0.0	13.3	10.7	10.7	8.1	8.7	10.6	27.6	26.9	30.8	25.9	23.5	25.0
Programs common to SUC and other SUCs only	55.6	55.6	55.6	55.6	50.0	50.0	26.7	28.6	28.6	27.0	19.6	25.5	27.6	23.1	23.1	22.2	20.6	25.0
Programs common to SUC, other SUCs and PHEIs	44.4	44.4	44.4	44.4	40.0	40.0	26.7	28.6	28.6	29.7	28.3	25.5	27.6	30.8	30.8	40.7	44.1	34.4
Total number of programs	9	9	9	9	10	10	30	28	28	37	46	47	29	26	26	27	34	32
Enrollment																		
Programs unique to SUC	0.0	0.0	0.0	0.0	2.4	2.4	15.2	15.7	15.7	20.6	18.5	17.5	8.9	6.2	5.4	1.6	0.1	1.2
Programs offered by SUCs that are also offered by any other SUC or PHEIs	100.0	100.0	100.0	100.0	97.6	97.6	84.8	84.3	84.3	79.4	81.5	82.5	91.1	93.8	94.6	98.4	99.9	98.8
Programs common to SUC and PHEIs only	0.0	0.0	0.0	0.0	0.0	0.0	4.6	6.5	6.5	8.2	8.3	9.7	42.1	41.3	42.1	43.9	36.9	39.7
Programs common to SUC and other SUCs only	46.9	49.1	49.1	49.1	41.3	41.3	41.4	34.3	34.3	25.3	23.9	26.4	25.2	25.6	25.6	24.7	21.5	17.8
Programs common to SUC, other SUCs and PHEIs	53.1	50.9	50.9	50.9	56.3	56.3	38.8	43.4	43.4	45.9	49.3	46.4	23.7	26.9	26.9	29.8	41.6	41.3
Total Enrollment	2258	1148	1148	1148	1833	1833	3518	3049	3049	4251	5071	6059	4337	4622	4622	4692	5693	6540

Appendix Table 34b. Percent distribution of enrollment and SUC program offerings vis-à-vis programs offered by other HEIs in the region, CARAGA

	Surigao State College of Technology						Philippine Normal University- Agusan					
	2005/06	2006/07	2007/08	2008/09	2009/10	2010/11	2005/06	2006/07	2007/08	2008/09	2009/10	2010/11
Programs offered												
Programs unique to SUC	20.0	15.4	15.4	11.8	16.7	13.6	25.0	25.0	25.0	44.4	22.2	18.2
Programs offered by SUCs that are also offered by any other SUC or PHEIs	80.0	84.6	84.6	88.2	83.3	86.4	75.0	75.0	75.0	55.6	77.8	81.8
Programs common to SUC and PHEIs only	0.0	7.7	7.7	5.9	5.6	9.1	0.0	0.0	0.0	22.2	33.3	27.3
Programs common to SUC and other SUCs only	30.0	23.1	23.1	23.5	16.7	22.7	0.0	0.0	0.0	11.1	22.2	18.2
Programs common to SUC, other SUCs and PHEIs	50.0	53.8	53.8	58.8	61.1	54.5	75.0	75.0	75.0	22.2	22.2	36.4
Total number of programs	10	13	13	17	18	22	4	4	4	9	9	11
Enrollment												
Programs unique to SUC	0.1	0.6	0.6	0.5	3.7	3.4	0.7	0.1	0.1	2.4	1.4	1.4
Programs offered by SUCs that are also offered by any other SUC or PHEIs	99.9	99.4	99.4	99.5	96.3	96.6	99.3	99.9	99.9	97.6	98.6	98.6
Programs common to SUC and PHEIs only	0.0	1.7	1.7	1.6	2.8	0.9	0.0	0.0	0.0	2.7	1.9	2.2
Programs common to SUC and other SUCs only	42.3	36.0	36.0	33.7	28.3	27.4	0.0	0.0	0.0	1.0	1.5	2.5
Programs common to SUC, other SUCs and PHEIs	57.7	61.7	61.7	64.2	65.2	68.3	99.3	99.9	99.9	93.9	95.2	93.9
Total Enrollment	2614	3000	3000	3987	4435	4977	1187	684	684	1464	1722	1418

Appendix Table 35. Passing rate in Licensure Examination for Teachers in elementary education, 2004-2011

	2004	2005	2006	2007	2008	2009	2010	2011
Abra State Institute of Science & Technology	13.7	18.2	18.9	13.1	17.9	12.3	9.0	10.4
Main	17.5	16.8	15.0	14.3	17.3	7.8	4.2	6.4
Bangued	7.4	20.9	23.5	11.7	18.7	15.9	12.5	13.0
Adiong Memorial Polytechnic State College							0.0	0.0
Agusan Del Sur State College of Agriculture and Technology	17.2	25.0	6.7	8.3	11.1	12.9	12.8	10.0
Aklan State University	27.0	22.2	35.6	34.3	40.9	29.7	20.1	30.6
Banga	50.0		0.0	0.0	0.0			100.0
Ibajay	23.1	22.2	42.2	42.9	48.5	36.8	19.7	36.5
Kalibo	41.4	22.2	25.0	0.0	16.7	25.0	0.0	
New Washington	24.0	22.2	28.1	26.7	35.5	23.5	20.8	23.3
Apayao State College		0.0		0.0	24.1	15.4	7.1	8.6
Main		0.0		0.0	17.6	20.0	5.0	4.1
Luna					33.3	9.1	12.5	19.0
Aurora State College of Technology			60.9	63.6	62.5	45.0	39.1	62.9
Basilan State College	9.7	9.9	8.2	8.1	9.7	5.2	5.2	4.1
Bataan Peninsula State University	32.3	36.8	28.2	31.0	37.7	23.3	16.0	23.3
Main			0.0	50.0	48.6	18.8	20.3	27.2
Dinalupihan	32.3	36.8	28.4	28.5	29.2	22.7	13.5	4.9
Orani				50.0	52.9	30.8	17.6	29.2
Batanes State College	0.0						33.3	40.0
Batangas State University	42.0	40.8	40.1	38.1	37.2	28.1	15.7	15.8
Main	49.4	49.7	46.1	41.7	43.4	29.6	18.1	19.0
Nasugbu	25.3	29.1	27.6	30.1	24.3	26.6	10.6	8.5
Malvar			50.0	61.5	80.0	23.1	30.8	27.8
Benguet State University	57.6	60.9	58.2	51.9	58.7	45.4	45.5	51.6
Main	58.3	61.2	60.0	52.9	60.8	47.0	46.6	52.6
Bokod	20.0	50.0	45.9	54.8	47.1	50.0	31.6	52.6
Buguias		50.0	66.7	21.4	28.6	15.8	40.0	33.3
Bicol University	38.4	47.5	55.5	51.6	50.4	37.3	31.0	37.8
Main	48.8	53.7	62.5	62.8	61.1	41.9	37.0	40.9
Gubat Campus	5.3	18.8	50.0	30.3	51.4		25.9	43.1
College of Agriculture and Forestry	0.0	0.0		0.0	60.0	25.0	0.0	
Daraga Campus						100.0	75.0	18.2
Polangui Campus	28.7	43.4	31.9	26.1	28.1	24.6	16.1	30.7
Tabaco	0.0	8.3	0.0	14.3	15.4	0.0	0.0	11.1
Bohol Island State University	64.2	52.9	52.3	36.4	53.2	44.8	41.8	48.1
Main		66.7		0.0	50.0		59.1	70.8
Bilar	81.1	73.2	73.3	46.2	66.7	62.2	61.7	69.6
Calape Polytechnic College	41.7	48.3	44.0	34.8	48.1	32.9	23.2	26.0
Candijay	40.0	46.6	38.4	36.0	48.4	52.2	33.9	40.6
Clarin	66.7	26.7	59.3	30.0	49.0	35.4	38.9	32.1
Bukidnon State University	29.5	26.9	29.2	26.9	27.9	23.5	14.3	18.0
Bulacan Agricultural State College	0.0	0.0	55.6	58.3	35.6	24.2	22.9	18.8
Bulacan State University	43.1	43.5	43.0	41.2	42.2	32.4	22.5	24.3
Bustos							0.0	16.7
Main	43.1	43.5	43.0	41.2	42.2	32.4	22.7	25.8
National Passing	27.0	27.5	29.3	27.5	29.5	23.9	17.7	19.8

Appendix Table 35. Passing rate in Licensure Examination for Teachers in elementary education, 2004-2011 (continuation 1)

	2004	2005	2006	2007	2008	2009	2010	2011
Cagayan State University	40.7	38.1	30.7	26.7	36.1	28.9	21.1	19.0
Aparri	35.7	30.0	38.1	32.4	31.3	40.0	19.2	16.0
Gonzaga	26.1	30.8	37.5	13.3	31.8	46.7	18.8	8.3
Lallo	42.3	24.1	22.5	18.5	26.4	20.6	18.6	17.7
Lasam	36.7	25.0	13.6	21.7	35.7	32.0	25.4	20.8
Piat	26.2	16.1	12.0	9.4	18.5	14.9	3.4	10.2
Sanchez Mira	75.6	28.6	64.0	58.8	61.9	35.0	27.1	26.9
Tuguegarao (Carig)	41.6	44.3	32.6	25.9	36.8		25.6	21.7
Camarines Norte State College	31.2	26.9	31.9	34.8	31.7	28.8	21.1	26.8
Main	31.2	27.1	32.1	35.0	31.3	29.1	21.4	27.1
Labo					100.0	0.0	0.0	0.0
Mercedes		0.0		0.0				
Panganiban			0.0					
Camarines Sur Polytechnic College	47.3	46.9	35.2	36.1	37.7	31.3	25.6	30.0
Main	71.4	54.2	46.2	29.4				30.8
Bicol College of Arts and Trades	44.8	43.9	31.7	38.6	37.7	31.3	25.6	29.9
Camiguin Polytechnic State College	15.4	22.6	29.6	29.5	39.3	19.5	19.5	25.9
Capiz State University	19.6	21.2	24.0	20.8	25.1	15.4	15.5	15.1
Main	0.0	34.6	18.8	20.6	27.3	13.0	11.1	17.2
Burias								13.3
Dayao	20.6	20.5	18.0	33.9	36.7	30.0	19.6	
Dumarao	20.4	14.3	23.7	17.0	33.9	22.2	20.0	18.3
Pilar	13.2	16.0	33.3	25.4	13.7	14.0	14.9	14.8
Poblacion Mambusao	14.2	22.4	27.1	21.1	28.8	15.6	12.7	
Pontevedra	36.4	28.5	34.7	22.7	28.0	16.5	26.9	16.0
Sapian		0.0						53.8
Sigma	0.0		0.0		0.0			
Tapaz	5.0	2.8	7.7	6.3	11.7	5.7	5.7	8.1
Caraga State University	34.1	26.3	29.3	26.3	29.2	20.9	20.5	26.2
Main	34.1	26.3	29.3	26.4	29.2	20.9	20.6	25.9
Cabadbaran				0.0			0.0	100.0
Carlos Hilado Memorial State College	52.7	59.4	71.1	63.4	64.1	45.2	46.2	52.5
Main	53.7	60.5	72.7	63.8	64.5	46.0	46.9	52.9
College of Fisheries					0.0		0.0	50.0
Bacolod Campus	37.5	0.0	0.0	0.0		0.0	28.6	0.0
Catanduanes State College	31.6	33.8	35.6	43.5	44.8	33.8	26.1	33.8
Main	31.6	33.8	28.7	42.5	43.0	33.8	24.6	34.1
Panganiban			88.2	55.6	53.8	34.1	38.5	29.6
Cavite State University	54.3	42.9	39.7	50.0	47.3	36.0	39.3	25.4
Main	55.1	42.9	40.0	55.6	50.9	39.5	47.6	22.2
Carmona								0.0
Cavite City				100.0	100.0	28.6	50.0	100.0
Naic			42.9	30.0	34.4	34.5	32.3	22.7
Rosario	0.0		0.0			0.0		
Trece Martires City								0.0
Cebu Normal University	77.5	75.1	81.0	76.8	74.5	62.7	57.3	61.8
Cebu Technological University	26.3	26.4	29.0	29.8	34.7	21.9	22.3	30.7
Main	25.7	23.4	30.6	27.4	36.0	22.6	23.3	27.4
Argao	62.0	58.8	57.1	67.1	64.6	52.8	51.4	67.1
College of Agriculture	5.9	9.4	27.6	28.6	19.4	13.3	7.3	28.1
College of Fisheries Technology					38.1	30.8	30.4	38.5
Daanbantayan	10.4	16.0	8.2	13.6	29.2	11.0	9.3	22.7
Danao City	61.5	65.0	53.8	55.7	45.1	39.3	40.9	55.1
Mandaue City		0.0	0.0					
Moalboal	19.9	23.5	25.4	16.2	28.6	10.4	8.8	17.1
San Francisco	27.7	26.9	21.8	32.0	31.5	23.7	25.5	33.3
Tuburan	17.4	23.0	22.0	26.2	28.7	21.8	26.9	20.6
National Passing	27.0	27.5	29.3	27.5	29.5	23.9	17.7	19.8

Appendix Table 35. Passing rate in Licensure Examination for Teachers in elementary education, 2004-2011 (continuation 2)

	2004	2005	2006	2007	2008	2009	2010	2011
Central Bicol State University of Agriculture	34.7	48.1	40.5	42.5	46.1	36.6	28.5	35.5
Main	42.6	58.0	54.8	53.5	59.7	37.3	38.1	42.4
Calabanga	39.1	44.0	41.4	59.5	56.7	52.4	8.3	45.5
Sipocot	25.0	41.7	29.1	27.4	34.3	26.8	19.4	22.1
Central Luzon State University	74.3	79.6	72.1	70.1	66.3	50.0	45.4	49.1
Central Mindanao University	68.1	58.3	77.6	55.8	71.1	61.7	43.6	48.9
Cotabato City State Polytechnic College		0.0	0.0	0.0	0.0	14.3	0.0	11.1
Cotabato Foundation College of Science and Technology	21.7	19.7	23.2	29.0	21.9	13.0	5.1	12.9
Davao del Norte State College		0.0						
Davao Oriental State College of Science and Technology	48.1	52.8	59.3	59.6	59.2	38.4	48.3	33.3
Don Honorio Ventura Technological State University-Main	0.0	0.0	33.3	49.2	56.9	35.7	33.8	37.2
Don Mariano Marcos Memorial State University	48.4	47.1	47.3	40.1	41.1	27.3	23.1	29.6
Main	42.9	36.0	38.1	34.0	22.4	11.5	19.3	26.9
Mid La Union	48.7	43.9	43.8	31.9	34.3	21.4	16.3	28.1
South La Union	49.7	53.8	52.9	50.3	52.5	38.1	30.4	31.6
Dr. E. B. Espinosa, Sr. Memorial State College of Agri & Tech	22.2	21.4	26.1	23.9	31.6	25.0	18.7	14.4
Eastern Samar State University	24.5	30.2	28.4	29.6	29.7	20.4	15.8	21.1
Main	24.8	33.2	29.0	29.6	30.4	20.4	16.3	19.3
Can-Avid	0.0	50.0		39.1	25.5	16.9	9.7	14.5
Guiuan	33.3	0.0			23.5	18.9	34.7	23.9
Salcedo	24.4	19.4	26.4	27.4	30.4	22.9	12.2	30.1
Eastern Visayas State University	22.5	27.3	14.3	16.5	33.1	8.9	13.3	20.4
Main	25.0	24.4	16.2	14.5	24.1	11.3	12.0	17.7
Burauen	0.0	0.0	0.0	10.5	40.0	0.0	0.0	17.5
Carigara College of Fisheries		100.0	0.0					
Dulag					0.0	0.0		
Ormoc	0.0	100.0	0.0	31.3	42.9	9.0	17.1	23.1
Tanauan			0.0		0.0	0.0		0.0
Eulogio "Amang" Rodriguez Institute of Science and Tech		0.0	0.0				100.0	
Guimaras State College	21.4	34.1	27.8	25.9	11.1	24.3	31.7	37.2
Ifugao State University	36.3	32.5	27.1	30.7	38.0	19.7	18.5	27.3
Main	35.9	29.8	29.9	34.4	41.0	20.0	17.6	26.0
Lagawe	33.3	37.5	13.3	24.1	30.8	27.3	40.0	33.3
Potia	45.5	76.9	27.8	35.7	75.0	40.0	31.6	50.0
Tinoc		9.1	10.0	0.0	17.9	12.9	5.6	13.2
Ilocos Sur Polytechnic State College	29.0	37.4	43.0	31.3	40.5	32.3	29.1	29.8
Main	29.7	32.6	35.0	24.4	35.0	24.4	20.0	30.2
Candon			100.0	0.0				
Cervantes	0.0	71.4	0.0	20.0	12.5	33.3	30.8	60.0
College of Arts and Sciences	29.6	36.8	53.7	45.7	52.7	41.0	37.0	23.5
Santiago	0.0							
Iloilo State College of Fisheries	55.6	37.5	25.9	21.8	33.9	24.8	26.7	28.7
Main	0.0	50.0	50.0	33.3	42.9		50.0	50.0
Dingle	0.0	100.0		50.0	41.2	26.7	40.0	50.0
Dumangas	60.6	33.3	25.0	16.1	29.5	18.1	18.1	19.3
San Enrique	0.0	100.0			43.8	45.5	35.7	42.3
National Passing	27.0	27.5	29.3	27.5	29.5	23.9	17.7	19.8

Appendix Table 35. Passing rate in Licensure Examination for Teachers in elementary education, 2004-2011 (continuation 3)

	2004	2005	2006	2007	2008	2009	2010	2011
Isabela State University	24.0	23.7	24.9	23.2	25.6	17.3	13.1	13.5
Main	31.5	27.7	24.3	14.0	19.3	17.1	18.7	15.7
Angadanan	9.1	17.4	5.6	22.2	15.0	8.3	0.0	3.2
Cabagan	29.5	25.5	33.7	29.4	32.1	17.5	14.6	16.1
Cauayan	100.0	33.3	17.1	36.1	30.9	23.2	14.6	14.4
Ilagan	10.5	17.2	22.4	23.5	27.6	14.9	3.7	7.8
Jones							10.0	28.6
Roxas		0.0				0.0	0.0	
San Mariano							0.0	0.0
San Mateo				100.0				
Jose Rizal Memorial State College		0.0	0.0	44.8	57.6	54.1	28.2	24.7
Main		0.0	0.0	45.2	64.5	59.1	31.6	25.0
Katipunan National Agricultural School				77.8	65.0	40.0	25.0	33.3
Dipolog			0.0	41.4	45.2	58.3	30.0	25.2
Siocon					50.0	22.7	14.7	19.6
Josefina H. Cerilles State College			15.4	26.7	26.8	20.1	16.1	18.7
Main			15.4	26.7	26.8	20.1	16.1	18.3
Margosatubig								33.3
Canuto M.S. Enerio College of Arts and Trades								100.0
Kalinga-Apayao State College-Main	28.1	21.8	29.6	16.2	20.7	10.6	9.7	14.4
Laguna State Polytechnic University	22.4	29.0	40.0	33.2	37.5	25.4	22.7	24.4
Main	22.4	25.0	38.3	14.3	30.9	21.2	18.5	22.3
Los Baños College of Fisheries			45.0	33.3	60.7	13.9	23.1	31.1
Laguna College of Arts and Trades		0.0	0.0	0.0	0.0	0.0	0.0	33.3
San Pablo City		37.8	54.5	49.2	39.2	36.2	27.8	23.0
Leyte Normal University		36.3	37.6	34.9	37.6	24.9	20.3	22.9
Mariano Marcos State University	63.5	63.0	69.5	70.5	74.7	70.6	62.1	55.0
Main	55.6	70.0	60.0	0.0	50.0	50.0	38.7	50.0
College of Education	64.4	62.9	69.9	74.0	75.1	71.1	66.9	55.1
College of Technology	0.0	0.0	66.7	0.0	100.0	50.0	0.0	50.0
Marikina Polytechnic College	0.0	0.0				0.0	0.0	
Marinduque State College								
Main	25.0	0.0	0.0	0.0	0.0	0.0	0.0	0.0
Sta. Cruz Campus	14.3	15.4	19.7	20.7	18.2	13.5	9.6	12.1
Torrijos Campus		0.0	50.0	0.0	0.0			
Mindanao State University	25.1	22.5	21.3	19.7	23.2	30.4	13.6	13.6
Main-Marawi	43.1	48.3	32.7	33.2	39.3	18.9	20.2	22.3
Iligan Institute of Technology	91.7	88.2	89.7	90.3	97.4	83.3	35.3	30.4
Buug College	0.0	0.0	0.0					75.0
General Santos	63.5	53.8	56.6	55.6	45.2	50.5	39.3	33.0
Maigo School of Arts and Trades	0.0	0.0	100.0	100.0	42.9		58.8	60.0
Lanao Del Norte Agricultural College	0.0	0.0			100.0	35.7	31.8	10.3
Lanao National College of Arts and Trades	0.0	25.0	0.0	9.1	4.8		0.0	0.0
Maguindanao	83.3	23.1	0.0	2.5	15.4	37.5	29.2	17.9
Sulu Development Technical College	2.1	2.7	1.3	2.3	8.2	25.4	0.2	1.5
Tawi-Tawi College of Technology and Oceanography	9.9	8.7	11.0	5.6	19.6	28.5	2.6	4.7
Mindanao University of Science and Technology	9.3	11.8	0.0	18.2	18.8	37.1	41.3	40.6
Mindoro State College of Agriculture and Technology			0.0	0.0	33.3	0.0	28.6	27.3
Main			0.0		0.0			
Bongabong						0.0	28.6	27.3
Calapan City				0.0	50.0			
National Passing	27.0	27.5	29.3	27.5	29.5	23.9	17.7	19.8

Appendix Table 35. Passing rate in Licensure Examination for Teachers in elementary education, 2004-2011 (continuation 4)

	2004	2005	2006	2007	2008	2009	2010	2011
Misamis Oriental State College of Agriculture and Technology	100.0	0.0		0.0	0.0	55.6	69.6	35.3
Mountain Province State Polytechnic College	29.4	21.4	25.8	26.0	24.5	14.4	10.6	17.4
Main	30.2	20.7	25.0	25.3	22.7	12.5	7.6	15.7
Mt. Data	0.0	33.3	50.0	12.5	20.0	100.0	50.0	0.0
Tadian	27.9	23.5	25.6	30.2	35.9	24.0	24.2	29.6
Naval State University	0.0	0.0	47.4	42.6	41.3	18.5	16.9	20.5
Main	0.0	0.0	48.2	42.5	42.5	19.0	17.0	19.9
Biliran			0.0	44.4	31.6	10.0	15.8	30.8
Negros Oriental State University	20.2	20.5	26.4	27.0	30.7	22.5	15.6	22.5
Main	27.2	36.7	40.6	37.0	42.3	39.1	21.0	40.3
Bayawan	37.5	27.3	47.8	46.0	42.9	29.6	25.5	26.0
Genaro Goñi Memorial College	8.1	16.2	15.6	23.4	20.3	17.7	10.6	14.4
Guihulngan	5.9	14.8	18.3	20.1	26.7	13.6	10.7	17.4
Mabinay Institute of Technology		0.0					0.0	
Siaton Community College	6.3	11.5	7.9	7.7	28.7	18.5	12.5	11.5
Negros State College of Agriculture-Main	0.0	66.7	0.0	66.7	58.1	47.8	35.8	43.6
North Luzon Philippines State College	52.9	57.5	72.7	63.3	61.0	48.8	57.1	42.5
Northern Iloilo Polytechnic State College	27.8	33.1	31.5	31.9	31.2	30.5	23.9	23.9
Main-Estancia	30.4	31.6	36.0	36.0	30.5	29.3	29.8	28.7
Barotac Viejo		38.7	27.6	27.1	35.9	31.6	18.5	9.6
Concepcion	23.1	36.4	0.0	0.0	0.0		0.0	
Lemery	10.0	33.3	25.0	12.5	9.1	38.5	13.3	50.0
Victorino Salcedo		0.0	0.0	100.0		0.0	0.0	
Northern Negros State College of Science and Technology					0.0			
Northwest Samar State University	29.8	24.5	26.1	19.2	26.3	17.1	11.5	12.5
Main	30.1	24.6	26.1	19.2	26.5	17.2	11.5	12.5
Samar State College of Agriculture and Forestry	0.0	0.0			0.0	0.0		
Northwestern Mindanao State College of Science and Tech				81.1	70.0	50.0	17.6	16.1
Nueva Ecija University of Science and Technology	19.4	15.5	12.6	17.0	15.9	25.9	18.2	16.8
Main	18.8	21.1	16.1	21.2	13.6	33.9	25.8	17.5
San Isidro	19.6	10.2	6.3	8.3	22.7	17.6	8.1	17.4
Sebani Estate Agricultural College	25.0	0.0	0.0	0.0	0.0	0.0	33.3	12.5
Nueva Vizcaya State University	44.9	49.8	57.7	53.3	53.3	34.4	33.5	36.0
Main	54.2	52.8	65.1	61.0	62.8	39.5	41.2	43.5
Bambang	28.4	44.7	43.3	42.9	39.4	28.9	22.6	25.0
Occidental Mindoro State College	22.6	14.6	25.2	24.3	29.9	22.0	14.5	18.1
Main	22.6	14.7	25.2	24.3	29.9	22.0	14.5	18.1
Labangan		0.0					0.0	
Palawan State University	25.1	29.2	38.1	34.9	40.6	57.7	27.4	36.5
Main	28.0	29.2	48.2	45.1	54.8	61.9	33.5	51.8
Brooke's Point	18.8	28.2	25.6	44.8	36.7	79.0	10.5	38.7
Araceli		9.1	30.8	25.0	28.6	44.4	0.0	0.0
Coron	15.6	20.0	36.8	27.9	42.3	52.4	28.6	48.3
Cuyo	31.0	35.2	29.0	23.3	24.6	54.9	16.9	16.1
Narra							66.7	43.8
Palawan College of Arts and Trades	0.0	10.0	0.0	0.0	33.3	50.0		
Quezon	12.5	22.5	26.2	31.5	30.5	36.4	18.8	18.4
Roxas	25.8	32.6	33.3	31.3	40.8	58.5	46.9	32.8
Taytay		66.7	0.0	17.4	38.1	56.5	50.0	0.0
National Passing	27.0	27.5	29.3	27.5	29.5	23.9	17.7	19.8

Appendix Table 35. Passing rate in Licensure Examination for Teachers in elementary education, 2004-2011 (continuation 5)

	2004	2005	2006	2007	2008	2009	2010	2011
Palompon Institute of Technology	18.4	30.6	27.6	23.0	31.1	21.4	17.0	21.2
Main	18.4	30.1	27.4	20.0	28.8	20.7	12.6	21.6
Tabango		35.3	28.6	42.1	46.2	27.8	33.3	19.0
Pampanga Agricultural College	73.2	69.6	74.2	60.7	69.3	32.5	28.3	37.7
Pangasinan State University	39.1	44.3	44.3	33.7	33.4	26.2	24.6	22.6
Main	28.6	11.1	50.0	25.0	14.3	28.6	14.3	11.1
Asingan	31.7	29.3	43.1	30.9	17.5	26.4	24.1	17.9
Bayambang	48.2	52.5	49.4	40.1	37.4	30.5	26.5	28.1
Binmaley		100.0			0.0	33.3		0.0
Infanta	0.0	33.3	50.0	0.0	0.0			0.0
San Carlos City	23.7	22.0	30.0	18.9	23.8	21.6	22.2	17.9
Sta. Maria	19.0	29.7	25.4	17.1	36.5	11.1	21.0	12.5
Urdaneta City		40.0			0.0		0.0	50.0
Partido State University-Main	16.5	20.0	18.8	23.6	25.7	18.3	16.9	18.9
Philippine Merchant Marine Academy		0.0						
Philippine Normal University	63.6	62.4	64.8	65.1	60.4	45.9	38.9	43.4
Main	86.8	86.4	88.1	90.5	87.3	90.1	76.3	79.5
Agusan	46.1	54.5	56.6	55.6	49.5	38.4	37.6	40.7
Alicia	69.6	62.8	60.9	54.2	59.2	36.8	34.8	30.9
Cadiz	57.0	54.7	72.3	67.9	66.3	46.0	36.8	52.4
Lopez	28.6	25.0	33.5	35.2	37.0	22.8	21.4	22.4
Philippine State College of Aeronautics	0.0	0.0	0.0	0.0	0.0	0.0	40.0	0.0
Main	0.0	0.0	0.0			0.0	50.0	0.0
Fernando Air Base			0.0	0.0		0.0		0.0
Pampanga Extension	0.0	0.0	0.0		0.0		0.0	
Polytechnic University of the Philippines	20.0	0.0	57.1	66.7	12.5	29.4	37.5	9.1
Main	33.3	0.0	100.0	50.0		100.0	100.0	100.0
Sta. Rosa					0.0	21.4	18.2	0.0
Lopez	0.0		33.3	100.0	50.0	100.0		0.0
Mariveles			50.0				50.0	
Sta. Maria, Bulacan							100.0	
Taguig						0.0		
Quirino State College	26.1	14.6	26.9	12.1	25.3	16.2	5.6	15.1
Ramon Magsaysay Technological University	0.0	0.0	20.0	56.7	43.2	31.3	23.9	24.0
Main	0.0	0.0	25.0	56.5	50.0	36.7	23.2	27.6
Botolan					18.2	20.0	33.3	9.1
Castillejos							28.6	23.8
Sta. Cruz							0.0	8.3
Western Luzon Agricultural College			0.0	56.8	37.5	27.5	23.3	30.4
Rizal Technological University	0.0	50.0	0.0	0.0	0.0			
National Passing	27.0	27.5	29.3	27.5	29.5	23.9	17.7	19.8

Appendix Table 35. Passing rate in Licensure Examination for Teachers in elementary education, 2004-2011 (continuation 6)

	2004	2005	2006	2007	2008	2009	2010	2011
Romblon State University	26.1	21.9	26.0	24.4	20.8	13.1	10.4	20.5
Main	26.1	21.9	26.3	24.6	18.0	14.9	9.7	23.8
Calatrava							5.6	16.7
San Agustin					27.3	5.6	0.0	14.3
San Andres			0.0	25.0	28.6	0.0	15.8	8.3
Sibuyan, Cajidiocan							25.0	44.4
Sta. Fe						0.0	16.7	11.1
Sta. Maria							0.0	4.3
Sawang					32.5	12.9	10.8	21.7
San Fernando		0.0	0.0	12.5	21.5	10.5	10.7	10.0
Samar State University	7.3	19.2	18.2	38.2	40.0	30.2	26.1	27.3
Main	7.3	19.6	18.6	38.2	40.0	30.2	26.1	27.3
Mercedes		0.0	0.0					
Siquijor State College	26.8	37.6	39.7	28.3	38.7	34.8	23.3	28.6
Sorsogon State College	41.7	46.0	54.2	51.2	47.0	36.6	29.1	36.1
Main	42.4	51.0	57.8	54.2	51.8	39.4	32.0	39.5
Castilla					0.0	0.0	33.3	0.0
Magallanes C								50.0
Institute of Management and Information Tech	0.0	5.3	7.7	0.0	0.0	0.0	0.0	0.0
Southern Leyte State University	25.3	34.6	29.0	28.4	28.2	18.3	16.7	19.7
Main		28.6	13.8	36.0	32.5	23.3	9.1	15.9
Bontoc	4.5	27.8	23.3	15.3	18.2	15.4	33.3	0.0
Hinunangan			66.7	0.0	0.0	0.0		
San Juan	18.9	25.6	11.8	22.6	13.6	5.7	17.5	10.0
Tomas Oppus	31.9	40.0	36.0	32.2	30.7	20.0	17.3	22.2
Southern Luzon State University	68.9	58.6	60.2	56.6	56.9	54.2	43.3	44.4
Main	68.9	59.1	60.2	56.6	57.2	53.9	43.0	46.4
Tagkawayan		0.0						12.5
Infanta					0.0			
Polilio						100.0	100.0	42.9
Tiaong								57.1
Southern Phils. Agri., Bus., Marine & Aquatic School of Tech.		0.0		0.0	0.0	33.3		
Sultan Kudarat State University		58.3	66.1	40.9	37.9	37.0	26.1	20.9
Main		58.3	66.1	40.9	37.9	37.0	26.5	21.1
Isulan							0.0	
Kalamansig								14.3
Sulu State College	0.3	1.9	1.2	1.3	4.2	21.1	0.1	0.8
Surigao Del Sur State University	19.7	22.8	27.3	24.5	30.1	24.6	15.5	23.2
Main	23.8	22.8	29.7	26.1	30.0	26.9	7.4	30.2
Liangá	11.1	0.0	16.7	14.3	33.3	15.4	8.7	11.1
San Miguel	0.0				25.0	100.0		0.0
SSIT Cantilan	8.3	12.5	22.2	15.4	33.3	25.0	17.2	0.0
Tagbina	27.3	30.8	25.0	35.7	10.0	22.2	33.3	22.2
Surigao State College of Technology	0.0	0.0	0.0	0.0	25.4	21.5	13.5	15.8
Main	0.0	0.0	0.0	0.0	25.4	21.5	13.5	15.8
Del Carmen			0.0					
National Passing	27.0	27.5	29.3	27.5	29.5	23.9	17.7	19.8

Appendix Table 35. Passing rate in Licensure Examination for Teachers in elementary education, 2004-2011 (continuation 7)

	2004	2005	2006	2007	2008	2009	2010	2011
Tarlac College of Agriculture	52.2	53.8	64.9	56.0	59.1	36.6	30.4	33.1
Tarlac State University	37.6	24.9	30.7	29.3	30.4	22.0	9.1	21.5
Tawi-Tawi Regional Agricultural College	0.0	1.8	0.0	4.1	12.9	25.1	0.0	0.0
Technological University of the Philippines	16.7	25.0	50.0	100.0	0.0	100.0		
Main	16.7	25.0	100.0	100.0	0.0	100.0		
Cavite			0.0					
University of Antique	53.9	51.1	52.1	50.2	55.7	44.3	38.8	34.6
Main	60.7	56.5	53.4	51.8	57.8	42.1	45.0	40.4
Hamtic				33.3				
Tario Lim Antique School of Fisheries	43.1	42.6	50.0	48.6	52.8	46.7	27.8	22.9
University of Eastern Philippines	20.2	22.5	26.9	20.3	25.8	18.3	12.4	17.8
Main	20.5	22.3	26.8	21.6	27.3	18.2	13.3	20.1
Catubig	0.0	27.8	25.5	14.1	18.9	13.7	12.3	10.1
Laoang	0.0	0.0	30.8	20.0	25.6	26.2	8.7	14.3
University of Northern Philippines-Main	40.9	48.1	40.5	37.5	48.1	33.3	26.1	36.6
University of Rizal System	18.7	20.1	17.8	21.0	23.9	18.7	13.9	13.5
Main-Tanay	27.3	30.0	26.5	30.3	50.0	26.7	35.7	18.2
Angono	40.0	46.2	42.9	45.0	40.6	33.3	24.1	36.4
Antipolo					100.0		40.0	20.0
Binangonan				0.0	100.0			
Cainta	31.6	8.3	16.0	25.6	23.5	29.8	12.2	12.1
Morong	16.3	18.1	13.9	15.7	18.9	15.8	10.7	9.5
Pililia		53.8	66.7	73.3	37.0	21.4	30.2	18.9
Rodriguez	0.0	21.4	18.8	25.0	25.0	20.0	18.0	31.0
University of Southeastern Philippines-	67.0	61.7	69.8	58.4	62.6	49.2	35.5	49.4
Main	62.1	59.4	59.1	54.2	56.0	39.4	27.5	42.4
Bislig	0.0	0.0	0.0	0.0	0.0	0.0	0.0	0.0
Tagum	85.5	70.5	91.4	73.8	80.6	70.5	64.0	68.6
Mabini							0.0	0.0
University of Southern Mindanao	27.4	27.1	31.5	30.3	35.4	28.4	13.3	16.2
Main	27.9	25.9	30.2	28.9	34.8	29.3	13.3	16.1
Kidapawan City	24.0	32.8	39.2	44.4	38.7	24.2	13.5	16.7
University of the Philippines	90.4	92.9	96.7	91.5	89.2	88.9	94.1	85.3
Main-Diliman	100.0	100.0	100.0	100.0	98.9	98.2	100.0	100.0
Los Baños	0.0			100.0				100.0
Visayas Tacloban College							0.0	
College of Cebu	28.6	0.0	33.3	14.3	35.7	25.0	0.0	0.0
Diliman (Pampanga)								0.0
Manila						0.0	100.0	
Manila (Palo Leyte)	0.0			0.0	0.0			
Mindanao								0.0
Visayas	0.0	0.0		100.0		0.0		0.0
National Passing	27.0	27.5	29.3	27.5	29.5	23.9	17.7	19.8

Appendix Table 35. Passing rate in Licensure Examination for Teachers in elementary education, 2004-2011 (continuation 8)

	2004	2005	2006	2007	2008	2009	2010	2011
Visayas State University	40.4	38.9	45.7	47.1	46.2	32.7	25.4	30.1
Main	43.3	42.4	50.0	54.9	57.7	36.8	36.0	38.0
Villaba	0.0	0.0	50.0	37.7	31.7	24.1	15.0	31.0
Alang-Alang	0.0	13.3	8.0	31.9	34.4	20.0	16.4	13.8
Isabel	0.0	0.0	45.8	36.2	37.0	39.7	16.1	33.3
Tolosa	0.0	0.0	0.0	16.7	16.7	25.0	23.8	23.1
West Visayas State University	53.6	54.9	56.6	52.1	47.3	42.0	44.1	46.1
Main	91.3	86.1	87.7	82.7	85.5	80.5	72.1	83.1
Calinog	26.2	31.0	23.1	36.5	34.8	28.0	17.5	20.2
Himamaylan								49.1
Janiuay	35.8	39.6	44.3	36.7	35.4	39.2	36.0	36.0
Lambunao	17.1	20.3	23.8	17.1	24.1	20.2	12.0	20.2
Pototan			0.0	44.8	25.3	30.8	22.8	30.3
Western Mindanao State University	40.7	38.9	35.3	33.4	37.0	27.9	22.6	17.3
Main	43.2	39.6	34.9	33.6	37.2	27.7	22.7	19.6
Alicia							12.5	20.0
Aurora								8.1
Diplahan							0.0	8.3
Imelda							0.0	10.7
Ipil							33.3	20.0
Mabuhay							0.0	10.3
Malangas							16.7	22.6
Molave								0.0
Naga								16.7
Olutanga							4.5	7.6
Pagadian							0.0	24.3
Siay							14.3	17.6
Tampilisan	18.5	14.0	9.1	17.2	33.3	30.5	27.7	7.2
Zamboanga Del Sur Agricultural College	0.0	57.1	56.3	46.7	14.3	50.0	25.0	4.3
Western Philippines University	52.6	42.5	47.3	56.6	63.1	68.2	42.4	38.1
Main	52.6	42.5	47.3	56.6	63.1	68.2	43.1	35.1
Puerto Princesa							0.0	60.0
Western Visayas College of Science and Technology	53.5	55.5	62.9	57.5	52.6	46.5	44.3	52.5
Main	53.0	56.6	64.4	59.2	54.9	46.7	44.7	49.7
Barotac Nuevo		0.0		0.0	0.0		50.0	0.0
Leon								0.0
Miagao	55.6	40.0	20.0	20.0	0.0	33.3	0.0	68.4
Zamboanga City State Polytechnic College	6.5	16.9	11.1	7.9	6.7	14.3	10.0	0.0
Zamboanga State College of Marine Sciences and Technology			0.0	0.0	0.0			0.0
National Passing	27.0	27.5	29.3	27.5	29.5	23.9	17.7	19.8

Appendix Table 36. Passing rate in Board Examination in mechanical engineering, 2004-2011

	2004	2005	2006	2007	2008	2009	2010	2011
Aurora State College of Technology		0.0	20.0	42.9	100.0	20.0	66.7	50.0
Bataan Peninsula State University	51.2	29.7	45.5	47.1	46.5	18.4	42.9	74.2
Batangas State University-Main	94.7	94.0	93.5	87.4	98.2	97.1	100.0	96.5
Bicol University	34.8	30.7	48.6	59.0	52.8	62.2	76.0	69.0
Main	34.8	30.7	49.3	59.0	52.8	62.2	76.0	69.0
Polangui C			0.0					
Bohol Island State University	91.7	72.7	61.9	51.6	81.3	97.1	96.3	87.0
Main	91.7	70.0	57.1	51.7	86.2	97.1	96.3	87.0
Bilar			66.7					
Calape Polytechnic College		100.0	100.0	50.0	33.3			
Bulacan State University-Main	59.1	72.5	66.0	71.4	80.9	62.2	62.6	68.6
Cagayan State University-Lallo					0.0			
Camarines Norte State College-Main	0.0	83.3	40.0	33.3	50.0	33.3	77.8	77.8
Camarines Sur Polytechnic College	30.2	41.4	47.7	31.4	35.7	45.5	52.8	64.0
Main	32.4	42.9	46.2	26.1	33.3	41.2	50.0	62.5
Bicol College of Arts and Trades	16.7	0.0	60.0	41.7	50.0	60.0	57.1	65.4
Capiz State University	42.9	20.0	50.0	40.0	66.7	50.0	62.9	63.6
Main		0.0	33.3	50.0	66.7	50.0	62.9	63.6
Dayao	42.9	33.3	55.6	0.0				
Cavite State University - Main						100.0		
Cebu Technological University	47.2	50.0	60.0	73.9	62.1	62.2	63.2	63.5
Main	47.2	50.0	61.5	73.9	62.1	62.2	63.2	63.5
College of Agriculture			0.0					
Central Luzon State University		0.0						
Central Mindanao University	72.7	100.0		71.4	100.0	100.0	100.0	94.4
Cotabato City State Polytechnic College				0.0				
Don Honorio Ventura Technological State University-Main	24.1	44.9	62.1	42.9	73.9	50.0	60.4	54.2
Don Mariano Marcos Memorial State Univ.-Mid La Union	26.1	31.3	67.2	47.7	36.1	55.6	35.9	39.0
Dr. E. B. Espinosa, Sr. Memorial State College of Agri & Tech				100.0				
Eastern Visayas State University	27.9	38.8	46.0	49.1	51.4	36.4	38.9	42.6
Main	27.9	38.8	46.0	48.1	52.9	35.3	35.8	37.7
Ormoc				100.0	0.0	66.7	47.8	53.1
Eulogio "Amang" Rodriguez Institute of Science and Tech	12.5	23.1	11.8	13.0	19.0	5.9	33.3	36.0
Laguna State Polytechnic Univ.-Laguna Coll. of Arts & Trades			11.1	25.0	23.1	50.0	33.3	66.7
National Passing	45.3	45.5	47.8	51.7	56.4	56.1	62.0	63.5

**Appendix Table 36. Passing rate in Board Examination in mechanical engineering, 2004-2011
(continuation 1)**

	2004	2005	2006	2007	2008	2009	2010	2011
Mariano Marcos State University	41.2	44.0	57.1	71.4	80.0	92.3	85.7	78.9
Main	41.2	45.8	57.1	71.4	80.0	92.3	85.7	78.9
College of Education		0.0						
Mindanao State University	76.9	91.2	92.1	86.4	90.7	91.1	96.1	87.0
Main-Marawi	75.0	93.3	84.0	63.6	83.3	80.0	100.0	86.7
Iligan Institute of Technology	63.6	92.3	100.0	100.0	89.5	100.0	100.0	100.0
General Santos	90.9	83.3	96.0	88.9	95.7	95.2	90.9	66.7
Sulu Development Technical College							100.0	
Mindanao University of Science and Technology	66.7	75.0	84.6	83.3	100.0	100.0	100.0	90.0
Naval State University			50.0	33.3	100.0	100.0	50.0	33.3
Main			50.0	50.0	100.0	100.0	50.0	50.0
Biliran				0.0				0.0
Negros Oriental State University	100.0	100.0	90.0	100.0	100.0	100.0	100.0	100.0
Main	100.0	100.0	90.0	100.0	100.0	100.0	100.0	100.0
Genaro Goñi Memorial College						100.0		
Northern Iloilo Polytechnic State College-Main		25.0	50.0	0.0	0.0	0.0	16.7	0.0
Northwest Samar State University	9.1	30.8	75.0	28.6	0.0	27.3	50.0	57.1
Nueva Ecija University of Science and Technology	19.6	27.4	23.2	23.3	17.9	23.8	28.9	38.5
Main	20.5	27.4	23.2	23.3	17.9	23.8	28.9	36.8
San Isidro	14.3							
Sebani Estate Agricultural College								100.0
Nueva Vizcaya State University-Bambang	52.6	42.4	56.7	44.0	33.3	40.0	32.0	39.1
Palawan State University	90.0	47.4	50.0	66.7	38.9	66.7	76.5	54.2
Main	90.0	44.4	50.0	66.7	38.9	66.7	76.5	54.2
Taytay		100.0						
Pangasinan State University-Urdaneta City	53.8	60.0	77.3	100.0	91.7	91.7	65.0	84.2
Polytechnic University of the Philippines	53.7	52.9	56.7	67.7	82.1	71.2	70.7	84.2
Main	57.7	51.8	44.6	71.1	79.5	69.2	77.5	88.1
Maragondon	16.7	0.0	33.3	12.5	66.7	25.0	20.8	80.0
Taguig	41.2	61.5	91.7	80.0	100.0	93.8	90.9	78.4
Ramon Magsaysay Technological University	57.1	25.0	80.0	50.0	100.0	72.7	50.0	27.3
Ramon Magsaysay Polytechnic College		0.0			100.0	72.7	50.0	27.3
Western Luzon Agricultural College	57.1	33.3	80.0	50.0				
Rizal Technological University	36.8	34.4	52.4	46.7	30.2	36.5	37.3	56.6
Romblon State University - Main	100.0	0.0	55.6	40.0	38.5	35.7	36.8	26.7
Sorsogon State College-Main	33.3	0.0	83.3	57.1	40.0	85.7	66.7	73.1
National Passing	45.3	45.5	47.8	51.7	56.4	56.1	62.0	63.5

**Appendix Table 36. Passing rate in Board Examination in mechanical engineering, 2004-2011
(continuation 2)**

	2004	2005	2006	2007	2008	2009	2010	2011
Southern Leyte State University	57.1	30.0	50.0	50.0	80.0	77.8	85.7	55.6
Main			40.0	0.0		75.0	77.8	55.6
Bontoc			100.0				100.0	
San Juan	57.1	30.0	50.0	66.7	80.0	100.0		
Southern Luzon State University	70.6	71.4	81.3	46.4	60.0	74.3	60.0	68.3
Tarlac State University	42.3	35.7	64.3	63.6	66.7	52.4	66.7	61.9
Technological University of the Philippines	65.1	69.6	68.0	71.3	71.3	76.5	85.0	84.2
Main	51.9	56.2	60.9	65.6	61.8	64.5	83.2	86.0
Cavite				100.0				
Taguig	77.8	45.5	40.9	62.1	53.8	69.0	70.3	74.2
Visayas	87.8	94.1	87.5	87.5	96.2	97.3	94.7	86.0
University of Eastern Philippines	50.0	44.4	21.4	7.7	15.8	50.0	75.0	26.7
University of Rizal System-Morong		66.7	75.0	71.4	100.0	46.2	76.9	28.6
University of Southeastern Philippines	57.9	72.7	46.7	56.5	74.1	81.1	88.4	79.0
Main	67.7	68.4	46.4	71.4	66.7	80.0	97.2	87.2
Bislig	14.3	100.0	50.0	33.3	88.9	83.3	42.9	53.3
University of Southern Mindanao-Kidapawan City				100.0	100.0	90.0	81.8	73.3
University of the Philippines	93.1	100.0	89.3	88.9	71.4	95.1	92.9	97.0
Main-Diliman	93.1	100.0	96.2	100.0	93.8	100.0	97.5	97.0
College of Cebu			0.0	0.0	0.0	33.3	0.0	
Western Mindanao State University	54.5	26.7	65.2	50.0	57.5	48.4	75.0	58.3
Western Philippines University	75.0	75.0		50.0	50.0	40.0	75.0	
National Passing	45.3	45.5	47.8	51.7	56.4	56.1	62.0	63.5

Appendix Table 37. Passing rate in Board Examination in nursing, 2004-2011

	2004	2005	2006	2007	2008	2009	2010	2011
Abra State Institute of Science & Technology-Bangued	0.0	100.0	100.0					
Agusan Del Sur State College of Agriculture and Technology			0.0					
Aklan State University			0.0			81.5	50.0	54.5
Banga						81.5	50.0	54.5
Ibajay			0.0					
Aurora State College of Technology			0.0					
Basilan State College		0.0		15.4	29.3	37.0	21.6	31.0
Bataan Peninsula State University	66.7	66.5	52.3	42.0	38.0	39.2	33.4	37.8
Main	67.5	66.9	52.3	43.2	38.0	39.2	33.4	37.8
Dinalupihan		50.0		50.0				
Orani	0.0			23.8	28.6			
Batangas State University			50.0	20.0	47.0	27.5	30.9	29.1
Main			50.0	20.0	41.6	31.4	30.5	39.3
Nasugbu					58.1	23.1	31.4	19.3
Benguet State University	63.9	74.7	63.9	73.6	82.0	88.9	94.5	91.1
Main	64.5	75.0	63.9	74.1	82.0	88.9	94.5	91.1
Bokod	0.0	50.0		0.0				
Bicol University	42.5	51.0	53.1	54.0	62.1	61.0	65.6	83.3
Main	43.2	54.5	55.0	58.3	69.2	74.0	74.6	88.8
College of Agriculture and Forestry				0.0				
Polangui							74.5	80.0
Tabaco	40.5	39.7	47.1	47.7	54.1	49.1	57.6	78.5
Bohol Island State University - Main				100.0				
Bukidnon State University						100.0	75.5	62.6
Bulacan State University-Main					87.9	77.9	68.4	64.9
Cagayan State University-Lallo				0.0				
Camarines Sur Polytechnic College	33.3	23.3	59.2	50.4	66.7	58.8	58.6	55.5
Main	33.3	23.3	59.2	50.7	66.7	58.8	58.6	55.5
Bicol College of Arts and Trades				40.0				
Camiguin Polytechnic State College				30.0	39.1	38.7	53.7	33.3
Capiz State University			40.0	37.2	40.7	43.0	35.8	29.3
Main				42.3	23.3	34.8	35.8	22.4
Dayao				0.0				
Poblacion Mambusao				0.0				
Pontevedra			40.0	33.3	50.7	52.5		37.2
Sapian				0.0				
Caraga State University - Main			0.0					
Carlos Hilado Memorial State College				50.0				
College of Fisheries				100.0				
Bacolod				0.0				
Catanduanes State College-Main	26.4	34.6	37.7	48.1	52.8	74.9	63.2	67.7
Cavite State University			60.3	58.0	60.9	70.3	73.9	79.9
Main			60.3	57.2	61.3	70.3	73.9	79.9
Cavite City				100.0	0.0			
National Passing	49.9	52.2	46.0	45.8	43.9	40.7	38.4	41.4

Appendix Table 37. Passing rate in Board Examination in nursing, 2004-2011 (continuation 1)

	2004	2005	2006	2007	2008	2009	2010	2011
Cebu Normal University	99.3	94.7	87.0	94.9	96.2	96.5	98.1	100.0
Cebu Technological University	0.0	0.0		0.0				
Main	0.0	0.0		0.0				
Tuburan				0.0				
Central Mindanao University				100.0		95.8	91.7	86.0
Davao Oriental State College of Science and Technology				66.7	44.7	35.3	56.1	39.5
Don Mariano Marcos Memorial State University		0.0		100.0	67.3	59.5	56.5	61.9
Main		0.0			0.0			
Mid La Union						61.4		
South La Union				100.0	68.0	51.5	56.5	61.9
Eastern Samar State University		100.0		0.0			63.6	52.5
Main		100.0					63.6	52.5
Can-Avid				0.0				
Eastern Visayas State University-Burauen Campus				100.0				
Eulogio "Amang" Rodriguez Institute of Science and Tech			0.0					
Ifugao State University - Main						55.3	41.3	57.5
Iloilo State college of Fisheries-Dumangas Campus				0.0				
Isabela State University		60.0	41.7	36.9	30.6	41.7	49.1	51.7
Main					100.0		58.5	44.4
Cabagan				0.0				
Ilagan		60.0	41.7	37.5	29.2	41.7	47.0	54.8
Jose Rizal Memorial State University - Main						74.1	46.9	53.2
Josefina H. Cerilles State College						100.0	53.7	49.1
Main						100.0	53.7	49.1
Pagadian								50.0
Laguna State Polytechnic University		0.0		100.0			18.2	61.5
Main				100.0				
Laguna College of Arts and Trades-Sta. Cruz							18.2	61.5
San Pablo City		0.0						
Leyte Normal University		0.0		0.0				
Mariano Marcos State University	70.6	74.7	75.2	77.9	78.0	79.7	81.2	87.3
Main	70.6	74.7	75.5	77.9	77.9	80.1	81.2	87.3
College of Education			50.0		100.0	0.0		
Marinduque State College-Main					34.8	22.6	34.6	59.3
Mindanao State University	80.0	86.7	90.0	91.0	94.7	91.3	85.6	86.1
Main-Marawi	80.0	90.7	90.0	93.1	94.7	91.7	77.6	79.5
Iligan Institute of Technology						0.0	99.0	97.1
General Santos				0.0				
Maigo School of Arts and Trades				0.0				
Lanao National College of Arts and Trades		0.0						
Tawi-Tawi College of Tech and Oceanography		0.0						
Misamis Oriental State College of Agriculture and Tech			0.0					
Mountain Province State Polytechnic College-Main					47.7	36.3	39.0	23.4
Naval State University - Main				0.0			30.8	72.7
National Passing	49.9	52.2	46.0	45.8	43.9	40.7	38.4	41.4

Appendix Table 37. Passing rate in Board Examination in nursing, 2004-2011 (continuation 2)

	2004	2005	2006	2007	2008	2009	2010	2011
Negros Oriental State University					100.0	100.0	100.0	95.8
Main						100.0	100.0	95.8
Siaton Community College					100.0			
Negros State College of Agriculture-Main Campus			0.0					
North Luzon Philippines State College		0.0	50.0	66.7		100.0		
Northern Iloilo Polytechnic State College				50.0				
Ajuy Campus				100.0				
Estancia, Iloilo				0.0				
Northern Negros State College of Science and Technology				0.0		57.9	56.3	54.4
Nueva Ecija University of Science and Technology		0.0		33.3	66.7	42.8	38.8	37.7
Main		0.0		33.3	66.7	42.8	38.8	37.7
San Isidro		0.0						
Nueva Vizcaya State University-Main	0.0							
Palawan State University		0.0	0.0	93.1	90.4	69.5	68.7	44.8
Main				93.1	90.4	69.5	68.7	44.8
Coron			0.0					
Quezon		0.0						
Palompon Institute of Technology-Tabango Campus				100.0				
Pangasinan State University			0.0		63.2	66.7	71.7	72.7
Bayambang					78.6	66.7	71.7	72.7
Sta. Maria			0.0					
Urdaneta City					20.0			
Partido State University-Main				100.0				
Philippine Normal University				0.0	100.0			
Alicia					100.0			
Cadiz				0.0				
Philippine State College of Aeronautics-Mactan Air Base				100.0				
Polytechnic University of the Philippines				60.0	0.0			
Main				50.0				
Mariveles				100.0				
Sto. Tomas				0.0				
Taguig					0.0			
Ramon Magsaysay Technological University			100.0	33.3	25.7	26.0	24.8	36.6
Ramon Magsaysay Polytechnic College			100.0	33.3	25.7	26.0	24.8	36.6
Western Luzon Agricultural College				33.3				
Rizal Technological University		100.0				48.9	72.4	65.8
Romblon State University - Sibuyan Polytechnic College - San F			0.0					
Samar State University			73.3	56.4	76.5	74.1	66.7	76.5
Southern Leyte State University		33.3				100.0		
Southern Luzon State University	75.0	61.0	85.0	85.3	92.7	88.1	90.3	82.8
Main	75.0	61.0	85.0	86.6	92.7	88.1	90.3	82.8
Judge Guillermo Eleazar Polytechnic College -Tagkav				0.0				
Sultan Kudarat State University								66.7
Sulu State College					40.8	25.9	21.4	24.1
National Passing	49.9	52.2	46.0	45.8	43.9	40.7	38.4	41.4

Appendix Table 37. Passing rate in Board Examination in nursing, 2004-2011 (continuation 3)

	2004	2005	2006	2007	2008	2009	2010	2011
Surigao Del Sur State University-SSIT Cantilan			100.0	0.0				
Surigao State College of Technology-Del Carmen	0.0	100.0						
Tarlac State University					47.1	51.9	52.5	64.0
University of Eastern Philippines	35.5	58.9	50.6	59.0	60.0	62.6	61.8	74.5
University of Northern Philippines-Main	28.9	41.4	36.2	34.3	36.7	41.4	38.6	44.7
University of Rizal System		50.0		0.0				
Binangonan				0.0				
Morong		100.0						
Tanay		0.0		0.0				
University of Southern Mindanao		0.0	0.0	0.0	72.2	55.9	38.3	27.7
Kidapawan City Campus		0.0	0.0	0.0				
Main					72.2	55.9	38.3	27.7
University of the Philippines	90.6	94.1	86.4	92.8	88.5	91.5	94.4	98.6
Main-Diliman	0.0							
Visayas Tacloban College	0.0							
College of Cebu	0.0	75.0	40.0		27.3	0.0		
Manila	100.0	98.8	100.0	98.6	100.0	100.0	100.0	100.0
Manila (Palo Leyte)	80.0	75.0	75.0	75.0	33.3	72.0	80.0	93.3
Visayas			0.0	100.0				
Visayas State University			50.0	50.0				84.2
Main			50.0	66.7				84.2
Alang-Alang Campus				0.0				
West Visayas State University-Main	99.3	91.7	97.1	97.9	97.8	99.5	99.4	100.0
Western Mindanao State University	67.8	57.9	50.3	52.0	47.4	49.8	49.3	54.1
Main	67.8	57.9	50.3	52.0	47.4	49.8	49.3	54.1
Pagadian								0.0
Western Visayas Coll of Sci and Technology		100.0	0.0	50.0				
Main		100.0		50.0				
Barotac Nuevo Campus			0.0					
Zamboanga State College of Marine Sciences and Tech.				0.0				
National Passing	49.9	52.2	46.0	45.8	43.9	40.7	38.4	41.4

Appendix Table 38. Passing rate in Board Examination in library science, 2004-2011

	2004	2005	2006	2007	2008	2009	2010	2011
Aklan State University-Banga Campus			0.0					
Bataan Peninsula State University-Dinalupihan		0.0	0.0	0.0				
Batangas State University-Main	100.0	50.0	0.0	0.0	0.0	0.0		0.0
Benguet State University	25.0	28.0	38.1	37.5	31.3	59.4	61.5	71.4
Main	25.0	28.0	40.0	40.9	31.3	59.4	61.5	71.4
Bokod			0.0	0.0				
Bicol University	28.6	0.0	0.0	20.0	16.7	15.4	20.0	0.0
Main	28.6	0.0	0.0	20.0	16.7	15.4	22.2	0.0
Daraga							0.0	0.0
Bulacan State University-Main	30.8	35.7	30.0	0.0	29.2	21.7	22.2	28.6
Cagayan State University-Tuguegarao (Carig)				100.0				
Capiz State University-Poblacion Mambusao		100.0						
Cavite State University				0.0	0.0	0.0	50.0	
Main				0.0	0.0			
Rosario				0.0	0.0	0.0	50.0	
Central Bicol State University of Agriculture - Main					0.0	0.0		
Central Luzon State University				100.0				
Central Mindanao University		0.0	0.0	0.0	50.0	0.0	0.0	
Cotabato Foundation College of Science and Technology				0.0	0.0	0.0	0.0	
Don Mariano Marcos Memorial State University-Main				0.0	0.0	100.0		
Eastern Samar State University			33.3	0.0	0.0	25.0	0.0	0.0
Eulogio "Amang" Rodriguez Institute of Science and Tech						0.0		
Jose Rizal Memorial State College-Katipunan Nat'l Agri Sch.					0.0	100.0		
Laguna State Polytechnic University-San Pablo City				100.0	0.0	0.0		0.0
Leyte Normal University		0.0	40.0	33.3	0.0	0.0	0.0	0.0
Mariano Marcos State University	0.0	0.0	50.0	33.3	0.0	0.0	0.0	0.0
Main							0.0	
College of Education	0.0	0.0	50.0	33.3	0.0	0.0		0.0
Mindanao State University-	33.3	80.0	73.3	52.9	66.7	57.9	30.0	53.3
Main-Marawi	36.4	66.7	76.9	53.3	77.8	66.7	33.3	53.3
Iligan Institute of Technology	0.0	100.0	50.0	50.0	33.3	25.0	0.0	
Negros Oriental State University-Main					0.0	0.0	0.0	0.0
Northwest Samar State University					0.0	0.0		
Nueva Ecija University of Science and Technology-Main	0.0							
Palawan State University	25.0	0.0	25.0	0.0	25.0	25.0	20.0	20.0
Palompon Institute of Technology-Tabango Campus							0.0	
National Passing	29.0	31.5	36.7	32.0	23.6	30.0	27.3	27.7

Appendix Table 38. Passing rate in Board Examination in library science, 2004-2011 (continuation 1)

	2004	2005	2006	2007	2008	2009	2010	2011
Pampanga Agricultural College			0.0					
Pangasinan State University	0.0	0.0	0.0	0.0	0.0	0.0	0.0	0.0
Bayambang	0.0	0.0	0.0	0.0	0.0	0.0	0.0	0.0
Binmaley						0.0		
Philippine Normal University	43.3	42.2	51.2	57.8	38.6	33.3	50.0	34.6
Main	43.3	43.2	51.2	56.8	38.6	33.3	50.0	34.6
Cadiz		0.0		100.0				
Polytechnic University of the Philippines	38.6	46.2	46.5	50.0	20.0	48.6	28.8	22.4
Rizal Technological University	0.0							
Romblon State University - Main			0.0	0.0	0.0			
Southern Luzon State University					0.0			
Technological University of the Philippines-Main		100.0						
University of Eastern Philippines	0.0	9.1	8.3	28.6	7.1	10.0	0.0	0.0
University of Northern Philippines-Main	0.0	0.0	0.0	0.0	0.0	16.7	7.7	25.0
University of Rizal System		0.0		100.0	0.0	100.0		
Morong		0.0		100.0				
Pililia					0.0	100.0		
University of Southeastern Philippines-Main	0.0		100.0		100.0			
University of the Philippines	94.3	93.5	94.9	97.9	85.4	95.6	97.5	94.3
Main-Diliman	94.3	93.5	94.9	97.9	85.0	95.6	97.5	94.3
Visayas					100.0			
West Visayas State University-Main	54.2	33.3	73.7	27.3	0.0	50.0	0.0	0.0
Western Mindanao State University		0.0						
National Passing	29.0	31.5	36.7	32.0	23.6	30.0	27.3	27.7

Appendix Table 39. Passing rate in Board Examination in marine engineering, 2004-2011

	2004	2005	2006	2007	2008	2009	2010	2011
Aklan State University						0.0		100.0
Kalibo						0.0		
Ibajay								100.0
Batangas State University	50.0	0.0	0.0		0.0	0.0	0.0	
Main	50.0	0.0	0.0		0.0	0.0	0.0	
Nasugbu						0.0		
Bohol Island State University - Bilar	0.0							
Bulacan State University-Main							100.0	
Cagayan State University-Gonzaga	0.0						100.0	
Carlos Hilado Memorial State College-Coll. of Fisheries	0.0							
Cavite State University-Rosario		0.0	100.0	100.0				
Cebu Normal University								100.0
Cebu Technological University	28.9	41.2	41.3	50.0	38.2	70.2	67.2	57.7
Main	38.9	33.3	38.5	42.9	66.7	60.0	50.0	28.6
College of Fisheries Technology	25.0	50.0	40.0	60.0	33.3	73.5	79.1	66.7
Danao City	0.0	0.0	80.0		50.0	66.7	0.0	
Mandaue City	0.0	66.7	0.0	25.0	20.0		100.0	100.0
Cotabato City State Polytechnic College								0.0
Eastern Visayas State University	54.2	53.8	61.9	57.9	65.2	62.7	71.7	53.3
Main	54.2	53.8	65.0	61.1	64.4	62.0	73.1	53.3
Dulag			0.0					
Ormoc				0.0	100.0	100.0	0.0	
Jose Rizal Memorial State University - Main							100.0	
Mindanao University of Science and Technology	0.0			50.0				
Naval State University	43.8	53.8	26.3	26.1	40.0	46.7	56.7	17.6
Main	43.8	45.5	25.0	21.1	40.0	46.4	52.2	27.3
Biliran		100.0	33.3	50.0		50.0	71.4	0.0
Negros Oriental State University-	26.3	45.5	46.7	39.3	58.3	53.6	55.6	66.7
Main	26.3	45.5	46.7	39.3	54.5	57.7	55.6	66.7
Bayawan						0.0		
Genaro Goñi Memorial College					100.0	0.0		
Northern Iloilo Polytechnic State College	0.0	33.3	33.3	47.1	27.8	50.0	42.9	37.5
Main-Estancia	0.0	33.3	33.3	47.1	27.8	51.5	42.9	40.0
Concepcion						0.0		0.0
Palawan State University			0.0		100.0	0.0	0.0	0.0
Main								0.0
Cuyo					100.0		0.0	
Palawan College of Arts and Trades-Cuyo						0.0	0.0	
Quezon			0.0					
Palompon Institute of Technology	29.3	51.4	70.2	60.4	62.5	68.1	70.9	64.7
Main	29.3	51.4	69.6	60.4	62.5	68.1	70.9	65.3
Tabango Campus			100.0					0.0
Philippine Merchant Marine Academy	95.6	82.2	87.6	87.2	90.0	79.3	81.1	95.8
Siquijor State College	0.0	55.6	66.7	22.2	46.2	37.5	40.0	57.1
National Passing	42.3	50.4	49.1	45.4	55.2	54.8	55.1	54.7

**Appendix Table 39. Passing rate in Board Examination in marine engineering, 2004-2011
(continuation 1)**

	2004	2005	2006	2007	2008	2009	2010	2011
Southern Luzon State University					0.0			
Surigao State College of Technology-Main	0.0	0.0	0.0	0.0	0.0		0.0	0.0
Technological University of the Philippines	63.2	74.1	75.0	74.1	66.7	52.0	50.0	66.7
Main	64.7	78.3	76.5	78.3	62.5	52.9	48.0	60.0
Cavite	50.0	50.0	66.7	50.0	80.0	42.9	66.7	100.0
Taguig						100.0		
University of Antique	9.1	25.0	50.0	43.8	65.2	50.0	60.0	69.2
Main	9.1	25.0	50.0	43.8	63.6	50.0	62.1	75.0
Tario Lim Antique School of Fisheries					100.0		0.0	0.0
University of Eastern Philippines-Laoang Campus						0.0		
University of the Philippines-College of Cebu	0.0	100.0	100.0		0.0	16.7	100.0	0.0
West Visayas State University-Main				0.0	100.0	0.0		50.0
Western Philippines University				100.0		66.7	100.0	50.0
Main				100.0		66.7	100.0	
Puerto Princesa								50.0
Western Visayas College of Science and Technology	29.5	44.4	50.8	46.7	56.1	46.3	53.5	33.3
Main	29.3	54.5	53.3	46.9	60.3	49.2	60.9	40.0
Barotac Nuevo		0.0	100.0	100.0			50.0	
Miagao	30.0	22.2	41.2	40.0	45.8	38.1	27.8	0.0
Zamboanga City State Polytechnic College	17.9	40.0	32.2	28.9	45.6	40.5	54.4	55.8
Zamboanga State College of Marine Sciences and Tech.	33.3	59.4	46.2	52.9	65.5	53.7	55.0	59.4
National Passing	42.3	50.4	49.1	45.4	55.2	54.8	55.1	54.7

Appendix Table 40. Passing rate in Board Examination in forestry, 2004-2011

	2004	2005	2006	2007	2008	2009	2010	2011
Abra State Institute of Science & Technology	50.0	16.7	33.3	12.5	100.0	0.0	75.0	0.0
Main	50.0	16.7	40.0	12.5	100.0	0.0	75.0	0.0
Bangued			0.0					
Adiong Memorial Polytechnic State College	0.0							
Aklan State University-Banga Campus	11.1	27.3	33.3				66.7	0.0
Apayao State College	50.0	66.7	42.9	33.3	0.0	42.9	0.0	0.0
Main	50.0	100.0	66.7		0.0	33.3		
Luna		60.0	36.4	33.3	0.0	50.0	0.0	0.0
Aurora State College of Technology	50.0	42.9	50.0	40.0	38.5	11.1	50.0	50.0
Batangas State University		33.3	0.0			0.0	0.0	100.0
Benguet State University	34.0	21.0	28.3	40.0	51.3	33.3	38.9	44.4
Main	34.0	21.0	28.9	41.2	51.3	33.3	38.9	44.4
Bokod Campus			0.0	0.0				
Bicol University	14.3	25.4	5.6	10.0	23.3	12.5	5.3	28.6
Main	0.0	30.8		0.0				
College of Agriculture and Forestry	15.0	23.9	5.6	10.3	23.3	12.5	5.3	28.6
Bohol Island State University	71.4	100.0	66.7	60.0	80.0	30.0	66.7	33.3
Bilar	71.4	100.0	70.0	60.0	80.0	30.0	66.7	33.3
Calape Polytechnic College			50.0					
Capiz State University	33.3	0.0	0.0					
Dumarao Campus		0.0						
Poblacion Mambusao	33.3		0.0					
Caraga State University				100.0		100.0	66.7	47.6
Main				100.0		100.0	66.7	42.9
Cabadbaran Campus								57.1
Cebu Technological University	30.0	75.0	50.0	20.0	0.0	50.0	16.7	33.3
Main						0.0		
Argao	30.0	75.0	50.0	25.0	0.0	66.7	16.7	33.3
College of Agriculture-Sudlon/Barili				0.0				
Central Mindanao University	38.5		69.2	72.7	86.7	88.9	70.0	83.3
Cotabato City State Polytechnic College	10.0	0.0	0.0	0.0	0.0	0.0	0.0	10.0
Cotabato Foundation College of Science and Tech	0.0	33.3	0.0		25.0		0.0	0.0
Don Mariano Marcos Memorial State University	45.5	50.0	100.0	33.3		50.0	0.0	0.0
Ifugao State University	27.3	7.7	0.0	40.0	42.9	25.0	0.0	53.8
Main	27.3	7.7	0.0	50.0	42.9	0.0	0.0	50.0
Lagawe Campus				0.0				0.0
Potia						50.0	0.0	60.0
Ilocos Sur Polytechnic State College	33.3		0.0	0.0	0.0			
Isabela State University-Cabagan	10.0	17.4	0.0	31.6	18.2	12.5	22.2	41.7
Josefina H. Cerilles State College								0.0
Kalinga-Apayao State College	33.3	0.0	22.2	0.0	0.0	0.0	12.5	50.0
Mariano Marcos State University	0.0	58.3	100.0	57.1	66.7	66.7	50.0	40.0
Mindanao State University	15.8	32.2	27.4	34.3	60.0	30.0	27.5	38.7
Buug College						0.0		
Maguindanao	0.0	25.0	22.2	30.0	80.0	20.0	33.3	0.0
Marawi	20.0	33.3	28.1	35.0	57.1	32.4	25.0	42.9
Mindanao University of Science and Technology	0.0	0.0	100.0					
Misamis Oriental State College of Agri and Technology						0.0		0.0
National Passing	35.1	35.1	40.6	39.5	51.2	36.6	42.1	43.6

Appendix Table 40. Passing rate in Board Examination in forestry, 2004-2011 (continuation 1)

	2004	2005	2006	2007	2008	2009	2010	2011
Mountain Province State Polytechnic College	16.7	33.3	0.0	0.0		0.0	0.0	0.0
Main	100.0							
Mt. Data	11.1	33.3	0.0				0.0	0.0
Tadian	0.0			0.0		0.0	0.0	
Naval State University - Biliran Campus				0.0	0.0	0.0	0.0	
Negros Oriental State University	0.0	0.0	0.0	0.0	0.0	0.0	100.0	33.3
Negros State College of Agriculture	66.7	25.0		16.7		16.7	50.0	40.0
Northwest Samar State University			50.0	30.0	25.0		0.0	66.7
Nueva Vizcaya State University	18.2	28.6	37.0	64.7	38.5	42.1	50.0	33.3
Pampanga Agricultural College	25.0			0.0	0.0		0.0	
Ramon Magsaysay Technological University			33.3			100.0		
Botolan						100.0		
Western Luzon Agricultural College			33.3					
Romblon State University	0.0							
Samar State University				0.0				
Siquijor State College	0.0	0.0						0.0
Southern Luzon State University	80.0	33.3	80.0	46.2	14.3	13.3	50.0	50.0
Surigao Del Sur State University-San Miguel		0.0		0.0	100.0	0.0	100.0	
Tarlac College of Agriculture	33.3	36.4	100.0		100.0			0.0
Tawi-Tawi Regional Agricultural College				0.0	0.0	0.0		
University of Eastern Philippines	18.2	37.5	30.0	22.2	42.9	12.5	15.4	18.2
University of Rizal System-Tanay		33.3	50.0	0.0	0.0	0.0	100.0	
University of Southeastern Philippines	39.0	42.3	35.3	76.0	57.1	71.4	38.9	42.4
Main								100.0
Bislig Campus	44.4	54.5	100.0	88.9	60.0	75.0	36.4	25.0
College of Agriculture-Tagum	37.5	33.3	21.4	73.3	54.5	70.6	40.0	56.3
Mabini				0.0				
University of the Philippines - Los Baños	98.1	93.6	93.8	95.7	96.7	84.0	95.2	93.5
Visayas State University	41.7	43.5	42.1	27.8	33.3	28.6	41.7	41.7
West Visayas State University	50.0	5.9	50.0	66.7	0.0	33.3	50.0	0.0
Main	100.0	0.0				0.0		
Lambunao Campus	42.9	6.3	50.0	66.7	0.0	50.0	50.0	0.0
Western Mindanao State University	27.3	28.1	36.7	34.6	45.0	21.4	15.0	26.3
Main	28.6	29.0	37.9	35.3	43.6	21.4	15.0	26.3
Zamboanga Del Norte Agricultural College-Tampilisan	0.0	0.0	0.0	0.0	100.0			
Western Philippines University	20.0	14.3	0.0	50.0	100.0	40.0	0.0	100.0
National Passing	35.1	35.1	40.6	39.5	51.2	36.6	42.1	43.6

Appendix Table 41. Passing rate in Board Examination in electronics engineering, 2004-2011

	2004	2005	2006	2007	2008	2009	2010	2011
Agusan Del Sur State College of Agriculture and Technology			0.0	0.0	33.3	0.0	0.0	0.0
Bataan Peninsula State University						11.5	34.6	36.3
Main						12.0	34.6	36.3
Dinalupihan						0.0		
Batangas State University	84.8	60.3	50.0	54.4	60.5	62.5	31.9	58.9
Bulacan State University	41.1	33.6	44.2	29.4	43.1	28.8	26.7	43.6
Cagayan State University-Tuguegarao (Carig)	41.7	41.4	28.6	20.0	29.6		18.2	34.8
Camarines Sur Polytechnic College	45.8	37.3	17.0	31.3	34.6	27.7	20.0	37.0
Main	44.4	35.4	13.7	19.4	24.2	20.0	24.5	35.1
Bicol College of Arts and Trades-Naga City	66.7	100.0	100.0	66.7	52.6	40.0	15.2	39.2
Camiguin Polytechnic State College	0.0	27.3	20.0	9.1	0.0	0.0	12.5	11.1
Caraga State University				0.0	33.3	0.0	0.0	25.0
Catanduanes State College				0.0				
Cavite State University	66.7	11.1	27.3	26.9	15.4	25.0	44.4	25.0
Don Honorio Ventura Technological State University							32.4	48.0
Eastern Visayas State University	38.1	37.2	43.5	18.5	32.4	26.8	29.2	32.9
Main	38.1	37.2	44.4	18.5	32.4	26.8	29.2	32.9
Ormoc Campus			0.0					
Eulogio "Amang" Rodriguez Institute of Science and Technology	10.0	10.5	18.9	12.5	18.8	2.9	11.1	0.0
Isabela State University-San Mateo Campus		100.0						
Jose Rizal Memorial State University		0.0	16.7	16.7	50.0	0.0	0.0	33.3
Laguna State Polytechnic University	0.0		26.7	20.0	38.5	9.1	7.7	11.5
Main	0.0							
Laguna College of Arts and Trades-Sta. Cruz			26.7	20.0	38.5	9.1	10.0	23.1
San Pablo City							0.0	0.0
Mariano Marcos State University	72.2	61.9	60.6	38.1	39.3	24.4	38.5	66.7
Main	76.5	61.9	60.6	38.1	39.3	24.4	38.5	66.7
College of Technology-Laoag City	0.0							
Marikina Polytechnic College		0.0						
Mindanao State University	85.3	69.6	80.0	75.0	65.1	56.1	46.2	59.8
Iligan Institute of Technology	85.3	70.4	81.8	81.3	81.1	64.1	62.9	53.8
General Santos					43.8	45.5	31.1	69.7
Maigo School of Arts and Trades					0.0			
Marawi		50.0	72.7	62.5	44.4	28.6	54.5	58.8
Mindanao University of Science and Technology	69.0	58.6	48.3	66.7	55.3	41.9	48.6	75.4
Negros Oriental State University	52.2	28.1	55.6	30.0	83.3	42.9	0.0	27.3
Northern Negros State College of Science and Technology			0.0					
Northwest Samar State University					37.5	20.0	25.0	14.3
National Passing	35.2	32.5	35.3	32.0	35.8	25.2	23.5	39.8

Appendix Table 41. Passing rate in Board Examination in electronics engineering, 2004-2011 (continuation 1)

	2004	2005	2006	2007	2008	2009	2010	2011
Nueva Vizcaya State University-Bambang			100.0	40.0	7.7	21.4	14.3	54.5
Palawan State University						0.0		0.0
Coron						0.0		
Quezon								0.0
Philippine Normal University-Cadiz	0.0							
Polytechnic University of the Philippines	42.8	38.6	41.3	37.1	48.0	33.9	23.5	42.4
Main	46.4	40.8	38.4	36.6	47.0	38.1	25.7	47.0
Sta. Rosa						14.3	14.6	28.6
Maragondon	3.0	9.1	27.3	7.7	21.4	20.8	12.5	31.3
Mariveles			0.0		14.3	4.8	0.0	6.9
Sto. Tomas	38.5	40.7	53.8	50.0	76.9	21.7	29.0	55.2
Taguig	60.0	51.4	52.8	42.5	50.0	45.7	33.3	57.9
Rizal Technological University	23.7	21.7	36.7	25.8	34.2	24.7	19.5	32.1
Samar State University			60.0	33.3	25.0	0.0	18.2	66.7
Southern Luzon State University	53.8	39.0	55.3	47.1	38.2	38.5	16.7	38.6
Main	53.8	40.0	55.3	47.1	38.2	38.5	16.7	38.6
Tagkawayan		0.0						
Surigao State College of Technology								25.0
Tarlac State University				62.5	39.5	32.3	16.9	28.1
Technological University of the Philippines	55.0	50.4	52.6	43.3	44.7	33.2	22.0	54.3
Ayala Blvd., Manila	53.1	43.0	48.6	29.9	43.4	29.9	15.8	42.8
Cavite					0.0			
Taguig	0.0	22.2	23.1	21.7	29.2	14.3	25.0	31.4
Visayas	63.3	72.6	70.1	76.0	55.0	50.0	41.3	81.1
University of Antique			0.0	80.0	25.0	0.0	16.7	25.0
University of Eastern Philippines	0.0							
University of Rizal System-Morong			62.5	16.7	7.7	0.0	13.3	47.1
University of Southeastern Philippines	75.0	77.1	69.6	71.8	36.2	30.4	41.8	51.0
University of Southern Mindanao								40.0
University of the Philippines	100.0	88.6	90.9	92.9	77.3	73.3	49.2	90.4
College of Cebu		0.0	0.0	0.0		0.0		
Diliman	100.0	90.7	93.0	95.1	77.3	75.0	49.2	90.4
Manila	100.0							
West Visayas State University	0.0		100.0				100.0	
Main	0.0						100.0	
Janiuay Campus			100.0					
Western Mindanao State University		0.0				0.0		66.7
Main		0.0						66.7
Tampilisan						0.0		
Western Visayas College of Science and Technology	44.1	34.9	37.8	35.3	37.9	22.6	13.7	59.5
National Passing	35.2	32.5	35.3	32.0	35.8	25.2	23.5	39.8

Appendix Table 42. Passing rate in Board Examination in electrical engineering, 2004-2011

	2004	2005	2006	2007	2008	2009	2010	2011
Abra State Institute of Science & Technology-Bangued						0.0	0.0	28.6
Agusan Del Sur State College of Agriculture and Technology						0.0		
Aklan State University-New Washington							0.0	
Aurora State College of Technology		100.0	16.7	33.3	46.2	37.5	50.0	37.5
Bataan Peninsula State University	37.5	72.7	28.6	48.5	20.5	25.0	32.4	58.3
Main	35.5	72.7	28.6	48.5	20.5	25.8	32.4	58.3
Dinalupihan	100.0					0.0		
Orani						0.0		
Batangas State University	79.3	72.8	58.3	33.7	30.7	46.1	28.9	63.1
Benguet State University		0.0						
Bicol University	36.5	58.1	21.1	27.4	14.1	20.7	23.4	42.4
Main	36.5	58.1	21.1	27.4	14.1	20.7	23.7	42.4
Daraga Campus							0.0	
Bohol Island State University	80.0	81.3	80.8	85.7	70.8	82.1	75.0	88.1
Bilar					100.0			
Calape Polytechnic College		83.3		100.0	0.0			
Tagbilaran	80.0	80.0	80.8	83.3	72.7	82.1	75.0	88.1
Bulacan State University	65.5	82.9	57.0	40.7	40.7	35.1	18.3	57.4
Cagayan State University	56.3	81.8	64.3	64.7	52.4		37.5	67.7
Lallo				0.0				
Tuguegarao (Carig)	56.3	81.8	64.3	68.8	52.4		37.5	67.7
Camarines Norte State College	42.9	27.3	77.8	45.5	40.0	46.2	50.0	85.7
Main	40.0	27.3	77.8	55.6	40.0	46.2	46.7	85.7
Panganiban Campus	50.0			0.0			100.0	
Camarines Sur Polytechnic College	45.2	51.1	36.4	41.9	40.9	33.0	19.1	43.1
Main	31.8	40.5	29.4	30.4	24.0	27.3	7.1	28.1
Bicol College of Arts and Trades-Naga City	77.8	90.0	60.0	55.0	63.2	43.2	36.8	61.5
Camiguin Polytechnic State College	100.0	100.0	0.0	42.9	50.0	28.6	66.7	58.3
Capiz State University	14.8	7.7	25.0	10.5	17.5	9.5	16.7	37.1
Main		12.5	26.1	11.4	17.5	9.5	16.7	37.1
Dayao	14.8	5.9		0.0				
Pilar Campus			0.0					
Pontevedra Campus		0.0						
Tapaz Campus				0.0				
Caraga State University						0.0		
Cavite State University				30.0	27.3	16.0	25.0	50.0
Main					0.0	25.0	37.5	66.7
Rosario				30.0	30.0	0.0	0.0	33.3
Cebu Technological University	44.8	44.0	43.3	28.6	51.4	56.4	12.5	60.0
Central Bicol State University of Agriculture			0.0					
Central Mindanao University	87.5	73.3	90.0	72.7	80.0	72.2	57.1	76.5
Davao Oriental State College of Science and Technology				100.0				
National Passing	44.1	49.6	43.8	37.0	35.3	30.6	31.9	51.5

**Appendix Table 42. Passing rate in Board Examination in electrical engineering, 2004-2011
(continuation 1)**

	2004	2005	2006	2007	2008	2009	2010	2011
Don Honorio Ventura Technological State University	33.3	24.2	29.0	35.3	48.8	30.2	29.3	43.9
Don Mariano Marcos Memorial State University-Mid La Union	62.0	51.6	43.3	34.1	28.2	32.7	23.9	49.4
Eastern Samar State University	83.3	12.5	30.8	0.0	20.0	8.3	0.0	11.8
Eastern Visayas State University	35.4	45.9	32.9	25.0	32.8	28.5	37.8	47.3
Main	35.4	45.9	28.4	25.0	32.8	28.8	36.8	37.3
Burauen Campus						0.0		
Ormoc Campus			83.3	25.0	33.3	0.0	40.9	75.9
Eulogio "Amang" Rodriguez Institute of Science and Technology	17.4	33.3	19.2	8.3	23.5	5.1	15.0	36.4
Ilocos Sur Polytechnic State College-Santiago		0.0						
Iloilo State College of Fisheries-San Enrique Campus			0.0					
Isabela State University-Ilagan Campus	62.5	63.6	36.4	42.9	66.7	42.9	37.5	66.7
Jose Rizal Memorial State University		66.7	50.0	20.0	50.0	50.0	62.5	66.7
Main		66.7	50.0	20.0	50.0	42.9	66.7	66.7
Dipolog						100.0	50.0	
Laguna State Polytechnic University				21.4	20.0	20.0	20.0	62.5
Mariano Marcos State University	82.4	88.9	35.3	40.7	32.0	36.1	41.5	63.3
Main	82.4	88.9	35.3	40.7	32.0	36.6	41.5	63.3
College of Technology-Laoag City						0.0		
Marinduque State College	63.6	55.6	76.9	47.1	42.9	33.3	55.0	75.0
Mindanao State University	87.5	89.2	90.0	75.8	72.9	66.7	80.6	94.7
Iligan Institute of Technology	100.0	94.4	89.5	80.0	92.0	73.7	90.9	97.1
Buug College							0.0	
General Santos	77.8	82.1	86.7	66.7	48.3	55.1	76.0	75.0
Iligan Institute of Technology-Maigo School of Arts and Trades						100.0		
Maguindanao						0.0		
Marawi	100.0	94.7	100.0	85.0	87.5	75.0	62.5	100.0
Mindanao University of Science and Technology	66.7	93.8	100.0	50.0	72.7	48.1	44.4	71.9
Mindoro State College of Agriculture and Technology						100.0		
Mountain Province State Polytechnic College		0.0	0.0	0.0	0.0	33.3	0.0	37.5
Mt. Data					0.0	0.0		
Tadian		0.0	0.0	0.0	0.0	40.0	0.0	37.5
Naval State University	18.8	81.8	30.0	28.6	36.4	50.0	5.9	53.3
Negros Oriental State University	64.3	84.6	28.6	33.3	16.7	54.5	40.0	62.5
Northwest Samar State University	33.3	0.0	28.6	16.7	11.1	19.0	10.0	12.5
Nueva Ecija University of Science and Technology	24.7	33.6	42.2	41.7	49.3	59.5	22.7	15.7
Main	24.8	33.6	42.2	41.7	49.3	59.5	22.7	15.7
San Isidro	22.2							
Nueva Vizcaya State University-Bambang	45.5	45.5	30.8	68.8	37.5	31.6	21.1	43.5
National Passing	44.1	49.6	43.8	37.0	35.3	30.6	31.9	51.5

**Appendix Table 42. Passing rate in Board Examination in electrical engineering, 2004-2011
(continuation 2)**

	2004	2005	2006	2007	2008	2009	2010	2011
Palawan State University	45.5	57.1	58.1	47.6	38.5	30.3	27.6	33.3
Main	45.5	57.1	60.7	47.6	38.5	31.3	27.6	33.3
Coron						0.0		
Taytay			33.3					
Pangasinan State University-Urdaneta City	80.0	83.3	91.7	50.0	88.9	66.7	39.1	95.0
Philippine Normal University				0.0	0.0			
Polytechnic University of the Philippines	36.9	40.9	35.3	35.7	28.3	32.1	31.7	44.2
Main	40.2	40.6	36.3	33.9	25.0	35.3	29.9	42.7
Sta. Rosa						14.3		
Lopez	23.5	54.5	28.0	39.1	16.7	12.5	32.4	32.0
Maragondon	30.0	26.7	55.6	20.0	31.6	15.4	39.1	28.6
Mariveles	50.0					4.8		
Sto. Tomas	32.4	43.6	32.6	39.6	40.4	37.5	33.3	64.9
Taguig						45.7		
Ramon Magsaysay Technological University	22.2	40.0	55.6	31.3	62.5	43.8	60.0	75.0
Ramon Magsaysay Polytechnic College			0.0		62.5	43.8	60.0	75.0
Western Luzon Agricultural College	22.2	40.0	62.5	31.3				
Rizal Technological University	44.4	51.7	47.5	52.0	21.4	20.0	21.2	42.6
Romblon State University	13.3	14.3	11.1	8.0	13.0	23.8	4.4	21.4
Samar State University	30.8	33.3	18.8	41.7	50.0	22.2	0.0	37.5
Sorsogon State College	8.3	42.1	50.0	46.7	31.6	64.5	33.3	48.8
Main	8.3	42.1	50.0	46.7	31.6	64.5	33.3	48.7
Castilla Campus								50.0
Southern Leyte State University	63.2	64.7	66.7	75.0	63.6	50.0	14.3	75.0
Main		75.0	50.0	33.3	60.0	55.0	14.3	78.9
Bontoc Campus			0.0					
Hinunangan Campus		100.0						
San Juan Campus	63.2	58.3	100.0	88.9	100.0	0.0		0.0
Southern Luzon State University	71.0	63.9	45.7	61.9	53.1	46.7	43.2	68.6
Tarlac State University	43.1	44.9	32.6	44.8	20.6	29.9	6.0	50.0
Technological University of the Philippines	55.9	52.5	52.2	34.6	32.4	35.4	42.6	63.2
Ayala Blvd., Manila	60.8	52.6	52.3	34.6	34.3	33.1	43.2	66.0
Taguig	21.4	50.0	50.0	33.3	14.3	26.5	40.5	47.1
Visayas						50.0		
University of Antique				0.0	0.0	0.0	0.0	50.0
University of Eastern Philippines		62.5	35.3	40.0	34.8	80.0	37.2	20.0
Main		62.5	35.3	40.0	38.1	81.6	42.1	16.2
Laoang Campus					0.0	0.0	0.0	66.7
University of Rizal System-Morong			50.0	20.0	81.8	15.8	17.6	87.5
University of Southeastern Philippines	60.5	93.6	76.8	62.5	59.3	44.3	46.0	65.3
Main	65.7	93.0	78.2	60.5	62.0	42.7	55.1	67.2
Bislig Campus	37.5	100.0	0.0	80.0	25.0	80.0	14.3	57.1
National Passing	44.1	49.6	43.8	37.0	35.3	30.6	31.9	51.5

**Appendix Table 42. Passing rate in Board Examination in electrical engineering, 2004-2011
(continuation 3)**

	2004	2005	2006	2007	2008	2009	2010	2011
University of the Philippines	97.6	97.0	100.0	97.8	100.0	82.7	100.0	100.0
Los Baños	96.3	100.0	100.0	100.0	100.0	93.3	100.0	100.0
in the Visayas Tacloban College		0.0						
College of Cebu				0.0		0.0		
Diliman	100.0	100.0	100.0	100.0	100.0	78.0	100.0	100.0
West Visayas State University			100.0			100.0		
Western Mindanao State University	85.7	48.1	38.6	19.4	28.6	46.8	26.6	59.4
Main	85.7	48.1	38.6	19.4	28.6	47.5	26.6	59.0
Tampilisan						0.0		100.0
Western Philippines University	50.0	100.0	50.0	66.7	50.0	33.3	50.0	40.0
Main	50.0	100.0	50.0	66.7	50.0	33.3	100.0	44.4
Puerto Princesa							0.0	0.0
Western Visayas College of Science and Technology	88.2	52.2	70.0	75.0	51.9	28.6	78.3	88.9
Main	88.2	52.2	70.0	75.0	53.8	28.6	78.3	88.9
Barotac Nuevo Campus					0.0			
National Passing	44.1	49.6	43.8	37.0	35.3	30.6	31.9	51.5

Appendix Table 43. Passing rate in Board Examination in criminology, 2004-2011

	2004	2005	2006	2007	2008	2009	2010	2011
Aklan State University-Banga Campus		0.0						
Basilan State College	7.1	15.0	14.3	10.7	5.6	13.8	18.0	13.7
Batangas State University					72.7	48.1	48.0	44.4
Main					72.7	40.0	70.0	75.0
Apolinario R. Apacible School of Fisheries-Nasugbu						52.9	33.3	37.2
Jose P. Laurel Polytechnic College-Malvar								56.3
Benguet State University								0.0
Bicol University				0.0	100.0		0.0	
Main					100.0			
Daraga Campus							0.0	
Tabaco				0.0				
Bohol Island State University		0.0		0.0				
Calape Polytechnic College				0.0				
Tagbilaran		0.0						
Bulacan State University								75.0
Cagayan State University						66.7	70.9	84.2
Aparri						68.2	77.8	77.8
Gonzaga								35.7
Sanchez Mira						62.5	100.0	100.0
Tuguegarao (Carig)							50.0	
Camarines Norte State College							0.0	
Camarines Sur Polytechnic College		100.0				100.0		
Capiz State University	30.3	28.2	30.3	40.7	30.1	30.6	25.9	14.7
Main		0.0	42.9	0.0	0.0	33.3	0.0	
Dayao	30.7	30.7	29.0	41.3	29.5	29.2	25.8	
Dumarao Campus					38.9	61.5	28.6	14.7
Pontevedra Campus	0.0							
Carlos Hilado Memorial State College								100.0
Cavite State University							75.0	91.7
Cebu Technological University		0.0						
Central Bicol State University of Agriculture	54.5	40.0	50.0	30.2	32.6	38.8	19.0	33.3
Main	0.0	100.0			0.0	50.0	0.0	20.0
Sipocot	57.1	36.8	50.0	30.2	33.3	38.5	21.4	34.3
Central Mindanao University								100.0
Davao Oriental State College of Science and Technology					0.0	0.0		
Don Mariano Marcos Memorial State University						0.0		
Eastern Visayas State University					0.0	0.0		
Main						0.0		
Tanauan Campus					0.0			
Eulogio "Amang" Rodriguez Institute of Science and Technol								61.1
Guimaras State College								56.7
Ifugao State University					82.2	64.0	77.8	84.0
Main					81.8	64.3	78.7	84.0
Lagawe Campus					100.0	100.0		
Potia							0.0	
Tinoc						0.0		
National Passing	28.66	31.17	31.23	32.11	32.47	34.24	33.98	35.44

Appendix Table 43. Passing rate in Board Examination in criminology, 2004-2011 (continuation 1)

	2004	2005	2006	2007	2008	2009	2010	2011
Isabela State University	0.0	0.0	0.0	38.2	44.6	56.8	50.9	60.2
Main						87.5	75.0	93.1
Angadanan Campus				21.1	16.0	52.4	40.9	24.0
Cabagan							75.0	72.0
Cauayan Campus				64.3	63.0	55.4	43.7	50.0
Ilagan Campus	0.0	0.0	0.0	0.0	0.0	0.0	0.0	
Jones Campus						50.0	84.6	82.4
Jose Rizal Memorial State University	0.0		0.0	34.6	33.6	30.9	29.2	25.7
Main	0.0		0.0	37.0	26.3	30.4	31.4	23.8
Dipolog			0.0	30.7	38.8	31.6	28.8	28.5
Siocon				55.6	12.5	26.9	23.1	15.0
Josefina H. Cerilles State College								0.0
Kalinga-Apayao State College		66.7	0.0	33.3				
Laguna State Polytechnic University					100.0			
Leyte Normal University		0.0	0.0	100.0	16.7	33.3		0.0
Mariano Marcos State University				0.0		0.0		
College of Education-Laoag City				0.0				
College of Technology-Laoag City						0.0		
Marinduque State College		0.0					0.0	
Main Campus							0.0	
Sta. Cruz Campus		0.0						
Mindanao State University				100.0			0.0	0.0
Maguindanao								0.0
Naawan				100.0				
Tawi-Tawi College of Technology and Oceanography							0.0	
Mindanao University of Science and Technology	50.0							
Mindoro State College of Agriculture and Technology		0.0		100.0	100.0	66.7	66.7	43.9
Main Campus		0.0		100.0				
Bongabong Campus					100.0		100.0	16.0
Calapan City Campus						66.7	65.2	56.1
Mountain Province State Polytechnic College	57.3	56.9	46.6	56.3	47.1	54.7	55.2	59.7
Main	57.3	57.4	47.0	55.6	47.5	55.1	56.2	60.2
Mt. Data		0.0	0.0	100.0		50.0	0.0	33.3
Tadian					0.0	0.0	0.0	0.0
Naval State University						33.3	36.8	22.3
Main						39.4	38.7	23.4
Biliran Campus						0.0	0.0	8.3
Negros Oriental State University	35.1	45.9	48.3	45.4	48.1	42.9	40.5	41.7
Main Campus	41.8	44.6	46.7	47.6	47.6	36.6	35.8	38.1
Bayawan		78.6	43.5	25.0	45.8	29.6	37.9	53.7
Genaro Goñi Memorial College	16.7	0.0	63.6	42.9	37.5	55.9	36.7	38.3
Guihulngan	18.2	40.0	66.7	62.5	75.0	66.7	68.8	44.4
Mabinay Institute of Technology								0.0
Siaton Community College						62.5	55.6	58.8
North Luzon Philippines State College					0.0	0.0		
Northern Iloilo Polytechnic State College						100.0	42.1	39.0
Ajuy Campus							51.5	30.4
Victorino Salcedo Polytechnic College						100.0	29.2	49.0
Northern Negros State College of Science and Technology							73.3	53.6
Northwest Samar State University							50.0	40.4
Nueva Ecija University of Science and Technology			0.0					
National Passing	28.66	31.17	31.23	32.11	32.47	34.24	33.98	35.44

Appendix Table 43. Passing rate in Board Examination in criminology, 2004-2011 (continuation 2)

	2004	2005	2006	2007	2008	2009	2010	2011
Occidental Mindoro State College	0.0	15.0	32.4	36.8	17.6	12.5	19.5	22.0
Main	0.0	21.4	35.5	38.2	18.2	13.0	18.5	22.7
Labangan Campus	0.0	0.0	0.0	25.0	0.0	0.0	66.7	10.0
Pangasinan State University-Urdaneta City			0.0			0.0		0.0
Partido State University				0.0	0.0	0.0		0.0
Polytechnic University of the Philippines-Unisan	0.0					0.0		
Quirino State College						55.6	53.8	56.8
Ramon Magsaysay Technological University					0.0			
Romblon State University			0.0			0.0		
Main			0.0			0.0		
Sibuyan Polytechnic College - San Fernando						0.0		
Siquijor State College	25.9	21.1	47.8	38.5	44.2	34.8	29.4	30.0
Sorsogon State College					0.0	100.0		0.0
Main								0.0
Institute of Management and Information Tech					0.0	100.0		
Southern Leyte State University		100.0	0.0					76.9
Main			0.0					76.9
Tomas Oppus Campus		100.0						
Sultan Kudarat State University								0.0
Sulu State College							0.0	0.0
Surigao Del Sur State University			0.0	100.0		0.0		
San Miguel			0.0	100.0				
SSIT Cantilan						0.0		
Surigao State College of Technology-Del Carmen	0.0	0.0	0.0					
University of Antique				45.3	35.1	24.0	28.2	29.0
Main				44.2	34.5	24.2	27.9	29.1
Tario Lim Antique School of Fisheries				100.0	100.0	0.0	100.0	0.0
University of Eastern Philippines						50.0	47.7	44.5
Main							58.5	52.7
Catubig Campus							28.6	40.4
Laoang Campus						50.0	32.3	20.0
University of Northern Philippines	21.7	33.3	34.3	28.1	28.0	36.1	31.7	42.6
University of Southeastern Philippines-College of Agriculture	0.0		0.0	0.0				
Tagum				0.0				
Mabini	0.0		0.0					
University of Southern Mindanao-Kidapawan City Campus						0.0	0.0	0.0
University of the Philippines	30.0	22.2	18.2	16.2	17.6	7.7	100.0	100.0
in the Visayas Tacloban College				0.0				
Baguio			50.0	100.0		100.0		
College of Cebu	25.0	22.2	11.1	14.3	17.6	0.0		100.0
Diliman	100.0						100.0	
Mindanao	0.0							
Visayas						0.0		
Visayas State University								100.0
Alang-Alang Campus								100.0
Isabel Campus								100.0
National Passing	28.66	31.17	31.23	32.11	32.47	34.24	33.98	35.44

Appendix Table 43. Passing rate in Board Examination in criminology, 2004-2011 (continuation 3)

	2004	2005	2006	2007	2008	2009	2010	2011
West Visayas State University	46.7	36.7	42.6	41.0	39.5	42.7	36.6	38.5
Main	64.3		80.0	66.7		100.0		0.0
Calinog Campus					0.0	0.0		
Janiuay Campus		0.0						
Lambunao Campus	31.25	37.5	38.1	40	39.82	41.27	36.62	38.98
Pototan Campus								0
Western Mindanao State University	60.47	66.67	68.92	64.29	53.61	57.24	47.98	48.46
Main	60.47	66.67	68.92	64.29	53.61	56.94	50.35	50.29
Pagadian							17.65	52.78
Tampilisan							63.64	48.28
Zamboanga Del Sur Agricultural College						100	50	29.17
Western Philippines University					55.81	69.16	57.01	51.6
Main					55.81	69.16	59.41	57.69
Puerto Princesa							54.87	47.27
Zamboanga City State Polytechnic College				0				
Zamboanga State College of Marine Sciences and Technology								0
National Passing	28.66	31.17	31.23	32.11	32.47	34.24	33.98	35.44

Appendix Table 44. Passing rate in Board Examination in civil engineering, 2004-2011

	2004	2005	2006	2007	2008	2009	2010	2011
Abra State Institute of Science & Technology						31.3	12.5	25.8
Aklan State University-Kalibo Campus								71.4
Aurora State College of Technology	22.2	75.0	63.6	18.8	50.0	77.8	26.3	26.5
Bataan Peninsula State University	24.2	48.3	43.8	36.1	26.9	35.7	33.3	37.5
Bataan Peninsula State University-Orani						0.0		
Batangas State University	55.3	43.9	69.7	30.4	59.2	53.8	45.8	49.2
Bicol University	26.8	31.9	36.8	45.5	37.8	42.7	37.4	37.2
Main	27.0	31.9	36.8	45.5	37.8	42.7	37.4	37.2
College of Agriculture and Forestry	0.0							
Bohol Island State University	74.1	65.0	78.1	65.5	71.1	76.5	50.0	47.3
Calape Polytechnic College	100.0	100.0		100.0				
Tagbilaran	69.6	63.2	78.1	61.5	71.1	76.5	50.0	47.3
Bulacan State University	49.5	51.2	53.1	50.0	43.7	50.4	47.8	43.7
Cagayan State University	40.5	61.1	69.2	52.0	67.6	100.0	60.9	40.4
Gonzaga				0.0				
Lallo						100.0		
Tuguegarao (Carig)	40.5	61.1	69.2	54.2	67.6		60.9	40.4
Camarines Norte State College	0.0	50.0	73.3	75.0	62.5	85.7	42.9	70.8
Camarines Sur Polytechnic College	40.4	32.1	41.3	17.5	7.5	39.0	26.2	33.8
Main	40.4	32.1	41.3	17.5	7.5	39.0	26.7	33.8
Bicol College of Arts and Trades-Naga City							0.0	
Carlos Hilado Memorial State College					100.0	100.0	56.5	78.6
Catanduanes State College	50.0	53.2	54.2	51.7	41.2	52.4	37.9	62.4
Cavite State University	26.7	29.7	41.3	16.7	16.7	34.2	18.2	22.2
Main	27.6	29.7	41.3	16.7	17.5	32.4	18.2	22.2
Cavite City					0.0	100.0		
Rosario	0.0							
Cebu Normal University						100.0		
Central Luzon State University	32.4	47.2	43.2	51.1	50.0	56.9	40.7	60.5
Central Mindanao University	60.8	52.9	56.1	76.5	63.3	75.6	56.1	56.4
Cotabato City State Polytechnic College	30.8	11.8	29.2	22.2	11.5	32.0	23.1	11.4
Davao Oriental State College of Science and Technology			100.0	55.6	33.3	50.0	31.8	31.8
Don Honorio Ventura Technological State University	40.0	36.4	52.7	48.5	41.4	61.7	45.6	42.7
Don Mariano Marcos Memorial State University								0.0
Eastern Samar State University	44.0	33.3	37.9	33.3	33.3	47.7	42.4	24.1
Main	44.0	33.3	38.5	33.3	32.4	52.6	50.0	25.0
Guiuan Campus			33.3	33.3	50.0	16.7	0.0	21.4
National Passing	35.2	34.7	40.9	37.5	35.4	45.4	39.0	35.8

Appendix Table 44. Passing rate in Board Examination in civil engineering, 2004-2011 (continuation 1)

	2004	2005	2006	2007	2008	2009	2010	2011
Eastern Visayas State University	28.2	31.4	38.2	29.1	25.7	37.3	26.4	21.7
Main	29.0	32.3	38.2	28.9	26.1	38.1	27.4	19.1
Ormoc Campus					0.0	0.0	23.1	37.8
Tanauan Campus	12.5	0.0	33.3	50.0	0.0	25.0	18.2	7.1
Eulogio "Amang" Rodriguez Institute of Science and Tech	0.0	4.3	22.2	22.6	16.0	18.2	23.8	17.5
Isabela State University	76.9	38.9	84.2	59.3	51.4	76.3	58.2	50.9
Main			100.0	63.6	38.1	75.0	39.3	25.0
Cabagan				0.0				
Ilagan Campus	76.9	41.2	83.3	60.0	71.4	78.6	77.8	72.4
Roxas Campus		0.0						
Jose Rizal Memorial State University						100.0	75.0	60.0
Kalinga-Apayao State College								100.0
Laguna State Polytechnic University				41.7	28.6	39.4	38.6	58.3
Mariano Marcos State University	33.3	69.2	65.1	52.6	57.9	68.3	62.8	77.3
Main	33.3	69.2	65.1	52.6	59.5	69.2	62.8	77.3
College of Education-Laoag City						100.0		
College of Technology-Laoag City					0.0	0.0		
Marinduque State College	25.9	40.9	44.4	41.5	37.5	50.9	50.9	41.8
Mindanao State University	61.0	54.7	69.5	62.9	50.9	68.3	54.9	60.0
Iligan Institute of Technology	94.4	85.7	92.3	93.8	66.7	81.8	70.4	62.5
General Santos	60.9	52.8	86.2	62.5	48.9	66.7	37.9	61.1
Maguindanao				0.0				
Marawi	53.7	48.4	59.2	57.8	49.0	65.9	55.8	58.2
Mindanao University of Science and Technology	40.5	61.1	66.7	46.7	35.9	53.5	57.1	25.6
Mountain Province State Polytechnic College	28.6	20.0	38.5	17.1	30.4	37.0	19.0	8.8
Mt. Data			0.0	0.0		100.0		0.0
Tadian	28.6	20.0	40.0	18.2	30.4	32.0	19.0	9.4
Naval State University	23.5	33.3	50.0	46.2	36.8	59.3	30.4	30.6
Main	25.0	35.7	50.0	46.2	33.3	61.5	33.3	30.6
Biliran Campus	0.0	0.0			100.0	0.0	0.0	
Negros Oriental State University	38.7	73.1	56.7	35.0	64.9	74.1	61.1	60.0
Main Campus	40.0	73.1	56.7	35.0	64.9	74.1	61.1	60.0
Siaton Community College	0.0							
Northern Iloilo Polytechnic State College	42.9	43.8	35.7	66.7	5.9	23.1	25.0	34.8
Estancia, Iloilo	42.9	43.8	35.7	66.7	6.3	23.1	25.0	38.1
Victorino Salcedo Polytechnic College					0.0			0.0
Northwest Samar State University	43.9	36.4	47.5	41.7	43.8	46.2	50.0	55.0
Main	46.2	36.4	47.5	41.7	43.8	46.2	50.0	55.0
Samar State College of Agriculture and Forestry	0.0							
Nueva Ecija University of Science and Technology	16.7	20.6	31.9	15.1	23.2	30.6	33.1	21.4
Main	19.3	21.0	32.4	16.0	23.9	31.1	33.3	21.5
San Isidro	9.8	12.5	0.0	0.0	0.0	0.0	25.0	0.0
Sebani Estate Agricultural College					0.0			
National Passing	35.2	34.7	40.9	37.5	35.4	45.4	39.0	35.8

Appendix Table 44. Passing rate in Board Examination in civil engineering, 2004-2011 (continuation 2)

	2004	2005	2006	2007	2008	2009	2010	2011
Nueva Vizcaya State University		0.0	31.8	33.3	22.2	37.9	7.0	32.4
Main		0.0	31.8	33.3	22.2	40.7	7.1	32.4
Bambang				33.3		0.0	0.0	
Palawan State University	58.1	52.6	51.9	50.8	34.0	47.6	32.6	44.9
Main	56.7	53.6	51.9	50.8	34.0	47.6	32.6	44.9
Quezon	100.0							
Roxas		0.0						
Palompon Institute of Technology								100.0
Pangasinan State University	50.0	36.4	63.3	54.5	68.4	54.2	68.8	45.5
San Carlos City								0.0
Urdaneta City	50.0	36.4	63.3	54.5	68.4	54.2	68.8	46.5
Partido State University				66.7	33.3	45.5	38.9	8.3
Main				66.7	33.3	45.5	30.0	12.5
San Jose Campus							50.0	0.0
Philippine Normal University-Cadiz					0.0			
Philippine State College of Aeronautics						100.0		
Polytechnic University of the Philippines	49.0	39.0	48.9	34.8	33.3	57.3	51.3	43.2
Main	51.3	42.7	49.3	30.6	35.3	58.9	50.8	45.9
Lopez	26.3	16.1	46.2	58.8	25.0	50.0	56.5	37.8
Mariveles		0.0						
Sta. Maria, Bulacan								27.3
Ramon Magsaysay Technological University					70.0	57.1	63.6	57.1
Rizal Technological University	30.2	17.1	26.2	37.2	28.4	40.6	29.8	29.7
Romblon State University	29.7	20.0	15.4	33.3	18.2	21.1	12.3	10.7
Main	29.7	20.0	15.4	33.3	18.2	21.1	12.5	10.7
Sibuyan, Cajidiocan							0.0	
Samar State University	39.4	46.2	66.7	37.5	48.4	36.8	30.0	35.5
Sorsogon State College	15.4	6.7	70.0	60.0	33.3	44.0	55.0	25.0
Southern Leyte State University			75.0	0.0	51.9	57.1	55.0	33.3
Main					62.5	66.7	57.9	23.1
San Juan Campus			75.0	0.0	47.4	44.4	0.0	50.0
Southern Luzon State University	50.0	38.9	58.8	41.4	40.0	45.5	35.4	36.1
Sultan Kudarat State University		100.0	0.0	33.3	50.0	50.0	33.3	33.3
Main		100.0	0.0	33.3	50.0	50.0	25.0	50.0
Isulan							50.0	0.0
Surigao Del Sur State University			100.0	100.0	66.7	100.0	50.0	71.4
Main			100.0	100.0	66.7	100.0	50.0	71.4
SSIT Cantilan						100.0		
Surigao State College of Technology						70.0	37.5	41.2
Tarlac State University	39.0	36.4	25.4	41.1	21.1	34.7	33.9	34.8
National Passing	35.2	34.7	40.9	37.5	35.4	45.4	39.0	35.8

Appendix Table 44. Passing rate in Board Examination in civil engineering, 2004-2011 (continuation 3)

	2004	2005	2006	2007	2008	2009	2010	2011
Technological University of the Philippines	69.5	70.0	70.1	57.7	62.2	66.3	59.7	59.6
Ayala Blvd., Manila	69.1	69.4	76.2	63.4	81.6	75.7	75.0	72.4
Cavite	100.0				50.0			
Taguig		72.7	42.9	0.0	21.7	43.3	21.6	30.3
University of Antique						75.0	75.0	40.0
University of Eastern Philippines	57.7	46.9	64.0	52.4	60.4	47.7	18.8	22.9
Main	57.7	46.9	64.0	52.4	58.7	46.3	18.5	22.5
Laoang Campus					100.0	66.7	25.0	28.6
University of Northern Philippines	18.9	21.0	34.0	29.4	25.5	29.2	24.4	20.2
University of Rizal System	26.7	20.0	38.2	41.7	39.1	64.0	46.4	51.6
Angono	0.0							
Morong		33.3	57.9	37.5	50.0	63.6	48.1	51.6
Pililia	25.0	17.6	13.3	50.0	0.0	66.7	0.0	
Tanay	50.0							
University of Southeastern Philippines	41.9	45.8	53.8	58.7	47.2	67.0	50.0	49.6
Main	40.8	48.6	51.1	61.0	51.4	67.5	47.6	55.4
Bislig Campus	46.2	36.4	80.0	25.0	29.4	64.3	57.7	33.3
University of Southern Mindanao	48.9	48.7	48.0	59.3	38.7	63.9	46.3	36.0
University of the Philippines	96.2	94.4	100.0	95.6	94.7	94.5	95.3	95.5
Los Baños	97.6	95.9	100.0	95.3	97.2	94.0	96.5	98.0
College of Cebu		0.0			0.0	0.0	100.0	
Diliman	95.3	100.0	100.0	96.0	97.3	96.1	94.4	96.7
Manila (Palo Leyte)								0.0
Mindanao		0.0						0.0
Visayas		0.0						
Visayas State University					0.0			
Western Mindanao State University	54.7	50.8	47.5	47.1	41.3	53.4	43.4	44.4
Western Philippines University	50.0	50.0	62.5	33.3	22.2	36.4	55.6	33.3
Main	50.0	50.0	62.5	33.3	22.2	36.4	58.8	38.5
Puerto Princesa							0.0	0.0
Western Visayas College of Science and Technology						100.0		
National Passing	35.2	34.7	40.9	37.5	35.4	45.4	39.0	35.8

Appendix Table 45. Passing rate in Board Examination in agricultural engineering, 2004-2011

	2004	2005	2006	2007	2008	2009	2010	2011
Agusan Del Sur State College of Agriculture and Technology			33.3	57.1	50.0	25.0	0.0	16.7
Benguet State University	27.3	30.4	13.3	41.7	25.6	19.2	45.5	37.5
Bicol University	17.1	23.3	39.4	22.2	21.1	13.3	28.6	16.0
Main	20.0		0.0			50.0		
College of Agriculture and Forestry	16.7	23.3	41.9	22.2	21.1	7.7	28.6	16.0
Bohol Island State University		83.3	33.3	40.0	0.0	25.0	42.9	14.3
Bilar		83.3	25.0	25.0		25.0	42.9	14.3
Calape Polytechnic College			50.0	100.0	0.0			
Bulacan Agricultural State College	100.0	100.0	33.3			100.0	100.0	50.0
Cagayan State University	11.8	62.5	41.7	77.8	44.4		80.0	33.3
Aparri	0.0							
Lallo								0.0
Piat		0.0						
Tuguegarao (Carig)	12.5	66.7	41.7	77.8	44.4		80.0	37.5
Camarines Norte State College-Labo Campus							50.0	100.0
Capiz State University	0.0	33.3	0.0	50.0	25.0	0.0	37.5	
Main				50.0	25.0		100.0	
Poblacion Mambusao	0.0	0.0	0.0			0.0	33.3	
Pontevedra Campus	0.0	100.0	0.0			0.0	0.0	
Tapaz Campus						0.0		
Caraga State University							100.0	100.0
Cavite State University	20.0	50.0	66.7	50.0	0.0	60.0	0.0	50.0
Main	20.0	50.0	66.7	50.0	0.0	50.0	0.0	50.0
Cavite City						100.0		
Central Bicol State University of Agriculture	28.6	47.1	59.1	42.9	43.5	40.0	50.0	12.5
Main	28.6	50.0	59.1	42.9	47.6	40.0	50.0	12.5
Sipocot		0.0			0.0			
Central Luzon State University	25.0	54.5	52.6	55.2	34.8	29.4	50.0	62.5
Central Mindanao University	76.5	73.3	46.2	36.4	90.0	66.7	75.0	80.6
Don Mariano Marcos Memorial State University-North La Union	25.0	10.5	38.5	0.0	16.7	20.0	7.1	23.5
Dr. Emilio B. Espinosa, Sr. Memorial State College of Agriculture and Te	42.9	12.5	42.9	0.0	0.0	55.6	12.5	50.0
Eastern Samar State University-Salcedo Campus			16.7	20.0	0.0	12.5	12.5	0.0
Ilocos Sur Polytechnic State College	0.0	0.0	0.0	25.0	0.0		0.0	0.0
Isabela State University	58.8	56.7	50.0	50.0	100.0	0.0	14.3	50.0
Jose Rizal Memorial State College							50.0	57.1
Jose Rizal Memorial State University							0.0	0.0
Main							0.0	0.0
Dipolog							0.0	
Kalinga-Apayao State College	20.0	47.1	36.4	5.6	0.0	16.7	11.1	20.0
National Passing	37.1	48.1	44.9	44.4	37.7	29.8	44.8	48.1

Appendix Table 45. Passing rate in Board Examination in agricultural engineering, 2004-2011(continuation 1)

	2004	2005	2006	2007	2008	2009	2010	2011
Laguna State Polytechnic University	0.0	25.0	0.0	0.0	0.0		33.3	50.0
Mariano Marcos State University	12.5	40.0	28.0	25.0	40.0	83.3	62.5	12.5
Main	12.5	41.4	28.0	25.0	40.0	83.3	62.5	12.5
College of Technology-Laoag City		0.0						
Mindanao State University	43.6	40.5	48.0	41.0	44.1	25.0	50.7	58.0
General Santos	60.0	50.0	50.0	54.5	52.3	29.4	69.2	61.4
Maguindanao		20.0	0.0	25.0	42.9	11.1	38.5	54.5
Marawi	26.3	60.0	55.6	22.2	23.5	24.0	48.8	56.1
Mindoro State College of Agriculture and Technology	0.0	0.0	50.0	0.0	20.0	0.0	44.4	33.3
Main Campus	0.0	0.0	50.0	0.0	20.0	0.0	33.3	33.3
Calapan City Campus							66.7	
Northwest Samar State University					25.0	20.0	33.3	50.0
Nueva Vizcaya State University	30.0	28.6	16.7	16.7	11.8	5.9	11.1	38.1
Main	30.0	28.6	16.7	11.8	11.8	6.7	11.1	38.1
Bambang				100.0		0.0		
Pampanga Agricultural College	33.3	28.6	50.0	87.5		0.0	53.8	50.0
Pangasinan State University	0.0	0.0	33.3	50.0		100.0		
Main						100.0		
Sta. Maria	0.0	0.0	33.3	50.0				
Ramon Magsaysay Technological University								0.0
Romblon State University	5.0	0.0	42.9	20.0	0.0	0.0	0.0	0.0
Southern Philippines Agri, Bus, Marine and Aquatic School of Tech	25.0		0.0	55.6	33.3	7.1	33.3	85.7
Main	25.0		0.0	55.6	33.3	0.0		100.0
Digos						16.7	33.3	83.3
Tarlac College of Agriculture	45.5	42.9	50.0	33.3	20.0	14.3	40.0	16.7
University of Eastern Philippines	40.0	40.0	33.3	37.5	0.0	0.0	33.3	25.0
University of Rizal System-Tanay	0.0	100.0		100.0			0.0	0.0
University of Southeastern Philippines	41.2	83.3	70.0	57.1	46.2	46.7	76.9	95.0
Main	50.0							
College of Agriculture-Tagum	28.6	83.3	70.0	57.1	46.2	46.7	76.9	95.0
University of Southern Mindanao	29.0	55.0	29.6	50.0	17.6	18.5	29.0	44.4
University of the Philippines	93.0	100.0	93.1	87.5	92.3	86.2	100.0	92.6
Los Baños	93.0	100.0	93.1	87.5	92.3	86.2	100.0	92.6
Diliman							100.0	
Visayas State University	54.5	75.0	57.1	100.0	71.4	75.0	92.3	50.0
Western Mindanao State University	20.0	50.0	66.7	66.7	22.2	20.0	0.0	16.7
Main	20.0	50.0	66.7	66.7	0.0	0.0	0.0	0.0
Tampilisan					40.0	50.0	0.0	20.0
Western Philippines University	66.7	0.0	50.0	20.0	0.0	0.0	0.0	100.0
National Passing	37.1	48.1	44.9	44.4	37.7	29.8	44.8	48.1

Appendix Table 46. Passing rate in Board Examination in accountancy, 2004-2011

	2004	2005	2006	2007	2008	2009	2010	2011
Abra State Institute of Science & Technology					100.0			
Aklan State University-Ibajay Campus							0.0	
Bataan Peninsula State University	7.1	33.3	9.1	22.2	29.2	36.4	44.6	26.3
Batangas State University	47.1	50.0	44.8	47.4	53.1	59.1	63.2	58.8
Main	47.1	50.0	46.4	47.4	53.1	59.1	64.7	58.3
Apolinario R. Apacible School of Fisheries-Nasugbu			0.0				50.0	60.0
Bicol University	31.3	52.7	35.0	53.4	48.3	71.6	79.1	86.8
Main	31.3	52.7	35.0	53.4	48.3	73.4	65.4	
Daraga Campus						55.6	85.0	86.8
Bukidnon State University	4.5	25.0	62.5	23.1	40.0	28.6	41.2	45.5
Bulacan Agricultural State College							0.0	
Bulacan State University				100.0				
Cagayan State University-Tuguegarao (Carig)							61.5	70.0
Camarines Norte State College				10.0	0.0	22.2	64.3	36.4
Carlos Hilado Memorial State College	0.0	28.6	0.0	28.6	14.3	10.5	47.8	50.0
Main	0.0	50.0				0.0	0.0	
Bacolod Campus		20.0	0.0	28.6	14.3	11.8	50.0	50.0
Catanduanes State College	29.0	11.1	27.8	45.0	22.6	23.5	37.0	61.5
Cavite State University							83.3	30.4
Cebu Technological University		0.0						
Central Luzon State University	21.2	46.0	44.8	52.4	39.2	49.3	64.6	53.7
Central Mindanao University						100.0	78.3	58.3
Cotabato City State Polytechnic College	0.0	0.0	20.0	0.0	0.0	0.0	11.1	0.0
Eastern Samar State University	0.0	14.3	0.0	11.1	28.6	27.8	20.0	37.5
Main	0.0	16.7	0.0	11.1	28.6	27.8	20.0	37.5
Salcedo Campus		0.0						
Eastern Visayas State University	7.5	15.1	17.1	32.7	35.6	45.8	52.8	55.8
Main	7.5	15.1	17.6	32.7	35.6	45.8	52.8	55.8
Tanauan Campus			0.0					
Iloilo State college of Fisheries				0.0	100.0			
Main					100.0			
Dumangas Campus				0.0				
Isabela State University	0.0		0.0	54.5	27.3	41.2	25.9	57.7
Jose Rizal Memorial State University-Dipolog			100.0					
Kalinga-Apayao State College	14.3	0.0	0.0	16.7	0.0	33.3	0.0	0.0
Leyte Normal University		0.0						
National Passing	20.4	24.6	24.1	34.1	32.8	36.3	45.1	45.0

Appendix Table 46. Passing rate in Board Examination in accountancy, 2004-2011 (continuation 1)

	2004	2005	2006	2007	2008	2009	2010	2011
Mariano Marcos State University	54.5	60.0	58.6	73.2	46.7	45.8	60.8	65.5
Mindanao State University	18.3	32.5	34.5	46.1	41.3	55.9	62.4	67.1
Iligan Institute of Technology	20.0	38.1	42.2	46.0	50.0	61.3	76.3	88.0
Buug College							100.0	
General Santos	10.0	22.2	36.4	37.5	35.5	44.4	53.8	56.0
Marawi	22.6	34.2	30.6	49.0	34.2	60.3	52.3	60.3
Mountain Province State Polytechnic College	0.0	0.0	3.3	5.1	7.5	14.6	16.1	23.5
Main	0.0	0.0	3.4	5.1	7.7	15.0	16.1	23.9
Mt. Data	0.0				0.0			
Tadian			0.0			0.0		0.0
Negros Oriental State University		0.0				33.3	56.3	24.2
Main Campus						37.5	56.3	24.2
Genaro Goñi Memorial College		0.0				0.0		
North Luzon Philippines State College		100.0	0.0					
Northwest Samar State University	0.0		0.0	0.0		0.0	0.0	0.0
Occidental Mindoro State College	8.3	35.7	0.0	14.3	0.0	0.0	0.0	25.0
Palawan State University	18.5	63.6	26.7	73.3	45.0	56.3	68.4	78.8
Main	18.5	63.6	28.6	73.3	45.0	60.0	68.4	83.9
Brooke's Point			0.0					
San Carlos City								0.0
Urdaneta City						0.0		0.0
Partido State University		0.0	23.1	5.3	33.3	30.8	14.3	29.4
Philippine Normal University				100.0				
Polytechnic University of the Philippines	21.4	25.3	22.3	41.9	38.6	43.1	55.0	47.2
Main	22.0	25.9	25.0	44.6	40.2	46.0	58.2	51.1
Main (San Pedro)						100.0		
Sta. Rosa					100.0	55.6	68.0	34.2
Lopez	10.7	11.8	6.3	30.0	20.8	43.8	25.7	18.8
Maragondon	10.0	23.1	17.1	25.0	32.3	20.0	43.8	26.0
Mariveles	16.7	9.1	8.1	8.3	14.3	26.3	14.3	24.1
Ragay	33.3	50.0	14.3	25.0	33.3	33.3	43.8	44.4
Sta. Maria, Bulacan							38.5	40.0
Sto. Tomas	11.8	21.2	8.9	15.9	28.1	21.3	42.6	26.1
Taguig	30.2	27.5	8.5	46.7	35.6	38.6	53.2	52.4
Ramon Magsaysay Technological University				0.0	0.0	37.5	18.2	38.5
Ramon Magsaysay Polytechnic College					0.0	37.5	20.0	38.5
Western Luzon Agricultural College				0.0			0.0	
Rizal Technological University	9.4	14.3	5.9	13.9	27.7	25.6	44.8	59.8
Romblon State University	20.0	14.3	16.7	0.0	33.3	66.7	61.5	60.0
Sorsogon State College				16.7	0.0	20.0	11.1	50.0
Southern Luzon State University	0.0	17.6	24.1	18.8	22.4	43.4	54.1	48.8
Main	0.0	17.6	25.0	18.8	22.4	43.4	54.1	48.8
Tagkawayan			0.0					
National Passing	20.4	24.6	24.1	34.1	32.8	36.3	45.1	45.0

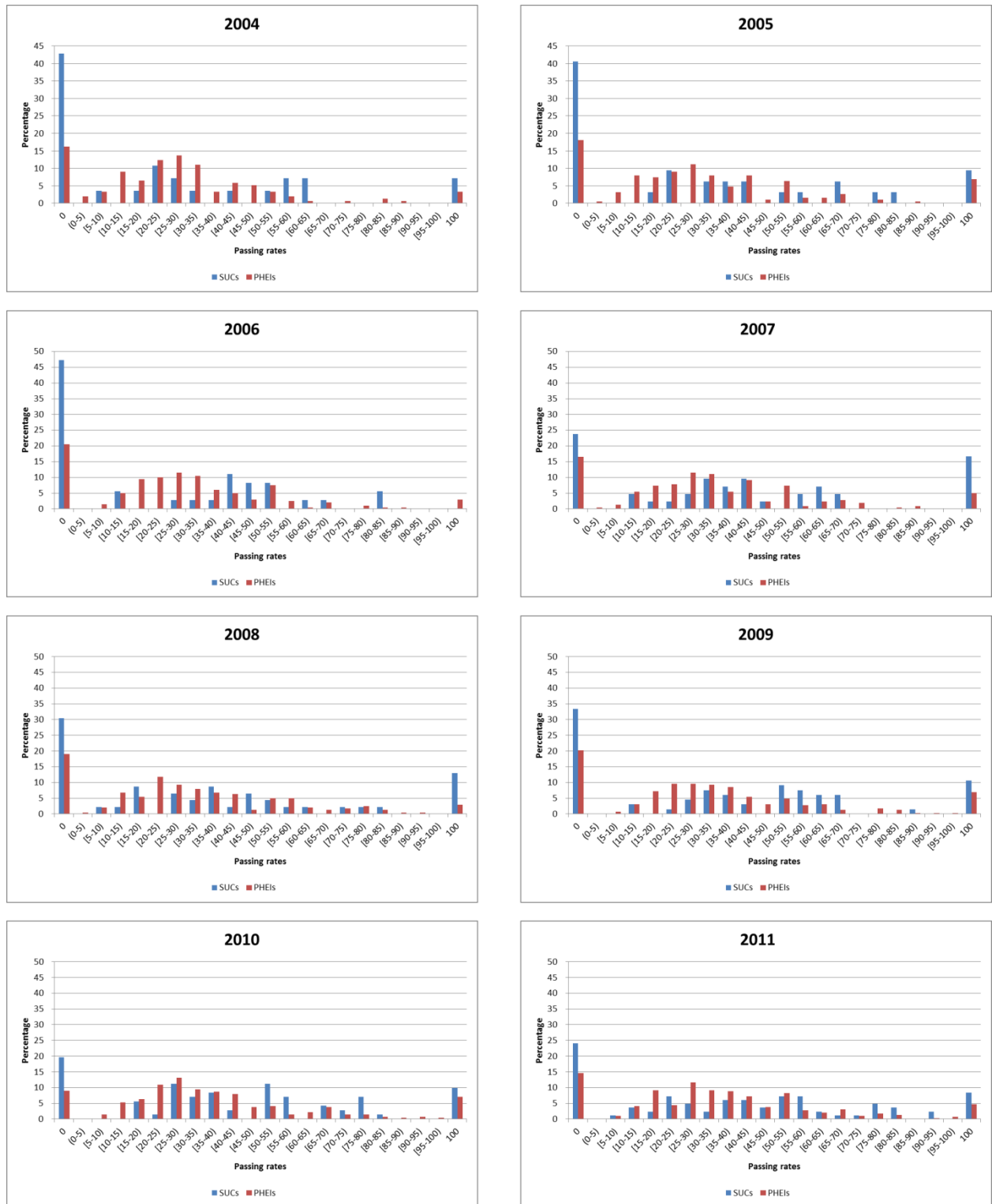
Appendix Table 46. Passing rate in Board Examination in accountancy, 2004-2011 (continuation 2)

	2004	2005	2006	2007	2008	2009	2010	2011
Southern Phils Agri, Bus, Marine & Aquatic School of Tech					0.0			
Sultan Kudarat State University							33.3	50.0
Surigao Del Sur State University							0.0	
Tarlac State University	21.7	26.5	27.5	62.8	36.2	35.2	60.3	40.5
Technological University of the Philippines	0.0		0.0		0.0	0.0	66.7	
Ayala Blvd., Manila	0.0		0.0		0.0	0.0	50.0	
Taguig							100.0	
University of Eastern Philippines	34.5	24.0	16.7	29.6	37.5	13.2	52.2	48.9
University of Northern Philippines	31.3	27.0	44.4	84.2	70.0	71.0	85.0	82.6
University of Rizal System	0.0	33.3	18.8	15.8	4.8	24.2	19.2	16.1
Angono	0.0							
Binangonan		0.0	18.8	15.8	4.8	24.2	19.2	16.1
Tanay	0.0	66.7						
University of Southeastern Philippines						0.0		
University of Southern Mindanao					0.0			30.8
Main								30.8
Kidapawan City Campus					0.0			
University of the Philippines	63.1	66.8	65.6	70.6	77.6	77.3	83.2	93.9
in the Visayas Tacloban College	41.0	48.7	50.0	66.0	70.3	78.4	78.7	91.4
College of Cebu					0.0		0.0	
Diliman	84.5	89.3	93.9	94.6	98.2	95.5	98.9	100.0
Visayas	53.2	56.3	50.6	61.8	68.1	61.0	67.6	88.1
Western Mindanao State University								40.9
Western Visayas Coll of Sci and Technology							0.0	
National Passing	20.4	24.6	24.1	34.1	32.8	36.3	45.1	45.0

Appendix Figure 1. Percentage distribution of SUCs classified as to passing rate in chemistry PBE, 2004-2011



Appendix Figure 2. Percentage distribution of SUCs classified as to passing rate in criminology PBE, 2004-2011



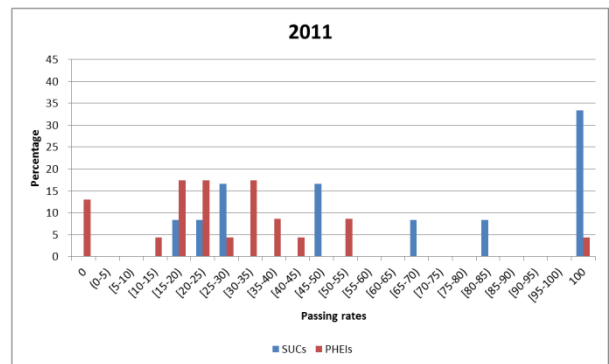
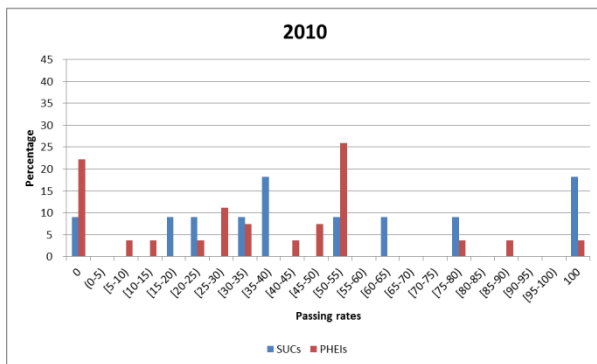
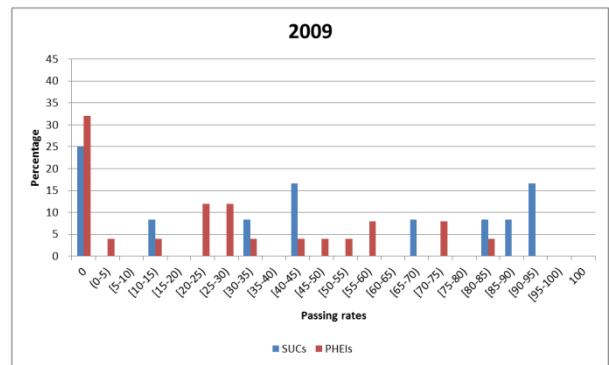
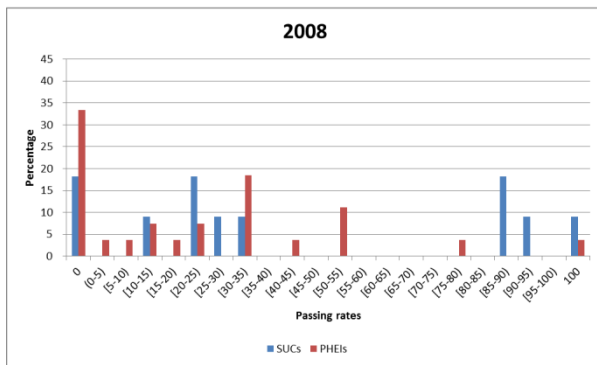
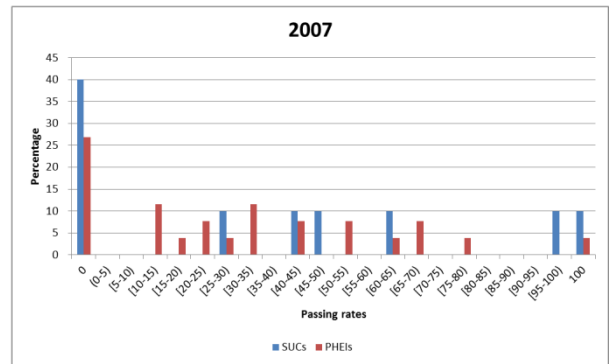
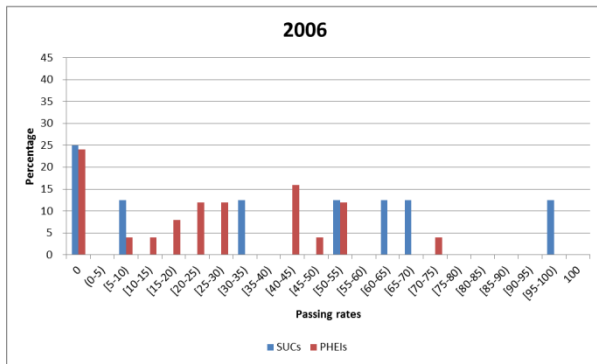
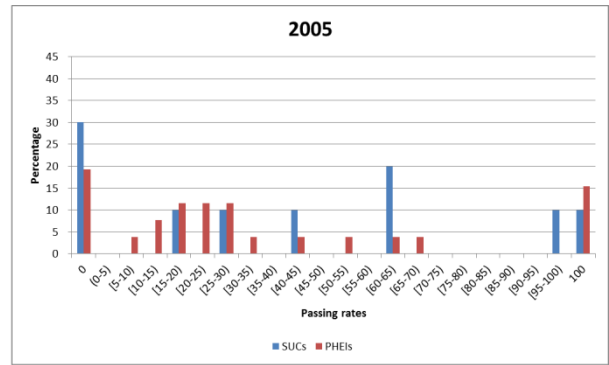
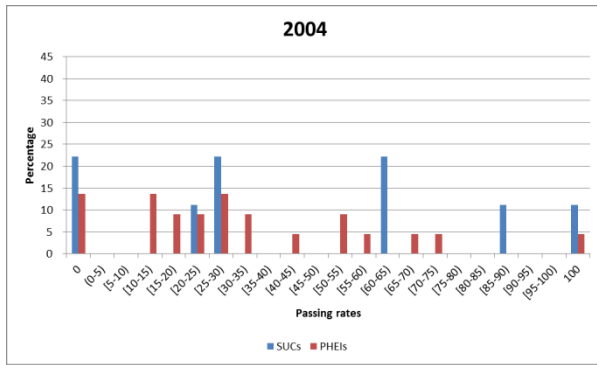
Appendix Figure 3. Percentage distribution of SUCs classified as to passing rate in electrical engineering PBE, 2004-2011



Appendix Figure 4. Percentage distribution of SUCs classified as to passing rate in electronics engineering PBE, 2004-2011



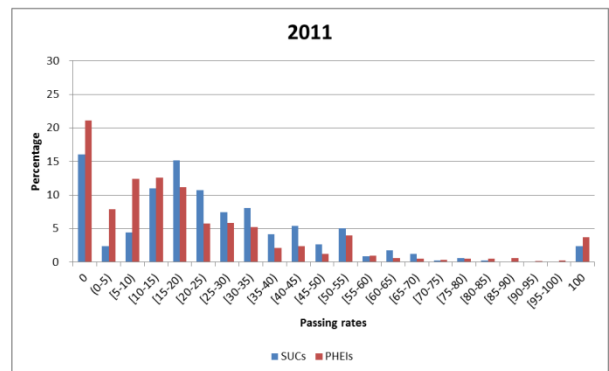
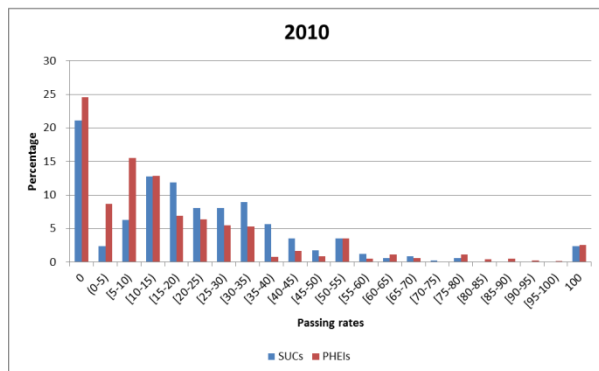
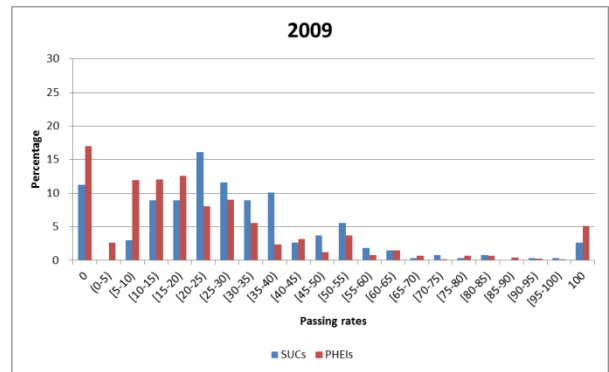
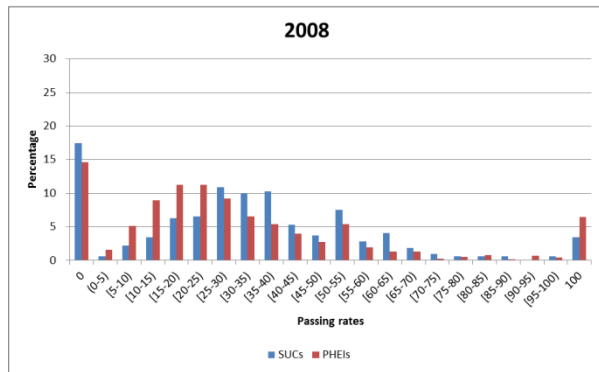
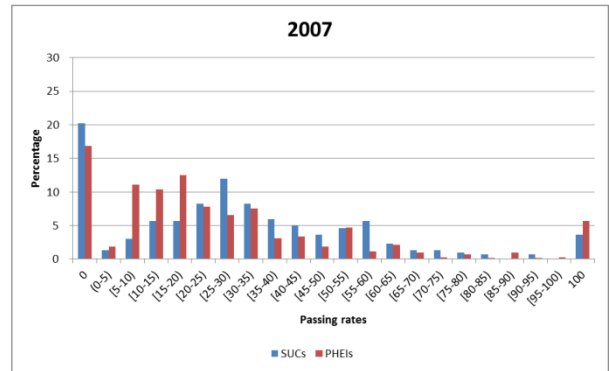
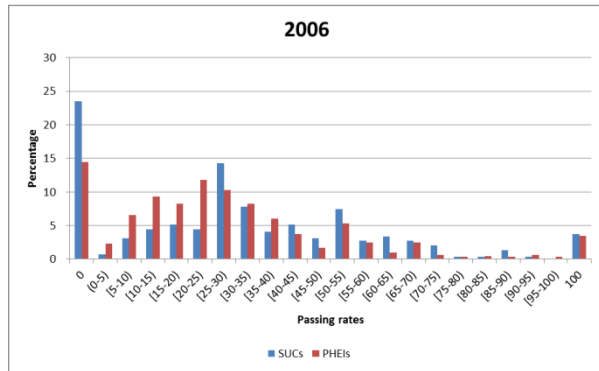
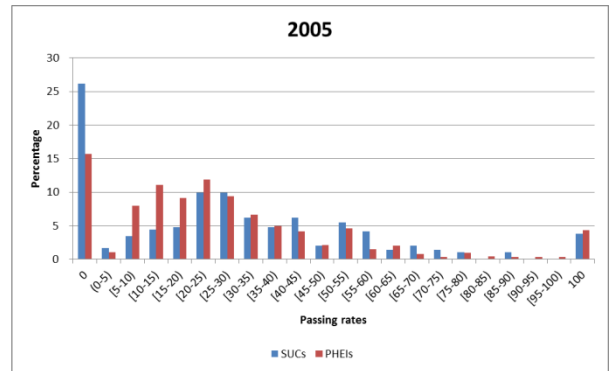
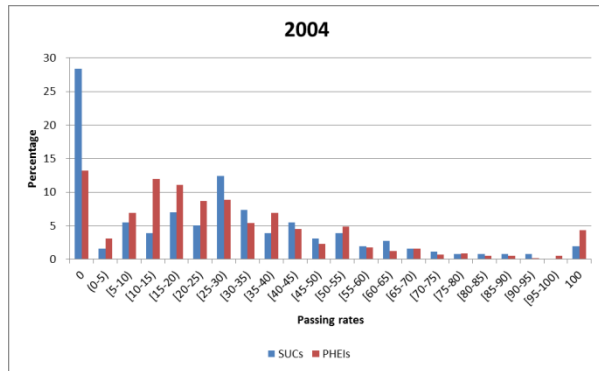
Appendix Figure 5. Percentage distribution of SUCs classified as to passing rate in geodetic engineering PBE, 2004-2011



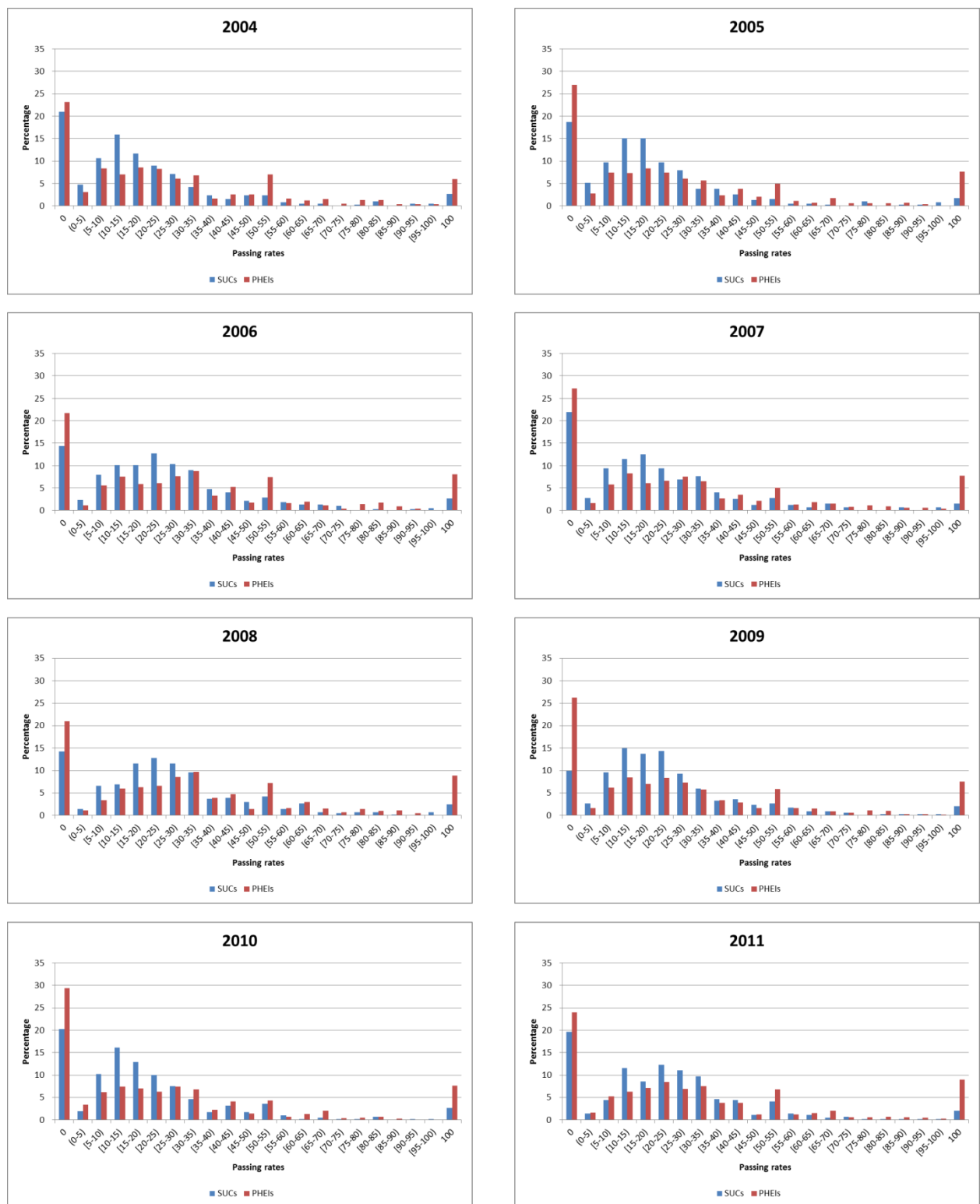
Appendix Figure 6. Percentage distribution of SUCs classified as to passing rate in social work PBE, 2004-2011



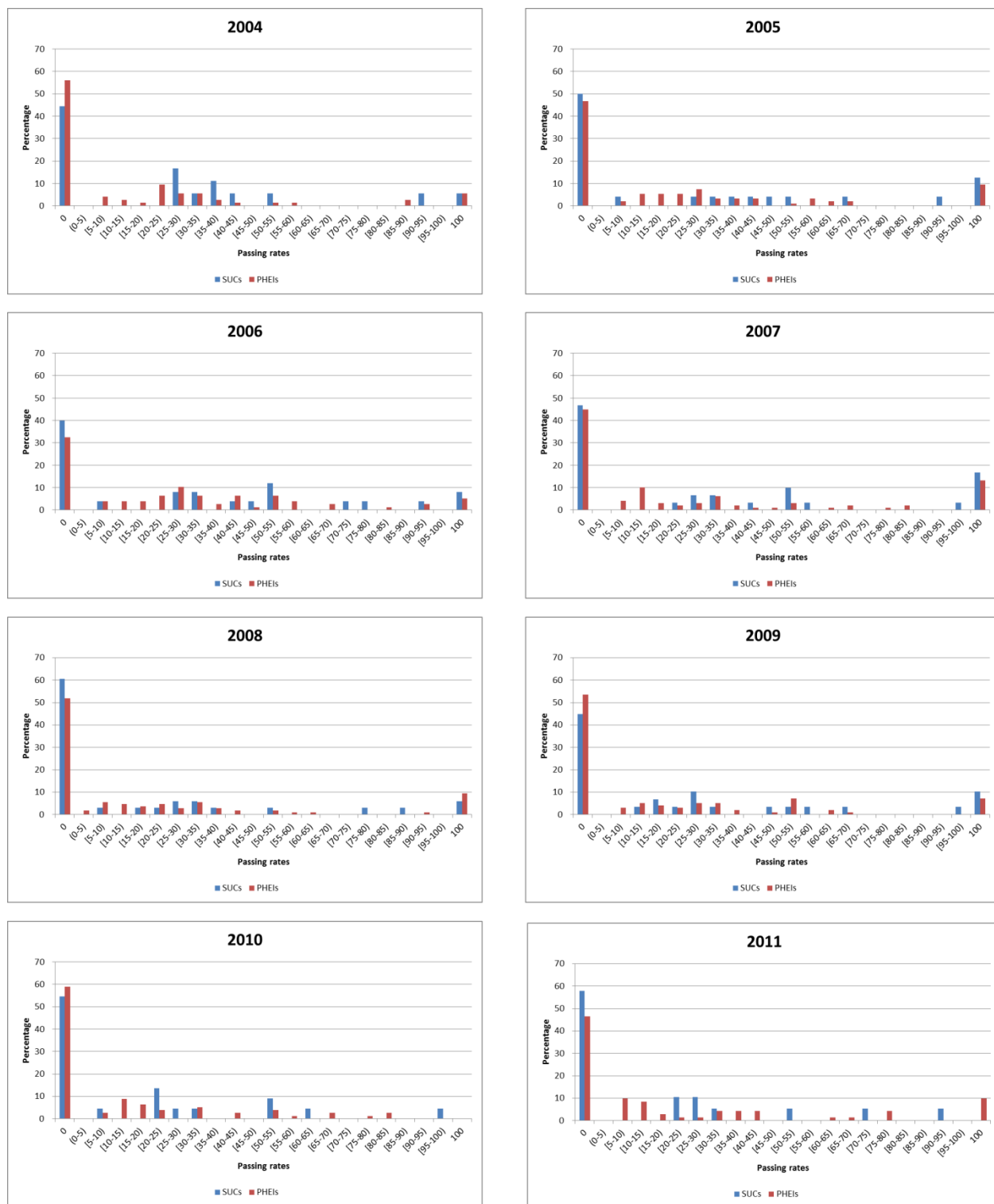
Appendix Figure 7. Percentage distribution of SUCs classified as to passing rate in elementary education \ PBE, 2004-2011



Appendix Figure 8. Percentage distribution of SUCs classified as to passing rate in secondary education PBE, 2004-2011



Appendix Figure 9. Percentage distribution of SUCs classified as to passing rate in library science PBE, 2004-2011



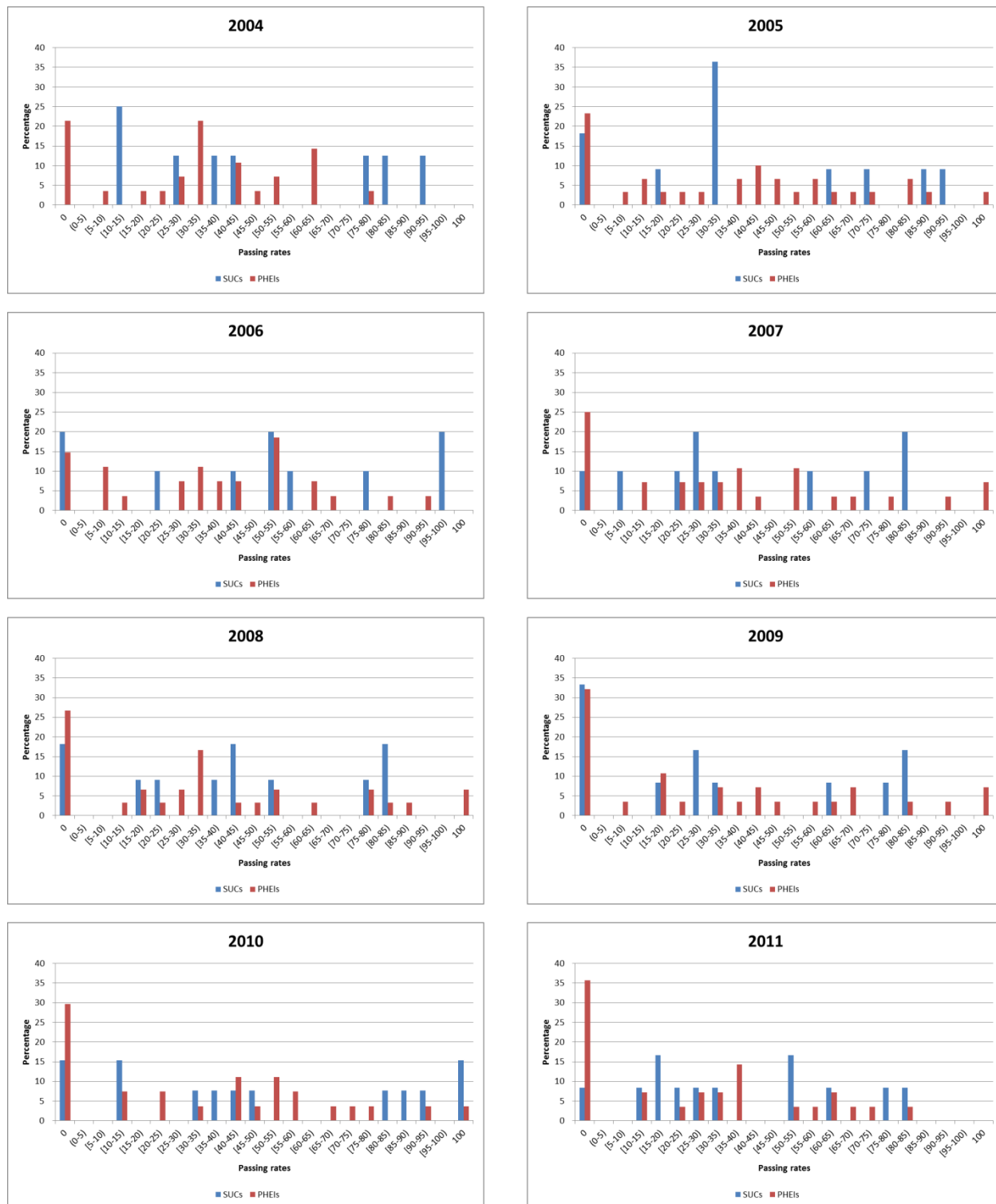
Appendix Figure 10. Percentage distribution of SUCs classified as to passing rate in forestry PBE, 2004-2011



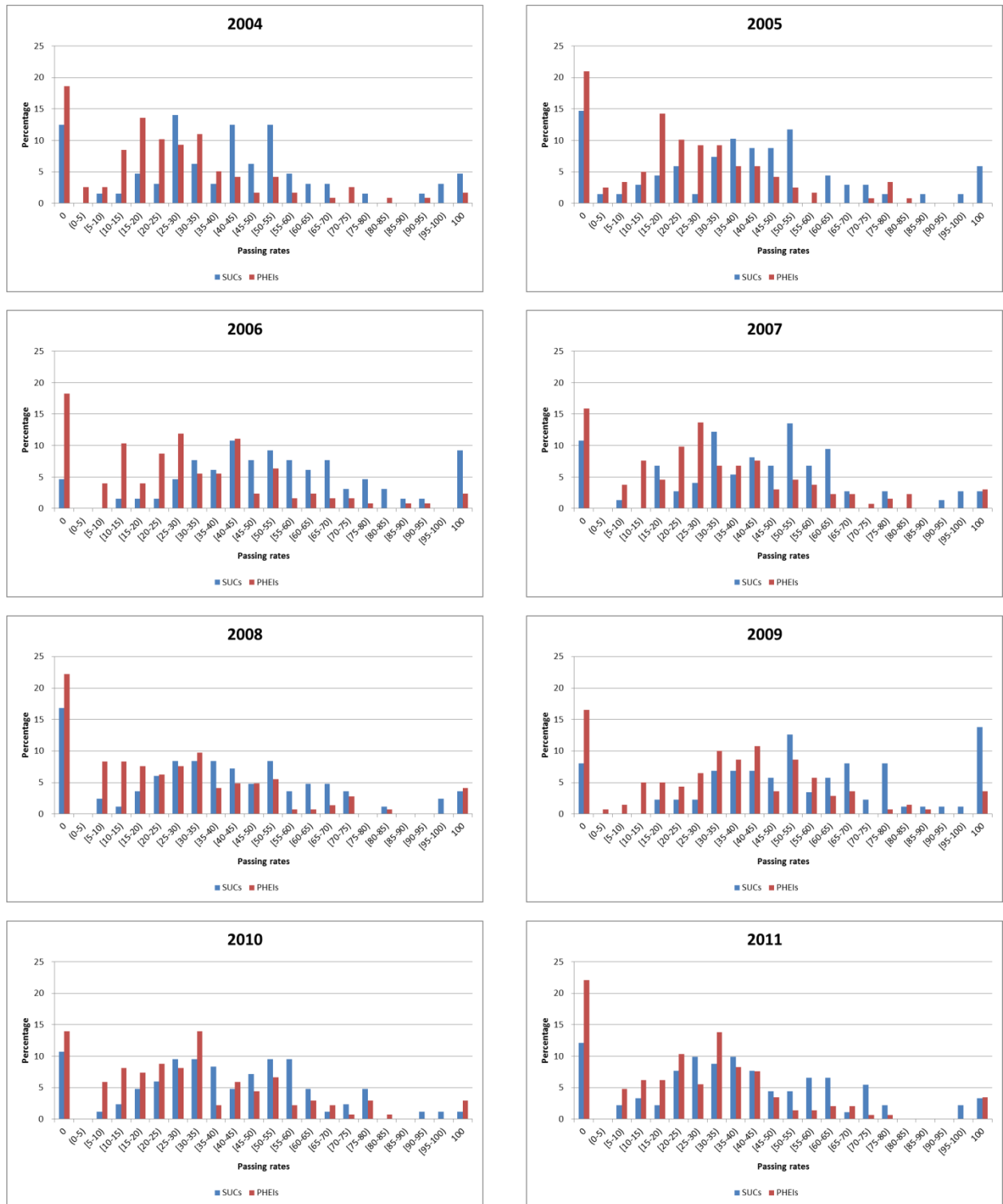
Appendix Figure 11. Percentage distribution of SUCs classified as to passing rate in environmental planning PBE, 2004-2011



Appendix Figure 12. Percentage distribution of SUCs classified as to passing rate in chemical engineering PBE, 2004-2011



Appendix Figure 13. Percentage distribution of SUCs classified as to passing rate in civil engineering PBE, 2004-2011



Appendix Figure 14. Percentage distribution of SUCs classified as to passing rate in mechanical engineering PBE, 2004-2011



Appendix Figure 15. Percentage distribution of SUCs classified as to passing rate in marine transportation PBE, 2004-2011

