

Lindbeck, Assar

Working Paper

The division of labor and the market for organizations

IZA Discussion Papers, No. 119

Provided in Cooperation with:

IZA – Institute of Labor Economics

Suggested Citation: Lindbeck, Assar (2000) : The division of labor and the market for organizations, IZA Discussion Papers, No. 119, Institute for the Study of Labor (IZA), Bonn

This Version is available at:

<http://hdl.handle.net/10419/126633>

Standard-Nutzungsbedingungen:

Die Dokumente auf EconStor dürfen zu eigenen wissenschaftlichen Zwecken und zum Privatgebrauch gespeichert und kopiert werden.

Sie dürfen die Dokumente nicht für öffentliche oder kommerzielle Zwecke vervielfältigen, öffentlich ausstellen, öffentlich zugänglich machen, vertreiben oder anderweitig nutzen.

Sofern die Verfasser die Dokumente unter Open-Content-Lizenzen (insbesondere CC-Lizenzen) zur Verfügung gestellt haben sollten, gelten abweichend von diesen Nutzungsbedingungen die in der dort genannten Lizenz gewährten Nutzungsrechte.

Terms of use:

Documents in EconStor may be saved and copied for your personal and scholarly purposes.

You are not to copy documents for public or commercial purposes, to exhibit the documents publicly, to make them publicly available on the internet, or to distribute or otherwise use the documents in public.

If the documents have been made available under an Open Content Licence (especially Creative Commons Licences), you may exercise further usage rights as specified in the indicated licence.

IZA DP No. 119

The Division of Labor and the Market for Organizations

Assar Lindbeck
Dennis J. Snower

February 2000

The Division of Labor and the Market for Organizations

Assar Lindbeck

University of Stockholm, Sweden

Dennis J. Snower

*Birkbeck College, University of London,
CEPR and IZA, Bonn*

Discussion Paper No. 119
February 2000

IZA

P.O. Box 7240
D-53072 Bonn
Germany

Tel.: +49-228-3894-0
Fax: +49-228-3894-210
Email: iza@iza.org

This Discussion Paper is issued within the framework of IZA's research area *The Future of Work*. Any opinions expressed here are those of the author(s) and not those of the institute. Research disseminated by IZA may include views on policy, but the institute itself takes no institutional policy positions.

The Institute for the Study of Labor (IZA) in Bonn is a local and virtual international research center and a place of communication between science, politics and business. IZA is an independent, nonprofit limited liability company (Gesellschaft mit beschränkter Haftung) supported by the Deutsche Post AG. The center is associated with the University of Bonn and offers a stimulating research environment through its research networks, research support, and visitors and doctoral programs. IZA engages in (i) original and internationally competitive research in all fields of labor economics, (ii) development of policy concepts, and (iii) dissemination of research results and concepts to the interested public. The current research program deals with (1) mobility and flexibility of labor markets, (2) internationalization of labor markets and European integration, (3) the welfare state and labor markets, (4) labor markets in transition, (5) the future of work, (6) project evaluation and (7) general labor economics.

IZA Discussion Papers often represent preliminary work and are circulated to encourage discussion. Citation of such a paper should account for its provisional character.

ABSTRACT

The Division of Labor and the Market for Organizations

The paper examines the determinants of the division of labor within firms. It provides an explanation of the pervasive observed changes in work organization away from the traditional functional departments and towards multi-tasking and job rotation. Whereas the existing literature on the division of labor within firms emphasizes the returns from specialization and the need for coordination of the work of different workers, the present analysis focuses on the returns from multi-tasking, which is shown to arise from informational and technological complementarities among tasks as well as from the exploitation of the versatility of human capital. The paper also explores how the move towards multi-tasking can affect the labor market, deriving implications for wage inequality, employment, and unemployment.

JEL Classification: J23, J24, L23, M12, O33

Keywords: Division of labor, specialization, multi-tasking, organization of work, technological change, information flows

Dennis J. Snower
Department of Economics
Birkbeck College
University of London
7 Gresse Street
London W1P 1PA, UK
Tel.: +44 171 631 6408
Email: dsnower@econ.bbk.ac.uk

1. Introduction

The division of labor, a central concept in economic analysis since the time of Adam Smith, has two aspects: (i) the division of labor within firms and (ii) the division of labor between firms. The former is concerned with the range of tasks performed by workers within any particular firm, while the latter deals with the range of products that any particular firm produces. Whereas these two developments have proceeded in tandem in the past, over the past decade there has been a well-documented tendency for them to move in opposite directions. On the one hand, the progressive specialization between firms continues, as large numbers of businesses in both the manufacturing and the service sectors concentrate more heavily on their "core competencies" in product lines. On the other hand, there is evidence of a progressive breakdown of occupational barriers within many firms, as corporate hierarchies are restructured and delayered, and workers are given wider ranges of responsibilities across tasks. Thus an increased division of labor *between* firms is often accompanied by a reduced division of labor *within* firms. These broad, widespread changes are documented in a growing body of empirical literature (summarized in the next section), though it is of course possible to find many specific cases where these generalizations do not apply.

This paper focuses on the division of labor *within* firms, examining the contemporary change in work organization away from the traditional "Tayloristic firms," with highly specialized workers in functional departments (e.g. production, administration, finance, design, and marketing departments) towards "holistic firms" with multi-tasking and job rotation within relatively small customer-oriented teams. The purpose of this paper is (a) to identify some major determinants of this change and highlight some important channels whereby these determinants work, and (b) to explore some implications of this change for the labor market and the distribution of firms across organizational forms.

The paper is organized as follows. Section 2 summarizes some empirical evidence for the above organizational changes. Section 3 presents a simple model of work organization and examines how changes in the division of labor within firms can be driven by changes in the determinants of the organization of work. Section 4 presents the wage and employment decisions in this context and describes the labor

market equilibrium, given the number of holistic and Tayloristic organizations. Section 5 allows restructuring of organizations and the entry of new firms, and examines the associated organizational equilibrium. Section 6 shows how advances in production and information technologies and changes in human capital and worker preferences can drive the restructuring process, whereby Tayloristic organizations turn into holistic ones and new holistic organizations enter the economy. In this context, we examine how this process can lead to a resegmentation of the labor market. Finally Section 7 concludes.

2. The Empirical Picture

Until recently, the empirical evidence of reorganization of work within firms was based on a large number of case studies.¹ Since the process is highly complex, and also gradual and uneven among firms and countries, it has been long before convincing, systematic empirical studies has emerged. The quantitative importance of the process, and its various parts, has therefore been uncertain. Nevertheless, various aspects of the process have been examined analytically in the economics literature.²

However, systematic representative empirical studies are now available. Studies for Japan established long ago the characteristics of new types of work organization, sometimes baptized "The Toyota model" (e.g. Aoki, 1984). Recent studies for the United States and Europe have documented that reorganization of work is a wide-ranging phenomenon in these parts of the world as well. For instance, a representative study by Osterman (1994) documents the process in U.S. manufacturing establishments (with 50 or more employees). One conclusion is that 55 percent of the establishments were using work teams, 43 percent work rotation, 34 percent "total quality control" (TQM) and 41 percent quality circles; only 21 percent had none of these features.³ There is also evidence that these features are new phenomena. About

¹ See, for example, Appelbaum and Bott (1994), Hammer and Champy (1993), Pfeiffer (1994), and Wikstrom and Norman (1994).

² See for instance, Carmichael and MacLeod (1993), Holmstrom and Milgrom (1991), Kramer and Mishkin (1995), Lindbeck and Snower (1996), Milgrom and Roberts (1990), and Yang and Borland (1991).

³ For firms in which at least 50 percent of the workforce was engaged in such activities, the corresponding percentage figures are 41, 27, 24, 27 and 36.

half of the observed arrangements were introduced less than five years prior to the survey year of 1992.⁴

Employee participation in decision-making within firms seems also to have increased in major West European countries (OECD, 1996, Chapt. 6). Indeed in a systematic questionnaire study among managers in this part of the world, four out of five firms report that they have taken steps in this direction (European Foundation, 1997).

The most comprehensive documentation so far of the quantitative importance of the shifts to more flexible work organization apparently pertains to the Nordic countries (NUTEK, 1996 and 1999). These studies indicate that the majority of establishments (with more than 50 employees) in all Nordic countries – specifically, 68-75 percent of these establishments – moved to more flexible organization of work during the 1990s (NUTEK, 1999, Chapt. 4).⁵ The most important elements of these reorganizations are delegation of responsibility to production workers, organized developments of human capital (training), team-work, job-rotation, and multi-tasking (reflected in an increase in the average number of tasks per employee). Daily planning of one's own work has been decentralized to individuals in 57 percent of Swedish establishments, and to work teams in 38 and 25 percent, respectively (NUTEK, 1999 chapt. 2). The figures for quality control and weekly planning of one's own work are somewhat lower, and for customer relations and maintenance considerably lower.⁶ Internal information circulation within firms is also reported to have increased. Within the teams, informal work rotation (multi-tasking) is recorded in about a fifth of the studied firms. Another finding is that the education level among the employees is higher in reorganized firms than in traditional firms.

In short, there is now empirical evidence of quantitatively important reorganizations of work within firms, resulting in increased responsibilities for both production workers and lower-level white-collar workers. In particular, these groups

⁴ 49 percent of the teams, 38 percent of the job rotation practices, 71 percent of TQM programs and 68 percent of problem-solving groups or quality circles were introduced in the period 1986-1992. These results are broadly consistent with a study for a sample of large firms by Lawler, Mohrman and Ledford (1992), according to which 66 percent of the firms in the sample have quality circles, 47 percent have self-managed work teams and 64 percent have TQM.

⁵ If work places with 10-49 employees are included, the proportion of reorganized work places decreases with about 20 percentage points.

⁶ For customer relations, the corresponding figure in Sweden (Finland) is 36 (19) percent in the case of individuals, and 13 (7) percent in the case of teams. For maintenance, the figure for Sweden (Finland) is 28 (10) percent in the case of individuals and 23 (9) percent in the case of teams.

are increasingly assigned the task to organize, administer and maintain their own work, organize training, take new initiative; maintain work norms, often within teams that allocate and co-ordinate tasks among the team members; take responsibility for product specification and product quality; negotiate with customers etc. Thus, multi-task activities and job rotation are important characteristics of the emerging new organization of work.

3. A Simple Model of Work Organization and Restructuring

For simplicity, consider a firm that employs two workers at two tasks (1 and 2) to produce a homogeneous output q . The first worker devotes the proportion τ of his available time to task 1 (and $(1-\tau)$ to task 2), while the second worker devotes the proportion T to task 2 (and $(1-T)$ to task 1). Let e_1 and e_2 be the first worker's labor endowment (labor input in efficiency units) at tasks 1 and 2, respectively; and let E_1 and E_2 be the second worker's labor endowment at these two tasks. Denoting the labor services at the two tasks by $\lambda_1 = \tau e_1 + (1-T)E_1$ and $\lambda_2 = (1-\tau)e_2 + TE_2$, the production function is

$$q = f(\lambda_1, \lambda_2), \quad f_1, f_2 > 0, f_{11}, f_{22} < 0 \quad (1)$$

The workers' labor is assumed to enter the production function symmetrically, so that we can restrict our attention to the first worker.

The worker's labor endowment e_i ($i = 1, 2$) at each task i depends on:

- (i) the *return to specialization*: the more time a worker devotes to a task, the more productive he becomes, due to learning by doing, and
- (ii) the *informational task complementarity*: the more time a worker devotes to one task, the more productive he becomes at another task, since he is able to use the information acquired at the former task to improve his performance at the latter.

It will be possible to derive simple, intuitively appealing conditions for the firm's choice of work organization if we specify these two phenomena in constant-elasticity terms. Thus let the returns to specialization for the first worker at the first task be

$$s_1 = \sigma_1 \tau^{\eta_1} \quad (2a)$$

where σ_1 and η_1^s are positive constants. In words, the returns to specialization at task 1 increase in the amount of time spent at this task.⁷ Let the corresponding informational task complementarity be

$$c_1 = \chi_1 \tau^{-\eta_1^c} \quad (2b)$$

where χ_1 and η_1^c are positive constants, i.e. the greater the amount of time the worker spends at task one, the less time is available for task 2, and thus the smaller the informational task complementarity flowing from task 2 to task 1.

Let the worker's labor endowment at task 1 be

$$e_1 = s_1 c_1 \quad (3)$$

Another aspect of the firm's production technology that plays an important role in the analysis below is the degree of *technological complementarity* among the

two tasks: $\varepsilon_{ij} = \frac{\partial f_i}{\partial \lambda_j} \frac{\lambda_j}{f_i}$, $i \neq j$, i.e. the elasticity of the marginal product of one task

with respect to the other task, which we assume constant.

Let the firm's cost of production be $\kappa = w(\tau)n + W(T)N$, where w and W are the wages of the type-1 and type-2 workers, respectively. In general these wages depend on the time allocations τ and T since workers have preference concerning specialization versus versatility at work. For simplicity, we assume that this cost function is symmetric across the two types of workers. The firm's profit is

$$\pi = q - \kappa - \phi_i \quad (4)$$

where ϕ_i is a constant restructuring cost (to be described in the next section).

The firm makes the employment decisions n and N , and the time allocation decisions τ and T , so as to maximize profit.

The first-order conditions for maximizing profit with respect to the time allocation are $(\partial\pi/\partial\tau) \geq 0$ and $(\partial\pi/\partial\tau)(1-\tau) = 0$ where

$$\frac{\partial\pi}{\partial\tau} = f_1 \cdot (1 + \eta_1^s + \eta_1^c) \cdot (s_1 \cdot c_1 \cdot n) - f_2 \cdot (1 + \eta_2^s + \eta_2^c) \cdot (s_2 \cdot c_2 \cdot n).$$

This implies that

⁷ These returns of course accrue only with the passage of time but, for analytic simplicity, we ignore this temporal dimension in our model.

$$\begin{aligned} \frac{\partial^2 \pi}{\partial \tau^2} = & (1 + \eta_1^s + \eta_1^c) \cdot (s_1 \cdot c_1 \cdot n) \cdot \left[\frac{f_1}{\tau} [\varepsilon_{11} (1 + \eta_1^s + \eta_1^c) + (\eta_1^s + \eta_1^c)] - \varepsilon_{12} \frac{f_1}{1 - \tau} (1 + \eta_2^s + \eta_2^c) \right] \\ & + (1 + \eta_2^s + \eta_2^c) \cdot (s_2 \cdot c_2 \cdot n) \cdot \left[\frac{f_2}{1 - \tau} [\varepsilon_{22} (1 + \eta_2^s + \eta_2^c) + (\eta_2^s + \eta_2^c)] - \varepsilon_{21} \frac{f_2}{\tau} (1 + \eta_1^s + \eta_1^c) \right] \end{aligned}$$

In this context, if $(\partial \pi / \partial \tau) = 0$ for $0 < \tau < 1$, and $(\partial^2 \pi / \partial \tau^2) < 0$, then the worker will be engaged in multi-tasking; otherwise the worker will specialize by task.

Within this framework of analysis it is straightforward to show that Tayloristic firms have an incentive to restructure along holistic lines in response to the following changes (naturally, provided the changes are sufficiently large):

- increases in informational task complementarities that increase the absolute value of the elasticity $\eta_j^c, j=1,2$;
- technological improvements that raise the elasticity ε_{ij} , for $i \neq j$;
- advances in human capital that enable workers to become more versatile (viz., an increase of $s_2(x)$ relative to $s_1(x)$, for any positive x , $0 \leq x \leq 1$); and
- changes in worker preferences that reduce their reservation wage for versatile work relative to that for specialized work (viz., an increase in $w'(\tau)$ for $\tau < 1/2$, and a reduction in $w'(\tau)$ for $\tau > 1/2$).

We hypothesize that changes along these lines are behind the empirically observed changes in the organization of work. An example of the first change is the introduction of computerized information systems that give employees easy access to task information within their firms and thereby encourage the exercise of multiple skills. An example of the second change is the application of flexible machine tools and programmable equipment that makes different skills more complementary to one another.

To gain insight into the determinants of the firm's work organization in the analytical context above, it is useful to begin with the special case in which both types of workers are "completely versatile," in the sense that each worker is equally productive at both tasks. For the type-1 worker this means $s_1(x) = s_2(x) = s(x)$ and $c_1(y) = c_2(y) = c(y)$ for any positive x and y , $0 \leq x, y \leq 1$. By our assumption of symmetry, $f_1 = f_2 = f'$, $\varepsilon_{11} = \varepsilon_{22} = \varepsilon_{ii}$, $\eta_1^s = \eta_2^s = \eta^s$, $\eta_1^c = \eta_2^c = \eta^c$ and $\varepsilon_{12} = \varepsilon_{21} = \varepsilon_{ij}$ for $i \neq j$. In this context, the following two propositions identify the determinants of the firm's work organization under specific conditions.

Proposition 1: *If the marginal products of labor are constant ($\varepsilon_{ij} = 0$ for $i, j = 1, 2$), then the organization of work depends only on the returns to specialization relative to the informational task complementarity. In particular, when $\eta^s + \eta^c < 0$ there is multi-tasking, and when $\eta^s + \eta^c > 0$ there is complete specialization.*

Proposition 2: *Suppose that the returns to specialization and the associated informational task complementarities⁸ are equally responsive to changes in the fraction of available time devoted to the relevant task (i.e. $\eta^s + \eta^c = 0$), then the organization of work depends only on the technological task complementarity relative to diminishing returns to labor. In particular, when $\varepsilon_{ij} > \varepsilon_{ii}$, for $i \neq j$, there is multi-tasking; and when $\varepsilon_{ij} < \varepsilon_{ii}$, for $i \neq j$, there is complete specialization.*

(The proofs are given in the Appendix A.)

Proposition 1 states that, under constant returns to labor, work will be specialized by task when an increase in the time spent at a task raises the productivity of labor at that task by more than it raises the productivity of labor at another task. In other words, there will be complete specialization when an increase in experience at a task raises the proportional returns to specialization at that task by more than it raises the associated informational task complementarities, i.e. when $\eta^s + \eta^c > 0$. Conversely, there will be multi-tasking when an increase in experience at a task raises the informational task complementarities by more than the returns to specialization, i.e. when $\eta^s + \eta^c < 0$. Thus technological improvement that reduce η^c (and thus increase the absolute value of η^c) give the firm an incentive to organize work along holistic lines.

To get an intuitive understanding of this, it is convenient to visualize the firm's profit maximization problem in terms of an opportunity locus and an isoquant in $\lambda_1 - \lambda_2$ space, as shown in Figures 1. In particular, the opportunity locus (OL) is given by $\lambda_1 = \tau e_1 + (1 - T)E_1$ and $\lambda_2 = (1 - \tau)e_2 + TE_2$, and the isoquant (IQ) is given by $f(\lambda_1, \lambda_2) = \bar{q}$ (a constant). The firm's problem is to choose the time allocation τ so as to reach the highest isoquant achievable along its opportunity locus. It can be shown that when $\eta^s + \eta^c > 0$, the opportunity locus OL is convex (in Figure 1a). If $\varepsilon_{ij} = 0$ for $i, j = 1, 2$, then the isoquant IQ is linear in $\lambda_1 - \lambda_2$ space. When workers are completely versatile, the opportunity locus is symmetric in $\lambda_1 - \lambda_2$ space, and by our symmetry

assumption across tasks, the isoquant is symmetric in the same sense. Then highest isoquant is reached at the two end-points of the opportunity locus: $(0, \bar{\lambda}_2)$ and $(\bar{\lambda}_1, 0)$, which implies complete specialization, as shown in Fig. 1a.⁹

On the other hand, when $\eta^s + \eta^c < 0$, the opportunity locus OL is concave, as illustrated in Figure 1b. Then, clearly, the highest linear isoquant is attained in the interior of the opportunity locus, at $(\lambda_1^*, \lambda_2^*)$ in the figure. This implies multi-tasking, with $\tau^* = 1/2$ in this special case.

Proposition 2 states that if an increase in the fraction of time devoted to a task raises the returns to specialization at that task by the same proportional amount as the associated informational task complementarities ($\eta^s + \eta^c = 0$), the organization of work will involve complete specialization when the marginal product of labor service i ($i=1,2$) diminishes more rapidly with labor service j ($j \neq i$) than with labor service i : $\varepsilon_{ij} < \varepsilon_{ii}$. Conversely, there will be multi-tasking when $\varepsilon_{ij} > \varepsilon_{ii}$. Thus technological improvements that raise the elasticity ε_{ij} , for $i \neq j$, provide an incentive for holistic work organization.

It can be shown that if $\eta^s + \eta^c = 0$, the opportunity locus OL is linear; and if $\varepsilon_{ij} < \varepsilon_{ii}$, the isoquant IQ is concave to the origin, as shown in Figure 1c. Thus, the highest isoquant is once again attained at the end-points of the opportunity, and workers will specialize by task. However, if $\varepsilon_{ij} > \varepsilon_{ii}$, the isoquant is convex to the origin, as illustrated in Figure 1d. Here the highest isoquant is reached in the interior of the linear opportunity locus, so that workers engage in multi-tasking.

We are now in a position to embed our analysis of work organization into a simple model of the labor market.

4. Wage and Employment Determination

Let us examine how the reorganization of work leads to a resegmentation of the labor market, in which the traditional occupational (task-oriented) boundaries

⁸ In other words, the returns to specialization at task i and the informational task complementarity flowing from task j to task i , where $i \neq j$.

⁹ Needless to say, this solution should not be characterized as one of multiple equilibria. Rather, when the workers are completely versatile, both types of workers are identical, and thus the firm finds it worthwhile to devote half its workforce to task 1 and the other half to task 2.

break down and the distinction between versatile workers (who can perform multiple tasks) and non-versatile ones (who can perform only one) becomes more important instead. For this purpose, it now becomes appropriate to differentiate workers in terms of their degree of versatility. For expositional simplicity, it will be convenient to assume that workers of type i ($i=1,2$) can each be divided into two distinct groups: “versatile workers” who are capable of both tasks and “non-versatile workers” who are capable of only one.

The labor endowment of a type-1 versatile worker at task i ($i = 1,2$) is that described above: $e_i = s_i \cdot c_i$, $i = 1,2$.¹⁰ The labor endowment of non-versatile type-1 workers is $e_1 = s_1(1) \cdot c_1(0)$.¹¹

Let a fixed proportion α of the working population be able to perform task 1 and an identical proportion be able to perform task 2. Of the groups of workers able to perform one particular task, a fixed proportion β is also able to perform the other task. Letting the working population be denoted by L , the aggregate supply of versatile type-1 workers (A_1^v) and versatile type-2 workers (A_2^v) is $A_1^v = A_2^v = \alpha\beta L$, and the aggregate supply of non-versatile type-1 (A_1^s) and non-versatile type-2 workers (A_2^s) is $A_1^s = A_2^s = (1 - \alpha \cdot \beta)L$. We assume that holistic organizations require only versatile workers, whereas the Tayloristic ones are able to use both versatile and non-versatile ones.

We make the standard assumption that the wage and employment decisions are made in two stages: first the wage is set through bargaining between each firm and its employees, taking the employment repercussions into account; then the employment decisions are made, taking the wage as given. Since this paper does not seek to make a contribution to the wage bargaining literature, we will simply adopt a standard specification of a wage bargaining equation (yielded by a variety of union and other bargaining models, as well as various efficiency wage models). Specifically, we suppose that the negotiated wage depends inversely on the unemployment rate and

positively on the reservation wage: $w_j^o = w_j^o(u_j, r_j)$, $\frac{\partial w_j^o}{\partial u_j} < 0$, $\frac{\partial w_j^o}{\partial r_j} > 0$, where u_j is

¹⁰ We continue to assume, for simplicity, that the versatile type-1 and type-2 workers have symmetric comparative advantages across tasks.

¹¹ Similarly for the type-2 worker. In words, a non-versatile worker has the endowment that a versatile worker would have if he performed only the first task.

the unemployment rate ($u_j \equiv 1 - (N_j^D / N_j^S)$, N_j^D is the aggregate demand, and N_j^S is the aggregate supply), and r_r is the reservation wage (at which workers are indifferent between employment and unemployment), for any homogenous group j of workers.¹² We assume that versatile workers have a higher reservation wage for Tayloristic jobs than for holistic ones. In particular each versatile worker's reservation wage at Tayloristic jobs is r^+ (a constant) and every other worker's reservation wage is r^- (another constant), where $r^+ > r^-$.

Next, consider the equilibrium in the labor market, taking the number of Tayloristic organizations (F_T) and the number of holistic ones (F_H) as given. To capture some common differences between holistic and Tayloristic organizations in practice, we parameterize our model so that, in the labor market equilibrium,¹³ employment per Tayloristic organization exceeds employment per holistic organization ($n_T^* > n_H^*$ and $N_T^* > N_H^*$), and the holistic wage exceeds the Tayloristic wage ($w_H^* > w_T^*$ and $W_H^* > W_T^*$).¹⁴ Since the holistic wage is higher than the Tayloristic wage in the labor market equilibrium and since versatile workers have a preference for holistic over Tayloristic work, the aggregate supply of workers¹⁵ available to the holistic firms is the aggregate supply of versatile workers of that type, $\alpha\beta L$.¹⁶

For expositional brevity, the aggregate labor market equilibrium is illustrated in Figure 2, and the algebraic description is relegated to Appendix B. On the

¹² Holistic organizations, as noted, employ only the versatile workers. By symmetry, the type-1 and type-2 versatile workers have the same marginal product and the same reservation wage and thus receive the same wage. In Tayloristic organizations the marginal products of versatile and non-versatile type-1 workers are identical (and similarly for the type-2 workers), and we assume that these organizations pay the same wage to workers from both groups. (Allowing them to pay different wages to versatile and non-versatile workers would make no substantial difference to our conclusions.)

¹³ The implications of dropping these assumption are described below.

¹⁴ This requires that the fixed costs of production (described below) have the following properties: (i) the fixed cost ϕ_T of operating the Tayloristic organization must be sufficiently large relative to the fixed cost ϕ_H of operating the holistic organization or (ii) the number of versatile workers is sufficiently small relative to the number of non-versatile ones, or both. To see this, observe that (as we will show in the next section) the greater is the fixed cost ϕ_T relative to ϕ_H , the smaller will be the equilibrium number of Tayloristic organizations relative to the number of holistic ones. Consequently, the larger will be the size of the Tayloristic organization in terms of employment relative to that of the holistic organization, and the lower will be the Tayloristic wage relative to the holistic wage. Moreover, the smaller is the holistic labor supply relative to the Tayloristic one, the greater will be the equilibrium holistic wage relative to the Tayloristic one.

¹⁵ This is the supply of type-1 workers. Recall that the symmetry properties above permit us to focus just on type-1 workers.

¹⁶ Under these circumstances, the labor market equilibrium can be derived recursively: the holistic equilibrium may be computed first, and this equilibrium then determines the supply of labor to the Tayloristic market, whose equilibrium may be derived next.

horizontal axis, aggregate Tayloristic employment, $L_T^* = F_T \cdot (n_T^* + N_T^*)$ is measured from left to right, and aggregate holistic employment, $L_H^* = F_H \cdot (n_H^* + N_H^*)$, is measured from right to left. The aggregate Tayloristic and holistic labor demand curve are denoted by L_T^D and L_H^D , respectively; and the associated wage setting curves are denoted by WS_T and WS_H . The total working age population (measured from left to right) is given by L .

The equilibrium wage and employment level in the Tayloristic (holistic) sector is given by the intersection between the aggregate Tayloristic (holistic) labor demand curve and the corresponding wage setting curve. The workers not employed in either the Tayloristic or holistic sectors are unemployed; the equilibrium unemployment level is denoted by U^* in the figure.

This is our picture of a segmented labor market. Note that the segmentation does not follow the traditional lines that distinguish between skilled and unskilled workers, unionized and non-unionized workers, and so on, but rather the segmentation is related to the organization of work. On this basis, we will later examine how the process of reorganizing work can lead to a “resegmentation” of the labor market.

The above labor market equilibrium is derived for a given number of holistic and Tayloristic organizations. The next step in our analysis is to examine the market for these organizations.

5. Equilibrium in the Market for Organizations

To model the restructuring process and determine the equilibrium number of holistic and Tayloristic organizations, we need to explain the conditions when organizations of each type enter and exit from the economy and when organizations restructure. For this purpose, we distinguish between three sets of fixed costs:¹⁷

(i) the fixed costs expended by incumbent firms to remain in operation: ϕ_H for a holistic firm and ϕ_T for a Tayloristic one (where ϕ_T and ϕ_H are positive constants);¹⁸

¹⁷ These costs are represented ϕ_i by in the profit function (4), above.

¹⁸ Since Tayloristic firms usually have greater returns to scale (*ceteris paribus*), we will assume that $\phi_H < \phi_T$.

(ii) the fixed costs of reorganization: ρ_{TH} for a Tayloristic organization to restructure into a holistic one, and ρ_{HT} for a holistic firm to become a Tayloristic one (where ρ_{TH} and ρ_{HT} are positive constants); and

(iii) the fixed costs of entry: θ_H to enter the holistic sector and θ_T to enter the Tayloristic one (where θ_H and θ_T are positive constants).

We assume, plausibly, that $\phi_H < \rho_{TH}$, θ_H and $\phi_T < \rho_{HT}$, θ_T .

Entry into the holistic organization market proceeds until the profit of the entrant is reduced to zero:¹⁹

$$\Pi_{EH}^* = 0 \quad (6a)$$

The number of firms $F_H = \underline{F}_H$, which fulfills this condition may be called the “minimum sustainable number of holistic organizations”, since any smaller number would induce the entry of new holistic organizations. Similarly, the entry condition for the Tayloristic organization market is

$$\Pi_{ET}^* = 0 \quad (6b)$$

The value $F_T = \underline{F}_T$ which fulfills this condition may be termed the “minimum sustainable number of Tayloristic organizations.”

Reorganization of Tayloristic organizations into holistic ones proceeds until the profit from continuing to operate a Tayloristic organization is equal to that from transforming into a holistic one:

$$\Pi_T^* = \Pi_{TH}^* \quad (6c)$$

The value $F_T = \bar{F}_T$ which fulfills the reorganization condition may be called the “maximum sustainable number of Tayloristic organizations”, since any greater number would induce Tayloristic organizations to transform into holistic ones. Similarly, the holistic reorganization condition is

$$\Pi_H^* = \Pi_{HT}^* \quad (6d)$$

and \bar{F}_H is the “maximum sustainable number of holistic organizations”.

The market for organizations is in equilibrium whenever the number of holistic organizations lies between its maximum and minimum sustainable levels and similarly for the number of Tayloristic organizations:

¹⁹ The algebraic expressions of the entry and restructuring conditions for the linearized labor demand and wage setting equations are given in Appendix B.

$$\underline{F}_H \leq F_H^* \leq \bar{F}_H \quad \text{and} \quad \underline{F}_T \leq F_T^* \leq \bar{F}_T \quad (7)$$

If, on the other hand, this condition is not satisfied, then the number of organizations will change. (For example, if $F_H^* < \underline{F}_H$, then the number of holistic organizations increases.)

Figure 3 provides an illustrative example of a range of equilibria in the market for organizations. On the horizontal axis, the number of Tayloristic organizations is measured from left to right, and the number of holistic organizations is measured from right to left. Π_T^* , Π_{HT}^* , and Π_{ET}^* are the profit curves of Tayloristic firms in operation, firms that have turned into Tayloristic firms, and Tayloristic firms that have just entered the economy, respectively. These curves are all downward sloping (measured from left to right). The reason is that, in Figure 2, if the number of holistic firms increases, the aggregate holistic labor demand curve L_H^D shifts upwards, raising the equilibrium holistic wage w_H^* and reducing profit π_H^* of each holistic firm.²⁰ The figure presupposes that the costs of entry exceed the costs of restructuring from holistic to Tayloristic organization (thus $\theta_H > \rho_{TH}$ and $\theta_T > \rho_{HT}$). For this reason the Π_H^* curve lies above the Π_{TH}^* curve, which in turn lies above the Π_{EH}^* curves.

Similarly, the profit curves Π_H^* , Π_{TH}^* , and Π_{EH}^* for each holistic scenario also show an inverse relation between profit and the number of holistic firms. Once again, the figure assumes that the costs of entry exceed the costs of restructuring, now from Tayloristic to holistic organization.

In the figure, for example, every combination (F_H^*, F_T^*) lying within the interval between \bar{F}_T and \bar{F}_H in the figure may be an organizational equilibrium.²¹ Beginning from such an equilibrium, the next section investigates the forces inducing reorganization and entry into the holistic sector and explores the implications of these developments for the labor market.

²⁰ For simplicity, the profit curves are drawn for just one of the segments of the wage setting curve. Over both segments, clearly, the profit curves would have a kink.

²¹ There is of course no reason why the \underline{F}_H point should necessarily lie to the left of the \bar{F}_T point, or why the \bar{F}_H point should necessarily lie to the left of the \underline{F}_T point.

6. The Restructuring Process and the Labor Market

We now analyze how the major forces driving the restructuring process - advances in production and information technologies, and improvements in human capital - influence the labor market. Once again, for brevity, we illustrate our results in figures, leaving algebra to Appendix B.

We consider two types of sustained advances in production and information technologies: ones that increase the technological and informational task complementarities (as described in Section 2) and ones that reduce the holistic fixed cost ϕ_H (while the Tayloristic fixed cost ϕ_T remains unchanged).

How these changes affect the labor market depends on whether the restructuring condition (6c) or the entry condition (6a) is binding in the initial equilibrium.²² Specifically, our analysis above has the following implications:

Proposition 3: *Consider technological advances that (a) increase the technological and information task complementarities, (b) reduce the fixed cost of operating holistic organizations, and (c) increase the number of versatile workers. These advances have the following effects on the labor market above.*

1. *Suppose that the restructuring condition (6c) is binding in the initial equilibrium.*
 - (a) *Then the above technological advances lead first to a “restructuring phase”, in which Tayloristic organizations are transformed into holistic ones: the high-wage holistic sector expands, the lower-wage Tayloristic sector contracts, and unemployment expands.*
 - (b) *This is followed by an “entry phase”, in which new holistic organizations enter the economy: the high-wage holistic sector continues to expand, the lower-wage Tayloristic sector remains constant, and unemployment contracts.*
2. *Now suppose that the entry condition (6a) is binding in the initial equilibrium. Then the above technological advances lead directly to the entry phase.*

To see this, observe that advances that increase the technological and informational task complementarities or that reduce the fixed cost of operating holistic organizations cause the profit curves Π_{TH}^* , and Π_{EH}^* to rise through time, while the profit curve Π_T^* remains unchanged, as shown in Figure 4. Furthermore, increases in the supply of versatile workers, induced through education and training, leads to a fall the holistic wage setting curve (by raising the supply of workers to holistic firms). Consequently, the profit curves Π_{TH}^* , and Π_{EH}^* again rise. Under these circumstances,

²² As shown in Figure 3, a necessary condition for the restructuring condition to be binding is that the entry cost exceeds the restructuring cost. Furthermore, a sufficient condition for the entry condition to be binding is that the restructuring cost exceeds the entry cost.

if the economy is initially in an organizational equilibrium, determined by condition (7), then it eventually will become worthwhile for Tayloristic organizations to be restructured into holistic ones and/or new holistic firms to enter.

Suppose that the restructuring condition (6c) is binding in the initial equilibrium, so that the technological changes above lead some Tayloristic firms to turn into holistic ones. In Figure 4, the profit curve Π_{TH}^* of the restructured organizations rises to Π'_{TH} , while the profit curve Π_T^* of incumbent Tayloristic organizations remains unchanged. As result, the intersection between these two curves shifts to the left, increasing the number of holistic organizations and reducing the number of Tayloristic ones.

The increase in the number of holistic organizations shifts the holistic labor demand curve upward in Figure 2. Consequently, the equilibrium holistic wage rises and the equilibrium level of aggregate holistic employment rises as well.

The fall in the number of Tayloristic organizations F_T^* , associated with the rise in the number of holistic organizations F_H^* , reduces the equilibrium aggregate Tayloristic employment and also reduces the equilibrium Tayloristic wage.²³ In terms of Figure 2, the Tayloristic labor demand curve shifts downward, and the Tayloristic labor supply curve shifts to the left. If the number of non-versatile workers is large, the Tayloristic equilibrium lies at the intersection of the labor demand curve and the lower segment of the wage setting curve, and then equilibrium employment and the wage in the Tayloristic sector both fall. If, on the other hand, the number of non-versatile workers is small, the Tayloristic equilibrium lies at the intersection of the labor demand curve and the upper segment of the wage setting curve, and then the Tayloristic wage setting curve will shift upwards in response to the rise in holistic employment. As result, Tayloristic employment will fall by more and the Tayloristic wage will fall by less than in the previous scenario.

Assuming that employment per Tayloristic organization exceeds the employment per holistic organization and that the unemployment rate among single-

²³ If the number of non-versatile workers is sufficiently large to satisfy the Tayloristic labor demand, then the fall in Tayloristic employment is driven solely by the fall in the number of Tayloristic organizations. Yet if the number of non-versatile workers is small enough to make it necessary for the Tayloristic organizations to hire some versatile workers, then the employment decline in the Tayloristic sector is also driven by the rise in the number of holistic organizations, which reduces the labor supply to the Tayloristic organizations and shifts the wage setting equation upwards (since the reservation wage rises).

skill workers exceeds that among the versatile ones, the rise in aggregate holistic employment will be less than the corresponding fall in Tayloristic employment, and hence unemployment rises.

As technological progress shifts the profit curves Π_{TH}^* , and Π_{EH}^* upwards by equal amounts while leaving the profit curve Π_T^* unchanged, the restructuring of Tayloristic into holistic organizations will eventually be replaced by entry of new holistic organizations. In terms of our model, this means that the entry condition (6a) becomes binding, replacing the restructuring condition (6c).

It is easy to see why. Given the number of holistic and Tayloristic organizations, the technological progress above raises an organization's profit from entry into the holistic sector by the same amount as the profit from restructuring a Tayloristic organization into a holistic one, since the gross holistic profit (π_H^*) remains unchanged. But as the number of holistic organizations increases, an organization's profit from entry into the holistic sector falls at a slower rate than the profit from restructuring a Tayloristic organization into a holistic one. The reason is that, as the restructuring process reduces the number of Tayloristic organizations, the profit of each remaining incumbent Tayloristic organization rises (since the wage in the Tayloristic sector falls), and this provides a disincentive to restructure. There is no corresponding disincentive to enter the holistic sector.

This is illustrated in Figure 4. Here we consider an initial equilibrium at Point A, where the marginal organization entering the holistic sector makes zero profit, and the marginal Tayloristic organization that restructures into a holistic one makes zero profit as well. Then the technological change raises the profit curve Π_{EH}^* by the same amount as the profit curve Π_{TH}^* . Thus, the magnitude of the upward shift from Π_{EH}^* to Π_{EH}' in the figure is equal to the magnitude of the upward shift of the profit curve from Π_{TH}^* to Π_{TH}' .

The restructuring process moves the economy from Point A to B in the figure (i.e. the number of holistic organizations increases by AB and the number of Tayloristic organizations falls by an equal amount). But at Point B there are still positive profits to be made from entering the holistic sector. The reason is that the intersection of the profit curve Π_{EH} with the horizontal axis shifts to the left by a larger amount (from Point A to C) than the intersection of the profit curve Π_{TH} with

the profit curve Π_T (from Point A to Point B). Consequently, the number of holistic organizations increases by $\Delta F_H^* = BC$ in the figure. Since the aggregate number of organizations has increased by ΔF_H^* , the left-hand vertical axis shifts leftwards by an equal amount, pulling the Tayloristic incumbent organization's profit curve leftwards by an equal amount as well (from Π_T^* to Π_T' in the figure).

At Point C, however, the profit from restructuring a Tayloristic into a holistic organization (given by Π_{TH}') is less than the profit from remaining a Tayloristic organization (given by Π_T'). Thus when the technological progress in the following period shifts the holistic profit curves upwards again, only entry into the holistic sector - but no restructuring - will take place.

On the other hand, if the entry condition is binding in the initial equilibrium, then – by the analysis above – the technological changes above will ensure that the entry condition remains binding. Then, as the holistic profit curves shift upwards, the number of holistic firms increases while the number of Tayloristic ones remains constant. As result unemployment declines.

7. Concluding Thoughts

Our analysis attempts to provide a new perspective on the organization of work. The recent literature on the division of labor within firms (e.g. Becker and Murphy (1992), Bolton and Dewatripont (1994), and Yang and Borland (1991)) focuses primarily on the returns to specialization relative to the costs of co-ordination *across workers*. It shows, among other things, that as the costs of communication among workers decline, the returns to specialization rise relative to the co-ordination costs and consequently the division of labor within firms increases. Another branch of the literature (e.g. Baumgardner (1988), Kim (1989), and Stigler (1951)) shows that as the size of the market increases (due to, say, economic growth or the expansion of international trade), the greater is the division of labor that it supports. Yet another branch (e.g. Holmstrom and Milgrom (1991)) shows how the division of labor within firms depends on the degree to which performance on particular tasks is measurable and the degree to which wages affect task performance. These contributions do not, however, explain how educational achievements and recent technological advances - particularly, the application of improved information technologies and the

introduction of flexible machine tools and programmable, multi-purpose equipment - may lead to a *reduced* division of labor within firms. Our analysis has done so by examining changes in the division of labor from the perspective of the *intra-personal* returns from multi-tasking, rather than the *inter-personal* returns from co-ordination of worker activities or the incentive effects of wages.

In particular, our analysis has focused on how complementarities among tasks can be exploited when individual workers use their experience at one task to improve their performance at another task. In practice, this phenomenon - versatility across tasks, the ability to combine different tasks in meeting a customer's needs, the ability to apply the knowledge gained at one task to improve productivity at another task - can take on a wide variety of forms. There are abundant examples of this: the use of customer information gained from sales activities to improve product design, the use of technological information gained from production activities to improve financial accounting practices, the use of employee information gained from training activities to improve work practices, work rotation on the shop floor among blue-collar workers, and so on. The literature on organizational restructuring (cited in Section 2) suggests that nowadays this phenomenon plays an increasingly important role in the restructuring of work. In this context the introduction of new computer technologies and versatile capital equipment can enhance inter-task complementarities and thereby lead to a decline in the division of labor within firms.

In this context, the paper has examined the implications of these changes in the market for organizations and the labor market. In effect, the above changes in the division of labor "resegment" the labor market, raising the earnings versatile workers relative to non-versatile ones. Our analysis indicates that when the restructuring constraint is binding, the developments above initially lead to a "restructuring phase," in which some Tayloristic organizations are transformed into holistic ones and unemployment expands. The result is rising labor market segmentation in the sense of greater inequality of employment opportunities. If the restructuring process is driven by increases in informational and technological task complementarities or by reductions in returns to scale, the wages of versatile workers rise relative to those of the non-versatile ones. But if the process is driven by improvements in human capital that increase the supply of versatile workers, the movement in relative wages in the holistic versus Tayloristic sectors depends on the degree to which the supply of versatile workers increases relative to the holistic labor demand.

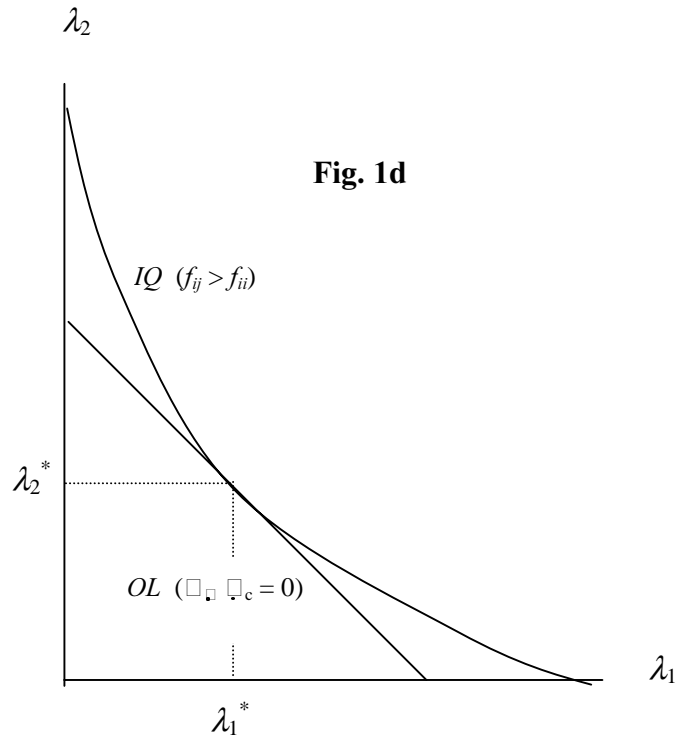
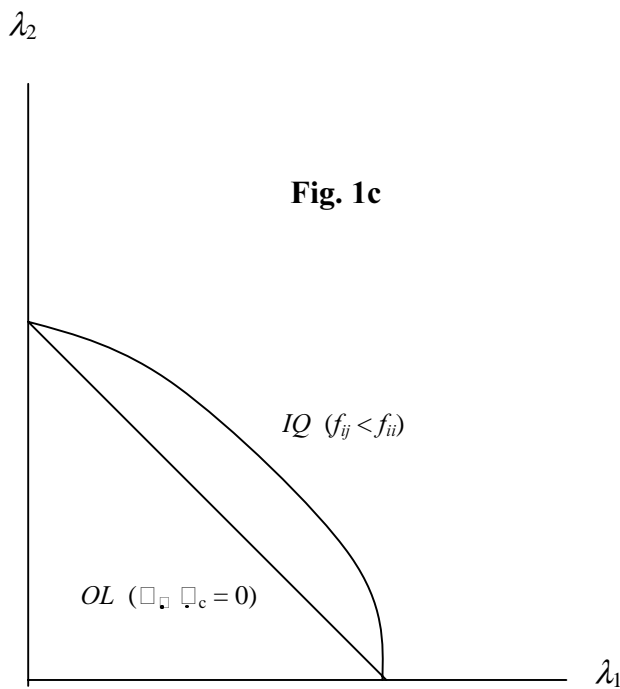
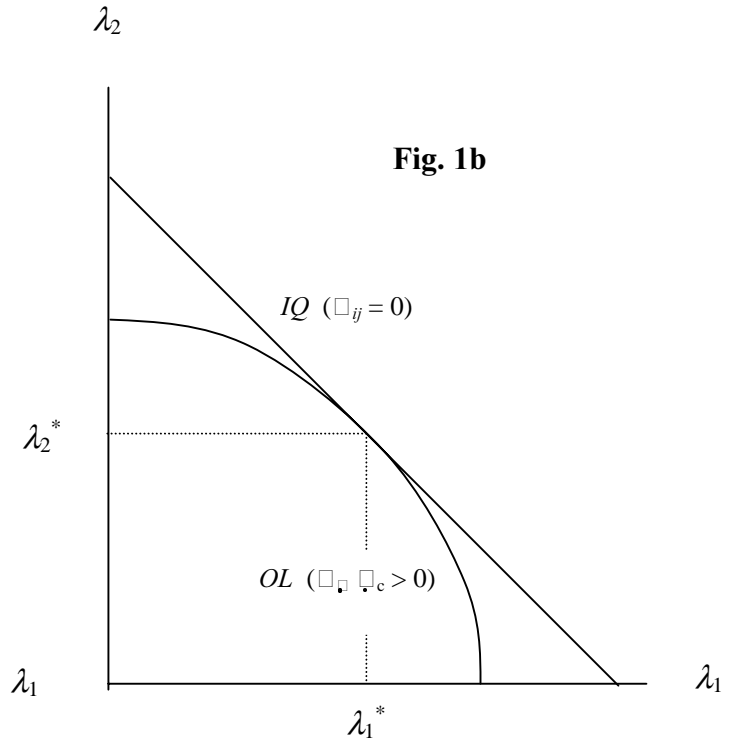
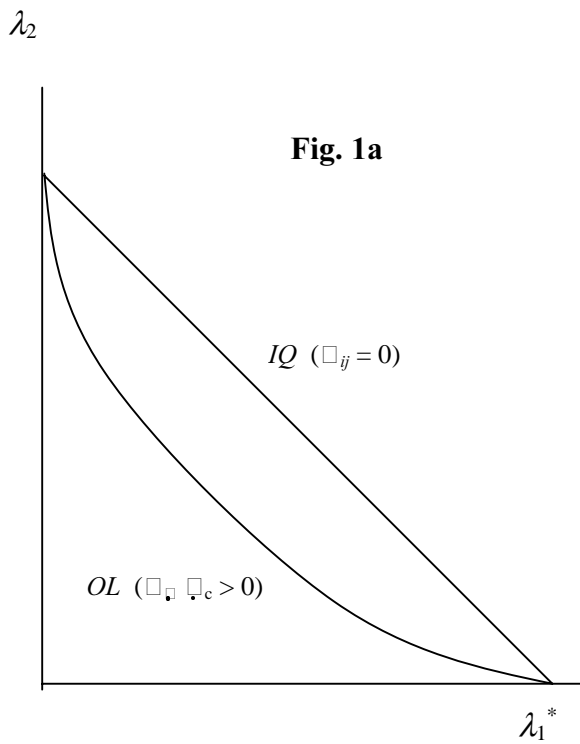
Furthermore, our analysis shows that the restructuring phase is followed by an “entry phase,” in which the holistic sector expands, the Tayloristic sector stops contracting, and unemployment falls. In contrast to the increasing labor market segmentation in the restructuring phase, the entry phase is characterized by less labor market segmentation, since the holistic sector no longer grows at the expense of the Tayloristic one. The analysis also shows that when the entry constraint is binding, the developments above lead directly to the entry phase, without intervening restructuring phase.

It is worth noting that the “general training” that leads to an increased supply of versatile workers, potentially useful to all firms, has an influence quite different in our model from that in the standard human capital theory. In the latter, general training raises wages in all firms since it raises workers’ productivity all over the economy. In our theory, by contrast, general training increases the supply of labor to holistic organizations and thereby expands the holistic sector at the expense of the Tayloristic one and reduces holistic wages relative to Tayloristic ones.

References

- Aoki, Masahiko (1984), *The Economic Analysis of the Japanese Firm*, Amsterdam: North-Holland.
- Appelbaum, Eileen and Rosemary Bott (1994), *The New American Workplace*, ILR Press: New York.
- Baumgardner, James R. (1988), “The Division of Labor, Local Markets, and Worker Organization,” *Journal Of Political Economy*, 96, 509-27.
- Becker, Gary S., and Kevin M. Murphy (1992), “The Division of Labor, Coordination Costs and Knowledge,” *Quarterly Journal of Economics*, 107(4), 1137-1160.
- Bolton, Patrick, and Mathias Dewatripont (1994), “The Firm as a communication Network,” *Quarterly Journal of Economics*, 109(4), 809-839.
- Carmichael, H. Horne and W Bentley MacLeod (1993), Multi-tasking Technical Change and the Japanese Firm," *Economic Journal* 103, 142-60.
- Cutcher-Gerschenfeld, Joel (1991), "The Impact on Economic Performance of a Transformation in Workplace Relations," *Industrial and Labor Relations Review*, 44(2), 241-60.
- European Foundation (1997), *New Forms of Work Organization. Can Europe realise its potential?* Dublin.
- Hammer, Michael and James Champy (1993) *Reengineering the Corporation*, Harper Business, New York.

- Holmstrom, Bengt, and Paul Milgrom (1991), "Multitask Principal-Agent Analyses: Incentive Contracts, Asset Ownership, and Job Design," *Journal of Law, Economics, and Organization*, 7 Sp, 24-52.
- Holmstrom, Bengt, and Paul Milgrom (1994), "The firm as an Incentive System," *American Economic Review*, 84(4), 972-91.
- Kim, Sunwong (1989), "Labor Specialization and the Extent of the Market," *Journal of Political Economy*, 97(3), 692-705.
- Kremer, Michael and Erik Mishkin (1995), "Segregation and the Rise in Inequality," mimeo.
- Lawler, Edward, Susan Mohrman and Gerald Ledford (1992), *Employee Involvement and Total Quality management: practices and Results in Fortune 1000 Companies*, San Fransisco: Jossey-Bass.
- Lindbeck, Assar and Dennis J. Snower (1996), "Reorganization of Firms and labor Market Inequality", *American Economic Review, Papers and Proceedings*, May.
- Milgrom, Paul and John Roberts (1990), "The Economics of Modern Manufacturing, Technology, Strategy and Organization", *American Economic Review*, vol.?, 511-28.
- NUTEK (1996), *Towards Flexible Organisations*, Stockholm: Swedish national Board for Industrial and Technical Development, B 1996:6.??
- NUTEK (1999), "Flexibility Matters: Flexible Enterprises in the Nordic Countries, Stockholm: Swedish national Board for Industrial and Technical Development.
- OECD (1996), *Technology, Productivity and Job relation*, vol. 2 Analytical Report.
- Osterman, Paul (1994), "How Common is Workplace Transformation and Who Adopts It?" *Industrial and labor Relations Review* Jan. vol. 47(2), 173-89.
- Pfeiffer, Jeffrey (1994) *Competitive Advantage through people*, Harvard Business School Press, Boston, Mass.
- Pfeiffer, Jeffrey (1994), *Competitive Advantage Through People*, Boston: Harvard University Press.
- Stigler, George J. (1951), "The Division of Labor is Limited by the Extent of the Market," *Journal of Political Economy*, 59, 185-93.
- Wikström, Solveig and Richard Norman (1994) *Knowledge and Value*, London: Routledge.
- Yang, Ziaokai and Jeff Borland (1991) "A Microeconomic Mechanism for Economic Growth, *Journal of Political Economy* 99, 460-82.



Figures 1: Work Organization: Instructive Special Cases

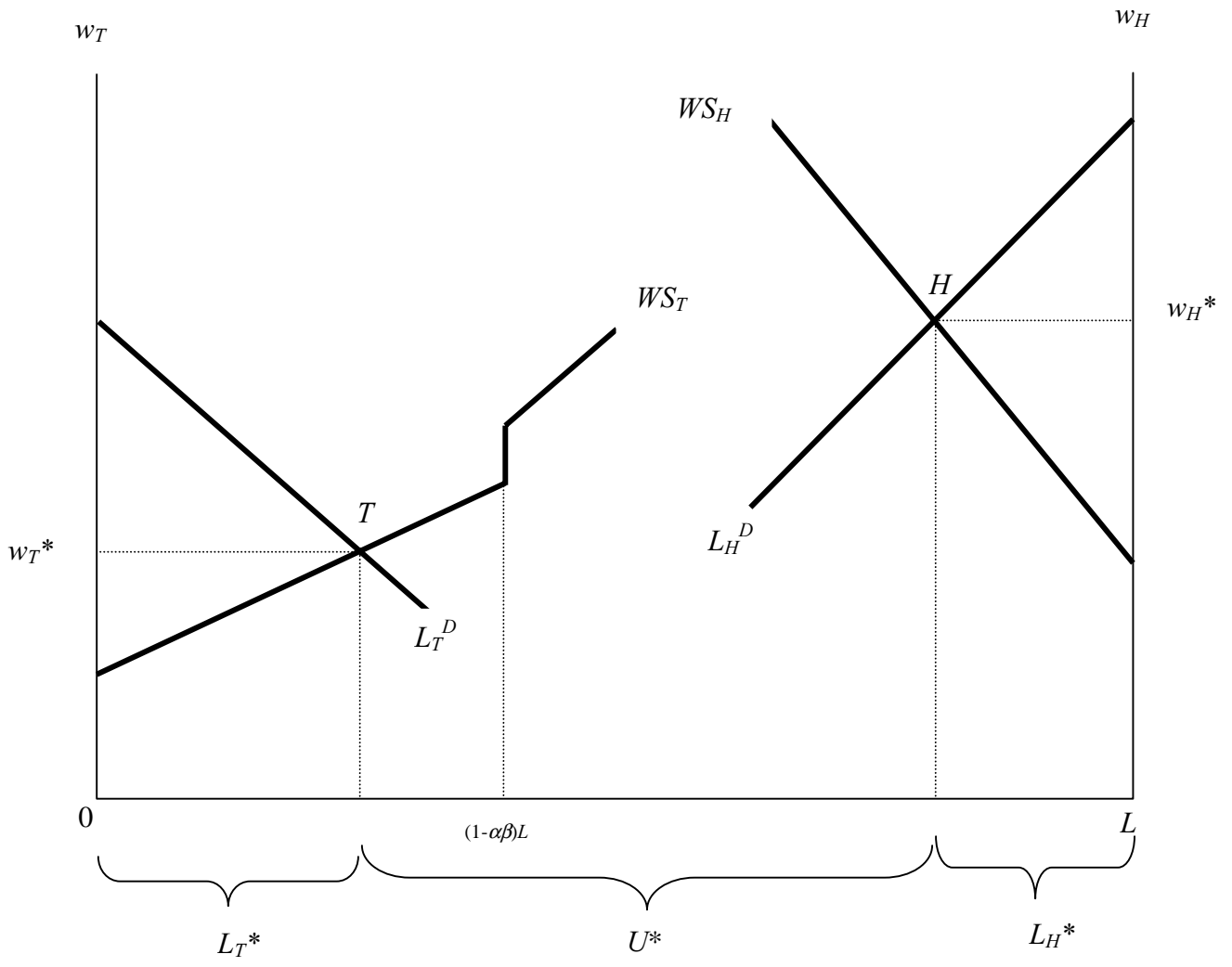


Figure 2: The Labor Market Equilibrium

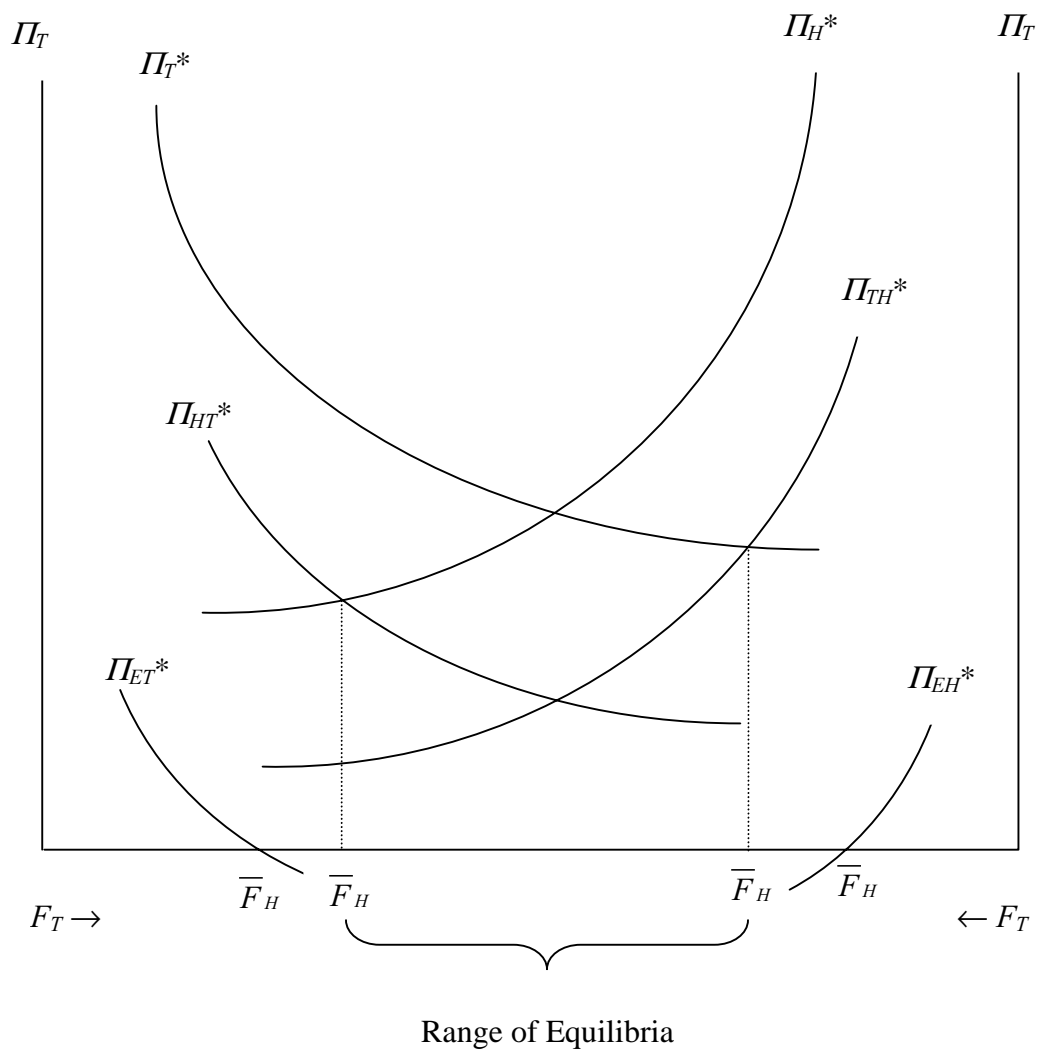


Figure 3: Equilibrium in the Market for Organizations

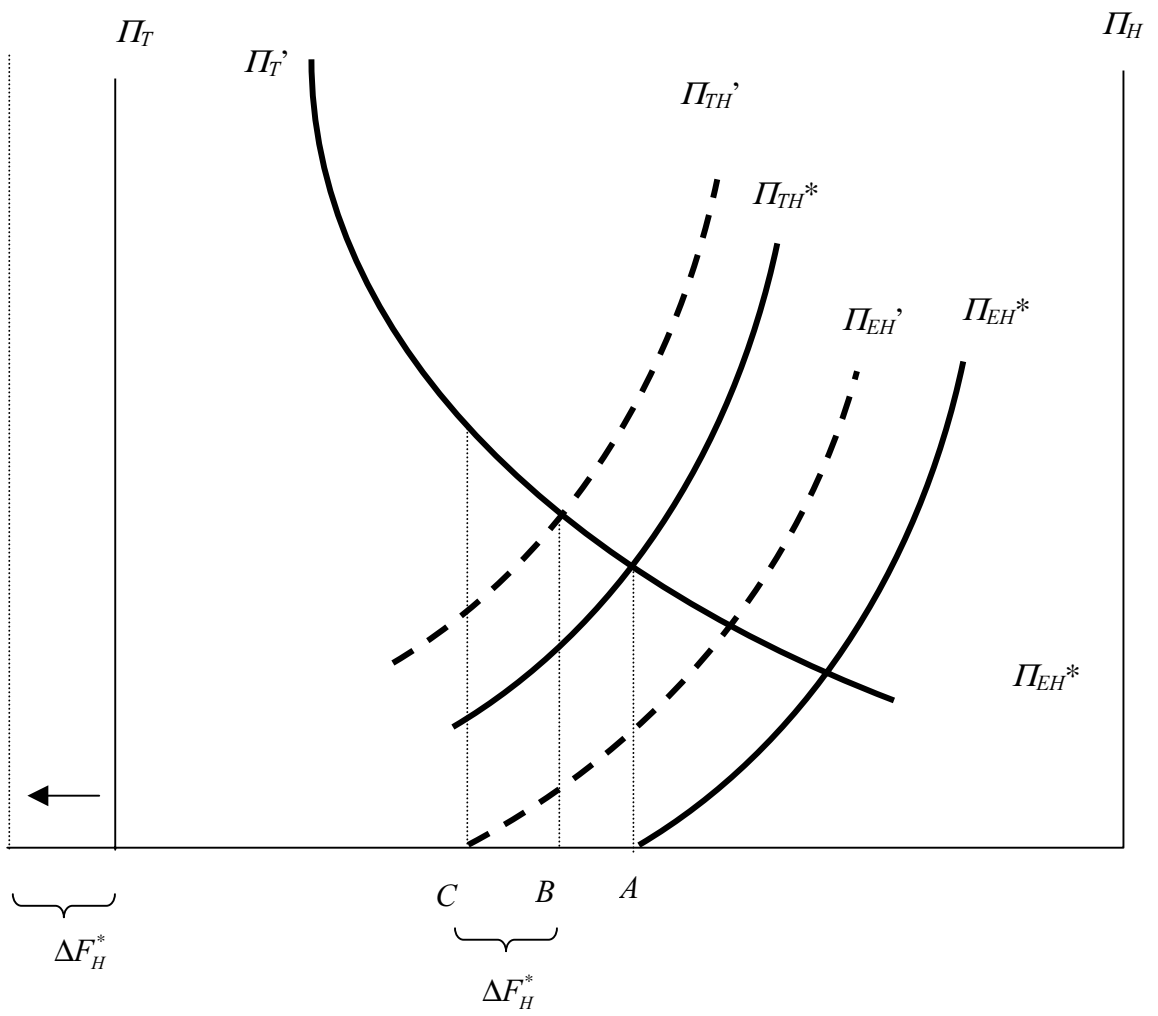


Figure 4: Restructuring versus Entry

Appendix A: Determinants of Work Organization

The profitability of a marginal reallocation of the workers' time across tasks is

$$\frac{\partial \pi}{\partial \tau} = f_1 \cdot (1 + \eta_1^s + \eta_1^c) \cdot (s_1 \cdot c_1 \cdot n) - f_2 \cdot (1 + \eta_2^s + \eta_2^c) \cdot (s_2 \cdot c_2 \cdot n) \quad (\text{A1})$$

and the rate of increasing or decreasing returns to the marginal time reallocation is

$$\begin{aligned} \frac{\partial^2 \pi}{\partial \tau^2} = & (1 + \eta_1^s + \eta_1^c) \cdot (s_1 \cdot c_1 \cdot n) \cdot \left[\frac{f_1}{\tau} \left[\varepsilon_{11} (1 + \eta_1^s + \eta_1^c) + (\eta_1^s + \eta_1^c) \right] - \varepsilon_{12} \frac{f_1}{1 - \tau} (1 + \eta_2^s + \eta_2^c) \right] \\ & + (1 + \eta_2^s + \eta_2^c) \cdot (s_2 \cdot c_2 \cdot n) \cdot \left[\frac{f_2}{1 - \tau} \left[\varepsilon_{22} (1 + \eta_2^s + \eta_2^c) + (\eta_2^s + \eta_2^c) \right] - \varepsilon_{21} \frac{f_2}{\tau} (1 + \eta_1^s + \eta_1^c) \right] \end{aligned} \quad (\text{A2})$$

When workers are completely versatile condition (A2) reduces to

$$\frac{\partial^2 \pi}{\partial \tau^2} = 4(1 + \eta^s + \eta^c) \cdot (s \cdot c \cdot n) \cdot \left[f' \cdot \left[\varepsilon_{ii} (1 + \eta^s + \eta^c) + (\eta^s + \eta^c) \right] - \varepsilon_{ij} \cdot f' (1 + \eta^s + \eta^c) \right] \quad (\text{A3})$$

When the marginal products of labor are constant ($\varepsilon_{ij} = 0$ for $i, j = 1, 2$), condition (A3) becomes

$$\frac{\partial^2 \pi}{\partial \tau^2} = 4(1 + \eta^s + \eta^c) \cdot (s \cdot c \cdot n) \cdot \left[f' \cdot \left[\varepsilon_{ii} (1 + \eta^s + \eta^c) + (\eta^s + \eta^c) \right] - \varepsilon_{ij} \cdot f' (1 + \eta^s + \eta^c) \right]$$

Appendix B: The Labor Market

For algebraic simplicity, but without loss of generality, we assume constant returns to labor ($f_1 = \bar{f}_1$ and $f_2 = \bar{f}_2$ are constants) and suppose that each firm faces a resource cost $\psi_i(n_i)$ in conjunction with type-1 labor and $\Psi_i(N_i)$ in conjunction with type-2 labor (e.g. capital services, training), where $\psi_i', \Psi_i' > 0$, and $\psi_i'', \Psi_i'' > 0$, so that as employment rises, increasingly costly resources are brought into use. Maximizing the profit function (4) with respect to the time allocation τ , we obtain the time allocation decision $\tau_H = \tau_H^*$ for holistic organizations and $\tau_T^* = 1$ for Tayloristic organizations. Maximizing the profit function with respect to employment n yields the number of people employed in the Tayloristic and holistic organizations:¹

$$n_i = g_i(a_i - w_i), \quad \text{where} \quad a_i = \bar{f}_1 \cdot s_1(\tau_i^*) \cdot c_1(1 - \tau_i^*) \cdot \tau_i^* + \bar{f}_2 \cdot s_2(1 - \tau_i^*) \cdot c_2(\tau_i^*) \cdot (1 - \tau_i^*)$$

and $g = (\psi')^{-1}$.

¹Since non-versatile type- i workers ($i=1,2$) are equally productive as type- i versatile workers who specialize at task i , the Tayloristic organization's labor demand function for these two types of workers is the same. The second-order conditions for profit maximization are guaranteed by ψ_j'', Ψ_j'' .

The Holistic Market

The nature of the equilibrium in the holistic market depends on the demand for versatile workers (given by the labor demand function g_H) relative to the supply of them ($L_H^S = \alpha \cdot \beta$). There are two equilibrium scenarios, the first of which is illustrated by point H in Figure 2:

- If the demand for versatile workers is “small” relative to the supply, the equilibrium is given by the intersection between the labor demand curve and the wage setting curve:²

$$\begin{aligned} L_H^D &= F_H \cdot 2 \cdot g_H(a_H - w_H) \\ w_H^o &= w_H^o \left(\frac{N_H^D}{\alpha \cdot \beta}, r^- \right) \\ w_H &= w_H^o \end{aligned} \tag{S1H}$$

(where the first argument of the wage setting function is the unemployment rate of versatile workers, $(1 - (L_H^D / L_H^S))$ and $L_H^S = \alpha \cdot \beta$).

- If the demand for versatile workers is “large” relative to the supply, the equilibrium is given by the intersection between the labor demand curve and the labor supply curve:

$$\begin{aligned} L_H^D &= F_H \cdot 2 \cdot g_H(a_H - w_H) \\ L_H^S &= \alpha \cdot \beta \\ L_H^D &= L_H^S \end{aligned} \tag{S2H}$$

The Tayloristic Market

There are three possible equilibrium scenarios for the Tayloristic labor market, depending on the Tayloristic labor demand relative to the supply of non-versatile workers relative to versatile ones. The first of these scenarios is illustrated by point T in Figure 2:

- If the demand for non-versatile workers is “small” relative to the supply, the Tayloristic organizations do not need to hire versatile workers (who demand a higher wage than the non-versatile workers since their reservation wage is higher), and thus only the supply of non-versatile workers, $L_T^S = 1 - \alpha \cdot \beta$, is relevant to

Tayloristic wage determination. Then the labor market equilibrium is given by the intersection of the Tayloristic labor demand curve and the lower segment of the wage setting curve (where workers have the reservation wage r^-):

$$\begin{aligned} L_T^D &= F_T \cdot 2 \cdot g_T(a_T - w_T) \\ w_T^o &= w_T^o \left(\frac{L_T^D}{1 - \alpha \cdot \beta}, r^- \right) \\ w_T &= w_T^o \end{aligned} \quad (\text{S1T})$$

- If the demand for non-versatile workers relative to the supply is in the “intermediate” range, the Tayloristic organizations hire some, but not all, of the available versatile workers. Thus the labor supply that is relevant to wage determination in the Tayloristic market is $L_T^S = 1 - L_H^*$, and the equilibrium is given by the intersection between the labor demand curve and the upper segment of the wage setting curve (where the marginal worker has the reservation wage r^+):

$$\begin{aligned} L_T^D &= F_T \cdot 2 \cdot g_T(a_T - w_T) \\ w_T^o &= w_T^o \left(\frac{L_T^D}{1 - L_H^*}, r^+ \right) \end{aligned} \quad (\text{S2T})$$

- If the demand is “large” relative to the supply, the Tayloristic organizations hire all the available non-versatile and versatile workers. Then the equilibrium is given by the intersection between the labor demand curve and the labor supply curve:

$$\begin{aligned} L_T^D &= F_T \cdot 2 \cdot g_T(a_T - w_T) \\ L_T^S &= (1 - L_H^*) \\ L_T^D &= L_T^S \end{aligned} \quad (\text{S3T})$$

The Labor Market Equilibrium and Labor Market Segmentation

A simple explicit solution for the labor market equilibrium may be obtained if we linearize the labor demand and wage setting curves at the labor market equilibrium point. (None of our qualitative conclusions depend on this linearization, however.) Specifically, for positive constants γ_H and γ_T , let the aggregate holistic and Tayloristic labor demands³ be $L_H^D = F_H \cdot 2 \cdot \gamma_H \cdot (a_H - w_H)$ and $L_T^D = F_T \cdot 2 \cdot \gamma_T \cdot (a_T - w_T)$. Regarding the scenarios in which the wage setting curves help determine the labor

² The equation number (S1H) represents “scenario 1 for the holistic market. By symmetry, the sum of the aggregate labor demands for the type-1 and type-2 workers is equal to twice the aggregate demand for the type-1 worker.

market equilibrium, let the holistic wage setting curve (when the labor demand is “small” relative to the supply) be $w_H^o = (\delta L_H^D / \alpha \cdot \beta) + r^-$, for a positive constant δ , and let the Tayloristic wage setting curve be $w_T^o = (\delta L_T^D / (1 - \alpha \cdot \beta)) + r^-$ when the demand is “small” relative to the supply, and $w_T^o = (\delta L_T^D / (1 - L_H^*)) + r^+$ when there is an “intermediate” demand.

Then, in the holistic Scenario 1H (a “small” holistic demand), the equilibrium employment-wage combination is

$$L_H^* = \frac{F_H \cdot 2 \cdot \gamma_H \cdot (a_H - r^-) \cdot \alpha \cdot \beta}{\alpha \cdot \beta + F_H \cdot 2 \cdot \gamma_H \cdot \delta}, \quad w_H^* = \delta \cdot \frac{F_H \cdot 2 \cdot \gamma_H \cdot (a_H - r^-)}{\alpha \cdot \beta + F_H \cdot \gamma_H \cdot 2 \cdot \delta} + r^-$$

(S1H')

and in the holistic Scenario 2H (a “large” holistic demand), it is

$$L_H^* = \alpha \cdot \beta, \quad w_H^* = a_H - \frac{\alpha \cdot \beta}{F_H \cdot 2 \cdot \gamma_H} \quad (\text{S2H}')$$

Given these two alternative equilibria, the Tayloristic equilibrium employment-wage combination in Scenario 1T (a “small” Tayloristic demand) is

$$L_T^* = \frac{F_T \cdot 2 \cdot \gamma_T \cdot (a_T - r^-) \cdot (1 - \alpha \cdot \beta)}{(1 - \alpha \cdot \beta) + F_T \cdot 2 \cdot \gamma_T \cdot \delta}, \quad w_T^* = \delta \cdot \frac{F_T \cdot 2 \cdot \gamma_T \cdot (a_T - r^-)}{(1 - \alpha \cdot \beta) + F_T \cdot 2 \cdot \gamma_T \cdot \delta} + r^-$$

(S1T')

in Scenario 2T (an “intermediate” Tayloristic demand), it is

$$L_T^* = \frac{F_T \cdot 2 \cdot \gamma_T \cdot (a_T - r^+) \cdot (1 - L_H^*)}{(1 - L_H^*) + F_T \cdot 2 \cdot \gamma_T \cdot \delta}, \quad w_T^* = \delta \cdot \frac{F_T \cdot 2 \cdot \gamma_T \cdot (a_T - r^+)}{(1 - L_H^*) + F_T \cdot 2 \cdot \gamma_T \cdot \delta} + r^+$$

(S2T')

and in Scenario 3T (a “large” Tayloristic demand) it is

$$L_T^* = 1 - L_H^*, \quad w_T^* = a_T - \frac{1 - L_H^*}{F_H \cdot 2 \cdot \gamma_H} \quad (\text{S3T}')$$

The $M^* = 1 - L_H^* - L_T^*$ workers who do not find employment in the holistic or Tayloristic organizations remain unemployed and receive their reservation wage $r = r$.

In short, the labor market is segmented into a holistic sector, a Tayloristic sector, and unemployment. It is on this account that the process whereby Tayloristic

³Linearizing these labor demand implies holding constant the second partial derivatives of the output function. Clearly, this still permits the existence of technological task complementarities.

firms are restructured into holistic ones has profound effects on labor market segmentation.

For the linearized labor demand and wage setting equations, the zero profit condition is

$$2 \cdot \left[(\bar{f}' - w_H^*) \cdot \gamma_H \cdot (a_H - w_H^*) - \psi_H (\gamma_H \cdot (a_H - w_H^*)) \right] - \phi_H - \theta_H = 0 \quad (20Ha)$$

where

$$w_H^* = \left(\delta \cdot \frac{2 \cdot \gamma_H \cdot (a_H - r^-)}{\frac{\alpha \cdot \beta}{F_H} + \gamma_H \cdot 2 \cdot \delta} + r^-, \quad a_H - \frac{\alpha \cdot \beta}{F_H \cdot 2 \cdot \gamma_H} \right) \quad (20Hb)$$

in the Scenario 1H and 2H, respectively.

The reorganization condition is

$$\begin{aligned} & 2 \cdot \left[(\bar{f}' - w_T^*) \cdot \gamma_T \cdot (a_T - w_T^*) - \psi_T (\gamma_T \cdot (a_T - w_T^*)) \right] \\ & = 2 \cdot \left[(\bar{f}' - w_H^*) \cdot \gamma_H \cdot (a_H - w_H^*) - \psi_H (\gamma_H \cdot (a_H - w_H^*)) \right] - \phi_H - \rho_{TH} \end{aligned} \quad (21Ta)$$

where w_H^* in Scenarios 1H and 2H is given by (20Hb), and

$$w_T^* = \left(\delta \cdot \frac{2 \cdot \gamma_T \cdot (a_T - r^-)}{\frac{1 - \alpha \cdot \beta}{F_T} + 2 \cdot \gamma_T \cdot \delta} + r^-, \quad \delta \cdot \frac{2 \cdot \gamma_T \cdot (a_T - r^+)}{\frac{1 - L_H^*}{F_T} + 2 \cdot \gamma_T \cdot \delta} + r^+, \quad a_T - \frac{1 - L_H^*}{F_H \cdot 2 \cdot \gamma_H} \right) \quad (21Tb)$$

in Scenarios 1T, 2T, and 3T, respectively.

A fall in the holistic fixed cost ϕ_H and advances in the holistic production and information technologies - represented by increases in a_H - raise the profit from restructuring into a holistic organization,

$\Pi_{TH}^* = 2 \cdot \left[(\bar{f}' - w_H^*) \cdot \gamma_H \cdot (a_H - w_H^*) - \psi_H (\gamma_H \cdot (a_H - w_H^*)) \right] - \phi_H - \rho_{TH}$, relative to the profit from remaining a Tayloristic organization,

$\Pi_T^* = 2 \cdot \left[(\bar{f}' - w_T^*) \cdot \gamma_T \cdot (a_T - w_T^*) - \psi_T (\gamma_T \cdot (a_T - w_T^*)) \right]$, from equation (21Ta).

IZA Discussion Papers

No.	Author(s)	Title	Area	Date
21	J. Ondrich C. K. Spiess Q. Yang G. G. Wagner	The Liberalization of Maternity Leave Policy and the Return to Work after Childbirth in Germany	1/3	9/98
22	A. Million R. Rotte K. F. Zimmermann	The Economics of Hospital Trips and Health Care Reform	3	9/98
23	T. Bauer K. F. Zimmermann	Learning Efficiency of Economics Students	7	9/98
24	K. F. Zimmermann M. C. Burda J. von Hagen K. Konrad F. Schneider G. G. Wagner	Petersberger Erklärung: Anstöße für eine zukunftsgerichtete Arbeitsmarktpolitik	1/3	10/98
25	K. Papps R. Winkelmann	Unemployment and Crime: New Answers to an Old Question	3/7	11/98
26	D. Enste F. Schneider	Increasing Shadow Economies All Over the World - Fiction or Reality?	3/7	12/98
27	E. Bratberg Ø. A. Nilsen	Transitions from School to Work: Search Time and Job Duration	7	12/98
28	U. Broll K. P. Wong	Efficiency Wages and Futures Markets	1/7	1/99
29	D. J. Snower	Causes of Changing Earnings Inequality	2/3	1/99
30	J. Kluge H. Lehmann C. M. Schmidt	Active Labor Market Policies in Poland: Human Capital Enhancement, Stigmatization or Benefit Churning?	4	1/99
31	C. M. Schmidt	Persistence and the German Unemployment Problem: Empirical Evidence on German Labor Market Flows	1/7	2/99
32	S.-Å. Dahl Ø. A. Nilsen K. Vaage	Work or Retirement? Exit Routes for Norwegian Elderly	3/7	2/99
33	A. Lindbeck D. J. Snower	Price Dynamics and Production Lags	1/7	2/99
34	P. A. Puhani	Labour Mobility – An Adjustment Mechanism in Euroland?	1/2	3/99

35	D. A. Jaeger A. Huff Stevens	Is Job Stability in the United States Falling? Reconciling Trends in the Current Population Survey and Panel Study of Income Dynamics	1	3/99
36	C. Lauer	The Effects of European Economic and Monetary Union on Wage Behaviour	1/2	3/99
37	H. S. Buscher C. Müller	Exchange Rate Volatility Effects on the German Labour Market: A Survey of Recent Results and Extensions	1/2	3/99
38	M. E. Ward P. J. Sloane	Job Satisfaction within the Scottish Academic Profession	7	4/99
39	A. Lindbeck D. J. Snower	Multi-Task Learning and the Reorganization of Work	1/5	4/99
40	S. M. Golder T. Straubhaar	Empirical Findings on the Swiss Migration Experience	1	4/99
41	J. M. Orszag D. J. Snower	Anatomy of Policy Complementarities	3/7	5/99
42	D. S. Hamermesh	The Changing Distribution of Job Satisfaction	7	5/99
43	C. Belzil J. Hansen	Household Characteristics, Ability and Education: Evidence from a Dynamic Expected Utility Model	7	5/99
44	D. N. F. Bell R. A. Hart	Overtime Working in an Unregulated Labour Market	1	6/99
45	R. A. Hart J. R. Malley	On the Cyclical and Stability of Real Earnings	1	6/99
46	R. Rotte M. Vogler	The Effects of Development on Migration: Theoretical Issues and New Empirical Evidence	2	6/99
47	R. A. Hart F. Ritchie	Tenure-based Wage Setting	1/7	7/99
48	T. Bauer K. F. Zimmermann	Overtime Work and Overtime Compensation in Germany	1	7/99
49	H. P. Grüner	Unemployment and Labor-Market Reform: A Contract Theoretic Approach	1/3	7/99
50	K. F. Zimmermann	Ethnic German Migration After 1989 – Balance and Perspectives	1	8/99
51	A. Barrett P. J. O'Connell	Does Training Generally Work? The Returns to In-Company Training	7	8/99
52	J. Mayer R. T. Riphahn	Fertility Assimilation of Immigrants: Evidence from Count Data Models	3	8/99
53	J. Hartog P. T. Pereira J. A. C. Vieira	Inter-industry Wage Dispersion in Portugal: high but falling	7	8/99
54	M. Lofstrom	Labor Market Assimilation and the Self-Employment Decision of Immigrant Entrepreneurs	1	8/99

55	L. Goerke	Value-added Tax versus Social Security Contributions	3	8/99
56	A. Lindbeck D. J. Snower	Centralized Bargaining and Reorganized Work: Are they compatible?	1/5	9/99
57	I. N. Gang K. F. Zimmermann	Is Child like Parent? Educational Attainment and Ethnic Origin	1	9/99
58	T. Bauer K. F. Zimmermann	Occupational Mobility of Ethnic Migrants	1	9/99
59	D. J. DeVoretz S. A. Laryea	Canadian Immigration Experience: Any Lessons for Europe?	1/2/3	9/99
60	C. Belzil J. Hansen	Subjective Discount Rates, Intergenerational Transfers and the Return to Schooling	7	10/99
61	R. Winkelmann	Immigration: The New Zealand Experience	7	10/99
62	A. Thalmaier	Bestimmungsgründe von Fehlzeiten: Welche Rolle spielt die Arbeitslosigkeit?	3	10/99
63	M. Ward	Your Everyday, Average Academic	5	10/99
64	M. Ward	Salary and the Gender Salary Gap in the Academic Profession	5	10/99
65	H. Lehmann J. Wadsworth A. Acquisti	Grime and Punishment: Job Insecurity and Wage Arrears in the Russian Federation	4	10/99
66	E. J. Bird H. Kayser J. R. Frick G. G. Wagner	The Immigrant Welfare Effect: Take-Up or Eligibility?	3	10/99
67	R. T. Riphahn A. Thalmaier	Behavioral Effects of Probation Periods: An Analysis of Worker Absenteeism	1/3	10/99
68	B. Dietz	Ethnic German Immigration from Eastern Europe and the former Soviet Union to Germany: the Effects of Migrant Networks	1	11/99
69	M.-S. Yun	Generalized Selection Bias and the Decomposition of Wage Differentials	7	11/99
70	I. N. Gang F.L. Rivera-Batiz	Immigrants and Unemployment in the European Community	1	11/99
71	L. Goerke	The Wedge	3	11/99
72	J. Fersterer R. Winter-Ebmer	Are Austrian Returns to Education Falling Over Time?	7	11/99
73	G. S. Epstein S. Nitzan	The Endogenous Determination of Minimum Wage	3	11/99

74	M. Kräkel	Strategic Mismatches in Competing Teams	7	12/99
75	B. Henry M. Karanassou D. J. Snower	Adjustment Dynamics and the Natural Rate: An Account of UK Unemployment	1	12/99
76	G. Brunello M. Giannini	Selective Schools	7	12/99
77	C. M. Schmidt	Knowing What Works: The Case for Rigorous Program Evaluation	6	12/99
78	J. Hansen R. Wahlberg	Endogenous Schooling and the Distribution of the Gender Wage Gap	7	12/99
79	J. S. Earle Z. Sakova	Entrepreneurship from Scratch: Lessons on the Entry Decision into Self-Employment from Transition Economies	4	12/99
80	J. C. van Ours J. Veenman	The Netherlands: Old Emigrants – Young Immigrant Country	1	12/99
81	T. J. Hatton S. Wheatley Price	Migration, Migrants and Policy in the United Kingdom	1	12/99
82	K. A. Konrad	Privacy, time consistent optimal labor income taxation and education policy	3	12/99
83	R. Euwals	Female Labour Supply, Flexibility of Working Hours, and Job Mobility in the Netherlands	1	12/99
84	C. M. Schmidt	The Heterogeneity and Cyclical Sensitivity of Unemployment: An Exploration of German Labor Market Flows	1	12/99
85	S. Pudney M. A. Shields	Gender and Racial Discrimination in Pay and Promotion for NHS Nurses	5/6	12/99
86	J.P. Haisken-DeNew C. M. Schmidt	Money for Nothing and Your Chips for Free? The Anatomy of the PC Wage Differential	5/7	12/99
87	T. K. Bauer	Educational Mismatch and Wages in Germany	7	12/99
88	O. Bover P. Velilla	Migration in Spain: Historical Background and Current Trends	1	12/99
89	S. Neuman	Aliyah to Israel: Immigration under Conditions of Adversity	1	12/99
90	H. Lehmann J. Wadsworth	Tenures that Shook the World: Worker Turnover in Russia, Poland and Britain	4	12/99
91	M. Lechner	Identification and Estimation of Causal Effects of Multiple Treatments Under the Conditional Independence Assumption	6	12/99
92	R. E. Wright	The Rate of Return to Private Schooling	7	12/99
93	M. Lechner	An Evaluation of Public-Sector-Sponsored Continuous Vocational Training Programs in East Germany	6	12/99

94	M. Eichler M. Lechner	An Evaluation of Public Employment Programmes in the East German State of Sachsen-Anhalt	6	12/99
95	P. Cahuc A. Zylberberg	Job Protection, Minimum Wage and Unemployment	3	12/99
96	P. Cahuc A. Zylberberg	Redundancy Payments, Incomplete Labor Contracts, Unemployment and Welfare	3	12/99
97	A. Barrett	Irish Migration: Characteristics, Causes and Consequences	1	12/99
98	J.P. Haisken-DeNew C. M. Schmidt	Industry Wage Differentials Revisited: A Longitudinal Comparison of Germany and USA	5/7	12/99
99	R. T. Riphahn	Residential Location and Youth Unemployment: The Economic Geography of School-to-Work-Transitions	1	12/99
100	J. Hansen M. Lofstrom	Immigrant Assimilation and Welfare Participation: Do Immigrants Assimilate Into or Out-of Welfare?	1/3/7	12/99
101	L. Husted H. S. Nielsen M. Rosholm N. Smith	Employment and Wage Assimilation of Male First Generation Immigrants in Denmark	3	1/00
102	B. van der Klaauw J. C. van Ours	Labor Supply and Matching Rates for Welfare Recipients: An Analysis Using Neighborhood Characteristics	2/3	1/00
103	K. Brännäs	Estimation in a Duration Model for Evaluating Educational Programs	6	1/00
104	S. Kohns	Different Skill Levels and Firing Costs in a Matching Model with Uncertainty – An Extension of Mortensen and Pissarides (1994)	1	1/00
105	G. Brunello C. Graziano B. Parigi	Ownership or Performance: What Determines Board of Directors' Turnover in Italy?	7	1/00
106	L. Bellmann S. Bender U. Hornsteiner	Job Tenure of Two Cohorts of Young German Men 1979 - 1990: An analysis of the (West-)German Employment Statistic Register Sample concerning multivariate failure times and unobserved heterogeneity	1	1/00
107	J. C. van Ours G. Ridder	Fast Track or Failure: A Study of the Completion Rates of Graduate Students in Economics	7	1/00
108	J. Boone J. C. van Ours	Modeling Financial Incentives to Get Unemployed Back to Work	3/6	1/00
109	G. J. van den Berg B. van der Klaauw	Combining Micro and Macro Unemployment Duration Data	7	1/00
110	D. DeVoretz C. Werner	A Theory of Social Forces and Immigrant Second Language Acquisition	1	2/00

111	V. Sorm K. Terrell	Sectoral Restructuring and Labor Mobility: A Comparative Look at the Czech Republic	1/4	2/00
112	L. Bellmann T. Schank	Innovations, Wages and Demand for Heterogeneous Labour: New Evidence from a Matched Employer-Employee Data-Set	5	2/00
113	R. Euwals	Do Mandatory Pensions Decrease Household Savings? Evidence for the Netherlands	7	2/00
114	G. Brunello A. Medio	An Explanation of International Differences in Education and Workplace Training	7	2/00
115	A. Cigno F. C. Rosati	Why do Indian Children Work, and is it Bad for Them?	7	2/00
116	C. Belzil	Unemployment Insurance and Subsequent Job Duration: Job Matching vs. Unobserved Heterogeneity	7	2/00
117	S. Bender A. Haas C. Klose	IAB Employment Subsample 1975-1995. Opportunities for Analysis Provided by the Anonymised Subsample	7	2/00
118	M. A. Shields M. E. Ward	Improving Nurse Retention in the British National Health Service: The Impact of Job Satisfaction on Intentions to Quit	5	2/00
119	A. Lindbeck D. J. Snower	The Division of Labor and the Market for Organizations	5	2/00