

Riguzzi, Marco; Wegmüller, Philipp

Working Paper

Economic openness and fiscal multipliers

Discussion Papers, No. 15-04

Provided in Cooperation with:

Department of Economics, University of Bern

Suggested Citation: Riguzzi, Marco; Wegmüller, Philipp (2015) : Economic openness and fiscal multipliers, Discussion Papers, No. 15-04, University of Bern, Department of Economics, Bern

This Version is available at:

<https://hdl.handle.net/10419/126613>

Standard-Nutzungsbedingungen:

Die Dokumente auf EconStor dürfen zu eigenen wissenschaftlichen Zwecken und zum Privatgebrauch gespeichert und kopiert werden.

Sie dürfen die Dokumente nicht für öffentliche oder kommerzielle Zwecke vervielfältigen, öffentlich ausstellen, öffentlich zugänglich machen, vertreiben oder anderweitig nutzen.

Sofern die Verfasser die Dokumente unter Open-Content-Lizenzen (insbesondere CC-Lizenzen) zur Verfügung gestellt haben sollten, gelten abweichend von diesen Nutzungsbedingungen die in der dort genannten Lizenz gewährten Nutzungsrechte.

Terms of use:

Documents in EconStor may be saved and copied for your personal and scholarly purposes.

You are not to copy documents for public or commercial purposes, to exhibit the documents publicly, to make them publicly available on the internet, or to distribute or otherwise use the documents in public.

If the documents have been made available under an Open Content Licence (especially Creative Commons Licences), you may exercise further usage rights as specified in the indicated licence.



^b
**UNIVERSITÄT
BERN**

Faculty of Business, Economics
and Social Sciences

Department of Economics

Economic Openness and Fiscal Multipliers

Marco Riguzzi
Philipp Wegmüller

15-04

February 2015

DISCUSSION PAPERS

Schanzeneckstrasse 1
Postfach 8573
CH-3001 Bern, Switzerland
<http://www.vwi.unibe.ch>

Economic Openness and Fiscal Multipliers *

Marco Riguzzi **

Philipp Wegmueller ***

February 25, 2015

Abstract

Recent empirical findings attribute a central role to the degree of economic openness for determining the size of the fiscal multiplier. However, traditional macroeconomic models have difficulties in accounting for this evidence. It is the purpose of this paper to provide a theoretical framework which is able to attest for the new empirical evidence. To this end, we introduce the formation of 'deep habits' into a New Keynesian small open economy model and give an active role to monetary policy. The presence of counter-cyclical firm markups is a crucial ingredient to generating a fiscal multiplier of empirically consistent size which is influenced by openness. We study three dimensions of economic openness: Exchange rate flexibility, trade openness and capital mobility. In line with the empirical findings, we report a negative relationship with the fiscal multiplier.

JEL class: E12, E62, F4

Keywords: Fiscal multiplier, exchange rate flexibility, openness to trade, capital mobility

*We have composed this paper based on chapter 1 of the doctoral dissertation published by Riguzzi (2013). The authors thank Harris Dellas and Fabrice Collard from the Department of Economics of the University of Bern for their advice and support. Further thanks go to Jacqueline Thomet and Guido Baldi. In addition, Marco Riguzzi is thankful to Simon Wieser from the Winterthur Institute of Health Economics for encouraging him to pursue this publication, and to Jürg Adamek and Marc Zahner for fruitful discussions related to this project. We also would like to thank two anonymous referees for very helpful comments and suggestions. The usual disclaimer applies. All errors are of course our own.

**Correspondence address: Winterthur Institute of Health Economics, ZHAW, Gertrudstrasse 15, P.O. Box, 8401 Winterthur, Switzerland. Telephone number: +41(0)58-934-4599. E-mail address: marco.riguzzi@zhaw.ch

***Department of Economics, University of Bern, Schanzeneckstrasse 1, CH-3012 Bern, Switzerland. Telephone number: +41(0)31-631-3280. E-mail address: philipp.wegmueller@vwi.unibe.ch. Web: <http://staff.vwi.unibe.ch/wegmueller/>

1 Introduction

With the process of worldwide economic integration – characterized by the adoption of flexible exchange rate arrangements, further trade integration through the reduction of trade barriers, and higher capital mobility – economic openness has become a determining factor of the effectiveness of fiscal stimuli. However, its substantial role has been largely neglected in the normative analysis of fiscal policy. It is therefore the aim of this paper to provide a theoretical framework which emphasizes the role of *three* different degrees of economic openness, namely exchange rate flexibility, openness to trade, and capital mobility, for determining the size of the fiscal multiplier.

A number of recent empirical studies have assigned an important role to these dimensions of economic openness for the effectiveness of fiscal policy:¹ The first of these dimensions, the exchange rate regime and its impact on the fiscal multiplier, has been studied by [Corsetti, Meier & Müller \(2012\)](#), [Ilzetzi, Mendoza & Végh \(2013\)](#), and [Born, Juessen & Müller \(2013\)](#). These studies differ in terms of the econometric method employed and in terms of data samples, but they all come to the conclusion that fiscal policy is more effective when the exchange rate is pegged. The second dimension, trade openness, leads to lower effectiveness of fiscal expansions, as shown by [Karras \(2012\)](#) and [Ilzetzi et al. \(2013\)](#). The third dimension, capital mobility, has attracted less attention in its role as a determinant for the fiscal multiplier. A notable exception is given by [Dellas, Neusser & Wälti \(2005\)](#), yet the empirical evidence provided therein remains inconclusive.

Closely related to the effectiveness of fiscal policy in open economies is the response of the real exchange rate to an increase in government spending. Both [Monacelli & Perotti \(2010\)](#) and [Ravn, Schmitt-Grohé & Uribe \(2012\)](#) report as a result of their empirical analysis a real depreciation of domestic currency in response to a fiscal expansion.² It is to highlight that these studies do not discriminate for the exchange rate regime. In a related study, [Corsetti et al. \(2012\)](#) show that the impact of fiscal expansion on the real exchange rate crucially depends on the underlying economic structures and exchange rate policy. From a theoretical perspective, these empirical findings have questioned the predictions of classic macroeconomic models such as the textbook Mundell-Fleming framework.³ While this framework suggests that fiscal policy is more effective under fixed exchange rates, it cannot account for an empirically consistent role of the real exchange rate, namely a real depreciation of the domestic currency. This is one aspect to which our model is aimed to contribute, providing a response of the real exchange rate which (qualitatively) depends on the exchange rate regime and therefore is consistent with [Corsetti et al. \(2012\)](#).

An important ingredient of our model is borrowed from [Ravn et al. \(2012\)](#). According to the traditional real business cycle literature, private consumption decreases significantly in response to

¹There exists a vast and growing literature on the effectiveness of fiscal policy in general. As we focus only on the relationship of fiscal policy and economic openness, we restrict ourselves to name just a selection of influential papers. For theoretical contributions see for example [Baxter & Stockman \(1989\)](#), [Perotti \(2008\)](#), [Hall \(2009\)](#), [Woodford \(2011\)](#) or [Canzoneri, Collard, Dellas & Diba \(2012\)](#). For a survey of empirical contributions, see [Ramey \(2011\)](#).

²See also for example [Kollmann \(2010\)](#) and [Bénétrix & Lane \(2013\)](#).

³We refer here to an open economy baseline *IS-LM* model as it is outlined for example in the textbook by [Blanchard \(2013\)](#).

a fiscal expansion as a consequence of a negative wealth effect, a conclusion for which the empirical counterpart is rarely found.⁴ In order to solve this theoretical challenge, [Ravn et al. \(2012\)](#) enrich the modeling of private and public households via the implementation of deep-habit formation. We exploit their mechanism not only to achieve fiscal multiplier of reasonable size. We also use it to generate effects of openness on the multiplier which are in line with the empirical literature.

In the light of the above, we develop a stochastic general equilibrium model accounting for the three mentioned dimensions of economic openness and we analyze their implications for the fiscal multiplier. Following [Ravn, Schmitt-Grohé & Uribe \(2006\)](#) and [Ravn et al. \(2012\)](#), we introduce the formation of ‘deep habits’ into this model. Deep-habit formation means that households form a consumption routine over narrow categories of goods such as clothing, vacation destinations, music, or cars. Habit formation is considered to be external, hence people adopt the preferences of a particular group based on learning, social concerns (e.g. identification), or brand credibility.⁵ This household behavior provides firms with an incentive to set their markup counter-cyclically: An increase in aggregate demand makes the individual demand of the monopolistically competitive producer more elastic, such that firms can increase future demand by lowering current markup. In other words, if government expenditures are increased, markups decline. Lower markups, in turn, shift the labor demand curve outward, and thus increase the real wage. This provides the household with an incentive to substitute consumption for leisure. Hence, the negative wealth effect induced by a fiscal expansion can be mitigated if this substitution effect is strong enough. It is precisely the combination of deep habits with economic openness that distinguishes our theoretical exercise and the novelty of our results.

We depart from [Ravn et al. \(2012\)](#) in *three* main aspects. Firstly, to study the role of the exchange rate regime, we introduce monopolistic competition in the market of domestic goods and nominal rigidities in the form of price adjustment costs for domestic firms.⁶ Next, rather than having a two-country setup, we deploy a small open economy framework with imperfect international financial markets. We follow [Schmitt-Grohé & Uribe \(2003\)](#) by assuming that adjusting the portfolio is costly. This assumption allows us to study the role of capital mobility. Finally, we give a specific role to monetary policy. Importantly, this variation permits us to investigate the accommodation by the central bank in response to a fiscal expansion.

Qualitatively our model reproduces the recent empirical literature well. *Firstly*, the fiscal multiplier is higher when the exchange rate is pegged rather than floating. *Secondly*, openness to trade diminishes the effectiveness of fiscal policy. *Thirdly*, higher capital mobility leads to a lower fiscal multiplier. The intuition lies in the fact that the three different dimensions of economic openness affect how firms set their markups and how the monetary authority reacts to it. Consequently,

⁴The effect of government spending on private consumption has received considerable attention. See for example: [Linnemann \(2006\)](#), [Gali, López-Salido & Vallés \(2007\)](#) or [Hall \(2009\)](#).

⁵[Chintagunta, Kyriazidou & Perktold \(2001\)](#) provide a recent survey of the empirical evidence on habitual consumption behavior.

⁶The introduction of deep habits to a framework with nominal rigidities is not new. Both [Cantore, Levine, Melina & Yang \(2012\)](#) and [Zubairy \(2014\)](#) develop New Keynesian models with deep-habit formation. The former test its implication for optimal monetary policy and the latter study equilibrium determinacy under different interest rate rules.

economic openness changes the response of labor, consumption, the trade balance and the real exchange rate to an increase in government spending.

In our model, the mechanism of a fiscal expansion passes through the following channels: With active monetary policy and flexible exchange rates, the central bank lowers the nominal interest rate in response to a fiscal expansion, while the domestic currency appreciates.⁷ The trade balance deteriorates, partly offsetting the stimulating effect of the fiscal expansion. With a strict exchange rate target, the central bank loses the interest rate as a policy instrument, such that a fiscal expansion causes a real depreciation of the domestic currency. In turn, the trade balance improves, enhancing the effect on output. If the consumption pattern of domestic households exhibits a home bias (and hence a smaller degree of openness to trade), the crowding-out effect of the trade balance is reduced because of an expenditure-switching effect. That is, when households are less likely to substitute their consumption of domestic goods for imports, the trade balance deteriorates less, resulting in a larger fiscal multiplier. Finally, the degree of capital mobility directly affects the portfolio allocation of households. The more costly is the re-allocation of the portfolio towards foreign bonds, the less households' demand for these bonds changes. Consequently, decreasing the degree of capital mobility leads to less real exchange rate appreciation, implying less crowding-out of the trade balance and thus a higher fiscal multiplier.

The rest of this paper is organized as follows. Section 2 presents the derivation of the model. Section 3 shows its calibration, and Section 4 presents the main results. In Section 5, we discuss the transmission mechanism of the fiscal policy shock. We turn to the role of economic openness for the determination of the fiscal multiplier in Section 6. Section 7 concludes.

2 Model

This section presents the main dynamic model. In contrast to [Ravn et al. \(2012\)](#), who use a two-country environment, we assume a small open economy framework in the style of [Clarida, Gali & Gertler \(2001\)](#).⁸ This is useful as we lay our focus on trade openness, capital mobility and the exchange rate regime and hereby mimic particular characterizations of small open economies such as Canada, Norway or New Zealand. The modeled economy consists of four building blocks. Firstly, there is a representative agent who maximizes its utility over both a bundle of internationally traded goods and leisure. The agent's degree of home bias represents our measure of trade openness, and she/he has access to domestic and foreign bonds. To model capital mobility, we introduce convex portfolio holding costs of foreign bonds as a part of the household's budget constraint. Secondly, there is a government which finances its consumption expenditures via a lump-sum tax.⁹ Thirdly,

⁷See [Davig & Leeper \(2011\)](#), [Coenen, Erceg, Freedman, Furceri, Kumhof, Lalonde, Laxton, Lindé, Mourougane & Muir \(2012\)](#) or [Christiano, Eichenbaum & Rebelo \(2011\)](#) for a discussion of the accommodation channel and its role for the transmission mechanism of fiscal policy shocks.

⁸Examples of similar models include [McCallum & Nelson \(2000\)](#), [Devereux, Lane & Xu \(2006\)](#) and [Lim & McNelis \(2008\)](#).

⁹Government spending does neither yield utility to the households, nor does it serve as a productive input to the firms.

there is a continuum of monopolistically competitive producers who incur price adjustment costs. Fourthly, we model a monetary authority following an interest rate rule which targets inflation, the output gap, and the exchange rate. As in [Ravn et al. \(2012\)](#), the domestic and foreign consumers and the government form deep habits of consumption at the level of individual varieties of goods. In order to keep the model as simple as possible, we assume that the foreign economy is exogenous.

2.1 Households

2.1.1 Decision at time t

Following [Ravn et al. \(2012\)](#), the representative domestic household consumes a composite good of domestically produced individual goods, c_t^d , and a composite good of foreign individual goods, c_t^f .¹⁰ These two composite goods are combined to c_t^{obj} , the final index which is an argument of the utility function of the household:

$$c_t^{\text{obj}} = \left[\omega (c_t^d)^{1-1/\zeta} + (1-\omega) (c_t^f)^{1-1/\zeta} \right]^{1/(1-1/\zeta)}. \quad (2.1)$$

It is an aggregator function with constant elasticity of substitution, as discussed by [Dixit & Stiglitz \(1977\)](#). Here, $\zeta \in (1, \infty)$ denotes the elasticity of substitution between domestic and foreign goods, and $\omega \in (0, 1)$ stands for the openness preference of the household. By construction, ω is unrelated to the actual substitutability of domestic and foreign goods with respect to observable features other than the country of origin. Think of people wanting to buy a domestically produced good rather than a foreign one just because it comes from their own country, even if the goods themselves are identical. With $\omega > 0.5$, such households are said to have a home bias. In the case where domestic and foreign goods are perfect substitutes ($\zeta \rightarrow \infty$ and so $c_t^{\text{obj}} \rightarrow \omega c_t^d + (1-\omega) c_t^f$), it is only the home bias, ω , and the prices which decide how the households allocate their budget across domestic and foreign goods.¹¹ On the other hand if $\zeta \rightarrow 1$, meaning that domestic and foreign goods differ significantly (or are even complements), decreasing marginal utility attained both from consuming domestic goods and from consuming foreign goods implies that consumers want to consume a mix of domestic and foreign goods, even if their home bias is strong.

The household chooses a set of variables $\mathcal{H} = \{c_t^d, c_t^f, h_t, B_t^d, B_t^f\}$ in order to maximize the present value of its present and future utility $U_t(c_t^{\text{obj}}, h_t) \forall t \in [0, \infty)$ subject to a budget constraint

$$\begin{aligned} \max_{\mathcal{H}} \quad & \mathbb{E}_t \left\{ \sum_{j=0}^{\infty} \beta^j \left[\frac{(c_{t+j}^{\text{obj}})^{1-\sigma} - 1}{1-\sigma} - \psi \frac{h_{t+j}^{1+\phi}}{1+\phi} \right] \right\}, \quad 0 < \phi; \quad 0 \leq \sigma, \psi; \quad 0 < \beta < 1, \\ \text{s.t.} \quad & P_t^d c_t^d + \omega_{c,t}^d + e_t P_t^f c_t^f + \omega_{c,t}^f + P_t (B_t^d + e_t B_t^f) = \\ & W_t h_t - T_t + P_{t-1} (R_{t-1} B_{t-1}^d + e_t R_{t-1}^* B_{t-1}^f) - \frac{\chi}{2} P_t (e_t B_t^f)^2 + \mathcal{F}_t. \end{aligned}$$

¹⁰Throughout the text, the following conventions in terms of notation will be met: The subscript t denotes the time period, the superscripts d and f denote that a variable belongs to the domestic or the foreign economy, respectively. That is, d (f) refers to goods produced by the domestic (foreign) economy. The expression 'obj' is not an actual superscript but rather a part of the name of a variable such as c^{obj} . All variables are scalars, they are denoted in italics, and have a time period subscript. Constants/parameters are likewise denoted in italics but do not have a time subscript.

¹¹In this extreme case where $\zeta \rightarrow \infty$: If $\omega/(1-\omega) > P_t^d e_t^{-1} (P_t^f)^{-1}$, the household buys domestic goods only.

in which β is the discount factor, σ is the intertemporal elasticity of substitution, and ϕ is the inverse labor supply elasticity. ψ gives the weight of disutility the household derives from working. Households divide their total time endowment, $l_t + h_t = 1$, into leisure, l_t , and hours worked, $h_t \in (0, 1)$. B_t^d is a one-period domestic bond, which is not traded internationally and is in zero net supply at the domestic household level. B_t^f is a traded one-period foreign bond denominated in the foreign currency. P_t^d denotes the price of the domestic composite good, P_t^f is the price of the foreign composite good, P_t the domestic consumer price index, e_t the nominal exchange rate (in price notation), W_t the nominal wage rate, T_t a lump-sum tax, R_t the domestic interest rate, R_t^* the foreign interest rate, and \mathcal{F}_t the profits of domestic firms.¹² All prices are denoted in domestic currency.

Following [Schmitt-Grohé & Uribe \(2003\)](#), it is costly for the household to hold foreign bonds, a circumstance which is modeled by a term that is convex-increasing in foreign bonds and weighted by $\chi > 0$. The parameter χ serves as a measure of capital mobility (where the lower χ , the more capital is mobile). This convex portfolio adjustment cost function also serves to induce stationarity into the foreign debt process and to close the small open economy model.¹³ Note that these portfolio costs are a dead-weight loss to the economy; they are not redistributed, a feature which will show up in the general equilibrium condition of the model.

The terms $\omega_{c,t}^d$ and $\omega_{c,t}^f$ emerge from the habit formation of past periods, as will be described in the following paragraph. It holds that $P_t^d c_t^d + \omega_{c,t}^d = P_t^d x_{c,t}^d$ and $e_t P_t^f c_t^f + \omega_{c,t}^f = e_t P_t^f x_{c,t}^f$. Together with the necessary transversality conditions to prevent the household from engaging in Ponzi schemes,¹⁴ the first-order conditions of the representative household can be expressed as

$$(c_t^{\text{obj}})^{1/\xi - \sigma} \omega (c_t^d)^{-1/\xi} = \lambda_t p_t^d \quad (2.2)$$

$$(c_t^{\text{obj}})^{1/\xi - \sigma} (1 - \omega) (c_t^f)^{-1/\xi} = \lambda_t \text{rer}_t p_t^f \quad (2.3)$$

$$\psi h_t^\phi = \lambda_t w_t \quad (2.4)$$

$$\lambda_t = \beta R_t \mathbb{E}_t \left(\frac{\lambda_{t+1}}{\pi_{t+1}} \right) \quad (2.5)$$

$$\lambda_t = \beta \frac{R_t^*}{1 + \chi b_t^f} \mathbb{E}_t \left(\frac{e_{t+1} \lambda_{t+1}}{e_t \pi_{t+1}} \right), \quad (2.6)$$

in which rer_t represents the real exchange rate.¹⁵

¹²The superscript \star denotes throughout the paper that a variable or parameter belongs to the foreign economy. In particular, foreign demand for domestic goods is denoted with the \star superscript. \mathbb{E}_t stands for the expected present value at time period t of a function of future values.

¹³This approach comes to use in related papers with small open economy models, such as [Pierdzioch \(2004\)](#), [Devereux et al. \(2006\)](#) and [Punzi \(2013\)](#). [Schmitt-Grohé & Uribe \(2003\)](#) show that portfolio adjustment costs are one way among others (e.g., endogenous discount rate, debt elastic interest rate, complete asset markets) to get rid of the unit root problem of net foreign assets in small open economy models. Most importantly, all approaches to eliminate this unit root problem deliver virtually identical dynamics at business cycle frequencies, as measured by unconditional second moments and impulse response functions.

¹⁴The transversality conditions is given by $\lim_{t \rightarrow \infty} \beta^t \Omega_{t+1} \Lambda_t = 0$, with $\Omega_t = B_{H,t} + S_t B_{F,t}$.

¹⁵In order to deflate the model, we make the following definitions: $\lambda_t = \Lambda_t P_t$, where Λ_t is the Lagrange multiplier, $W_t = w_t P_t$, $p_t^f = P_t^f (P_t^*)^{-1}$, $\text{rer}_t = e_t P_t^* (P_t)^{-1}$, $b_t^f = e_t B_t^f$, and $\pi_{t+1} = P_{t+1} (P_t)^{-1}$.

2.1.2 Habit formation

The two composite goods c_t^d and c_t^f , which together form the composite good c_t^{obj} and deliver utility to the household, are habit-adjusted. Following the example of [Ravn et al. \(2006, 2012\)](#), deep habits are formed at the level of each individual variety i of domestic and foreign goods. Habit formation is external to the individual household, meaning that households are trying to ‘catch up with the Joneses’. Technically, we implement this mechanism by assuming that the habit stock of the domestic good of variety i , denoted by $s_{c,t}^d(i)$, creates a gap between $c_t^d(i)$ and $x_t^d(i)$. The latter denotes the actual (not habit-adjusted) amount of output of variety i consumed by the household. Sticking to the case of domestic goods for the explanation of the mechanism, each variety i belongs to the set $\{d\}$ of domestically produced goods. Let

$$c_t^d = \left\{ \int_0^1 \left[x_{c,t}^d(i) - \theta s_{c,t}^d(i) \right]^{1-1/\eta} di \right\}^{1/(1-1/\eta)}, \quad (2.7)$$

in which $\theta \in [0,1)$ measures the intensity of habit formation, and $\eta > 1$ denotes the elasticity of substitution across varieties. The mirror images are given with respect to exports, $x_{c,t}^{d*}(i)$, and imports, $x_{c,t}^f(i)$. From a technical point of view, the marginal utility derived by the households from one unit of variety i is increasing in the habit stock built on variety i in the past. From an economic point of view, this gives the household an incentive to consume more of variety i today if it has consumed i yesterday. This mechanism has important implications for firms setting their markups, as we discuss below. The habit stock evolves according to

$$s_{c,t}^d(i) = \rho s_{c,t-1}^d(i) + (1 - \rho) \bar{x}_{c,t}^d(i). \quad (2.8)$$

$\bar{x}_{c,t}^d(i)$ is the average amount of output of variety i consumed per household and ρ measures the degree of habit persistence. Hence, for a given level of c_t^d , the household chooses $x_{c,t}^d(i)$ to minimize its total expenditure on domestic goods, $\int_0^1 P_t^d(i) x_{c,t}^d(i) di$, subject to equation (2.7). This yields the demand functions of the domestic household:

$$x_{c,t}^d(i) = \left(\frac{P_t^d(i)}{P_t} \right)^{-\eta} c_t^d + \theta s_{c,t-1}^d(i), \quad (2.9)$$

$$x_{c,t}^f(i) = \left(\frac{e_t P_t^f(i)}{P_t} \right)^{-\eta} c_t^f + \theta s_{c,t-1}^f(i). \quad (2.10)$$

The former equation is household’s demand for the domestic good, and the latter shows the demand for the foreign good of variety i (i.e., demand for imports). This latter equation is derived analogously to its domestic counterpart, as households form habits for foreign goods in the same manner as for domestic goods. $\omega_{c,t}^d = \theta \int_0^1 P_t^d(i) s_{c,t-1}^d$ and $\omega_{c,t}^f = \theta \int_0^1 e_t P_t^f(i) s_{c,t-1}^f$ are the expenditures of the household in period t to cover its habits carried over from $(t - 1)$. The household takes this amount as given for its decision at time t .

2.2 Government

The domestic government forms deep habits of consumption at the level of each variety i , analogously to the household. Hence:

$$g_t = \left\{ \int_0^1 \left[x_{g,t}^d(i) - \theta s_{g,t}^d(i) \right]^{1-1/\eta} di \right\}^{1/(1-1/\eta)}. \quad (2.11)$$

In contrast to the household however, the government consumes domestically produced goods only. g_t denotes the habit-adjusted composite good, while $x_{g,t}^d(i)$ represents the actual amount of variety i that is consumed. The habit stock evolves according to

$$s_{g,t}^d(i) = \rho s_{g,t-1}^d(i) + (1-\rho)x_{g,t}^d(i). \quad (2.12)$$

The government does not buy or issue any bonds and finances its expenditures by lump-sum taxes, such that $T_t = P_t^d x_{g,t}^d$. Then, by integrating over all the varieties i , one obtains the amount of total government spending

$$P_t^d x_{g,t}^d = \int_0^1 P_t^d(i) x_{g,t}^d(i) di. \quad (2.13)$$

Cost minimization yields a demand function which is analogous to the one of the representative household:

$$x_{g,t}^d(i) = \left(\frac{P_t^d(i)}{P_t} \right)^{-\eta} g_t + \theta s_{g,t-1}^d(i). \quad (2.14)$$

The government consumption expenditures on the habit-adjusted composite good g_t follows an exogenous AR(1)-process with $|\gamma^g| < 1$ and $\varepsilon_{g,t} \sim \mathcal{N}(0, \sigma_g^2)$:

$$g_{t+1} = \gamma^g g_t + (1 - \gamma^g) \bar{g} + \varepsilon_{t+1}^g. \quad (2.15)$$

2.3 Firms

In order to have a role for monetary policy and the exchange rate regime, we introduce imperfect competition as in [Chari, Kehoe & McGrattan \(2002\)](#) and nominal rigidities in the form of price adjustment costs as in [Rotemberg \(1982\)](#).¹⁶ Each firm i is a monopolistic producer of a good of variety i , using linear technology with labor (hours worked) as the only input, so its individual output $y_t(i)$ at time t equals $h_t(i)$. Total domestic demand for variety i amounts to the consumption demand arising from the domestic households, $x_{c,t}^d(i)$, from the foreign economy (i.e., exports), $x_{c,t}^{d*}(i)$, and from the domestic government, $x_{g,t}^d(i)$, which is expressed by $y_t(i) = h_t(i) = x_{c,t}^d(i) + x_{c,t}^{d*}(i) + x_{g,t}^d(i)$. Note at this point that due to portfolio holding costs of the household, and price adjustment costs of the firm, total demand of goods in the domestic economy amounts to

$$h_t = x_{c,t}^d + x_{g,t}^d + x_{c,t}^{d*} + \frac{\chi}{2} (b_t^f)^2 + \frac{\phi_p}{2} (\pi_t^d - 1)^2 h_t. \quad (2.16)$$

¹⁶Up to a first order, Rotemberg and Calvo pricing deliver similar Phillips curves and aggregate dynamics of inflation are equivalent.

Firm i sets its price $P_t^d(i)$, which is denoted in domestic currency. When the firm decides to change its price, it faces a quadratic price-adjustment costs as proposed by Rotemberg (1982). The cost function (in nominal terms) is given by

$$\frac{\varphi_p}{2} \left(\frac{P_t^d(i)}{P_{t-1}^d(i)} - 1 \right)^2 P_t^d h_t, \quad (2.17)$$

in which $\varphi_p > 0$ determines the degree of nominal price rigidity and h_t denotes total aggregate supply in the symmetric equilibrium. Note that these price adjustment costs are not a tax, but a dead-weight loss to the economy (think of menu costs, contracts that are costly to be changed, etc.).¹⁷ Price rigidity is an important feature of this model, as it allows to explain the effect of the exchange rate regime on the fiscal multiplier and because it causes the firms to change their markup through a ‘wage channel’ to a larger extent than a ‘price channel.’ As the firm makes her price-setting decision, she takes into account the demand functions and the laws of habit stock evolution of the domestic and foreign households and the government. This is crucial for the model’s predictions concerning the effects of a fiscal expansion, as it induces firms to react to changes in aggregate demand by moving markups in a counter-cyclical fashion. We will now explain the mechanism of counter-cyclical markups in more detail.¹⁸

Each firm i faces an individual demand function of the form

$$x_t^d(i) = [P_t^d(i)]^{-\eta} h_t(i) + \theta s_{t-1}^d(i). \quad (2.18)$$

This individual demand is the sum of a price-elastic component, $[P_t^d(i)]^{-\eta} h_t(i)$, and a price inelastic component, $\theta s_{t-1}^d(i)$. The elastic component is proportional to the aggregate demand of the current period, h_t , while the inelastic component stems from the habit formation of past periods. Therefore, the price elasticity of the individual demand function that firm i faces is a weighted average of η and 0. As a result of an increase in current aggregate demand at time t (caused by a fiscal expansion), the weight of the elastic component increases, making the individual demand function more price-elastic. In other words, the price elasticity of individual demand is pro-cyclical. This provides a clear intra-temporal incentive for the firm to charge a counter-cyclical markup.

In addition, there is an inter-temporal incentive: As firms anticipate that the habit stock is a weighted average of past sales, they face a dynamic profit maximization problem. By decreasing the markup today, a firm can acquire ‘new customers’ which will return tomorrow as they will be ‘bound to their own habits.’ As the results will show, this inter-temporal incentive is strengthened by the phase of transition after a fiscal shock, and firms are even able to slightly increase their markup above the steady state level for a few periods, and hereby partly compensate for the initial drop in the markup.

Firm i maximizes its expected future discounted profit function, taking into account the individual demand functions for each of the goods, $x_{c,t}^d(i)$, $x_{g,t}^d(i)$ and $x_{c,t}^{d*}(i)$, by choosing the optimal levels

¹⁷Price adjustment costs of this type are used in similar settings for example by Dedola & Leduc (2001) and Devereux et al. (2006).

¹⁸See Ravn et al. (2012) for a more detailed exposition.

of a set of variables $\mathcal{S} = \left\{ P_t^d(i), x_{c,t}^d(i), x_{g,t}^d(i), x_{c,t}^{d*}(i), s_{c,t}^d(i), s_{g,t}^d(i), s_{c,t}^{d*}(i) \right\}$, taking as given $\Phi_{0,t}$, W_t , P_t^d , P_t^{d*} , c_t^d , g_t , c_t^{d*} , and the initial conditions $s_{c,t-1}^d(i)$, $s_{g,t-1}^d(i)$, and $s_{c,t-1}^{d*}(i)$:

$$\max_{\mathcal{S}} \mathbb{E}_0 \sum_{t=0}^{\infty} \Phi_{0,t} \left\{ [P_t^d(i) - W_t] \cdot \underbrace{[x_{c,t}^d(i) + x_{g,t}^d(i) + x_{c,t}^{d*}(i)]}_{=y_t(i)} - \frac{\varphi_p}{2} \left(\frac{P_t^d(i)}{P_{t-1}^d(i)} - 1 \right)^2 P_t h_t \right\}.$$

The first-order conditions of the symmetric equilibrium are then given by

$$\begin{aligned} 0 = & p_t^d y_t - \varphi_p \left(\pi_t^d - 1 \right) \pi_t^d h_t - \eta \left[v_{c,t} (x_{c,t}^d - \theta s_{c,t-1}^d) \right. \\ & \left. + v_{g,t} (x_{g,t}^d - \theta s_{g,t-1}^d) + v_{c,t}^* (x_{c,t}^{d*} - \theta s_{c,t-1}^{d*}) \right] \\ & + \beta \varphi_p \frac{\lambda_{t+1}}{\lambda_t} \pi_{t+1}^d \left(\pi_{t+1}^d - 1 \right) h_{t+1} \end{aligned} \quad (2.19)$$

$$w_t = p_t^d - v_{c,t} - (1 - \rho) q_{c,t} \quad (2.20)$$

$$w_t = p_t^d - v_{g,t} - (1 - \rho) q_{g,t} \quad (2.21)$$

$$w_t = p_t^d - v_{c,t}^* - (1 - \rho) q_{c,t}^* \quad (2.22)$$

$$q_{c,t} = \beta \frac{\lambda_{t+1}}{\lambda_t} (\rho q_{c,t+1} - \theta v_{c,t+1}) \quad (2.23)$$

$$q_{g,t} = \beta \frac{\lambda_{t+1}}{\lambda_t} (\rho q_{g,t+1} - \theta v_{g,t+1}) \quad (2.24)$$

$$q_{c,t}^* = \beta \frac{\lambda_{t+1}}{\lambda_t} (\rho q_{c,t+1}^* - \theta v_{c,t+1}^*), \quad (2.25)$$

for which we define $\pi_t^d = P_t^d (P_{t-1}^d)^{-1}$, $\lambda_{t+1} = \Lambda_{t+1} P_{t+1}$, and $W_t = w_t P_t$. Again, Λ_t is the Lagrange multiplier of the representative household's optimization problem. It is related to the firm's discount factor by assuming that $\Phi_{0,t} = \beta^j \Lambda_t \Lambda_0^{-1}$. Further, $v_{c,t}$, $v_{g,t}$, $v_{c,t}^*$, $q_{c,t}$, $q_{g,t}$, and $q_{c,t}^*$ are the Lagrange multipliers of firm i 's optimization problem. Note that, since initial habit stocks are assumed to be identical across different varieties, all domestic firms will charge the same price in a symmetric equilibrium. It follows that in equilibrium, all prices and consumption quantities will be the same across varieties i . In the following, we define the real markup per unit of output that the producer gets in the symmetric equilibrium as $\mu_t \equiv p_t^d - w_t$.

2.4 Monetary policy

The domestic monetary authority sets the nominal interest rate following a Henderson-McKibbin-Taylor type of a policy rule.¹⁹ Following Monacelli (2004), the rule is specified in a way that is consistent with the present open economy framework. The following equation describes the target for the nominal interest rate, \bar{R}_t :

$$\bar{R}_t = \bar{R} \left(\frac{P_t}{P_{t-1}} \right)^{\gamma_\pi} \left(\frac{y_t}{\bar{y}} \right)^{\gamma_y} \left(\frac{e_t}{e_{t-1}} \right)^{\frac{\gamma_e}{1-\gamma_e}}. \quad (2.26)$$

In a setting with active monetary policy, the central bank adjusts the nominal interest rate by putting a weight to current inflation ($\gamma_\pi \geq 1$), deviations from steady state output ($\gamma_y \geq 0$), and to changes

¹⁹The rule is based on Henderson & McKibbin (1993) and Taylor (1993) and has found application in the open economy context as for example Kollmann (2002), Monacelli (2004) or Devereux et al. (2006).

in the nominal exchange rate ($\gamma_e \in [0, 1)$). In the steady state, the target interest rate equals \bar{R} . Following [Monacelli \(2004\)](#), the monetary authority has the desire to smoothen changes in the nominal interest rate at a rate ρ_r , such that the determination of the actual short-term nominal interest rate, R_t , can be described as follows,

$$R_t = (\bar{R}_t)^{1-\rho_R} (R_{t-1})^{\rho_R}. \quad (2.27)$$

With this rule, the central bank sets a long-run target for CPI inflation, output and the nominal exchange rate, and she adjusts the nominal interest rate as a feedback on short-run deviations from this target:

$$R_t = \left[\left(\frac{P_t}{P_{t-1}} \right)^{\gamma_\pi} \left(\frac{y_t}{\bar{y}} \right)^{\gamma_y} \left(\frac{e_t}{e_{t-1}} \right)^{\frac{\gamma_e}{1-\gamma_e}} \bar{R} \right]^{1-\rho_R} (R_{t-1})^{\rho_R}. \quad (2.28)$$

2.5 Rest of the world

As in [Clarida et al. \(2001\)](#) and [Gali & Monacelli \(2005\)](#) among others, we treat the foreign country as large relative to the domestic economy. Consequently, the domestic economy has no effect on the steady state equilibrium conditions of the foreign economy. The foreign country has the dynamics of a closed economy.²⁰ Further, we assume that the law of one price holds, such that the foreign goods price paid by domestic households equals the foreign currency price of foreign-produced goods, namely, $e_t P_t^f = e_t P_t^*$. For simplicity, only the consumption of domestic goods by foreign households is part of the model (but not their consumption of foreign goods). The foreign households have the same preferences as the households in the domestic small open economy, such that their consumption Euler equation must satisfy:

$$\left(c_t^{d*} \right)^{-\sigma} = \beta R_t^* \mathbb{E}_t \left[\frac{\left(c_{t+1}^{d*} \right)^{-\sigma}}{\pi_{t+1}^*} \right], \quad (2.29)$$

in which $\pi_{t+1}^* = P_{t+1}^* (P_t^*)^{-1}$. Following the above mentioned literature, we represent the foreign prices P_t^* and consumption of domestic goods by foreign households c_t^{d*} by exogenous and independent AR(1)-processes,

$$x_t^* = \gamma^{x*} x_{t-1}^* + (1 - \gamma^{x*}) \bar{x} + \epsilon_{x,t}^*, \quad \text{for } x = c^d, \pi, \quad (2.30)$$

with $|\gamma^{x*}| < 1$ and $\epsilon_{x*,t} \sim \mathcal{N}(0, \sigma_{x*}^2)$, and in which c_t^{d*} is the habit-adjusted composite good

$$c_t^{d*} = \left\{ \int_0^1 \left[x_{c,t}^{d*}(i) - \theta s_{c,t}^{d*}(i) \right]^{1-1/\eta} di \right\}^{1/(1-1/\eta)}. \quad (2.31)$$

Foreign households form habits over consumption of domestic goods at the level of each variety i , in the same manner as the domestic households do. The habit stock evolves according to

$$s_{c,t}^{d*}(i) = \rho s_{c,t-1}^{d*}(i) + (1 - \rho) x_{c,t}^{d*}(i). \quad (2.32)$$

²⁰See for example [Gali & Monacelli \(2005\)](#), [Divino \(2009\)](#), [Faia & Iliopoulos \(2011\)](#) and chapter 6.5 in [Walsh \(2010\)](#) for this approach.

The foreign household minimizes its expenditure $\int_0^1 x_{c,t}^{d*}(i) P_t^{d*}(i) e_t^{-1} di$, which gives rise to a demand function for variety i of the following form:

$$x_{c,t}^{d*}(i) = \left(\frac{P_t^d(i)}{e_t P_t^*} \right)^{-\eta} c_t^{d*} + \theta s_{c,t-1}^{d*}(i). \quad (2.33)$$

2.6 Price Level and Inflation

We follow [Cantore et al. \(2012\)](#) and do not distinguish between habit formation of the government and the households, that is we set $\theta^c = \theta^g = \theta^* = \theta$. This implies that in equilibrium $\nu_c = \nu_g = \nu$ and $\varrho_c = \varrho_g = \varrho$.

Similarly to [Ravn et al. \(2012\)](#), we define the consumer price index (CPI), P_t , as an expenditure weighted average of the prices of the composite goods:

$$P_t = \gamma P_t^d + (1 - \gamma) e_t P_t^f, \quad \text{for which} \quad \gamma = \frac{\bar{P}^d(\bar{x}_c^d + \bar{x}_g^d)}{\bar{P}^d(\bar{x}_c^d + \bar{x}_g^d) + \bar{P}^f \bar{x}_c^f}. \quad (2.34)$$

Hence, by defining $p_t^d = P_t^d(P_t)^{-1}$ and with the law of one price, the definition of the domestic real exchange rate ($rer_t = e_t P_t^*(P_t)^{-1}$) can be used to find:

$$1 = \gamma p_t^d + (1 - \gamma) rer_t. \quad (2.35)$$

The inflation rate of the domestic CPI, $\pi_t = P_t(P_{t-1})^{-1}$, is related to the price of the domestic good as follows:

$$\pi_t^d = \frac{P_t^d}{P_{t-1}^d} = \frac{p_t^d P_t}{p_{t-1}^d P_{t-1}} = \frac{p_t^d}{p_{t-1}^d} \pi_t \Rightarrow p_t^d = \frac{\pi_t^d}{\pi_t} p_{t-1}^d. \quad (2.36)$$

The inflation rate of the foreign CPI reads $\pi_t^* = P_t^*(P_{t-1}^*)^{-1}$. The foreign CPI influences the domestic CPI. The two are linked by

$$rer_t = \frac{e_t \pi_t^*}{e_{t-1} \pi_t} rer_{t-1}. \quad (2.37)$$

2.7 Market clearing

In the equilibrium, all domestic households are identical and there is zero net-supply of domestic bonds, $B_t^d = 0$. The net return which the domestic economy attains from foreign bond holdings must equal the trade balance (TB_t). Expressed in real terms it must hold that

$$b_t^f = \frac{e_t}{e_{t-1} \pi_t} R_{t-1}^* b_{t-1}^f + \underbrace{p_t^d x_{c,t}^{d*} - rer_t x_{c,t}^f}_{\equiv TB_t} \quad (2.38)$$

for which $b_t^f = e_t B_t^f$. Aggregate private consumption is the sum of domestically produced goods and imports, $P_t c_t = P_t^d x_{c,t}^d + e_t P_t^f x_{c,t}^f$. The trade balance in nominal terms is given by the difference between exports and imports

$$TB_t = P_t^d x_{c,t}^{d*} - e_t P_t^f x_{c,t}^f. \quad (2.39)$$

Adding up the budget constraint from the household, the firm and the government, the aggregate market clearing equation can be written as follows:

$$P_t^d h_t = P_t^d x_{c,t}^d + e_t P_t^f x_{c,t}^f + P_t^d x_{g,t}^d + TB_t + P_t \frac{\chi}{2} (b_t^f)^2 + P_t^d \frac{\phi_p}{2} \left(\frac{P_t^d}{P_{t-1}^d} - 1 \right)^2 h_t. \quad (2.40)$$

2.8 Definition of equilibrium

Let us define the competitive general equilibrium of the present model as follows:²¹

Definition. Given the sequence of stochastic shocks $Z_{t=0}^\infty = \{g_t, \pi_t^*, c_t^{d*}\}_{t=0}^\infty$ an equilibrium allocation of this economy is a sequence of prices $\mathcal{P}_{t=0}^\infty = \{P_t, P_t^d, P_t^f, P_t^*, e_t, R_t, R_t^*, W_t\}_{t=0}^\infty$, and quantities $\mathcal{Q}_{t=0}^\infty = \{\Lambda_t, v_t, v_t^*, q_t, q_t^*, x_{c,t}^d, x_{c,t}^f, x_{g,t}^d, x_{c,t}^*, s_{c,t}^d, s_{c,t}^f, s_{g,t}^d, s_{c,t}^*, B_t^d, B_t^f, \mu_t, c_t^{obj}, c_t^d, c_t^f, y_t, h_t\}_{t=0}^\infty$ satisfying the following conditions: (i) the household's allocation solves its optimization problem; (ii) the prices of the intermediate goods producer solves its maximization problem; (iii) the final goods producer's allocation solves its expenditure minimization problem; (iv) the market-clearing conditions hold; (v) the government chooses its spending rule and (vi) the monetary authority chooses an exchange rate policy.

3 Calibration and Multipliers

In order to solve the nonlinear stochastic general equilibrium model, we take a first-order linear approximation around the (zero-inflation) non-stochastic steady state.²² We have used values for the structural parameters which are common in the open economy literature.²³ The benchmark calibration is reported in Table 1. Time is measured in quarters.

3.1 Calibration

Structural parameters. The discount factor β is such that the annual steady state interest rate amounts to 4 per cent. We follow Gali & Monacelli (2005) and set the parameter for relative risk aversion, $\sigma = 1$. Accordingly, we choose the inverse of the Frish labor supply elasticity, ϕ , to be 3. The parameters ψ and γ are implicit. ψ corresponds to the weight of hours worked in the utility function and is chosen so that agents devote 1/3 of their total time endowment to work. γ is the weight of the domestic price level in the consumer price index. Following Faia & Iliopoulos (2011), we set the elasticity of substitution among the different varieties of goods in the domestic economy to $\eta = 8$, such that the steady state markup is 15%. We calibrate the parameter governing the price adjustment costs, ϕ_p , to be in line with the standard Calvo price adjustment process. As Keen & Wang (2007) show, if η is equal to 8 and assuming a price adjustment on average after 4 quarters,

²¹ Appendix A provides a detailed solution of the model and lists the complete set of model equations.

²²For the simulation of the model, we use the DYNARE implementation for Matlab (<http://www.dynare.org>).

²³See for example Clarida et al. (2001), Monacelli (2004), Gali & Monacelli (2005), or Faia & Iliopoulos (2011).

Table 1: Parameter values or ranges

Description	Parameter	Value
<i>Structural parameters</i>		
Discount factor	β	0.990
Relative risk aversion	σ	1.000
Inverse Frish labor supply elasticity	ϕ	3.000
Price adjustment cost parameter	ϕ_p	55.000
Elasticity of substitution between differentiated goods	η	8.000
Elasticity of substitution (<i>d</i> vs. <i>f</i>)	ξ	1.500
Weight of domestic prices in CPI	γ	0.600
Weight of labor-disutility	ψ	600.000
<i>Habit mechanism</i>		
Habit persistence	ρ	0.850
Habit formation	θ	0.860
<i>Openness parameters</i>		
Openness preference	ω	[0.300, 0.500, 0.700]
Capital adjustment	χ	[0, 0.0019, 5.000]
<i>Monetary policy</i>		
Persistence (policy rule)	ρ_R	0.790
Inflation coefficient (policy rule)	γ_π	1.500
Output gap coefficient (policy rule)	γ_y	0.5/4
Exchange rate coefficient (policy rule)	γ_e	$\in [0, 1]$
<i>Fiscal policy</i>		
Share of government spending	s_g	0.200
Persistence in government process	γ^g	0.900
<i>Steady state values</i>		
Steady state hours worked	\bar{h}	1/3
Steady state inflation	$\bar{\pi}$	1.000

then ϕ_p is roughly 55. The elasticity of substitution between domestic and foreign goods, ξ , is equal to 1.5. This value is also used in Ravn et al. (2012) and common in the analysis of business cycles.²⁴

Habit mechanism. In order to calibrate the parameter values of the deep-habit mechanism we rely on the available literature by Ravn et al. (2006, 2012) and Cantore et al. (2012). We set the degree of habit persistence, ρ , to 0.85, and the value of habit formation, θ , to 0.86.

Economic openness. Our main interest is to examine the impact of economic openness on the fiscal multiplier in a New Keynesian model with deep habits. The first dimension of interest is the degree of home bias in consumption. For the benchmark calibration we follow Ravn et al. (2012) and set the degree of trade openness, $\omega = 0.5$. This value implies that there is *no* home bias in consumption and that households allocate their consumption evenly across domestic and foreign goods. The economy has 100% home bias when ω converges to 1, and only consumes foreign goods when $\omega \rightarrow 0$. We call it an *open economy* when household prefer the foreign over the domestic good and $\omega = 0.3$. It is a *closed economy* when $\omega = 0.7$. A further dimension of economic openness is the mobility of capital, which is characterized by the parameter χ . Here we take the value used in Kollmann (2002) for the benchmark simulation and set $\chi = 0.0019$. International bond markets are perfectly integrated and we have *high capital mobility* when $\chi \rightarrow 0$. Following Sutherland (1996) and Pierdzioch (2004), we claim that the model features *low capital mobility* when χ equals 5.

Monetary policy. The third dimension of economic openness is characterized by the degree of

²⁴We have run simulations of the model for different calibrations, namely σ and ϕ ranging between (1,5) and η , ϕ_p and ξ set to 5, 25 and 3 respectively. Changing these structural parameters does not affect the qualitative implications of the results presented in Table 2.

exchange rate targeting by the central bank. We define a *floating exchange rate regime* by calibrating $\gamma_e = 0$. This is a classical characterization of a monetary policy rule with which the central bank only targets deviations in inflation and output. We call it an *exchange rate peg*, when $\gamma_e \rightarrow 1$. Here, the central bank's target is to maintain changes in the nominal exchange rate constant. As to the further parameters in the monetary policy rule, we follow the existing literature such as Taylor & Woodford (1999) and set the response to inflation, γ_π , to 1.5 and the response to output, γ_y to 0.5/4. The degree of interest rate smoothing is $\rho_R = 0.79$ and taken from Chari et al. (2002).

Fiscal policy. The share of public consumption in output is equal to 20%. This value approximately corresponds to the mean of the government spending share in OECD economies. We are interested in the consequences of a fiscal policy shock, hence the process of g_t is the only stochastic source in the model which we consider. As in Cantore et al. (2012), we set the calibration of the exogenous process for government expenditures such that the parameter for auto-correlation, γ^g , is 0.9. The size of the fiscal policy shock equals 1 percent of steady state output.

In the steady state we have perfect price stability, i.e., $\bar{\pi} = 1$, which implies $\bar{P} = \bar{P}^d = \bar{P}^f = \bar{P}^* = \bar{e} = r\bar{e}r = 1$ and $\bar{R} = \bar{R}^* = 1/\beta$.

3.2 Fiscal multipliers

The fiscal multiplier measures how real GDP changes when government spending increases by one unit of domestic goods. For example, if a one-unit increase in government spending causes domestic real GDP to increase by half a unit, then the multiplier is 0.5. We follow Ilzetzki et al. (2013) for the calculation of two types of fiscal multipliers. On the one hand, we measure the change of real GDP to a an increase in government spending when the expenditure shock occurs at $t = 0$. We define the *impact multiplier* as:

$$\text{impact multiplier} = \frac{\Delta y_0}{\Delta g_0}. \quad (3.1)$$

On the other hand, we wish to be able to study the multiplier effect over a long forecast horizon. To this end we also report the *cumulative multiplier* obtained at horizon T :

$$\text{cumulative multiplier}(T) = \frac{\sum_{t=0}^T \Delta y_t}{\sum_{t=0}^T \Delta g_t}. \quad (3.2)$$

4 Results

Table 2 summarizes the main results of this paper. The impact and cumulative fiscal multipliers on aggregate output are displayed for different degrees of economic openness. If not stated otherwise, the calibration assumed corresponds to Table 1 and the exchange rate is floating.

Impact multipliers lie in the range of 0.67 to 1.05, while cumulative multipliers mostly lie above one, which is consistent with conventional findings. We make three main observations: *Firstly*, exchange rate flexibility clearly decreases the fiscal multiplier, both in the short and the long run.

Table 2: Economic openness and fiscal multipliers

Economic Openness	Calibration	Fiscal Multiplier	
		Impact	Cumulative
Floating exchange rates (Benchmark)	$\gamma_e = 0$	0.68	1.02
Exchange rate peg	$\gamma_e \rightarrow \infty$	1.05	1.63
Open economy	$\omega = 0.3$	0.70	0.99
Closed economy	$\omega = 0.7$	0.70	1.10
High capital mobility	$\chi = 0$	0.67	0.71
Low capital mobility	$\chi = 5$	0.68	1.44

Notes: Impact multipliers are calculated at $T = 0$ and cumulative multipliers for $T = 20$, e.g. a 5-year horizon. The shock is an one-unit increase in g_0 . If not stated otherwise, we calibrate the model with $\gamma_e = 0, \omega = 0.5$ and $\chi = 0.0019$.

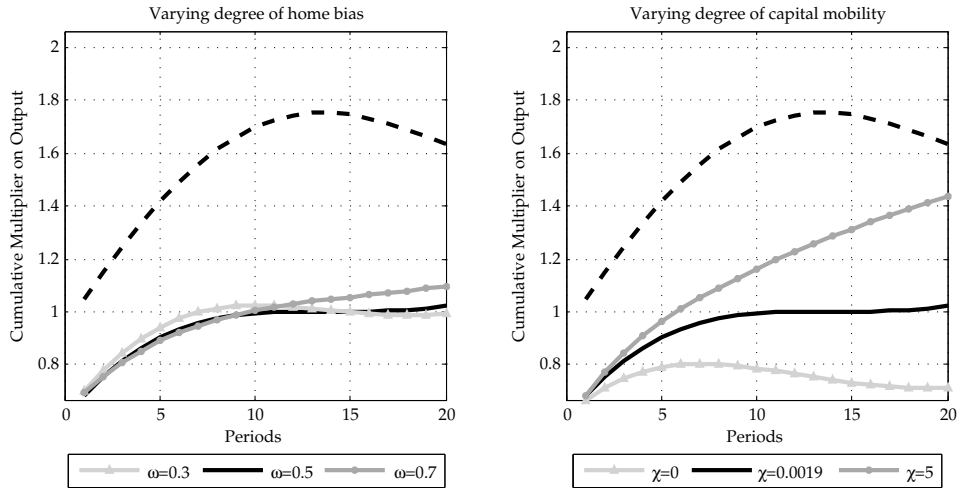
While the impact multiplier under flexible exchange rates is below one (0.68 for the benchmark calibration), it lies above one (1.05) under pegged exchange rates. The cumulative multiplier is 1.02 under flexible exchange rates and 1.63 when the exchange rate is pegged. This first finding is in line with the empirical evidence obtained by [Ilzetzi et al. \(2013\)](#) and [Corsetti et al. \(2012\)](#), who find that the government spending multiplier is larger in countries which manage an exchange rate peg than in those with flexible exchange rates.

Secondly, the cumulative multiplier depends positively on the degree of home bias. When the economy is relatively closed with $\omega = 0.7$, the cumulative multiplier amounts to 1.10. On the contrary, when $\omega = 0.3$ and the economy is open with respect to trade, the cumulative impact of a fiscal policy shock amounts to 0.99. This finding is consistent with the traditional Mundell-Fleming model. Empirical evidence on trade openness and fiscal multipliers is limited. [Ilzetzi et al. \(2013\)](#) find in their empirical work that open economies have negative long run multipliers while closed economies have cumulative multipliers of around 1.1. At least qualitatively, our results are in line with these empirical findings.

Thirdly, the degree of capital mobility has a diminishing effect on the cumulative fiscal multiplier. On impact, there is no notable difference. If capital mobility is low (e.g., $\chi = 5$), the cumulative multiplier amounts to 1.44 and is higher than in the benchmark. This finding is consistent with conventional wisdom but stands in contrast to the theoretical results obtained by [Pierdzioch \(2004\)](#), who claims that the output effect of a fiscal policy shock need not be lower in the case of high capital mobility.

Figure 1 illustrates these three main findings. Under fixed exchange rates, the cumulative fiscal multiplier exhibits a “hump-shaped” pattern, with its maximum between 10 and fifteen periods. When the central bank lets the exchange rate float, the cumulative multiplier is below one on impact and converges to unity after 10 periods. The degree of trade openness creates significant differences in the cumulative multiplier. In the closed economy, fiscal policy is more effective than in the open economy after 20 periods. The difference in fiscal effectiveness becomes even larger regarding capital mobility. If capital is highly mobile between the domestic and foreign economy, the fiscal multiplier has a hump-shape below 0.8. In the case of low capital mobility, the cumulative multiplier is upward-sloping and lies above one after five periods.

Figure 1: Cumulative multiplier of output



Notes: Solid lines for flexible exchange rates with $\gamma_e = 0$ and dotted lines for pegged exchange rates for $\gamma_e \rightarrow \infty$.

5 Mechanism of a government expenditure shock

In this section, the dynamics that drive the fiscal multiplier will be discussed in detail. With regard to the research question, we lay special emphasis on the role of economic openness.

5.1 Dynamics in the benchmark

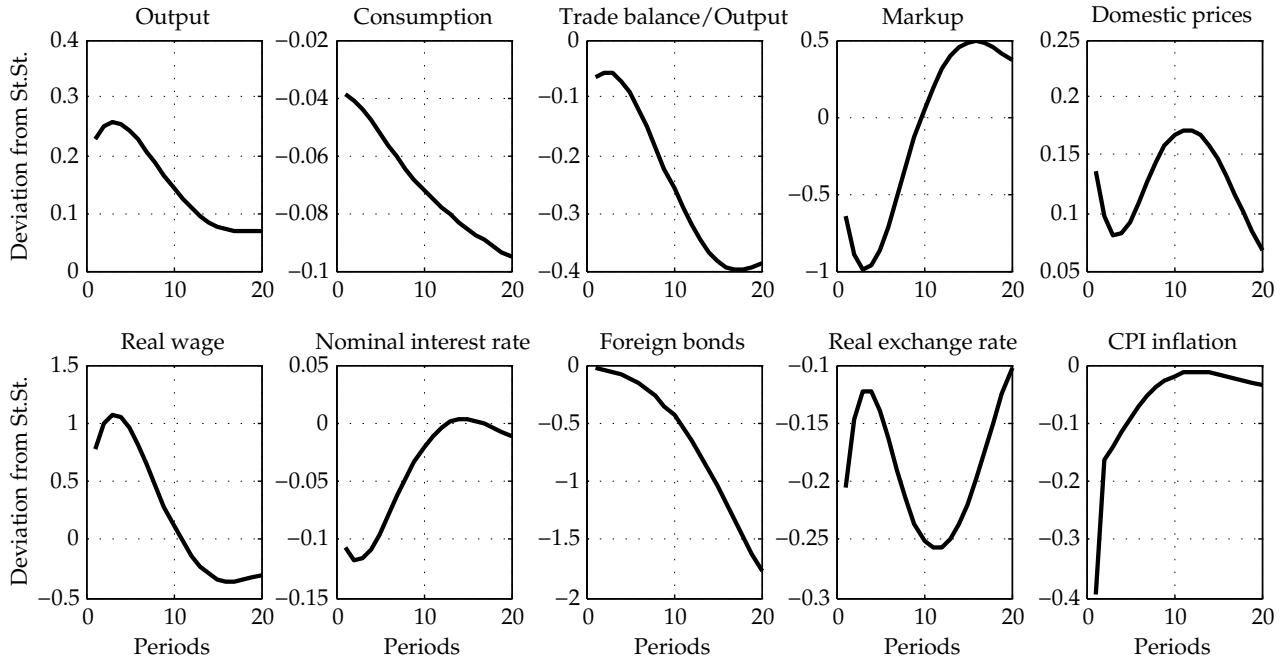
Figure 2 presents the impulse responses of aggregate demand and its components as well as a selection of other variables to a fiscal shock. The shock to government spending has a size of one percent of domestic output. The model is linearly approximated around the zero-inflation steady state and the impulse response functions (IRFs) represent level deviations from the steady state.²⁵ The central bank follows a conventional Taylor rule *without* exchange rate targeting. In a first step, we look at the model dynamics for the benchmark calibration given in Table 1.²⁶

Following an increase in government expenditures, output increases. The dynamics of output exhibit an hump-shaped pattern. Both consumption and the trade balance ‘crowd-out’ the effect of the fiscal expansion. These dynamics of aggregate demand are consistent with the theoretical predictions of the traditional Mundell-Fleming model and in line with the reported evidence in [Ilzetki et al. \(2013\)](#) and [Ravn et al. \(2012\)](#). Markups react in a counter-cyclical fashion and decrease. The real wage and the level of domestic prices go up, while CPI inflation decreases. Under flexible exchange rates, the central bank follows active monetary policy and reacts to changes in CPI inflation and output. She therefore lowers the nominal interest rate. The fall in the CPI together with the (less strongly) decreasing nominal interest rate leads to an increase in the real interest rate, which gives households an incentive to reduce their net foreign assets position. The demand for foreign bonds falls, capital flows into the domestic economy, so that the real exchange rate appreciates. A

²⁵This representation allows for a direct comparison of IRFs. Multipliers are presented in Tables 2 and 3 and Figure 1.

²⁶The magnitude of the impulse responses is in line with the dynamics reported by [Cantore et al. \(2012\)](#).

Figure 2: Impulse response functions in the benchmark



Notes: Impulse responses show level deviations from steady state to an one percent increase in government expenditures (of domestic output). We scaled the IRFs up by 100 to facilitate the reading. The exchange rate is fully flexible, with $\gamma_e = 0$. The model is calibrated as in Table 1. As a reading example, consider the impulse response of output: An increase in government expenditures by one percent of domestic steady state output (equals 0.0033 units of domestic goods) raises output by 0.0023 units of domestic goods. This corresponds to an impact multiplier of 0.68, i.e. a percentage deviation from steady state of 68%.

similar behavior of the real exchange rate was also observed by [Corsetti et al. \(2012\)](#) and [Ilzetzki et al. \(2013\)](#) and relates to the notion of monetary accommodation. With active monetary policy, the reaction of the monetary authority plays an important role in determining the expansionary effect of fiscal policy.²⁷

We identify two main channels which are responsible for generating these dynamics. Both are related to the working of deep habits and the counter-cyclical markup. On the one hand we have a negative *wealth effect*, which is typical for business cycle models. On the other hand we have a *substitution effect*, which is due to the counter-cyclical firm markups. In the following we will discuss these two channels.

5.2 Wealth effect

A standard outcome of the traditional real business cycle literature is that an increase in government spending has a crowding-out effect on private consumption through its negative wealth effect on the household's budget.²⁸ As the government raises the tax rate in order to finance its expenditures,

²⁷See for example [Davig & Leeper \(2011\)](#) and [Coenen et al. \(2012\)](#) for discussions on how the effect of fiscal policy differs across the specification of monetary policy.

²⁸See [Baxter & King \(1993\)](#) for a thorough investigation of the effect of fiscal spending on aggregate demand components using a standard real business cycle model.

it takes resources away from each household. The government buys goods from the domestic firms and so consumes a fraction of total output. Yet, the goods bought by the government are not redistributed to the households or other agents in the economy such that they could be used in any utility-delivering or productive way.²⁹ Hence, households get poorer and therefore increase their work effort. Aggregate output increases in response. We can see in Figure 2 that consumption is crowded-out, yet the effect is small. This implies that the negative wealth effect is partially compensated by the substitution effect, which is due to the counter-cyclical markups.

5.3 Substitution effect (counter-cyclical markups)

The role of counter-cyclical markups for the fiscal multiplier is linked to the mechanism of deep-habit formation which is explained in technical detail in Sections 2.1.2 and 2.3. In short, at the level of the individual good, i , the deep-habit mechanism implies that having consumed i in the past increases the marginal utility of future consumption of i for a given household. The monopolistically competitive firms take advantage and set the wage rate and the price of their goods such that their markups move in a counter-cyclical fashion. There are two reasons for this kind of behavior of the firms. Firstly, they take into account the intra-temporal effect of an increase in aggregate demand, which raises the price elasticity of the demand each individual firm i faces. Secondly, by lowering today's markup, the firms can acquire customers that will return in the future.

As Figure 2 displays, it is mostly the changes in the real wage which affect the movements in the markup and to a lesser extent the changes in the price of domestic goods. These results are consistent with Ravn et al. (2012), who show that in response to a shock in government spending the markup of domestic firms decreases, a result which is mainly based on an increasing domestic wage rate (Ravn et al. (2012), Figures 3 and 4). Cantore et al. (2012) find that in response to a government spending shock, the real wage increases and does so virtually as a mirror image of the decreasing firm markup (Cantore et al. (2012), Figure 1). The formation of 'deep' habits is the cornerstone of these kind of dynamics, as it introduces a substitution effect that is able to partly compensate the negative wealth effect of public absorption with respect to private consumption. The decline in markups shifts the labor demand curve outward, thereby increasing the real wage. In turn, households have an incentive to substitute consumption for leisure. The impact response of consumption in response to the fiscal shock may therefore be close to zero or only slightly negative.

In order to review the importance of the deep-habit mechanism for the output multipliers found in Table 2, it is worthwhile studying the case in which deep-habit formation is absent. If the intensity of habit formation, represented by the parameter θ , is turned down to zero, then the model goes back to a more classic mechanism. Table 3 reports the fiscal multipliers (impact and cumulative) under the benchmark calibration with deep-habit formation as in Table 2, and compares them to the case where deep-habit formation is absent ($\theta = 0$). We observe three things: (i) qualitatively, the degree of economic openness affects the multiplier similarly under all three specifications, although

²⁹An alternative way of modeling is that households get direct utility from government expenditures, as it is done e.g. by Gali & Monacelli (2008).

the effect is small when there is no formation of deep habits; (2) without habit formation, $\theta = 0$, the fiscal multipliers are generally lower than in the benchmark, moreover the effectiveness of fiscal policy decreases with time under all calibrations; and (3) with formation but without persistence, $\theta = 0.86$, $\rho = 0$, the implications for the fiscal multiplier are similar to the benchmark, although quantitatively different.³⁰

Table 3: Output multipliers and the role of the deep-habit mechanism

	Benchmark		No formation $\theta = 0$		No persistence $\rho = 0$	
	Impact	Cumulative	Impact	Cumulative	Impact	Cumulative
Economic Openness						
Floating exchange rates	0.68	1.02	0.20	0.18	0.46	1.19
Exchange rate peg	1.05	1.63	0.34	0.20	0.76	1.40
Open economy	0.70	0.99	0.20	0.18	0.49	1.18
Closed economy	0.70	1.10	0.24	0.20	0.47	1.27
High capital mobility	0.67	0.71	0.18	0.12	0.45	0.79
Low capital mobility	0.68	1.44	0.44	0.32	0.57	1.93

Notes: If not stated otherwise, the model calibration is as described in Table 1. The degrees of economic openness are calibrated as in Table 2. Impact multipliers are calculated at $T = 0$ and cumulative multipliers for $T = 20$. The shock is an one-unit increase in g_0 .

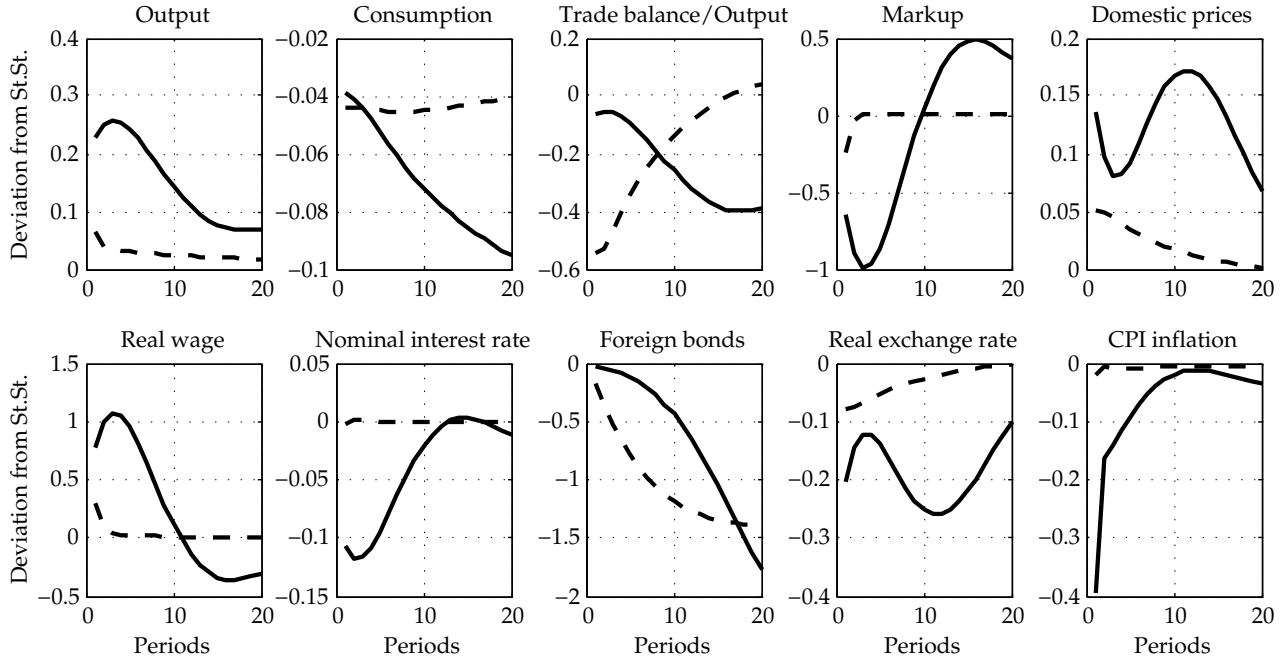
If agents do not form deep habits, then the demand which each individual firm i faces only depends on the price-elastic component. Suppose now domestic public expenditures increase. This shock causes aggregate demand to go up, but does not affect its price elasticity. Therefore, producers have less of an incentive to lower their markup than in the presence of habit formation. This incentive becomes even smaller as newly acquired customers cannot be inter-temporally bound to the producer. In turn, the upward shift in labor demand is smaller and the real wage does not increase by as much. The absence of habit formation diminishes the substitution effect on the fiscal multiplier.

Figure 3 illustrates the model dynamics when households do not form deep habits and compares them to the benchmark model. Taking a closer look at the components of aggregate demand, we can see that output reacts less strongly without deep habits. Further, although consumption falls more on impact, it falls less over time. Finally, the trade balance deteriorates more strongly on impact, converging back to zero after 20 periods. The dynamics of the trade balance are determined by the accommodation of the central bank and its effect on the real exchange rate. Without deep habits, CPI inflation only falls slightly. Therefore, the central bank does not lower the nominal interest rate by much. Nevertheless the real interest rate increases by an amount that makes holding foreign bonds unattractive, such that capital flows into the domestic economy and the real exchange rate appreciates. As foreign goods become relatively cheaper, households shift their consumption towards the foreign good. Moreover, as the price of domestic goods increases, exports decrease. In turn, the trade balance deteriorates and crowds-out the effect of the increase in government spending. In short, counter-cyclical markups and the formation of deep habits mitigate the negative

³⁰As the persistence of habit formation is not the key driver of the model dynamics, rather the parameter on habit formation, θ , we restrict ourselves in the following to compare the case of no habit formation ($\theta = 0$) to the benchmark calibration.

wealth effect on the domestic households and lead consequently to more efficient fiscal policy.

Figure 3: Model dynamics with and without deep-habit formation



Notes: Solid lines for benchmark model with $\theta = 0.86$ and dotted lines for model without deep habits ($\theta = 0$).

One can ask the question whether it is true that real-world markups fall in response to a fiscal expansion. For example, [Perotti \(2008\)](#) provides evidence from several countries based on structural VARs (including the United States and the United Kingdom) which is consistent with the real wage increasing in response to a fiscal policy expansion. In the present model, similarly to the model of [Ravn et al. \(2012\)](#), the markup equals the inverse of the domestic real product wage. Therefore, real product wages which have been reported to increase in response to a positive government spending shock by [Perotti \(2008\)](#) are consistent with counter-cyclical markups.

6 Economic Openness

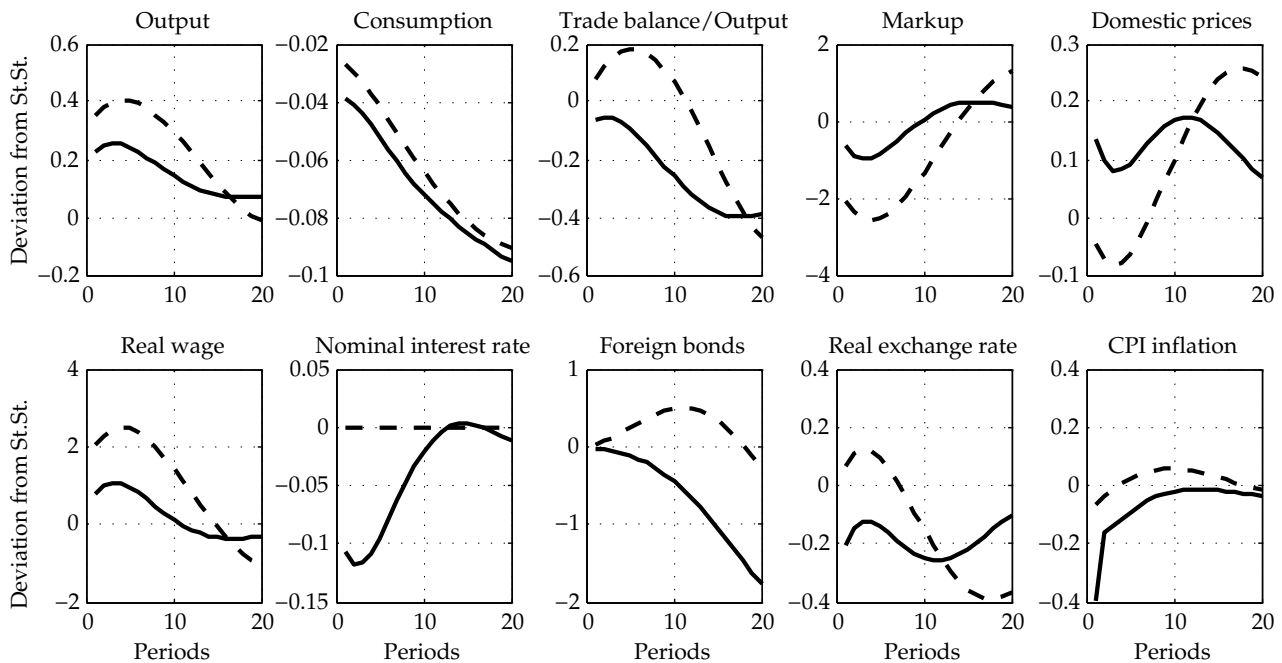
We characterize the degree of economic openness by three dimensions. Firstly, the monetary authority controls the flexibility of the exchange rate through the Taylor rule. Secondly, trade openness is measured by the degree of home bias. The home bias parameter indicates how much weight the domestic households put on the domestic and the foreign good in its aggregate consumption bundle. Finally, we measure the degree of capital mobility by the cost which households incur to reallocate their portfolio of domestic and foreign bonds. As reported in Section 4, all dimensions of economic openness play an important role in determining the size of the fiscal multiplier. In the following, they will be discussed separately.

6.1 Exchange rate flexibility

A natural question arising from the empirical findings in [Ilzetzi et al. \(2013\)](#) is how the exchange rate regime affects the effectiveness of fiscal policy and whether a model is able to replicate the empirical fact that fiscal policy is more effective under pegged exchange rates than under a float.³¹ As it is shown in [Table 2](#), both the impact and the cumulative multipliers are significantly higher under fixed than under flexible exchange rates.

We compare the transmission mechanism of a fiscal policy shock for the two exchange rate regimes under consideration in [Figure 4](#). Under floating exchange rates (solid lines), output reacts less strongly than under flexible exchange rates. Both the trade balance and (to a lesser extent) private consumption partly crowd out the effect of the fiscal expansion. These dynamics of aggregate demand are consistent with the reported evidence in [Ilzetzi et al. \(2013\)](#) and [Ravn et al. \(2012\)](#). If the exchange rate is pegged, the response of output (*i.e.* the impact multiplier) is larger than one.³² The impact response of the trade balance is positive on impact, and the crowding-out of consumption is mitigated. This finding is related to (1) a currency effect and to (2) a subsequent intensification of the substitution effect described above.

Figure 4: Dynamics under different exchange rate regimes



Notes: Solid lines for flexible exchange rates with $\gamma_e = 0$ and dotted lines for pegged exchange rates for $\gamma_e \rightarrow \infty$.

³¹See also [Corsetti et al. \(2012\)](#) and [Born et al. \(2013\)](#). Both studies report empirical findings which are consistent with the conventional wisdom that fiscal policy is more effective under fixed exchange rates.

³²Consider the impulse response of output: An increase in government expenditures by one percent of domestic steady state output (equals 0.0033 units of domestic goods) raises output by 0.0035 units of domestic goods. This corresponds to an impact multiplier of 1.05, *i.e.* a percentage deviation from steady state of 105%.

6.1.1 Currency effect and exchange rate flexibility

The currency effect is related to the movement of the real exchange rate and is closely linked to the stance of monetary policy. Under *flexible exchange rates*, the central bank reacts actively to changes in CPI inflation and output, but not to changes in the nominal exchange rate.³³ As we can see from Figure 4, a fiscal expansion increases output while CPI inflation falls. This implies that the nominal appreciation of the domestic currency outweighs the increasing prices of domestic goods. Therefore we see a real appreciation of the domestic currency.³⁴ Domestic households exploit this appreciation and buy more foreign goods, while foreign consumers react by demanding less of the domestic goods. Consequently the fall in the trade balance of the domestic economy partly crowds-out the demand effect of the fiscal policy shock. With an increasing real interest rate, making the holding of foreign bonds relatively less attractive, households substitute foreign for domestic goods, which leads to an inflow of capital to the domestic economy.

By contrast, under *fixed exchange rates*, the nominal interest rate has to stay constant over time. CPI inflation increases after the impact, as domestic prices increase while the exchange rate is rigid. The real interest rate decreases and the holding of domestic bonds becomes relatively less attractive. Consequently, we experience an increase in the trade balance and an outflow of capital. This crowding-in effect of the trade balance is the main reason why fiscal policy in our model is more effective under fixed exchange rates.

6.1.2 Substitution effect and exchange rate flexibility

Besides the crowding-in of the trade balance through the currency effect, we also observe in Figure 4 that the crowding-out effect of consumption is less strong under fixed exchange rates. This fact is related to the deep-habit mechanism and the working of counter-cyclical markups. Because the price elasticity of demand is affected through deep habits, domestic firms will lower their markups (see Figure 4). Under fixed exchange rates, the firms lower their markups more than under flexible exchange rates, since the effect on aggregate demand is larger than when the exchange rate is able to adjust. The decrease in the markup leads to an amplification effect in labor demand, causing the real wage to increase more strongly. The demand of the domestic households for the domestic goods goes up, reducing thereby the crowding-out effect of the fiscal policy shock. To sum up, lower exchange rate flexibility mitigates the adjustment channel of the nominal interest rate, causing markups to decrease more strongly and therefore reducing the crowding-out of private consumption. Hence, fiscal policy is more effective under fixed exchange rates.

³³We tested the model also when the central bank does not target deviations in output, *i.e.* with γ_y set to 0. The qualitative implications of the model are robust to this specification.

³⁴See Davig & Leeper (2011), Coenen et al. (2012) or Christiano et al. (2011) for a discussion of the accommodation channel and its role for the transmission mechanism of fiscal policy shocks.

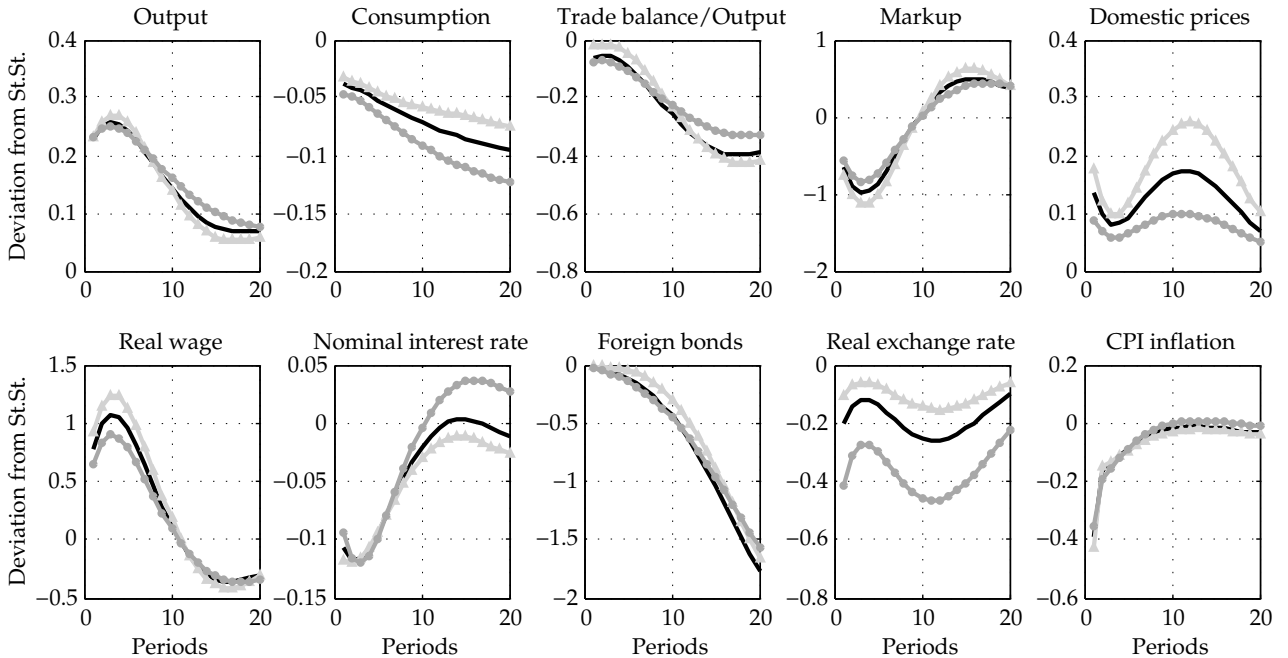
6.2 Openness to trade

As reported in Section 4, openness to trade decreases the cumulative fiscal multiplier. This effect again relies on the response of the real exchange rate and is closely related to the mechanism of counter-cyclical markups and the presence of deep habits. We remember that in the benchmark case of floating exchange rates, a fiscal expansion leads to a decrease in the firm's markup and causes the real exchange rate to appreciate. [Ravn et al. \(2012\)](#) identify this channel as the *pricing-to-habits effect*. Besides this channel, the *domestic-relative-price effect* further has to be taken into account, once home bias in consumption is present. This can best be understood when considering the relative demand function of domestic consumers with respect to foreign goods, which we derive from the combination of equations (2.2) and (2.3):

$$\frac{p_t^d}{rer_t} = \frac{\omega}{(1-\omega)} \left(\frac{c_t^d}{c_t^f} \right)^{-\frac{1}{\epsilon}}. \quad (6.1)$$

Intuitively, in the case without home bias in consumption ($\omega = 0.5$), an increase in government spending does not change the real terms-of-trade ($\frac{rer_t}{p_t^d}$), as a shock to aggregate demand has proportionally the same impact on c_t^d and c_t^f . If instead agents have a consumption bias towards domestically produced goods, i.e. $\omega > 0.5$, then an increase in domestic government spending raises the price of domestic relative to foreign goods, leading to an appreciation of the real exchange rate.³⁵

Figure 5: Dynamics under different degrees of trade openness



Notes: — Δ Open $\omega = 0.3$, — No home bias $\omega = 0.5$, • Closed $\omega = 0.7$.

Figure 5 displays how the degree of trade openness affects the transmission mechanism of a

³⁵See [Corsetti & Müller \(2006\)](#), [Monacelli & Perotti \(2006, 2010\)](#), [Müller \(2008\)](#), for related studies on the role of home bias for the transmission mechanism of fiscal policy shocks.

fiscal policy shock and helps us understand the results in Table 2. There is a stronger decline of private consumption when a home bias is present. The trade balance decreases more strongly on impact but there is less crowding-out in the long run. In line with the intuition developed above, the real exchange rate appreciates more when there is a home bias in consumption. How does this affect the output multiplier?

As an increase in government spending leads to both an appreciation of the real exchange rate and a slight decrease in private consumption, two opposing effects come into play. On the one hand, the reduction in private consumption (the sum of domestically produced goods and imports) has a positive effect on the trade balance through an *absorption effect*.³⁶ This effect is smaller under a home bias. When households prefer the domestically produced good, then the demand for it diminishes more *ceteris paribus* than the demand for the imported good. However, the effect on the multiplier is small. When the economy is closed, markups respond less strongly (counter-cyclically) and the subsequent increase in the price level is smaller. Hereby, the absorption effect loses its weight. (It will be of relevance again in connection with capital mobility, as it will be described below.)

On the other hand, the appreciation of the real exchange rate causes an *expenditure-switching effect* towards the foreign good. As the foreign good becomes relatively cheaper, the households reallocate their demand, such that imports increase and the trade balance declines. This effect is smaller under a home bias. Overall, the stronger expenditure-switching effect prevails over the weaker absorption effect, and the cumulative multiplier depends positively on the degree of home bias.

To sum up, we identify the dynamics of private consumption and the real exchange rate as the main drivers for the effectiveness of fiscal policy in an open economy framework. Our model highlights the important role of home bias, as its implied effects have consequences for the crowding-out of the trade balance and in turn for the fiscal multiplier.

6.3 Capital Mobility

One of the main messages from the results presented in Table 2 is that the cumulative multiplier is larger when capital mobility is low. The degree of capital mobility affects the household's consumption and savings decision through the uncovered interest parity condition, which is given by the combination of equations (2.5) and (2.6),

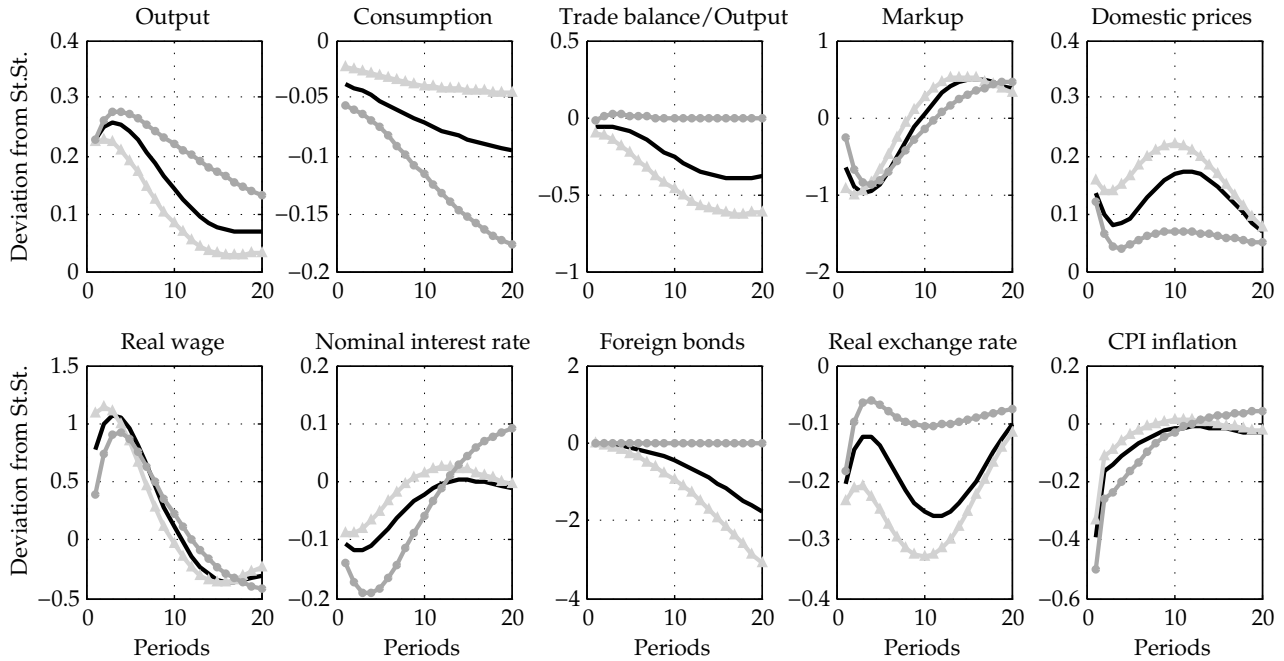
$$R_t = \frac{R_t^*}{1 + \chi b_t^f} \mathbb{E}_t \left(\frac{e_{t+1}}{e_t} \right). \quad (6.2)$$

This condition relates the domestic nominal interest rate to the foreign, subject to portfolio adjustment costs, and the expected change in the nominal exchange rate. As the economy is small with respect to the rest of the world, the foreign nominal interest rate is exogenous. As the initial net foreign assets position in $t = 0$ is zero, the degree of capital mobility only has an impact from

³⁶The fall in total private consumption implies both a fall in the demand for imported goods and domestically produced goods. The fall in imports leads to an improvement in the trade balance. This working is called the absorption effect. See Erceg, Guerrieri & Gust (2005) for a detailed discussion.

$t > 0$ onwards. It takes at least one period for agents to decide on how to allocate their portfolio of domestic and foreign bonds, taking into account the expected changes in the exchange rate.

Figure 6: Dynamics under different degrees of capital mobility



Notes: —•— Δ High mobility $\chi = 0.00$, — Benchmark $\chi = 0.0019$, —•— • Low mobility $\chi = 5$.

To understand how the degree of capital mobility affects the cumulative output multiplier, let us consider the dynamics depicted in Figure 6. Lowering the degree of capital mobility diminishes the otherwise larger impact on the net foreign asset position in response to a fiscal expansion (as it is described above in terms of the currency effect, see Section 6.1.1). High costs of reallocating bond holdings during a fiscal expansion are implemented via a high value of the χ parameter. Instead of lowering their demand for foreign bonds as when capital is perfectly mobile, households maintain their foreign bond holdings constant. Consequently, the domestic currency appreciates less strongly. While consumption decreases more significantly, we observe that the trade balance does not crowd-out the increase in government expenditures. As domestic prices do not increase by as much, they lower the consumption of domestic goods by less than the consumption of imports. The *expenditure-switching effect* is therefore smaller and the *absorption effect* prevails.

These results challenge the findings by Pierdzioch (2004), who claims that higher capital mobility can also increase the effectiveness of fiscal policy, when monetary policy is characterized by a simple money supply rule with price-level and output-gap targeting. We expand the analysis by Sutherland (1996) and Pierdzioch (2004) as we formalize monetary policy with a commonly used Taylor rule. Importantly, we show that in a model with counter-cyclical markups and active monetary policy, the degree of capital mobility is inversely related to the cumulative effectiveness of fiscal policy. This underlines the conventional wisdom of the Mundell-Fleming model.

7 Conclusion

This article adds to the recent debate on the dynamics of fiscal policy shocks and the size of government spending multipliers by providing a normative assessment of fiscal policy effectiveness in open economies. We incorporate the mechanism of deep-habit formation formalized by [Ravn et al. \(2006\)](#) in a New Keynesian small open economy framework to compare three dimensions of economic openness: (i) the flexibility of the exchange rate; (ii) the degree of trade openness; and (iii) the level of capital mobility.

In line with recent empirical evidence, we show that fiscal effectiveness is higher when the exchange rate is pegged. This finding has a direct implication on policy making because it relates to the question whether fiscal policy measures in Eurozone countries during the past financial crisis were effective. It also underscores the importance of monetary and fiscal policy interactions. With monetary accommodation under floating exchange rates a decline in the trade balance and a crowding-out of the effect of a fiscal expansion may result, even when counter-cyclical markups are present and the crowding-out effect of private consumption is thereby reduced.

A second finding with direct implications for policy making relates to the degree of trade openness. Our theoretical model confirms the empirical evidence reported by [Ilzetzki et al. \(2013\)](#), who indicate that fiscal multipliers are smaller in open economies than in closed ones. As [Levy Yeyati, Sturzenegger & Reggio \(2010\)](#) show, trade openness is strongly associated with the propensity to peg the exchange rate. Eurozone countries typically display larger trade openness than closed economies such as the United States. Hence, our results cast doubt on the effectiveness of fiscal policy measures during the past financial crisis in these countries.

Third, we stress that higher capital mobility leads to lower fiscal multipliers. This result advances the debate on fiscal policy effectiveness by highlighting the role of international financial market integration for the propagation of fiscal policy shocks. Our results are in line with conventional wisdom and [Sutherland \(1996\)](#), but in contrast to [Pierdzioch \(2004\)](#).

Although the results obtained in the present study reliably shed light on the influence of economic openness on the size of the fiscal multiplier, a limitation of the applied framework is the assumption of flexible wages. It would be an interesting extension to introduce nominal wage stickiness or to add labor market frictions to our proposed model. There is empirical evidence in [Pappa \(2009\)](#) that a fiscal expansion leads to an increase in real wage and employment; this gives rise to the question of how counter-cyclical markups and the fiscal multiplier would react if the adjustment of wages is rigid.

References

- Baxter, M. & King, R. (1993). Fiscal policy in general equilibrium. *The American Economic Review*, 83, 315–334.
- Baxter, M. & Stockman, A. C. (1989). Business cycles and the exchange-rate regime: some international evidence. *Journal of Monetary Economics*, 23(3), 377–400.
- Bénétrix, A. S. & Lane, P. R. (2013). Fiscal shocks and the real exchange rate. *International Journal of Central Banking*, 9(3), 1–32.
- Blanchard, Olivier & Johnson, D. W. (2013). *Macroeconomics*. Prentice Hall.
- Born, B., Juessen, F., & Müller, G. J. (2013). Exchange rate regimes and fiscal multipliers. *Journal of Economic Dynamics and Control*, 37(2), 446–465.
- Cantore, C., Levine, P., Melina, G., & Yang, B. (2012). A fiscal stimulus with deep habits and optimal monetary policy. *Economics Letters*, 117(1), 348–353.
- Canzoneri, M., Collard, F., Dellas, H., & Diba, B. (2012). Withering government spending multipliers. *Journal of Money, Credit and Banking*, 44(s2), 185–210.
- Chari, V. V., Kehoe, P. J., & McGrattan, E. R. (2002). Can sticky price models generate volatile and persistent real exchange rates? *The Review of Economic Studies*, 69(3), 533–563.
- Chintagunta, P., Kyriazidou, E., & Perktold, J. (2001). Panel data analysis of household brand choices. *Journal of Econometrics*, 103(1), 111–153.
- Christiano, L., Eichenbaum, M., & Rebelo, S. (2011). When is the government spending multiplier large? *Journal of Political Economy*, 119(1), 78–121.
- Clarida, R., Gali, J., & Gertler, M. (2001). Optimal monetary policy in open versus closed economies: An integrated approach. *American Economic Review*, 91(2), 248–252.
- Coenen, G., Erceg, C. J., Freedman, C., Furceri, D., Kumhof, M., Lalonde, R., Laxton, D. M., Lindé, J., Mourougane, A., & Muir, D. V. (2012). Effects of fiscal stimulus in structural models. *American Economic Journal: Macroeconomics*, 4(1), 22–68.
- Corsetti, G., Meier, A., & Müller, G. J. (2012). What determines government spending multipliers? *Economic Policy*, 27(72), 521–565.
- Corsetti, G. & Müller, G. J. (2006). Twin deficits: squaring theory, evidence and common sense. *Economic Policy*, 21(48), 597–638.
- Davig, T. & Leeper, E. M. (2011). Monetary–fiscal policy interactions and fiscal stimulus. *European Economic Review*, 55(2), 211–227.

- Dedola, L. & Leduc, S. (2001). Why is the business-cycle behaviour of fundamentals alike across exchange-rate regimes? *International Journal of Finance & Economics*, 6(4), 401–419.
- Dellas, H., Neusser, K., & Wälti, M. (2005). Fiscal policy in open economies. unpublished manuscript, University of Bern.
- Devereux, M. B., Lane, P. R., & Xu, J. (2006). Exchange rates and monetary policy in emerging market economies. *The Economic Journal*, 116(511), 478–506.
- Divino, J. A. (2009). Optimal monetary policy for a small open economy. *Economic Modelling*, 26(2), 352–358.
- Dixit, A. K. & Stiglitz, J. E. (1977). Monopolistic competition and optimum product diversity. *American Economic Review*, 67, 297–308.
- Erceg, C. J., Guerrieri, L., & Gust, C. (2005). Expansionary fiscal shocks and the us trade deficit*. *International Finance*, 8(3), 363–397.
- Faia, E. & Iliopoulos, E. (2011). Financial openness, financial frictions and optimal monetary policy. *Journal of Economic Dynamics and Control*, 35(11), 1976–1996.
- Gali, J., López-Salido, J., & Vallés, J. (2007). Understanding the effects of government spending on consumption. *Journal of the European Economic Association*, 5(1), 227–270.
- Gali, J. & Monacelli, T. (2005). Monetary policy and exchange rate volatility in a small open economy. *The Review of Economic Studies*, 72(3), 707–734.
- Gali, J. & Monacelli, T. (2008). Optimal monetary and fiscal policy in a currency union. *Journal of International Economics*, 76(1), 116–132.
- Hall, R. E. (2009). By how much does gdp rise if the government buys more output? *Brookings Papers on Economic Activity*, 2009(2), 183–249.
- Henderson, D. W. & McKibbin, W. J. (1993). A comparison of some basic monetary policy regimes for open economies: implications of different degrees of instrument adjustment and wage persistence. In *Carnegie-Rochester Conference Series on Public Policy*, volume 39, (pp. 221–317). Elsevier.
- Ilzetzki, E., Mendoza, E. G., & Végh, C. A. (2013). How big (small?) are fiscal multipliers? *Journal of Monetary Economics*, 60(2), 239–254.
- Karras, G. (2012). Trade openness and the effectiveness of fiscal policy: some empirical evidence. *International Review of Economics*, 59(3), 303–313.
- Keen, B. & Wang, Y. (2007). What is a realistic value for price adjustment costs in new keynesian models? *Applied Economics Letters*, 14(11), 789–793.

- Kollmann, R. (2002). Monetary policy rules in the open economy: effects on welfare and business cycles. *Journal of Monetary Economics*, 49(5), 989–1015.
- Kollmann, R. (2010). Government purchases and the real exchange rate. *Open Economies Review*, 21(1), 49–64.
- Levy Yeyati, E., Sturzenegger, F., & Reggio, I. (2010). On the endogeneity of exchange rate regimes. *European Economic Review*, 54(5), 659–677.
- Lim, G. C. & McNelis, P. D. (2008). *Computational macroeconomics for the open economy*. MIT press Cambridge, MA.
- Linnemann, L. (2006). The effect of government spending on private consumption: a puzzle? *Journal of Money, Credit, and Banking*, 38(7), 1715–1735.
- McCallum, B. & Nelson, E. (2000). Monetary policy for an open economy: an alternative framework with optimizing agents and sticky prices. *Oxford Review of Economic Policy*, 16(4), 74–91.
- Monacelli, T. (2004). Into the mussa puzzle: monetary policy regimes and the real exchange rate in a small open economy. *Journal of International Economics*, 62(1), 191–217.
- Monacelli, T. & Perotti, R. (2006). Fiscal policy, the trade balance and the real exchange rate: Implications for international risk sharing. *manuscript, IGIER, Universita Bocconi*, 6, 1–57.
- Monacelli, T. & Perotti, R. (2010). Fiscal policy, the real exchange rate and traded goods. *The Economic Journal*, 120(544), 437–461.
- Müller, G. J. (2008). Understanding the dynamic effects of government spending on foreign trade. *Journal of International Money and Finance*, 27(3), 345–371.
- Pappa, E. (2009). The effects of fiscal shocks on employment and the real wage. *International Economic Review*, 50(1), 217–244.
- Perotti, R. (2008). In search of the transmission mechanism of fiscal policy. In *NBER Macroeconomics Annual 2007, Volume 22*, NBER Chapters (pp. 169–226). National Bureau of Economic Research, Inc.
- Pierdzioch, C. (2004). Capital mobility and the effectiveness of fiscal policy in open economies. *Journal of Macroeconomics*, 26(3), 465–479.
- Punzi, M. T. (2013). Housing market and current account imbalances in the international economy. *Review of International Economics*, 21(4), 601–613.
- Ramey, V. A. (2011). Can government purchases stimulate the economy? *Journal of Economic Literature*, 49(3), 673–685.

- Ravn, M., Schmitt-Grohé, S., & Uribe, M. (2006). Deep habits. *The Review of Economic Studies*, 73(1), 195–218.
- Ravn, M., Schmitt-Grohé, S., & Uribe, M. (2012). Consumption, government spending, and the real exchange rate. *Journal of Monetary Economics*, 59(3), 215–234.
- Riguzzi, M. (2013). *Three Essays in Applied Macroeconomics*. ISBN: 978-3-86624-596-9, University of Bern.
- Rotemberg, J. J. (1982). Monopolistic price adjustment and aggregate output. *The Review of Economic Studies*, 49(4), 517–531.
- Schmitt-Grohé, S. & Uribe, M. (2003). Closing small open economy models. *Journal of international Economics*, 61(1), 163–185.
- Sutherland, A. (1996). Financial market integration and macroeconomic volatility. *The Scandinavian Journal of Economics*, 98, 521–539.
- Taylor, J. B. (1993). Discretion versus policy rules in practice. In *Carnegie-Rochester conference series on public policy*, volume 39, (pp. 195–214). Elsevier.
- Taylor, J. B. & Woodford, M. (1999). Handbook of macroeconomics. *Handbooks in economics* 15, 1A, 543–633.
- Walsh, C. E. (2010). *Monetary theory and policy*. MIT press.
- Woodford, M. (2011). Simple analytics of the government expenditure multiplier. *American Economic Journal: Macroeconomics*, 3(1), 1–35.
- Zubairy, S. (2014). Interest rate rules and equilibrium stability under deep habits. *Macroeconomic Dynamics*, 18(01), 23–40.

A Appendix

A.1 FOC of the Households with Respect to Foreign Bonds

Equation (2.6), the first-order condition of the representative domestic household with respect to foreign bonds, B_t^f , is derived according to:

$$\begin{aligned}
0 &\stackrel{!}{=} \frac{\partial \mathcal{L}}{\partial B_t^f} = P_t e_t + \chi P_t e_t^2 B_t^f - \beta \frac{\Lambda_{t+1}}{\Lambda_t} e_{t+1} R_t^* P_t \\
1 + \chi e_t B_t^f &= \beta \frac{\Lambda_{t+1}}{\Lambda_t} R_t^* \frac{e_{t+1}}{e_t} \\
\underbrace{\Lambda_t}_{=\lambda_t/P_t} (1 + \chi \overbrace{b_t^f}^{e_t B_t^f}) &= \beta \underbrace{\Lambda_{t+1}}_{=\lambda_{t+1}/P_{t+1}} R_t^* \frac{e_{t+1}}{e_t} \\
\lambda_t &= \beta \frac{R_t^*}{1 + \chi b_t^f} \cdot \frac{e_{t+1}}{e_t} \cdot \frac{\lambda_{t+1}}{\pi_{t+1}}
\end{aligned}$$

A.2 FOCs of the Domestic Firms

Similarly to the model by [Ravn et al. \(2012\)](#), the Lagrangian of firm i is given by

$$\begin{aligned}
\mathcal{L} = \mathbb{E}_0 \sum_{t=0}^{\infty} \Phi_{0,t} &\left\{ [P_t^d(i) - W_t] \cdot [x_{c,t}^d(i) + x_{g,t}^d(i) + x_{c,t}^{d*}(i)] - \frac{\varphi_p}{2} \left(\frac{P_t^d(i)}{P_{t-1}^d(i)} - 1 \right)^2 P_t h_t \right. \\
&+ P_t v_{c,t}(i) \left[\left(\frac{P_t^d(i)}{P_t} \right)^{-\eta} c_t^d + \theta s_{c,t-1}^d(i) - x_{c,t}^d(i) \right] \\
&+ P_t v_{g,t}(i) \left[\left(\frac{P_t^d(i)}{P_t} \right)^{-\eta} g_t + \theta s_{g,t-1}^d(i) - x_{g,t}^d(i) \right] \\
&+ P_t v_{c,t}^*(i) \left[\left(\frac{P_t^d(i)}{e_t P_t^*} \right)^{-\eta} c_t^{d*} + \theta s_{c,t-1}^{d*}(i) - x_{c,t}^{d*}(i) \right] \\
&+ P_t \varrho_{c,t}(i) [s_{c,t}^d(i) - \rho s_{c,t-1}^d(i) - (1 - \rho)x_{c,t}^d(i)] \\
&+ P_t \varrho_{g,t}(i) [s_{g,t}^d(i) - \rho s_{g,t-1}^d(i) - (1 - \rho)x_{g,t}^d(i)] \\
&\left. + P_t \varrho_{c,t}^*(i) [s_{c,t}^{d*}(i) - \rho s_{c,t-1}^{d*}(i) - (1 - \rho)x_{c,t}^{d*}(i)] \right\}
\end{aligned}$$

The FOCs are derived with respect to $P_t^d(i)$, $x_{c,t}^d(i)$, $x_{g,t}^d(i)$, $x_{c,t}^{d*}(i)$, $s_{c,t}^d(i)$, $s_{g,t}^d(i)$, and $s_{c,t}^{d*}(i)$.

$$\begin{aligned}
\frac{\partial \mathcal{L}}{\partial P_t^d(i)} &= y_t(i) - \varphi_p \left[\frac{P_t^d(i)}{P_{t-1}^d(i)} - 1 \right] \frac{P_t}{P_{t-1}^d(i)} h_t \\
&- \eta \frac{P_t}{P_t} \left[\frac{P_t}{P_t^d(i)} \right]^{1+\eta} [v_{c,t}(i) c_t^d + v_{g,t}(i) g_t] - \eta \frac{P_t}{e_t P_t^*} \left[\frac{e_t P_t^*}{P_t^d(i)} \right]^{1+\eta} v_{c,t}^*(i) c_t^{d*} \\
&+ \Phi_{t,t+1} \mathbb{E}_t \left\{ \varphi_p P_{t+1} \frac{P_{t+1}^d(i)}{[P_t^d(i)]^2} \left[\frac{P_{t+1}^d(i)}{P_t^d(i)} - 1 \right] h_{t+1} \right\} \stackrel{!}{=} 0
\end{aligned}$$

where $\Phi_{t,t+1} = \beta\Lambda_{t+1}\Lambda_t^{-1}$, with Λ_t being the Lagrange multiplier. The demand functions of the domestic household and the government yield the following conditions:

$$\begin{aligned} \left[\frac{P_t}{P_t^d(i)} \right]^{1+\eta} c_t^d &= \frac{P_t}{P_t^d(i)} [x_{c,t}^d(i) - \theta s_{c,t-1}^d(i)] \\ \left[\frac{P_t}{P_t^d(i)} \right]^{1+\eta} g_t &= \frac{P_t}{P_t^d(i)} [x_{g,t}^d(i) - \theta s_{g,t-1}^d(i)] \\ \left[\frac{e_t P_t^*}{P_t^d(i)} \right]^{1+\eta} c_t^{d*} &= \frac{e_t P_t^*}{P_t^d(i)} [x_{c,t}^{d*}(i) - \theta s_{c,t-1}^{d*}(i)] \end{aligned}$$

Hence, the FOC with respect to $P_t^d(i)$ can be re-written as:

$$\begin{aligned} &y_t(i) - \varphi_p \left[\frac{P_t^d(i)}{P_{t-1}^d(i)} - 1 \right] \frac{P_t}{P_{t-1}^d(i)} h_t \\ &- \eta \frac{P_t}{P_t^d(i)} \left\{ v_{c,t}(i) [x_{c,t}^d(i) - \theta s_{c,t-1}^d(i)] \right. \\ &\quad \left. + v_{g,t}(i) [x_{g,t}^d(i) - \theta s_{g,t-1}^d(i)] + v_{c,t}^*(i) [x_{c,t}^{d*}(i) - \theta s_{c,t-1}^{d*}(i)] \right\} \\ &+ \beta \varphi_p \frac{\Lambda_{t+1}}{\Lambda_t} \mathbb{E}_t \left\{ P_{t+1} \frac{P_{t+1}^d(i)}{[P_t^d(i)]^2} \left[\frac{P_{t+1}^d(i)}{P_t^d(i)} - 1 \right] h_{t+1} \right\} \stackrel{!}{=} 0 \end{aligned}$$

Further FOCs are given by

$$\begin{aligned} \frac{\partial \mathcal{L}}{\partial x_{c,t}^d(i)} &= P_t^d(i) - W_t - P_t v_{c,t}(i) - (1-\rho) P_t q_{c,t}(i) \stackrel{!}{=} 0 \\ \frac{\partial \mathcal{L}}{\partial x_{g,t}^d(i)} &= P_t^d(i) - W_t - P_t v_{g,t}(i) - (1-\rho) P_t q_{g,t}(i) \stackrel{!}{=} 0 \\ \frac{\partial \mathcal{L}}{\partial x_{c,t}^{d*}(i)} &= P_t^d(i) - W_t - P_t v_{c,t}^*(i) - (1-\rho) P_t q_{c,t}^*(i) \stackrel{!}{=} 0 \\ \frac{\partial \mathcal{L}}{\partial s_{c,t}^d(i)} &= P_t q_{c,t}(i) + \beta \frac{\Lambda_{t+1}}{\Lambda_t} [P_{t+1} v_{c,t+1}(i) \theta - P_{t+1} q_{t+1}(i) \rho] \stackrel{!}{=} 0 \\ \frac{\partial \mathcal{L}}{\partial s_{g,t}^d(i)} &= P_t q_{g,t}(i) + \beta \frac{\Lambda_{t+1}}{\Lambda_t} [P_{t+1} v_{g,t+1}(i) \theta - P_{t+1} q_{t+1}(i) \rho] \stackrel{!}{=} 0 \\ \frac{\partial \mathcal{L}}{\partial s_{c,t}^{d*}(i)} &= P_t q_{c,t}^*(i) + \beta \frac{\Lambda_{t+1}}{\Lambda_t} [P_{t+1} v_{c,t+1}^*(i) \theta - P_{t+1} q_{t+1}^*(i) \rho] \stackrel{!}{=} 0 \end{aligned}$$

Assuming that for a given type of good (domestic vs. foreign), a given type of consumer (private vs. public), and a given location of a consumer (domestic vs. foreign), initial habit stocks are identical across varieties i . Then, in a symmetric equilibrium, it must hold that $P_t^d(i) = P_t^d$ and therefore $x_{c,t}^d(i) = x_{c,t}^d$, $x_{g,t}^d(i) = x_{g,t}^d$, $x_{c,t}^{d*}(i) = x_{c,t}^{d*}$, $s_{c,t}^d(i) = s_{c,t}^d$, $s_{g,t}^d(i) = s_{g,t}^d$, and $s_{c,t}^{d*}(i) = s_{c,t}^{d*}$. That is, all the i s drop.

Therefore, the first-order conditions of the general equilibrium are equal to

$$\begin{aligned}
0 &= p_t^d y_t - \varphi_p \left(\pi_t^d - 1 \right) \pi_t^d h_t - \eta \left[v_{c,t} (x_{c,t}^d - \theta s_{c,t-1}^d) \right. \\
&\quad \left. + v_{g,t} (x_{g,t}^d - \theta s_{g,t-1}^d) + v_{c,t}^* (x_{c,t}^{d*} - \theta s_{c,t-1}^{d*}) \right] \\
&\quad + \beta \varphi_p \frac{\lambda_{t+1}}{\lambda_t} \pi_{t+1}^d \left(\pi_{t+1}^d - 1 \right) h_{t+1} \\
p_t^d - w_t \frac{P_t^d}{P_t^d} &= v_{c,t} + (1 - \rho) q_{c,t} \\
p_t^d - w_t \frac{P_t^d}{P_t^d} &= v_{g,t} + (1 - \rho) q_{g,t} \\
p_t^d - w_t \frac{P_t^d}{P_t^d} &= v_{c,t}^* + (1 - \rho) q_{c,t}^* \\
q_{c,t} &= \beta \frac{\lambda_{t+1}}{\lambda_t} (\rho q_{c,t+1} - \theta v_{c,t+1}) \\
q_{g,t} &= \beta \frac{\lambda_{t+1}}{\lambda_t} (\rho q_{g,t+1} - \theta v_{g,t+1}) \\
q_{c,t}^* &= \beta \frac{\lambda_{t+1}}{\lambda_t} (\rho q_{c,t+1}^* - \theta v_{c,t+1}^*)
\end{aligned}$$

where $\pi_t^d = P_t^d(i) [P_{t-1}^d(i)]^{-1}$, $\lambda_{t+1} \lambda_t^{-1} = \Lambda_{t+1} P_{t+1} \Lambda_t^{-1} P_t^{-1}$, and $W_t = w_t P_t$. We define $p_t^d = P_t^d P_t^{-1}$ and $p_t^f = P_t^f (P_t^*)^{-1}$, where P_t^* is the foreign CPI which is exogenous to the domestic small open economy. In combination with the definition of the domestic real exchange rate, $rer_t = e_t P_t^* P_t^{-1}$, this yields $rer_t p_t^f = e_t P_t^f P_t^{-1}$. The last equality allows for simplification of the above mentioned budget constraints of the producer's problem. In a symmetric equilibrium, where there is no difference between any of the agents i , it must hold that:

$$\begin{aligned}
x_{c,t}^d &= (p_t^d)^{-\eta} c_t^d + \theta s_{c,t-1}^d \\
x_{c,t}^f &= (rer_t p_t^f)^{-\eta} c_t^f + \theta s_{c,t-1}^f \\
x_{g,t}^d &= (p_t^d)^{-\eta} g_t + \theta s_{g,t-1}^d \\
x_{c,t}^{d*} &= \left(\frac{p_t^d}{rer_t} \right)^{-\eta} c_t^{d*} + \theta s_{c,t-1}^{d*} \\
s_{c,t}^d &= \rho s_{c,t-1}^d + (1 - \rho) x_{c,t}^d \\
s_{c,t}^f &= \rho s_{c,t-1}^f + (1 - \rho) x_{c,t}^f \\
s_{g,t}^d &= \rho s_{g,t-1}^d + (1 - \rho) x_{g,t}^d \\
s_{c,t}^{d*} &= \rho s_{c,t-1}^{d*} + (1 - \rho) x_{c,t}^{d*}
\end{aligned}$$

A.3 List of Conditions of the General Equilibrium

$$c_t^{\text{obj}} = \left[\omega (c_t^d)^{1-1/\xi} + (1-\omega) (c_t^f)^{1-1/\xi} \right]^{1-1/\xi} \quad (\text{A.1})$$

$$\lambda_t p_t^d = (c_t^{\text{obj}})^{\frac{1}{\xi} - \sigma} \omega (c_t^d)^{-\frac{1}{\xi}} \quad (\text{A.2})$$

$$\lambda_t \text{rer}_t p_t^f = (c_t^{\text{obj}})^{\frac{1}{\xi} - \sigma} (1-\omega) (c_t^f)^{-\frac{1}{\xi}} \quad (\text{A.3})$$

$$\lambda_t w_t = \psi h_t^\phi \quad (\text{A.4})$$

$$\lambda_t = \beta R_t \mathbb{E}_t \left(\frac{\lambda_{t+1}}{\pi_{t+1}} \right) \quad (\text{A.5})$$

$$\lambda_t = \beta \frac{R_t^*}{1 + \chi b_t^f} \mathbb{E}_t \left(\frac{e_{t+1} \lambda_{t+1}}{e_t \pi_{t+1}} \right) \quad (\text{A.6})$$

$$x_{c,t}^d = (p_t^d)^{-\eta} c_t^d + \theta s_{c,t-1}^d \quad (\text{A.7})$$

$$x_{c,t}^f = (\text{rer}_t p_t^f)^{-\eta} c_t^f + \theta s_{c,t-1}^f \quad (\text{A.8})$$

$$x_{g,t}^d = (p_t^d)^{-\eta} g_t + \theta s_{g,t-1}^d \quad (\text{A.9})$$

$$x_{c,t}^{d*} = \left(\frac{p_t^d}{\text{rer}_t} \right)^{-\eta} c_t^{d*} + \theta s_{c,t-1}^{d*} \quad (\text{A.10})$$

$$s_{c,t}^d = \rho s_{c,t-1}^d + (1-\rho) x_{c,t}^d \quad (\text{A.11})$$

$$s_{c,t}^f = \rho s_{c,t-1}^f + (1-\rho) x_{c,t}^f \quad (\text{A.12})$$

$$s_{g,t}^d = \rho s_{g,t-1}^d + (1-\rho) x_{g,t}^d \quad (\text{A.13})$$

$$s_{c,t}^{d*} = \rho s_{c,t-1}^{d*} + (1-\rho) x_{c,t}^{d*} \quad (\text{A.14})$$

$$0 = p_t^d y_t - \varphi_p \left(\pi_t^d - 1 \right) \pi_t^d h_t - \eta \left[v_t (x_{c,t}^d - \theta s_{c,t-1}^d + x_{g,t}^d - \theta s_{g,t-1}^d) \right. \quad (\text{A.15})$$

$$\left. + v_t^* (x_{c,t}^{d*} - \theta s_{c,t-1}^{d*}) \right] + \beta \varphi_p \frac{\lambda_{t+1}}{\lambda_t} \pi_{t+1}^d \left(\pi_{t+1}^d - 1 \right) h_{t+1} \quad (\text{A.16})$$

$$w_t = p_t^d - v_t - (1-\rho) q_t \quad (\text{A.17})$$

$$w_t = p_t^d - v_t^* - (1-\rho) q_t^* \quad (\text{A.18})$$

$$\mu_t = p_t^d - w_t \quad (\text{A.19})$$

$$q_t = \beta \frac{\lambda_{t+1}}{\lambda_t} (\rho q_{t+1} - \theta v_{t+1}) \quad (\text{A.20})$$

$$q_t^* = \beta \frac{\lambda_{t+1}}{\lambda_t} (\rho q_{t+1}^* - \theta v_{t+1}^*) \quad (\text{A.21})$$

$$P_t c_t = P_t^d x_{c,t}^d + e_t P_t^f x_{c,t}^f \quad (\text{A.22})$$

$$y_t = h_t \quad (\text{A.23})$$

$$P_t^d h_t = P_t^d x_{c,t}^d + e_t P_t^f x_{c,t}^f + P_t^d x_{g,t}^d + TB_t + P_t \frac{\chi}{2} \left(b_t^f \right)^2 + P_t^d \frac{\varphi_p}{2} \left(\frac{P_t^d}{P_{t-1}^d} - 1 \right)^2 h_t \quad (\text{A.24})$$

$$b_t^f = \frac{e_t}{e_{t-1} \pi_t} R_{t-1}^* b_{t-1}^f + \underbrace{p_t^d x_{c,t}^{d*} - \text{rer}_t x_{c,t}^f}_{=TB_t} \quad (\text{A.25})$$

$$TB_t = P_t^d x_{c,t}^{d*} - e_t P_t^f x_{c,t}^f \quad (\text{A.26})$$

$$1 = \gamma p_t^d + (1 - \gamma) rer_t p_t^f \quad (\text{A.27})$$

$$rer_t = \frac{e_t \pi_t^*}{e_{t-1} \pi_t} rer_{t-1} \quad (\text{A.28})$$

$$(c_t^{d*})^{-\sigma} = \beta R_t^* \mathbb{E}_t \left[\frac{(c_{t+1}^{d*})^{-\sigma}}{\pi_{t+1}^*} \right] \quad (\text{A.29})$$

$$R_t = \left[\left(\frac{P_t}{P_{t-1}} \right)^{\gamma_\pi} \left(\frac{y_t}{\bar{y}} \right)^{\gamma_y} \left(\frac{e_t}{e_{t-1}} \right)^{\frac{\gamma_e}{1-\gamma_e}} \bar{R} \right]^{1-\rho_R} (R_{t-1})^{\rho_R} \quad (\text{A.30})$$

$$p_t^d = \frac{\pi_t^d}{\pi_t} p_{t-1}^d \quad (\text{A.31})$$

where $\pi_t^d = P_t^d (P_{t-1}^d)^{-1}$, $W_t = w_t P_t$, $p_t^d = P_t^d P_t^{-1}$, $p_t^f = P_t^f (P_t^*)^{-1}$, $p_t^{d*} = P_t^{d*} P_t^{-1}$, $rer_t = e_t P_t^* P_t^{-1}$, $rer_t p_t^f = e_t P_t^f P_t^{-1}$, and $b_t^f = e_t B_t^f$. Note that $\theta^c = \theta^s = \theta^* = \theta$ implies that in equilibrium $\nu_c = \nu_g = \nu$ and $q_c = q_g = q$. The exogenous processes are given by

$$g_{t+1} = \gamma^g g_t + (1 - \gamma^g) \bar{g} + \varepsilon_{t+1}^g \quad (\text{A.32})$$

$$c_{t+1}^{d*} = \gamma^{d*} c_t^{d*} + (1 - \gamma^{d*}) \bar{c}^{d*} + \varepsilon_{t+1}^{d*} \quad (\text{A.33})$$

$$p_{t+1}^f = \gamma^f p_t^f + (1 - \gamma^f) \bar{p}^f + \varepsilon_{t+1}^f \quad (\text{A.34})$$