

Bayer, Ralph-C.; Oberhofer, Harald; Winner, Hannes

Working Paper

The occurrence of tax amnesties: Theory and evidence

Working Papers in Economics and Finance, No. 2014-06

Provided in Cooperation with:

Department of Social Sciences and Economics, University of Salzburg

Suggested Citation: Bayer, Ralph-C.; Oberhofer, Harald; Winner, Hannes (2014) : The occurrence of tax amnesties: Theory and evidence, Working Papers in Economics and Finance, No. 2014-06, University of Salzburg, Department of Social Sciences and Economics, Salzburg

This Version is available at:

<https://hdl.handle.net/10419/122167>

Standard-Nutzungsbedingungen:

Die Dokumente auf EconStor dürfen zu eigenen wissenschaftlichen Zwecken und zum Privatgebrauch gespeichert und kopiert werden.

Sie dürfen die Dokumente nicht für öffentliche oder kommerzielle Zwecke vervielfältigen, öffentlich ausstellen, öffentlich zugänglich machen, vertreiben oder anderweitig nutzen.

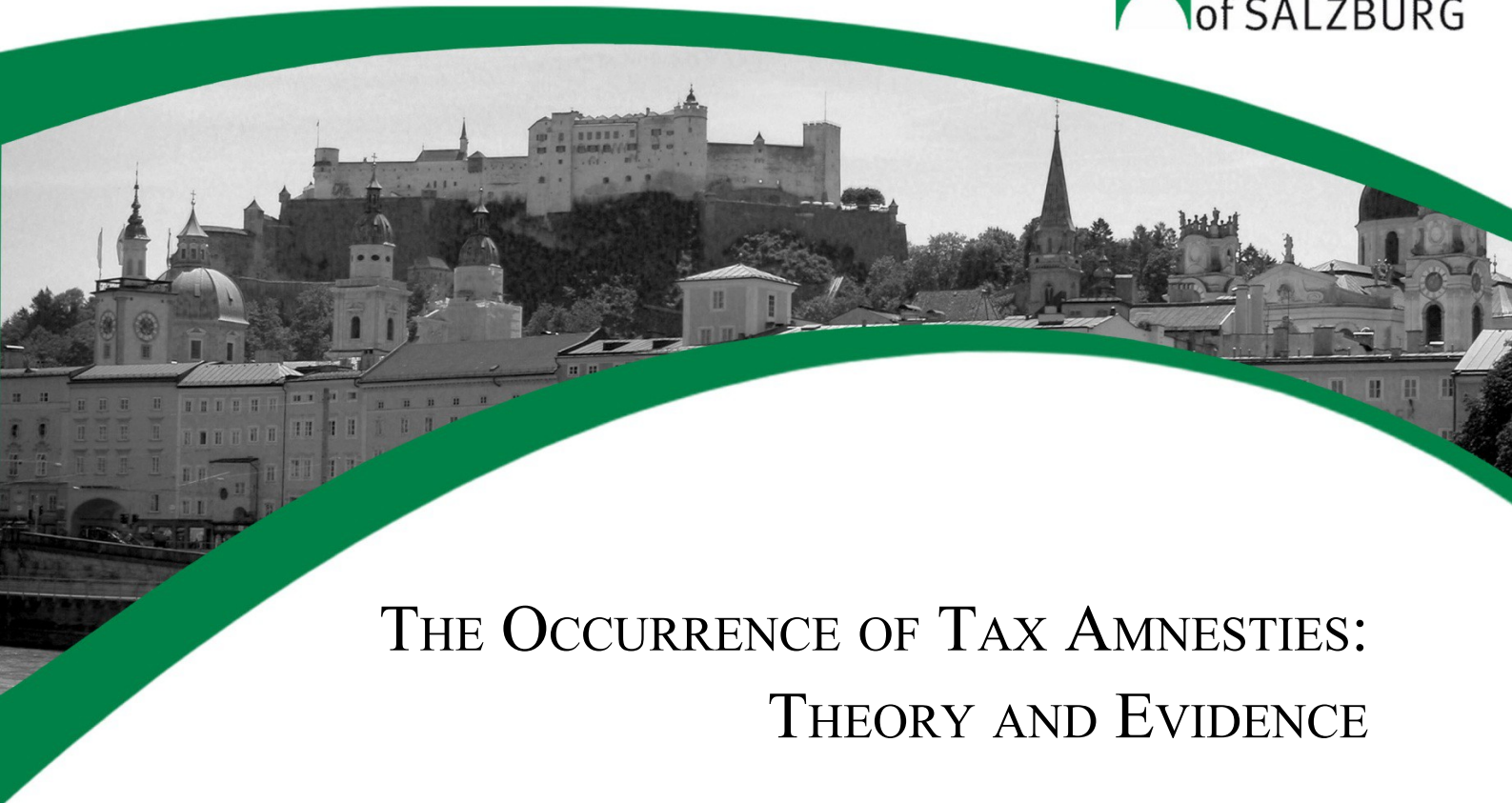
Sofern die Verfasser die Dokumente unter Open-Content-Lizenzen (insbesondere CC-Lizenzen) zur Verfügung gestellt haben sollten, gelten abweichend von diesen Nutzungsbedingungen die in der dort genannten Lizenz gewährten Nutzungsrechte.

Terms of use:

Documents in EconStor may be saved and copied for your personal and scholarly purposes.

You are not to copy documents for public or commercial purposes, to exhibit the documents publicly, to make them publicly available on the internet, or to distribute or otherwise use the documents in public.

If the documents have been made available under an Open Content Licence (especially Creative Commons Licences), you may exercise further usage rights as specified in the indicated licence.



THE OCCURRENCE OF TAX AMNESTIES:
THEORY AND EVIDENCE

RALPH-C. BAYER, HARALD OBERHOFER AND HANNES WINNER

WORKING PAPER No. 2014-06

WORKING PAPERS IN
ECONOMICS AND FINANCE

The Occurrence of Tax Amnesties: Theory and Evidence

Ralph-C. Bayer,^{*} Harald Oberhofer[†] and Hannes Winner[‡]

November 27, 2014

Abstract

This paper presents a theoretical model and empirical evidence to explain the occurrence of tax amnesties. We treat amnesties as endogenous, resulting from a strategic game between many taxpayers discounting future payments from punishment and a government that trades off costs and benefits of amnesty programs. From the model we derive hypotheses about the factors that should influence the occurrence of tax amnesties. For our empirical test we rely on amnesty information from US States between 1981 and 2011. In line with the theoretical model, our empirical findings suggest that the likelihood of amnesties is mainly driven by a government's fiscal requirements and the taxpayers' expectations on future amnesties.

^{*} *Corresponding author.* School of Economics, University of Adelaide, North Terrace, Adelaide, SA 5005, Australia. email: ralph.bayer@adelaide.edu.au

[†]University of Salzburg. email: harald.oberhofer@sbg.ac.at

[‡]University of Salzburg and Austrian Institute of Economic Research, Austria. email: hannes.winner@sbg.ac.at

We would like to thank James Andreoni, Frank Cowell, Dieter Pennerstorfer as well as seminar participants at the University of Innsbruck, the University of Salzburg, the University of Adelaide, the 2014 Annual Meeting of the Austrian Economic Association and the 2014 German Economists Abroad workshop for valuable comments and helpful discussions. Ralph-C. Bayer acknowledges financial support from the Australian Research Council through Discovery Project DP120101831.

1 Introduction

Many governments around the world, faced with mounting public deficits after the recent financial crisis, frequently initiated tax amnesties to meet their fiscal needs. Such programs give delinquent taxpayers the opportunity to repay all or parts of unpaid taxes without being subject to prosecution and penalties. However, not all of the amnesties raised considerable tax revenues. Short-term revenues depended crucially on whether a significant amount of taxpayers chose to take part in amnesties or not.

Standard tax-evasion theory predicts that a rational taxpayer should only take up amnesties if enforcement, penalty or tax parameters are varied with the amnesty in a way that provides extra incentives to participate in such programs (Alm and Beck 1991). In reality, however, we observe that people take up in amnesties even if post-amnesty enforcement and tax rates remain unchanged. Previous research used different approaches to explain this behavior.¹ Andreoni (1991), for instance, points to a consumption shock that hits the taxpayers between the initial declaration and the amnesty, making them unwilling to bear the risk of an audit. Malik and Schwab (1991) assume that taxpayers are initially unsure about their risk preferences and only learn them once an amnesty is offered, and Graetz and Wilde (1993) propose a model where taxpayers are motivated to accept amnesties because detection incurs fines also for non-filing in earlier periods. Introducing tax amnesties in a model where taxpayers are credit constrained and evade taxes for purposes of consumption-smoothing might also explain why neutral amnesties are taken up (Andreoni 1992).

This paper provides a model motivated by the criminology literature that might help to explain why tax cheats participate in amnesties. Delinquents become increasingly scared of detection and fines when the time of potential punishment approaches. Loosely speaking, taxpayers have different objectives at the time they decide on tax evasion and the time they try to avoid punishment. In our model, we assume that the benefits of tax evasion accrue immediately after tax declaration, while (discounted) fines and amnesty payments arise in a later period. In this setting a taxpayer finds it worthwhile to delay tax payments by reporting less income initially and some more if an amnesty is announced. A major strength of our model is that it can also capture more traditional channels to explain the amnesty take up puzzle, such as strategic tax planning or the avoidance of punishment if detection is

¹While research on this issue is generally scarce, there exists a broad literature on the fiscal implications of tax amnesties. Evidence from US states on the (short and long run) revenue impact of amnesties is provided by Mikesell (1986), Fisher, Gooderis and Young (1989), Alm and Beck (1991, 1993), Christian, Gupta and Young (2002), Luitel and Sobel (2007) or Mikesell and Ross (2012), among others; Uchitelle (1989), Cassone and Marchese (1995), Alm, Martinez-Vazques and Wallace (2000) or Lopez-Laborda and Rodrigo (2003) investigated amnesties outside the US. Baer and Le Borgne (2008) provide an overview over recent amnesties in- and outside the US.

imminent. An additional feature of the model is that the occurrence of amnesties is viewed as the endogenous outcome of strategic interaction between many taxpayers and a government that balances benefits (i.e., additional revenues) and costs of amnesties (e.g., loss of reputation or decreasing re-election probability).

Analyzing the equilibrium properties of our model, we are able to identify factors that determine how likely the occurrence of an amnesty is. It turns out that the likelihood of leniency programs is positively affected by a government's fiscal requirements and the taxpayers' initial expectations on the likelihood of future amnesties. The impact of a country's tax rate is ambiguous. To test these predictions empirically, we use a panel of US state amnesties between 1981 and 2011. In line with our theoretical hypotheses, we find that public expenditure (tax revenues) enter significantly positive (negative) into our regressions. In order to account for potential short run budgetary shocks we also include the annual change in public debt, which has a significantly positive impact. Taken together, these findings indicate that governments tend to initiate amnesties in times of larger fiscal needs.² Further, and also in accordance with our model predictions, we observe an insignificant parameter estimate for a state's overall tax burden and a significantly positive impact of taxpayers' expectations on future amnesties (as measured by the number of amnesties that have been enacted in all other states one year ago). Intuitively, initial tax compliance and, hence, tax revenues would be lower if amnesties are anticipated by the taxpayers, which in turn reinforces the necessity of future amnesties. In this way, amnesties are self-fulfilling, undermining the potential (long run) revenue success of amnesties. From a tax policy perspective, we conclude that governments should be cautious when relying on this instrument only for budgetary reasons.

The remainder of this paper is organized as follows. Section 2 presents a game-theoretical model with many taxpayers and a government considering costs and benefits of tax amnesties. In Section 3 we conduct the comparative statics to derive model predictions on how the likelihood of amnesties varies with important model parameters. Section 4 provides empirical evidence on key model predictions. Finally, Section 5 concludes and offers some policy implications.

²In this regard, we also contribute to a recent debate on the relationship between tax amnesties and a government's fiscal necessities. In particular, Dubin, Graetz and Wilde (1992), using amnesty data from US states between 1980 and 1988, found that states initiated amnesties mainly for revenue yield rather than fiscal stress motives. Luitel and Tosun (2014) shed doubt on this result showing that fiscal stress is a major contributor driver of tax amnesties in US states, especially in the period 1989 to 2010 (see also Le Borgne 2006). In contrast to these studies, our primary goal is to explain the occurrence of amnesties theoretically, leading to an empirical specification where fiscal requirements are not only captured by the revenue (as in the aforementioned papers) but also the expenditure side of a government's budget. We come back to this issue in the empirical part of the paper.

2 The Model

We develop a simple model of taxpayer behavior if amnesties are possible. For the time being, we assume that tax amnesties are exogenous, random events. Later on, we introduce the government, leading to endogenous amnesty decisions.

2.1 Why amnesties are taken up

If we want to explain why a taxpayer participates in an amnesty even if enforcement parameters or tax rates remain unchanged, we require a model that results in a taxpayer delaying tax payments by reporting less income initially in order to declare some in addition if an amnesty takes place. Otherwise, “[I]t follows from revealed preferences that the amnesty will be completely benign: no rational person would plan to accept the amnesty” (Andreoni 1991: 146).

A short-term motive for amnesty uptake, recently documented by Ross and Buckwalter (2013), is strategic delinquency, which they estimate to account for between 4.3 and 16.5 percent of the US State tax amnesty revenues. Taxpayers, who know or suspect a tax amnesty to be enacted, decide to declare less income initially in order to realize some interest gains by delaying the tax payment until the amnesty takes place. For a taxpayer to engage in strategic tax planning of this kind, a discrepancy between the individually faced interest rate and the interest rate on the later tax payment is required.³

A second situation that induces tax evaders to come clean when offered an amnesty arises when individual shocks occur between the initial evasion and the amnesty take-up decision. Examples in the theoretical literature include consumption shocks (Andreoni 1991) and taxpayers learning about their willingness to take risks (Malik and Schwab 1991). Another kind of shock, which to our knowledge has not yet been modeled explicitly, is the emergence of information that signals imminent detection, such as, for instance, the publicized purchase of Swiss banking data by German authorities.⁴ If a tax dodger learns that the authorities are on his heels, then a tax amnesty is the perfect opportunity to avoid prosecution and punishment.

A further reason for amnesty take-up is a tendency of taxpayers to neglect future bad consequences when initially declaring their income. The criminology literature has identified this as a major cause of crime (see Gottfredson and Hirschi 1990, for an influential study in this

³A similar reasoning applies for taxpayers who are credit constraint as in Andreoni (1992).

⁴To a similar effect, traditional tax havens such as Switzerland and Singapore have recently agreed to declare their American clients as a reaction to Americas’s Foreign Account Tax Compliance Act (FATCA), which imposes stiff penalties on foreign financial firms that fail to declare their clients.

regard). There is also some evidence in criminology that a higher celerity of punishment reduces re-offending for white-collar crime (Simpson and Koper 1992), which supports this view. Neglecting future bad consequences can be due to a conscious present bias, which can be modeled by introducing discounting or can be the consequence of poor impulse control. Nagin and Pogarsky (2004), relying on the National Longitudinal Survey of Adolescent Health, find that the former is the dominant driver for scheduled crime, while the unconscious lack of impulse control is driving violent crimes and crimes that offer instant gratification. Since tax evasion typically requires some planning, conscious excessive discounting of future fines seems the appropriate modeling choice here.⁵

A discount factor on future consequences (i.e., for fines and potential amnesty payments) can capture both the findings from criminology but also the strategic delinquency described above. In the former case, the discount factor measures the severeness of the underestimation of negative future consequences, while it measures the difference between personal interest rate and the rate applied to late tax payments in the latter. However, the introduction of excessive discounting does not yet capture cases where taxpayers take up an amnesty due to some specific shocks between the initial declaration and the announcement of an amnesty. There is a variety of ways of modeling this. Our approach is to introduce a shock that induces the taxpayer with a certain probability to prefer truthful tax declaration over any kind of evasion. This shock takes place between the original tax declaration and a potential amnesty. While such a shock could capture a variety of events, our preferred interpretation is that the tax cheat is receiving a signal that the authorities are close to detecting her tax fraud. In this regard, our modeling approach takes up recent policies of tax authorities including the purchase of sensitive income data, as in the case of Germany.

Finally, and in accordance with standard rationality assumptions in economics, we assume that taxpayers are aware of both their discounting of negative future outcomes and also of the likelihood of the aforementioned shock. This assumption is responsible for a behavioral link between the believed probability of an amnesty taking place and the initial tax declaration. While we do not believe that all taxpayers are perfectly rational, we can be sure that at least the strategic delinquents described by Ross and Buckwalter (2013) are sophisticated in this sense. For our qualitative results on the determinants of amnesties to go through, the existence of some sophisticated taxpayers is sufficient.

⁵Findings from neuroscience provide further evidence. Sharot, Riccardi, Raio and Phelps (2007) find that their subjects report significantly longer expected times passing before negative events happen than before positive events occur. This difference is the larger the more optimistic subjects are. Subjects also experience future negative events with a weaker intensity of pre-experience than positive events.

2.2 Timing and Payoffs for a Taxpayer

The timing of our game is as follows:

1. Nature determines income y .
2. The taxpayer learns y , declares income $d \in [0, y]$ and pays tax td , where t denotes the tax rate on income.
3. Nature decides if some shock occurs that makes future detection a certainty. The probability is σ .
4. Nature (or later the government) decides if there is an amnesty. The probability is ϕ .
5. If there is an amnesty, then the taxpayer may declare additional income $a_s \in [0, y - d]$ and pays additional taxes ta_s ($s \in \{0, 1\}$ indicates if a detection shock has occurred).
6. Nature determines whether the true income is verifiable (with probability p). The taxpayer pays fines $F(y, d, a_s)$ if that happens.

A few remarks on the timing are in order. In real life taxpayers earn income and have to declare their taxes in multiple periods. Also the decision to take up an offered amnesty or not can come up repeatedly. Additionally, taxpayers can save or take up loans, which we don't allow them to do.⁶ In line with much of the classical tax-evasion literature, we chose to considerably simplify our analysis by abstracting from this. Our main aim is to isolate a single declaration-amnesty cycle from all the others a taxpayer has to face in his life. The implicit assumption is that these cycles are independent from each other. We acknowledge that by doing this we lose some effects that might arise from the dependence of actions over time. An example is contemporaneous detection of evasion that uncovers past evasion, which can lead to amnesty take-up as shown by Graetz and Wilde (1993). Another interesting effect we cannot capture due to our simplifications is the use of tax evasion for consumption smoothing after income shocks.⁷

The timing implicitly assumes that governments are not able to commit beforehand to introducing an amnesty or not. As it turns out from the government's perspective, it would be best if it could commit beforehand to never announce an amnesty. Commitment would prevent the existence of self-fulfilling beliefs, which are central to our model, where taxpayers

⁶Interpreting our discount rate as the difference between market interest rate and individual discount rate would take care of saving though.

⁷An alternative and very reasonable interpretation of our setup suggested to us by a referee is that of a working life and retirement model, where the income is earned during working life and the amnesty decision is taken when retired.

that believe in an imminent amnesty conceal more income and so increase the benefit of an amnesty to the government. In the real world we observe a large number of tax amnesties. So governments are obviously either not able to convincingly commit beforehand or are not interested in doing so. We come back to this issue in the empirical part of the paper.⁸

For simplicity, we assume a linear tax system, which is certainly not very realistic but sufficient for our purpose. A progressive tax system, as applied in most countries around the world, would increase the incentives for evasion, without leading to qualitatively different results.⁹ As mentioned above, we assume that the taxpayer discounts the utility from two separate income streams. In the first period (consisting of the timing steps 1 to 2 from above), income is realized and the initial taxes, depending on the declaration, are paid. Fines and/or amnesty payments are made in period 2 (containing timing steps 3 to 6) if an amnesty takes place. Then, the taxpayers' ex ante expected utility (after the income is revealed) is given by

$$EU(d, a_s) =: U_1(y, d) + \delta EU_2(y, d, a_s, \phi, \sigma), \quad (1)$$

where δ is the discount factor and ϕ denotes the (subjectively believed) probability of an amnesty taking place, while σ represents the probability of a detection shock. Recall that d denotes the original income declaration, while a_s is the additional declaration in the case of an amnesty.

In the following, we assume the taxpayer to be risk-neutral and the marginal fine to be increasing in the concealed income, i.e., $F' > 0$ and $F'' > 0$.¹⁰ Risk-neutrality is a simplifying assumption regularly used in the game-theoretical enforcement literature. Assuming an increasing marginal fine seems realistic. In many countries, tax evasion of small amounts is treated as a minor offence, while the evasion of large sums is treated as a crime, which carries prison sentences and leads to criminal records.¹¹ Even if the legal fine schedule is not convex in the concealed income, we could interpret increasing marginal fines in our model as the sum of legal fines and psychological cost of fear, mimicking some notion of risk aversion. The main effects from our model can be reproduced with the more standard assumptions of risk-aversion and linear fine schedules. However, our assumptions on fines and risk preferences simplify the

⁸There is a notable parallel in the tax-enforcement literature. Optimal enforcement typically entails a commitment to an audit strategy, which leads to tax evasion disappearing (e.g. Reinganum and Wilde 1985; Chander and Wilde 1998), while positive models without commitment result in the existence of evasion (e.g., Reinganum and Wilde 1986; Bayer and Cowell, 2006).

⁹Non-reported income reduces the tax base, representing the first benefit of tax cheating, also present in a linear tax system. A progressive tax schedule creates an additional benefit of tax evasion as taxpayers have an incentive to report an income just beneath the previous tax brackets.

¹⁰These assumptions convexify the problem and make interior equilibria possible. Alternative approaches (risk aversion and/or real resource costs of evasion) are also used in the literature.

¹¹In the United States, for example, major tax evasion carries prison sentences of up to five years.

algebra considerably.

Furthermore, it is reasonable to assume that tax evasion should not pay if detection is certain. Since the marginal benefit of concealing a Dollar is constant at t for any level of evasion, $F'(0) > t$ ensures this.

2.3 Behavior under Tax Amnesties

We start by analyzing a taxpayer's behavior. A taxpayer makes an initial income-tax declaration and later, in the case an amnesty is introduced, decides if and how to amend the tax declaration. After analyzing the taxpayer behavior we turn to the government's amnesty decision. Finally, we combine our findings and derive a Perfect Bayesian Nash Equilibrium for a game of many taxpayers and a government.

We begin with the amnesty stage in order to guarantee subgame perfection. Here, we have to distinguish between two groups: the taxpayers that have experienced a detection shock ($s = 1$) and those that have not ($s = 0$). A taxpayer who has learned that his initially not reported income of $y - d$ will be detected has the following objective if a tax amnesty is introduced:

$$EU_2(a_s | \alpha = 1, s = 1, y, d) \equiv -F(y - d - a_1) - ta_1, \quad (2)$$

where $\alpha \in \{0, 1\}$ is an indicator variable taking on the value of one if an amnesty has been announced. Our assumption that evasion does not pay if detection is certain ensures that the taxpayer declares all previously unreported income:

$$a_1^* = y - d. \quad (3)$$

We now turn to the case where no detection shock has taken place ($s = 0$). A taxpayer with income y , who has previously declared income d , has the following objective function if an amnesty is announced

$$EU_2(a_s | \alpha = 1, s = 0, y, d) \equiv p[-F(y - d - a_0) - ta_0] + (1 - p)(-ta_0). \quad (4)$$

The optimal amnesty declaration a_0 (for an interior solution) implicitly solves¹²

$$F'(y - d - a_0^*) = \frac{t}{p}, \quad (5)$$

which shows that the taxpayer equalizes the reduction of the expected marginal fine to the

¹²The second-order condition is globally satisfied, i.e., $-pF'' < 0$.

marginal amnesty payment.¹³ For later use we determine the effect of the initial tax declaration on the expected additional amount declared in the case of an amnesty. Denote the expected additional declaration in an amnesty by $a^* = \sigma a_1^* + (1 - \sigma)a_0^*$. Then

$$\frac{da^*}{dd} = \sigma \frac{da_1^*}{dd} + (1 - \sigma) \frac{da_0^*}{dd} = -1, \quad (6)$$

since

$$\frac{da_1^*}{dd} = \frac{da_0^*}{dd} = -1. \quad (7)$$

Note that this property implies that initial declarations and additional declarations in case of an amnesty are perfect substitutes. A policy change before an initial declaration that leaves t, p and $F(\cdot)$ unchanged but increases the initial declaration by one Dollar reduces the additional declaration in case of an amnesty by the same Dollar. The expected total declaration in the case of an amnesty $d^* + a^*$ is constant as long as detection probability, tax rate and fine function remain unchanged.

2.4 The Decision to Declare Income

Next we analyze the initial declaration decision d of the taxpayer. The taxpayer anticipates her own behavior in case of an amnesty and takes that into account when filing the initial tax return. Taking into account the amnesty probability ϕ she foresees that her second-period payout in the case of a detection shock will be equal to

$$EU_2(d, s = 1, a_1^*) = -\phi(y - d)t - (1 - \phi)(F(y - d)).$$

In the case no detection shock takes place the expected payoff is

$$EU_2(d, s = 0, a_0^*) = -\phi(pF(y - d - a_0^*) + a_0^*t) - (1 - \phi)p(F(y - d)).$$

The ex-ante expected payoff anticipating a subgame-perfect continuation becomes

$$EU(d, a_1^*, a_0^*) = y - td + \delta [\sigma EU_2(d, s = 1, a_1^*(d)) + (1 - \sigma)EU_2(d, s = 0, a_0^*(d))]. \quad (8)$$

Taking the first order condition and applying Equation (7) leads to the implicit definition of

¹³Note that for some amnesties waiving of fines is only granted if the additional declarations are found to cover all previously concealed income. In this case, we would expect corner solutions. For analytical simplicity and because US State tax amnesties typically do not have that provision, we abstract from this case. Moreover, the all-or-nothing nature of some amnesties is captured by the detection-shock case with $s = 1$.

d^* .

$$F'(y - d^*) = \frac{t(1 - \phi\delta)}{\delta(1 - \phi)(p(1 - \sigma) + \sigma)}. \quad (9)$$

Analyzing the effect of a change in the (subjectively believed) amnesty probability ϕ on the initial income declaration gives the following result:

Lemma 1 *For $\delta < 1$ at any interior solution*

$$\frac{dd^*}{d\phi} < 0$$

holds.

Proof. The reaction of the initial declaration due to a change in ϕ is given by

$$\begin{aligned} \frac{dd^*}{d\phi} &= -\frac{\partial^2 EU(d, a_1^*(d), a_0^*(d)) / \partial d \partial \phi}{\partial^2 EU(d, a_1^*(d), a_0^*(d)) / \partial d^2} \\ &= \frac{t - (p(1 - \sigma) + \sigma)F'(y - d)}{(p(1 - \sigma) + \sigma)(1 - \phi)F''(y - d)} \end{aligned}$$

Using (9) this expression becomes

$$\frac{dd^*}{d\phi} = -\frac{t(1 - \delta)}{\delta(p(1 - \sigma) + \sigma)(1 - \phi)^2 F''(y - d)} < 0 \text{ for } \delta < 1.$$

■

A high believed amnesty probability lowers the initially declared income and increases the revenue collected from an amnesty. A taxpayer is willing to engage in a more risky declaration behavior if it becomes more likely that she can reduce the risk in an amnesty later. This highlights the importance of the beliefs the taxpayers hold on whether the government will call an amnesty or not. Note that for a high believed amnesty likelihood a taxpayer might not declare any income at all. This corner solution arises whenever

$$F'(y) \leq \frac{t(1 - \delta\phi)}{\delta(1 - \phi)(p(1 - \sigma) + \sigma)}.$$

Furthermore, a taxpayer only takes part in the amnesty if at least one of the two channels (discounting or detection shocks) is present. To see this, observe that in a situation where both are absent (i.e., $\delta = 1$ and $\sigma = 0$). Then, optimality requires $F'(y - d) = F'(y - d - a_0) = t/p$, which only holds for $a_0 = 0$.

Moreover, the model produces reasonable comparative statics for the initial declaration decision. It follows immediately from our assumption $F''' > 0$ and the first-order condition

(9) that declared income decreases with the tax rate ($dd^*/dt < 0$). Similarly, it is easy to see that the declared income goes up with income ($dd^*/dy > 0$), the detection probability ($dd^*/dp > 0$) and the likelihood of a detection shock ($dd^*/d\sigma > 0$).

There are some other interesting implications that are worth mentioning. The model does not produce time-inconsistent behavior. A taxpayer makes the same declarations d and a in our game as a taxpayer would choose who had to commit to both choices ex ante. A taxpayer is taking up an amnesty if it comes along in order to trade off some lowered detection probability for gains from delaying tax payments and from the outset plans to do this.

It remains to establish how the expected amnesty declaration, which determines the revenue collected in amnesty, depends on changes in the parameters. It is easy to see that the effect of a change in parameters on the expected amnesty declaration is equal to the negative effect of the parameter on the initial declaration. For later use we demonstrate this looking at the effect of an increase in the probability of an amnesty taking place. The equilibrium change of the amnesty declaration is given by

$$\frac{da^*}{d\phi} = \sigma \frac{d(y - d^*)}{d\phi} + (1 - \sigma) \frac{da_0^*}{dd} \frac{dd^*}{d\phi} = -\frac{dd^*}{d\phi}. \quad (10)$$

Hence, the expected amnesty declaration increases with the believed probability of an amnesty ϕ , with the tax rate t and decreases with the likelihood of a detection shock σ , the detection probability p and the discount factor δ .

2.5 The Government and Many Taxpayers

Next, we endogenize the occurrence of an amnesty. For this, we require a government and many taxpayers. We assume that there is a population of taxpayers with measure one, which are heterogeneous with respect to their gross incomes. Denote the distribution of gross incomes as $q(y)$. The individual taxpayers are atomistic such that they do have a negligible individual impact on the government's revenue.

Suppose that the government has preferences over government spending G relative to some requirement ρ . Think of ρ as a variable that describes the state the economy is in. In a recession, the government might need lots of funds for welfare payments. In a state of credit shortage the government might need lots of funds to service existing debt at high interest rates. Major investments such as infrastructure projects or defence contracts could also lead to a high requirement ρ . In a sound economic environment ρ might be low. Inflationary pressures could induce governments preferring tight fiscal policy and low budgets. Define

$B(G, \rho)$ as the governments valuation of G depending on the requirement ρ . The function B is assumed to be continuous and twice differentiable with respect to G and ρ . It is assumed to satisfy

$$\frac{\partial^2 B(G, \rho)}{\partial G^2} \leq 0, \quad (11)$$

$$\frac{\partial^2 B(G, \rho)}{\partial G \partial \rho} > 0. \quad (12)$$

Assumptions (11) and (12) put some structure on the marginal benefits of governmental spending. The first assumption reflects decreasing marginal returns to government expenditures. The more a government already invests the less desirable is spending an additional Dollar. Note that we do not put any restrictions on the sign of the marginal benefit of additional government expenditure. We only require the marginal benefit to decrease in revenue. Consequently, our model allows for both governments that inherently try to increase the size of government and also for governments that dislike raising more than necessary. Assumption (12) reflects that a higher finance requirement makes an additional Dollar of revenue more valuable.

Denote the aggregate initial declaration of all taxpayers as D and the expected aggregate additional declaration in an amnesty as EA . Then, the expected benefit for a government from announcing an amnesty is given by¹⁴

$$E\Delta B \equiv B(t(D + EA), \rho) - B(tD, \rho),$$

which might or might not be positive. Even if it is desirable from a budget point of view to announce an amnesty ($E\Delta B > 0$), a government might still not want to issue one. Announcing an amnesty might upset some of the citizens, as it is typically seen as unfair by people who do not profit (or profit less than others) from it (e.g., Leonard and Zeckhauser 1987). Furthermore, a government that introduces amnesties might be seen as weak. This perception is the more detrimental to a government the more it relies on being seen as strong, tough on crime, and as the protector of law and order. Introducing an amnesty might reduce the chances of re-election. For this reason, governments potentially dislike amnesties, where the degree of dislike varies across governments. We model the varying dislike as a privately known cost of announcing an amnesty. A government has to bear cost $\theta \in [\underline{\theta}, \bar{\theta}]$ if it announces an amnesty, where θ is drawn from a commonly known distribution with cumulative density $H(\theta)$.

¹⁴Here, we assume that the government does not take into account fines that will be collected. There are two reasons for this assumption. First, fines will be collected in the future only, while our model is static. Second, this simplifies matters considerably, while most results still hold if fines are taken into account.

We assume that the highest possible disutility a government can have, $\bar{\theta}$, is greater than the maximum expected benefit such that there is always the chance that a government does not initiate an amnesty.¹⁵ The actual realization of θ is private knowledge to the government. A government weighs amnesty related costs and benefits and announces an amnesty whenever the net benefit is positive. Using an indicator variable α , which takes on the value of one in case of an amnesty and zero else, we can define the optimal decision of a government after observing declaration D and expenditure requirement ρ as

$$\alpha^*(D, \rho) = \begin{cases} 1 & \text{if } E\Delta B \geq \theta \\ 0 & \text{if } E\Delta B < \theta \end{cases} . \quad (13)$$

2.6 Equilibrium

Having analyzed the behavior of individual taxpayers and the government we can derive an equilibrium. Recall that the economy is populated by a continuum of taxpayers with measure one. Taxpayers may differ by their gross income. Denote the income distribution by $q(y)$, which is common knowledge. A taxpayer with income y declares $d^*(y, \phi)$ initially and depending on the detection shock either $a_0^*(y, d^*(\phi))$ or $a_1^*(y, d^*(\phi))$ in addition to that if an amnesty is announced. The declarations $d^*(y, \phi)$ and $a^*(y, d^*(\phi))$ and or $a_1^*(y, d^*(\phi))$ are determined by Conditions (3), (5) and (9) which we derived earlier, where ϕ still denotes the believed probability that an amnesty takes place.

Note the total declaration after an amnesty $d^* + a^*$ only depends on the income, tax rate, detection probability and the fine schedule. As these parameters and the income declaration are common knowledge, the government is able to anticipate the benefits from an amnesty. Note that due to the very large number of taxpayers, the law of large numbers ensures that the share of taxpayers hit by a detection shock is equal to the detection shock probability. Once the government observes the initial declarations, it can calculate the benefit that will arise from enacting a tax amnesty, which is ΔB . The government initiates an amnesty whenever this net benefit is positive, i.e., $\Delta B > \theta$. We now establish some properties of the benefit function that will prove useful.

¹⁵This assumption is not crucial but simplifies the analysis. We also do not have to restrict θ to be positive. In some cases, e.g. if the amnesty is paired with system improving reforms, a politician might derive some intrinsic benefit from an amnesty. Our model, in general, would also be able to cope with such situations.

Lemma 2 *The benefit function has the following properties*

$$\frac{\partial \Delta B}{\partial D} = -t \frac{\partial}{\partial G} B(tD, \rho) \quad (14)$$

$$\frac{\partial}{\partial G} B(tD, \rho) \leq 0 \rightarrow \Delta B \leq 0 \quad (15)$$

$$\frac{\partial \Delta B}{\partial \rho} \geq 0. \quad (16)$$

Proof. Recall that

$$\Delta B \equiv B(t(D + A), \rho) - B(tD, \rho),$$

where

$$D + A = \int q(y) (d^*(y, \phi) + a^*(y, d^*(\phi))) dy.$$

Equation (6) implies $\partial (d^* + a^*) / \partial d = 0$, which then implies $\partial (D + A) / \partial D = 0$. The claim

$$\frac{\partial \Delta B}{\partial D} = -t \frac{\partial}{\partial G} B(tD, \rho)$$

follows immediately. The second claim follows directly from concavity of B in G . Concavity implies that $B'(G) \leq B'(G')$ if $G \leq G'$ and $B''(G) \leq 0$. Then, $\Delta B = B(t(D + A), \rho) - B(tD, \rho) \leq 0$ if $\partial B(tD, \rho) / \partial G \leq 0$, since $D + A \geq D$.

The derivative with respect to the budget requirement yields

$$\frac{\partial \Delta B}{\partial \rho} = \frac{\partial}{\partial \rho} B(t(D + A), \rho) - \frac{\partial}{\partial \rho} B(tD, \rho).$$

Assumption (12) implies that $\frac{\partial}{\partial \rho} B(G, \rho) \geq \frac{\partial}{\partial \rho} B(G', \rho)$ if $G \geq G'$. Then, the observation that $D + A \geq D$ is sufficient for the third property. ■

The first property implies that a reduction in the initial declaration raises the government's benefit from an amnesty in case the government prefers a larger budget than the one implied by the initial declaration. In other words, if the extent of tax evasion increases, an amnesty becomes more valuable for a government that is already short of funds. The second condition basically states that the benefit from an amnesty is always negative when the marginal benefit of an additional Dollar is negative at the initial revenue. The third property indicates that government benefits from an amnesty increase with the budget requirement.

We note that the amnesty decision is mainly driven by the initially declared aggregate income D and by the budget requirement ρ . The initial declaration decisions of the taxpayers are linked to the amnesty decision through the beliefs about the likelihood of an amnesty ϕ . In a Perfect Bayesian Nash Equilibrium the beliefs have to be consistent with strategies,

and players maximize their expected payoff given these beliefs. Two implications follow. First, all taxpayers must have identical beliefs. Second, beliefs have to be consistent with the government's amnesty decision rule as set out in (13). This requires (in a pure-strategy equilibrium) that the ex ante believed probability of an amnesty is identical to the interim belief after the taxpayers' initial declarations. Denote the interim believed probability of an amnesty taking place as μ , which is defined as

$$\mu(\Delta B(D)) = \begin{cases} H(\Delta B(D)) & \text{if } \Delta B > 0 \\ 0 & \text{if } \Delta B \leq 0 \end{cases}, \quad (17)$$

where H is the cumulative distribution function of the governments distaste for an amnesty.

Lemma 3 *The interim believed probability of an amnesty taking place is a continuous, non-increasing function of the initial aggregate declaration.*

Proof. The interim beliefs are obviously continuous as $\lim_{\Delta B \rightarrow 0^+} H(\Delta B) = 0$. Observe that $\mu(\Delta B(D))$ is non-increasing in D if $\Delta B > 0$, as $H' > 0$ and $\partial \Delta B / \partial D < 0$ for $\partial B(tD, \rho) / \partial G > 0$, which covers the region where $\Delta B > 0$ (Property 2 in Lemma 2). For the remaining domain, where D implies $\Delta B \leq 0$, we have $\text{prob}\{\alpha^* = 1 | D\} = 0$. ■

Now consider how the initial beliefs held by the taxpayers translate into an aggregate declaration.

$$D^*(\phi) = \int q(y) d^*(y, \phi) dy,$$

where $d^*(y, \phi)$ follows the first-order condition from Equation (9). The aggregate declaration is obviously a non-increasing continuous function of commonly held initial beliefs. In what follows, we prove the existence of an equilibrium. For this, we use the Lemmata from above. We construct a function that in multiple steps maps an initial belief about an amnesty taking place into a probability that an amnesty actually takes place. In equilibrium, these two probabilities have to be equal. If the steps of constructing this mapping are derived using the individually optimal strategies and the mapping has a fixed point, then an equilibrium exists.

Lemma 4 *There exist at least one pair of declaration functions and beliefs $\langle d^*(y, \phi^*), \phi^* \rangle$ for all taxpayers and all admissible prior distributions $H(\theta)$ for the type of the government that satisfy the consistency requirements of a Perfect Bayesian Nash Equilibrium.*

Proof. This follows immediately from a simple fixed point argument. Consider the function

$$\mu = Z(\phi),$$

where

$$Z(\phi) = \mu(\Delta B) \circ \Delta B(D) \circ D^*(\phi).$$

The function $Z(\phi)$ gives the interim belief of an amnesty taking place if the initial declaration followed the ex ante belief ϕ under an optimal amnesty decision for the given initial declaration. We know from our analysis above that $Z(\phi)$ is a continuous (non-decreasing) mapping from $[0, 1]$ into itself, which has at least one fixed point (Brower's fixed-point theorem). In this fixed point, the ex ante beliefs are equal to the resulting interim beliefs $\mu = \phi$, which determines the equilibrium probability ϕ^* of an amnesty taking place. ■

Figure 1 illustrates such an equilibrium, where we have plotted $Z(\phi)$ and the 45-degree line. The intersection determines the equilibrium probability ϕ^* of an amnesty taking place. In the example, we use specific parameter values for the tax rate ($t = 0.3$), the detection probability ($p = 0.25$), the taxpayers discount factor ($\delta = 0.75$) and the governments revenue requirement ($\rho = 1$). For simplicity we abstract from detection shocks ($\sigma = 0$).¹⁶ For such a scenario, we get a unique equilibrium with a low probability of an amnesty taking place, as indicated by the intersection of both lines in Figure 1.

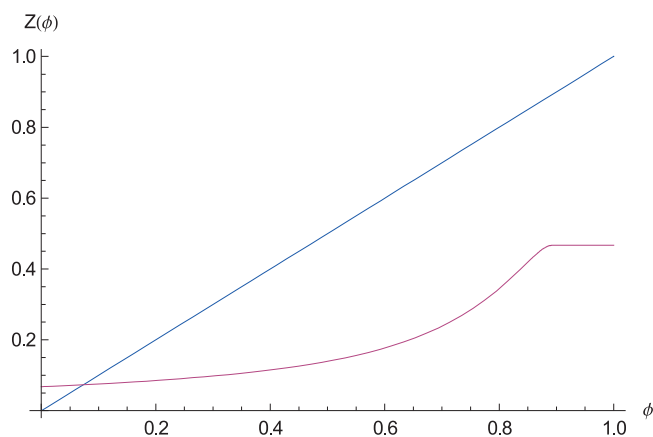


Figure 1: A unique equilibrium with a low probability of an amnesty occurring

Note that ϕ^* also determines the aggregate initial declaration D^* and the aggregate additional declaration A^* in an amnesty. The aggregate initial declaration drops with ϕ^* , while A^* increases by the same amount with ϕ^* .¹⁷

Although suggested by this example, uniqueness of equilibrium is not a general feature of the model. Multiple equilibria are possible, as shown in our second example. Increasing the

¹⁶The functional forms and distributions we use here and for all our examples are $F(x) = x^2$; $B(R, \rho) = -(R - \rho)^2$, $y \sim \text{uniform}$ on $[1, 2]$, $\theta \sim \text{uniform}$ on $[0, \bar{\theta}]$. The parameter $\bar{\theta}$ can be interpreted as a state-specific historical distaste of politicians for amnesties. Here, we use $\bar{\theta} = 1$.

¹⁷This follows from the analysis of the behavior of an individual taxpayer from above (see in particular Equation (7) and Lemma 1).

government’s revenue requirement – now we increase ρ to 1.8 – raises the likelihood of an amnesty in equilibrium and also produces two more equilibria where an amnesty is almost certain, and in some kind of tax revolt the initial declarations fall to almost zero. Figure 2 shows this case.

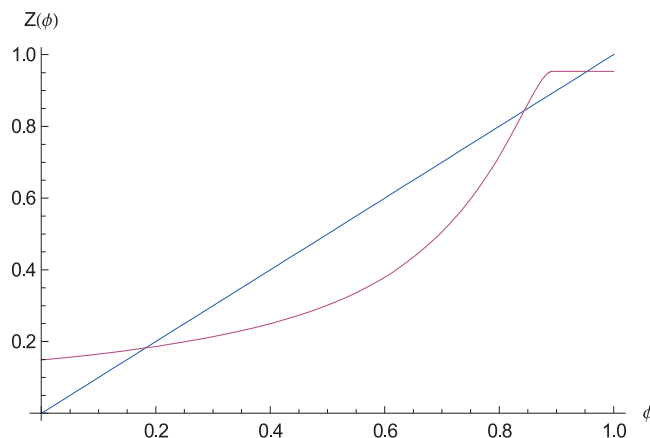


Figure 2: Multiple equilibria with two of them featuring tax revolts

In the following, we analyze how the parameters in the model influence equilibrium outcomes. Thereby, we consider the fact that our model can lead to multiple equilibria as virtue rather than as a defect of our model. With multiple equilibria, our model allows for other factors than the economic environment that influence how likely amnesties are and how much taxpayers evade. Equilibrium selection becomes a coordination problem among taxpayers if there are multiple equilibria. A good tax morale, for example, might lead to taxpayers coordinating on the low-evasion equilibrium where amnesties are rare, while a bad tax morale in an otherwise identical economic environment might act as a self-fulfilling prophecy of widespread evasion and likely amnesties. Instead of imposing further restrictions on payoff functions or the prior distribution of θ in order to ensure uniqueness, we use monotone comparative statics to gain further insights.¹⁸

3 Comparative Statics

3.1 Changes in the Model Parameters

In what follows, we establish some results on how the equilibrium probability of an amnesty changes with important model parameters. This also allows us to determine how the pre-

¹⁸An alternative way of reducing the number of equilibria would be to add individual noisy signals on the type of the government. This would result in a global game with a unique equilibrium (see Morris and Shin 2002).

amnesty revenue is influenced by changes in model parameters. As we have to deal with the possibility of multiple equilibria we use monotone comparative statics. In particular, we rely on a result from Milgrom and Roberts (1994). In their Corollary 1 (p. 446), they prove that the highest and lowest fixed point of a function $g(x, t) : [0, 1] \times T \rightarrow [0, 1]$, where T is a partially ordered set and $g(x, t)$ is continuous for all $t \in T$, increase (strictly) in t if $g(x, t)$ increases (strictly) in t for all $x \in [0, 1]$. We can make use of this result as the function $Z(\phi; p, t, \delta, \rho)$ allows to show that at least one fixed point ϕ^* exists which satisfies the conditions necessary for this result. Figure 3 illustrates how the Milgrom-Roberts result is applied in our context. An upward shift of $Z(\phi)$ – here due to an increase in the budget requirement ρ – increases the highest and smallest fixed point. We start our comparative static analysis with the effect of the governments budget requirement.

For this purpose, we denote the amnesty probability in the highest and lowest fixed point as $\phi_h^*(\cdot)$ and $\phi_l^*(\cdot)$, respectively.

Proposition 5 *An increase in the budget requirement ρ (a) weakly increases $\phi_h^*(\cdot)$ and $\phi_l^*(\cdot)$ and (b) weakly decreases $D^*(\phi_h^*)$ and $D^*(\phi_l^*)$.*

Proof. Statement (a) requires

$$\frac{\partial Z(\phi, \rho)}{\partial \rho} \geq 0 \quad \forall \phi \in [0, 1],$$

which directly follows from the third property in Lemma 2, which is

$$\frac{\partial \Delta B}{\partial \rho} \geq 0$$

and the fact that $\mu(\Delta B)$ is non-decreasing in ΔB . Statement (b) requires $D^*(\phi) \leq D^*(\phi')$ if $\phi \geq \phi'$, or on an individual level

$$\frac{dd^*}{d\phi} \leq 0 \quad \forall y,$$

which holds due to Lemma 1. ■

The intuition for the result above is quite simple. An increased budget requirement increases the government's benefit from an amnesty, whenever additional revenue increases the government's payoff. In the case where the government is satiated with revenue (even after ρ has increased) the benefit of an amnesty remains unchanged at zero. In the former case, taxpayers anticipate the greater benefit a government receives from an amnesty and therefore, ceteris paribus, the believed probability of an amnesty taking place goes up. This, in turn, makes evasion for the taxpayers more attractive. Taxpayers reduce their declarations, which

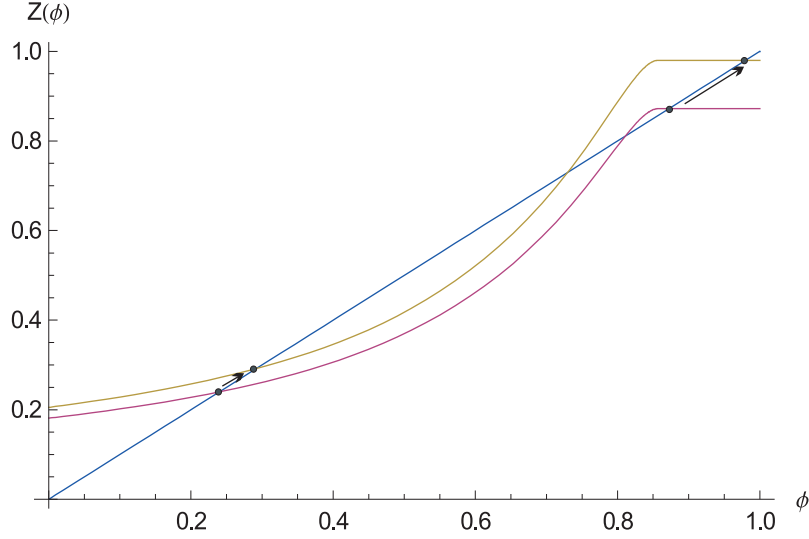


Figure 3: The highest and lowest fix points increase if ρ increases

again weakly increases the benefit of an amnesty for a government. This process converges to a new equilibrium with a higher probability of an amnesty taking place and lower aggregate declarations. The taxpayer's anticipation of an amnesty becoming more likely after an increased revenue requirement is self-reinforcing through the taxpayers reduction of initial income declared. In the latter case, where the government's benefit from an amnesty – even after an increased budget requirement – is still zero, an increase of ρ has neither an impact on the equilibrium probability of an amnesty nor on the aggregate initial tax declaration.

There is a similar comparative static effect of changes in the prior distribution of the government's distaste for an amnesty. Suppose an exogenous event, like a change in voters attitudes towards amnesties, changes the prior distribution of government's distaste such that the new distribution $\hat{H}(\theta)$ first-order stochastically dominates the new distribution $H(\theta)$. Then, the highest and lowest equilibrium points (with respect to the probability of an amnesty taking place) weakly increase, and, by the same argument as above, the initial aggregate declaration weakly decreases as, *ceteris paribus*, from the viewpoint of a taxpayer an amnesty becomes more likely. This, in turn, induces lower initial declarations, further increasing the likelihood of an amnesty. Denoting the equilibrium probabilities of the highest and lowest equilibrium under $\hat{H}(\theta)$ as $\hat{\phi}_h^*$ and $\hat{\phi}_l^*$, we can state the following proposition.

Proposition 6 *For two cumulative density functions $H(\theta)$ and $\hat{H}(\theta)$, with $H(\theta) \leq \hat{H}(\theta) \forall \theta$, we have*

$$\hat{\phi}_h^*(\cdot) \geq \phi_h^*(\cdot), \quad \hat{\phi}_l^*(\cdot) \geq \phi_l^*(\cdot) \quad (18)$$

$$D^*(\hat{\phi}_h^*) \leq D^*(\phi_h^*), \quad D^*(\hat{\phi}_l^*) \leq D^*(\phi_l^*). \quad (19)$$

Proof. For (18) we have to show that $\hat{Z}(\phi) \geq Z(\phi)$, where $\hat{Z}(\phi)$ is the mapping of ϕ into itself under $\hat{H}(\theta)$, while $Z(\phi)$ is the original mapping under $H(\theta)$. This is the case if

$$\hat{\mu}(\Delta B) \circ \Delta B(D) \circ D^*(\phi) \geq \mu(\Delta B) \circ \Delta B(D) \circ D^*(\phi),$$

where $\hat{\mu}(\Delta B)$ and $\mu(\Delta B)$ are determined by equation (17) with $\hat{H}(\theta)$ and $H(\theta)$, respectively. From $H(\theta) \leq \hat{H}(\theta)$ it follows immediately that

$$\hat{\mu}(\Delta B) \geq \mu(\Delta B).$$

The earlier observation that $\Delta B(D) \circ D^*(\phi)$ is positive and increasing in ϕ establishes (18). Then, (19) follows from Lemma 1. ■

The effect of an increase in δ is straightforward. Recall that an increase of δ can be interpreted as an increase of the taxpayers' awareness of a potential future fine when they make their initial declaration. Ceteris paribus, an increasing δ raises first period declarations, without influencing the total declaration after an amnesty, which in equilibrium reduces the probability of an amnesty in the highest and lowest equilibrium.

Proposition 7 *An increase in δ (a) weakly decreases $\phi_h^*(\cdot)$ and $\phi_l^*(\cdot)$ and (b) weakly increases $D^*(\phi_h^*)$ and $D^*(\phi_l^*)$.*

Proof. Statement (a) requires that

$$\frac{\partial Z(\phi, \delta)}{\partial \delta} \leq 0 \quad \forall \phi \in [0, 1]. \quad (20)$$

Since

$$\frac{\partial \mu(\Delta B)}{\partial \Delta B} \begin{cases} > 0 & \text{if } \Delta B > 0 \\ = 0 & \text{if } \Delta B \leq 0 \end{cases}$$

and from Property 1 in Lemma 2

$$\frac{\partial \Delta B}{\partial D} < 0 \quad \text{for } \Delta B > 0,$$

Condition (20) holds whenever

$$\frac{dD^*}{d\delta} \geq 0 \quad \forall \phi \in [0, 1]$$

or at the individual level whenever $dd^*/d\delta \geq 0 \quad \forall \phi \in [0, 1]$. That this condition holds can easily be seen from the first-order condition (9), where the right hand side decreases with δ , which implies that d^* increases with δ . ■

It is easy to see that an increased likelihood of detection shocks σ have exactly the same result as an increased discount factor. If detection shocks become more likely the highest and lowest equilibrium probabilities for an amnesty decrease, since ceteris paribus initial declarations increase.

The impact of a change in the tax rate is more complicated. Ceteris paribus, an increase in tax rates yields reduced first period declarations. However, tax revenues still might increase as the marginal revenue from initial declarations is given by $D^* + t \cdot dD^*/dt$. The same is true for tax receipts after an amnesty. Total tax declarations $D^* + A^*$ decrease, but the marginal post-amnesty revenue still might be positive. Suppose, the government is short of revenue initially and tax rates are low. Hence, there is a high ex ante probability for an amnesty. Then, ascending tax rates typically increase initial revenues, which hints at a lower probability of an amnesty. However, as shown above, the gap between original and total declarations after an amnesty grows in t , ceteris paribus. Therefore, the additional revenue from an amnesty gets even larger, which works in favor of a higher amnesty probability. Ultimately, in the situation above, the change of the amnesty probability due to varying tax rates depends on the relative size of two effects. On the one hand, an increasing tax rate enlarges the gap between revenues with and without an amnesty. This works in favor of a higher likelihood for an amnesty. On the other hand, the value of an amnesty from additional revenues decreases if initial revenues go up (which is a result of the curvature of $B(\cdot)$).

3.2 Summary of Theoretical Findings

Let us briefly summarize and evaluate our findings so far. We find that a forward-looking taxpayer, who discounts future taxes and fines, might take up an amnesty even if the enforcement parameters remain unchanged. In previous models, only an increased fine or detection probability made amnesties attractive to tax evaders. Our result is driven by the delay between the original tax payment and the payment of fines and taxes on additionally declared income in an amnesty, allowing the taxpayer to evaluate the consequences of evasion differently when first committed and when an amnesty arises. In this regard, we add a new explanation for the so-called amnesty take up puzzle. Additionally our model captures more traditional incentives for taking up an amnesty, such as strategic tax planning and shocks that foreshadow imminent detection of past evasion.

The main determinant of the initial income declaration is the taxpayers' believed probability of a tax amnesty taking place. The higher the believed probability the lower the initial declaration and the higher the planned additional declaration in a potential amnesty. Once we endogenize the probability of an amnesty by modeling the government, we see that a higher

budget requirement and the need for more governmental spending both increase the likelihood of an amnesty, which in turn reduces initially declared income and therefore reinforces the need of an amnesty. In line with the formulated benefits function for using a tax amnesty, we expect its probability to increase in case of either lower public revenues or larger governmental spending.

The effect of a rise in the tax rate on the amnesty probability is ambiguous. On the one hand, a higher tax rate increases the evasion incentive and, therefore, the potential revenue from an amnesty. On the other hand, higher tax rates increase the initial revenue (at a constant evasion rate), which mitigates the pressure for a government to earn additional revenue by issuing an amnesty.

Furthermore, the attitudes of voters and politicians towards the applicability of tax amnesties as a serious fiscal policy instrument is also an important determinant of the equilibrium amnesty probability. In states where the electorate considers a government which issues tax amnesties as weak, thereby reducing the governments re-election probabilities, the equilibrium amnesty probabilities will be lower. The government considers this distaste in its amnesty cost function making it reluctant to issuing such an amnesty. In a similar vein, in times where tax amnesties are politically acceptable, the political costs of issuing such an amnesty decrease and the likelihood of its occurrence is expected to increase. This latter reasoning motivates some parts of the empirical specification of our model to be discussed below.

Finally, the model does not guarantee a unique equilibrium. The same model economy may admit equilibria with different likelihoods of amnesties and different levels of initial income declarations. This allows us to explain why similar economies might have different levels of evasion and amnesty frequencies. Furthermore, as our example from above shows, the occurrence of a budget crisis might create new equilibria. In addition to a low-evasion equilibrium with a low likelihood of amnesties, high-evasion equilibria with near certain amnesties might arise when the budget requirement increases. Moreover, we have seen that expectations of an amnesty taking place can be self-fulfilling to a certain degree. To see this, recall that everything equal, an increase in the initial amnesty belief of the taxpayers increases evasion and thus reduces initially declared incomes, which in turn makes amnesties more desirable for the government. In the case of multiple equilibria, the initial belief of taxpayers plays a major role in determining which equilibrium taxpayers coordinate on.

4 Empirical Analysis

4.1 Specification and Estimation

To assess the main predictions of our theoretical model we use data on tax amnesties in US States between 1981 and 2011. The dependent variable is an indicator variable, A_{ij} , with entry one if state i enacts a tax amnesty at year j , and zero otherwise. Accordingly, the (conditional) equilibrium amnesty probability, ϕ_{ij} , is given by

$$\phi_{ij} \equiv P(A_{ij} = 1 | \mathbf{x}_{ij}) = \Phi(\mathbf{x}'_{ij}\beta), \quad (21)$$

where $\Phi(\cdot)$ represents the cumulative distribution function (cdf), which is assumed to be standard normal in our case, i.e., we apply a probit model to estimate (21).¹⁹ \mathbf{x}_{ij} represents a vector of covariates, including our variables of interest and additional controls. Regarding the former, we firstly have to measure a government's fiscal requirements. Our theoretical model suggests to include (i) public expenditures and (ii) a state's total revenues (both variables enter in logs).²⁰ However, as both sides of public households might be closely correlated, we alternatively measure state's fiscal needs by its budget surplus, defined as the annual difference between state revenues and public expenditures. Further, and in line with the existence of multiple equilibria in our model, one might suspect that fiscal requirements are even higher if the government runs excessive deficits (e.g., due to the recent financial crisis). To capture this idea, we use (iii) a state's annual change in total debt in an alternative specification. From our theory we would expect a higher (lower) probability for an amnesty in states where government expenditures and debt changes (revenues or, alternatively, budget surpluses) are relatively large, all else equal. Second, the impact of the tax rate t on the amnesty probability is captured by a measure of the combined state and local tax burden (below, we provide details on how this burden is calculated).

¹⁹Alternatively, we also applied the logistic cdf and estimate logit models. It turns out that the empirical results are insensitive to this choice, so that we decided to rely on probit estimates throughout. The corresponding results for the logit models are available upon request.

²⁰Notice that this constitutes a major difference to previous empirical research, only including the revenue side of public households. In particular, most of the existing empirical studies follow Dubin, Graetz and Wilde (1992) focusing on two motives behind the initiation of tax amnesties (see Le Borgne 2006 or Luitel and Tosun 2014). These are significant (short run) revenue gains (the "yield" motive), and to overcome periods where governments are short of funds (the "fiscal stress" motive). While the yield motive is captured by (income) tax revenues, the fiscal stress motive is accounted for by the state of an economy as measured by per capita income and employment rates. The latter variables enter as controls in our study. Our theory with the explicit formulation of amnesty induced benefits suggests to interpret fiscal stress as the joint outcome of both the revenue and the expenditure side of the budget. This, in turn, makes it necessary to incorporate both variables in the empirical specification.

Third, our theory suggests that taxpayers would initially declare a lower income share if they expect an amnesty in the near future, which, in turn, makes it more attractive for a government to skim the accumulated undeclared tax base via an amnesty. Similarly, a change in the taxpayers' attitudes towards (upcoming) amnesties affects the amnesty related costs a government has to bear when issuing such a program. We take account for both of these arguments by including information on amnesty episodes in other states (referred to as *amnesty cycle*), measured by the total number of amnesties in all states in the previous year.²¹ On the one hand, this should positively affect taxpayers' expectations on future amnesties. On the other hand, an electorate who observes an increase in amnesty activities in other states might be also less reluctant towards such a policy instrument. This might reduce a government's cost in terms of decreased re-election probabilities. Further, we add information on a state's political and institutional environment, comprising (gubernatorial and presidential) election years and details on possible legal restrictions of policy-making (e.g., re-election limits for a governor in office or majorities needed to pass the budget and/or tax increases). The political and institutional environment is also expected to shape both the perceived amnesty probabilities and the costs of amnesties (for instance, a change in legislation due to a government change at the federal level may reduce the costs of fiscal adjustments at the state level). However, most of these variables fail to be significant. Therefore, we rely on a parsimonious version of (21) incorporating only a dummy variable for presidential election years, which appears closest to be (weakly) significant.

Apart from our variables of interest, we follow Dubin, Graetz and Wilde (1992) and include income per capita and the unemployment rate as further controls (see also Footnote 20). For both variables, Dubin, Graetz and Wilde (1992) found a positive relationship with regard to the likelihood of tax amnesties, which has been recently questioned by Luitel (2013).²²

Overall, we estimate six versions of (21). First, as our dataset represents a panel (50 states between 1981 and 2011) we apply pooled as well as random effects probit models. For the latter, we follow Chamberlain (1980) who proposed to include all explanatory variables along

²¹Alternatively, we also experimented with including information on a state's own *amnesty history* in addition to the amnesty cycle. For this purpose, we define a dummy variable taking entry one if a state implemented no tax amnesty within the last two legislative terms (eight years) and the governor's party was in office for the same period, and zero else. We find that our main estimation results are not affected by this modification. Further, our amnesty history measure enters insignificantly in our regressions, indicating that amnesty expectations are mainly captured by the (contemporaneous) amnesty occurrence in US states. For these reasons and the fact that the amnesty history itself might be endogenous, we decided to omit this variable in our preferred specification. The corresponding estimation results are available from the authors upon request.

²²Among other concerns, Luitel (2013) argued that both variables should enter in logs rather than in levels (as in Dubin, Graetz and Wilde 1992). In our regressions presented below, we do not find any differences under these alternative specifications, so that we decided to report the coefficients of the level-based specifications only.

with their means (see also Wooldridge 2010: pp. 615), except the mean of the time invariant presidential election dummy and the (only) year-specific amnesty cycle information. This approach allows to more explicitly exploit the time dimension of the data at hand by modelling unobserved state heterogeneity with the respective averages of the covariates. The second distinction relates to the class of pooled probit models. In particular, we treat the explanatory variables as either contemporaneous (*Model A*) or predetermined using first lags (*Model B*).²³ Finally, we distinguish between a specification including government expenditures and state revenues as the only budgetary variables, and one where the change in a state’s total debt enters additionally. The results for budget surplus, which is used instead of public expenditures and tax revenues to measure fiscal requirements, are presented in a separate table.

4.2 Data and Descriptives

Table 1 provides an overview over tax amnesties in US States (including District of Columbia) between 1981 and 2011. The underlying data on amnesty periods, taxes covered and revenue collections are taken from the Federation of Tax Administrators (FTA, 2012) and Mikesell and Ross (2012). Before starting with a description of the data it is interesting to note that American tax administrations, in contrast to their European counterparts, did not make use of tax amnesties until the early 1980’s. Since then, and following Illinois as the first state to conduct such a program in 1981, we observe a total of 116 amnesties. The new fiscal tool gained growing attractiveness as early as in the 1980’s, as a total number of 30 programs was implemented in 27 states (including District of Columbia; Florida, Illinois and Louisiana already adopted repeated amnesties). This development was somewhat interrupted in the 1990’s (including three years without any tax amnesties), but in the new century we can see an unprecedented increase in the amnesty pace. At the state level (reported in Table A1 in the Appendix), only five out of all states had no amnesty within the sample period (Alaska, Montana, Tennessee, Utah and Wyoming). Most of them conducted two or three amnesties, while four states (Arizona, Florida, Louisiana and New York) made extensive use of such programs (five times).

²³The presidential election dummy enters contemporaneously in *Model B*. For the amnesty cycle, we assume that a state’s tax administration considers to conduct a tax amnesty in year j when observing a change in other states’ amnesty frequencies at $j - 1$. Therefore, we include the lagged values of this variable also in the contemporaneous *Model A*.

Table 1: Tax amnesties in US States between 1981 and 2011

	Number of amnesties	Average duration	Revenue collections (% of total)		
			Mean	Minimum	Maximum
1981 – 1989	33	88.0	0.310	0.001	1.170
1990 – 1999	18	74.9	0.346	0.010	1.394
2000 – 2011	65	76.3	0.317	0.022	1.474
Total	116	85.4	0.346	0.001	1.474

Notes: States without amnesties excluded (Alaska, Montana, Tennessee, Utah and Wyoming). Years without amnesties: 1991, 1993, 1994 and 2000.

On average, an amnesty lasts for around 85 days and yields revenues of about 0.35 percent of total state revenues (the corresponding minimum and maximum values are 0.001 and around 1.5 percent, respectively).²⁴ However, and in contrast to the frequency of tax amnesties, we do not find substantial differences in revenue collections over the three decades.

Table 2 reports additional characteristics of our explanatory variables. Most of them are available until 2010. Hence, our final sample used for estimation exhibits 1,500 observations. Concerning a state’s amnesty history, it is striking that we do not observe any amnesties within the last two legislative terms in about one quarter of all state-year combinations (in this case, the corresponding dummy variable takes a value of one). On average, there are 3.4 amnesties per year with a maximum value of 12 in the year 2009.

Our tax burden measure, defined as the fraction of the total amount of state and local taxes paid by state residents to a state’s total income, is provided by the Tax Foundation for each state-year combination in the sample (downloadable at www.taxfoundation.org; see Prante 2008, Malm and Prante 2012, for technical details). It comprises a broad range of taxes such as (general and specific) sales taxes, property, death and gift taxes, personal and corporate income taxes and other charges (such as public utility and amusement licences or insurance premium taxes). Since tax amnesties usually cover more than one type of taxes (see Baer and Le Borgne 2008, Mikesell and Ross 2012, Luitel and Tosun 2014), we prefer this comprehensive tax burden measure over specific statutory tax rates. However, to ensure that our conclusions on the impact of a state’s tax rate on the amnesty probability are not driven by the choice of this measure, we alternatively use statutory sales and (personal as well as corporate) income tax rates in our empirical analysis (the corresponding descriptives are also reported in Table 2).²⁵ In qualitative terms, we do not find substantial differences between the various tax

²⁴Note that 14 amnesties started in one year and ended in the following. In our study, we follow Mikesell and Ross (2012: 533) assigning an amnesty and also its revenue collections to the year of initiation.

²⁵Up to 2001, statutory tax rates are available from Word Tax Database at the University of Michigan (www.bus.umich.edu/otpr/otpr/default.asp). More recent data are downloadable from the website of the

burden concepts. For this reason, and to facilitate an easier interpretation of our estimation results, we rely on the comprehensive tax burden measure in the subsequent analysis. On average, this burden is about 9.3 percent, lying within a range of 4.7 to 12.8 percent (see Table 2).

Table 2: Descriptive statistics

Variable	Mean	SD	Min.	Max.
Public expenditure (ln)	16.008	1.087	13.365	19.168
State revenues (ln)	16.031	1.071	13.441	19.097
Budget surplus to gross state product (GSP)	0.285	1.080	-8.454	14.301
Change in public debt	0.075	0.104	-0.391	0.844
Tax burden (%)	9.317	1.274	4.662	12.782
Amnesty cycle ^{a)}	3.400	3.159	0.000	12.000
Amnesty history ^{b)}	0.227	0.419	0.000	1.000
Personal income per capita (Tsd. USD)	24.204	9.708	7.842	56.959
Unemployment rate	5.914	2.128	2.300	17.400
Presidential election dummy	0.233	0.423	0.000	1.000
Population (ln)	15.010	1.011	12.944	17.436
Sales tax rate (%)	4.500	1.822	0.000	8.250
Corporate income tax rate (%)	6.112	2.672	0.000	12.650
Personal income tax rate (%)	4.644	4.353	0.000	28.025

Notes: Panel is balanced including 1,500 observations (50 states and 30 years). ^{a)}Overall number of tax amnesties in all states in the previous year. ^{b)} Indicator variable taking entry one if there has been no tax amnesty within at least two legislative terms (i.e., eight years) and the governmental party has been in power for the same time period, and zero else.

Regarding the other explanatory variables,²⁶ it is probably worth mentioning that, on average, a US state changed its debt position by about 7.5 percent per annum (extreme values in the positive and negative range generally appear in the early 1980's).

4.3 Estimation Results

Table 3 summarizes our main empirical results. The left-hand part of the table refers to the specification with only public expenditure and state revenue as budgetary variables, the right-hand one to a model where the change in public debt is included in addition. The explanatory

FTA (www.taxadmin.org).

²⁶Data on state public expenditure, revenues, budget surplus and debt is downloadable from US Bureau of the Census, Government Division (www.census.gov). Information on a state's population, personal income, GSP and unemployment rate is taken from the webpage of the Bureau of Economic Analysis (<http://www.bea.gov/>). Data on political variables such as election years and government composition are collected by Klarner (2012a,b).

variables enter contemporaneously in *Model A*, and are treated as predetermined in *Model B*.²⁷ Further, we report average marginal effects (AME) for all six specifications. For this purpose, we compute the average impact of partial or discrete changes over all observations, the corresponding standard errors are obtained using the delta method (for details see Bartus 2005).

First of all, Table 3 shows that our estimation results seem to be robust against various changes in the specification. Regarding the controls, we estimate positive AMEs for personal income per capita and the unemployment rate, but they turn out to be significant only in Models *A* of the pooled probit models and insignificant in the other specifications. This finding is broadly consistent with Dubin, Graetz and Wilde (1992) as they find that increases in the unemployment rate and per capita income increase the likelihood of an amnesty taking place (see also Luitel and Tosun 2014, for similar results). Further, the presidential election dummy enters negatively, but is insignificant in all models.²⁸

With regard to our variables of interest, we find a positive relationship between public expenditure and the amnesty probability, which is significant throughout. An AME of around 0.25 indicates that a one percent increase in public expenditures raises the probability of an amnesty by 0.25 percent (for illustration, such an expenditure change would increase the ratio of public expenditures to GSP by about 1.2 percentage points; the mean of this share amounts to approximately 11.9 percent). In a similar vein, surging state revenues are associated with a decrease in the amnesty probability. Taken together, these findings seem to confirm our theory suggesting that growing revenue requirements (implying higher expenditures and/or lower revenues) should raise the benefits of an amnesty and, therefore, the probability of its implementation. This conclusion still holds when incorporating the change in public debt as additional explanatory variable (last three columns of Table 3). In accordance with Le Borgne (2006), we find significantly positive coefficients on this variable in all models. An AME of around 0.15 suggests that a one percent variation in public debt goes along with

²⁷In the models with contemporaneous explanatory variables (columns 1 and 4), we have a sample size of 1,500 observations (50 states over the years 1981 to 2010). In the models with predetermined variables, we also rely on the year 1980 to avoid a loss of observations. Using lagged values, we obtain an entry for 2011 there, gaining one additional cross-sectional unit. This results in 1,550 observations in columns 2 and 3 of the table (notice that the Chamberlain-type random effects models are based on Models *B* of the pooled probit models, i.e., all *predetermined* variables enter along with their means except for the presidential election dummy which is available from 1980 to 2011). Further, it should be noted that we lose one cross-sectional unit at the end of the sample period when using the change in debt, explaining the 1,500 observations in columns 5 and 6.

²⁸As indicated above, we also insert a bunch of variables representing a state's institutional environment, but they were rejected at any reasonable significance level. In a similar vein, Luitel and Tosun (2014) use a gubernatorial election dummy and an indicator variable on whether a state is controlled by the Democrats to explain amnesty durations, but they fail to find any significant effects. In our case, only the presidential election dummy comes close to weak significance, so that we only rely on the parsimonious model reported in Table 3.

Table 3: Estimation results (average marginal effects)

Variable	Pooled Probit		RE Probit		Pooled Probit		RE Probit	
	Model A	Model B	Model A	Model B	Model A	Model B	Model A	Model B
Public expenditure (ln)	0.239** (0.108)	0.268** (0.112)	0.270** (0.125)	0.270** (0.125)	0.210** (0.105)	0.237** (0.109)	0.254** (0.122)	0.254** (0.122)
State revenues (ln)	-0.235** (0.109)	-0.260** (0.113)	-0.308** (0.133)	-0.308** (0.133)	-0.206* (0.106)	-0.231** (0.110)	-0.295** (0.131)	-0.295** (0.131)
Change in public debt					0.153*** (0.055)	0.172*** (0.057)	0.143** (0.059)	0.143** (0.059)
Tax burden	0.009* (0.005)	0.007 (0.005)	0.0003 (0.016)	0.0003 (0.016)	0.009* (0.005)	0.008 (0.005)	0.004 (0.016)	0.004 (0.016)
Amnesty cycle	0.007*** (0.002)	0.005*** (0.002)	0.006*** (0.002)	0.006*** (0.002)	0.006*** (0.002)	0.005*** (0.002)	0.006*** (0.002)	0.006*** (0.002)
Personal income per capita	0.001 (0.001)	0.001 (0.001)	0.003 (0.002)	0.003 (0.002)	0.002** (0.001)	0.001 (0.001)	0.004 (0.002)	0.004 (0.002)
Unemployment rate	0.009*** (0.003)	0.003 (0.003)	0.002 (0.004)	0.002 (0.004)	0.009*** (0.003)	0.003 (0.003)	0.001 (0.004)	0.001 (0.004)
Presidential election dummy	-0.011 (0.013)	-0.015 (0.013)	-0.015 (0.013)	-0.015 (0.013)	-0.013 (0.013)	-0.015 (0.013)	-0.015 (0.013)	-0.015 (0.013)
Pseudo- R^2	0.064	0.050	0.084	0.084	0.072	0.056	0.105	0.105
Number of observations	1,500	1,550	1,550	1,550	1,500	1,500	1,500	1,500

Notes: Constant not reported. *, **, *** ... Significant at 10%-, 5%- and 1%-level.

Dependent variable is an indicator variable with entry one if a state issued an amnesty in year j , and zero else. **Model A:** All variables except amnesty cycle are measured contemporaneously. **Model B:** All variables except the presidential election dummy are lagged once. **RE model:** Controls of pooled models plus Mundlak-type means (except presidential election dummy) (Chamberlain 1980).

a change in the amnesty probability of 0.15 percent. The AMEs of public expenditure and state revenue are slightly lower in this specification, but still exert the original signs and also remain statistically significant.

Next, we find a positive impact of our tax burden measure, which is only weakly significant in Model A. Again, this is in line with our theoretical hypothesis, suggesting an ambiguous role of a change in the tax rate on the amnesty probability. To make sure that this finding is not driven by the choice of our tax burden variable, we re-estimate (21) including statutory sales, personal income and corporate income tax rates instead of the tax burden measure from the Tax Foundation. We do not estimate significant parameters for any of the three tax rates (the corresponding results are not reported in Table 3, but are available from the authors upon request), indicating that our results concerning the role of the tax rate on amnesty probabilities is insensitive to the choice of the tax burden concept.

Regarding the amnesty cycle, we observe a highly significant and positive coefficient, as expected. Accordingly, one additional amnesty in other states one year ago raises a state's amnesty probability by 0.007 percent. This let us conclude either expectations on tax amnesties (based on observing the amnesty behavior of other states) or their political costs are decisive to explain their probability of occurrence.

It should be noticed that government expenditures and tax revenues enter significantly in Table 3 even though both variables are closely correlated in most of the US states. Despite the obvious multicollinearity concerns, we maintain our theory-based specification in Table 3 for the following reasons. First, it is not clear from the literature whether fiscal adjustments and, hence, budgetary needs are dominated by the expenditure or revenue side of the budget. In particular, empirical studies are inconclusive on whether revenue and spending decisions are determined independently or not, and even if they found some degree of simultaneity, there is less agreement on whether higher (lower) taxes lead to higher (lower) spending, and vice versa (see Westerlund, Mahdavi and Firoozi 2011, relying on evidence from US states; Hoover and Shevrin 1992 for earlier evidence).²⁹ Depending on the direction of causality, however, fiscal requirements would be primarily determined either by a state's expenditures or its revenues. After all, we estimate both parameters significantly, suggesting that both sides of a budget planing process independently shape a state's fiscal requirements. This is also in line with Crain (2003) who finds that budgetary deficits are mainly balanced by expenditure adjustments rather than by increasing government revenues, which lends some

²⁹The independence hypothesis dates back to Wildavsky (1988), while Meltzer and Richard (1981) pointed to simultaneous spending and revenue decisions. Further, causality from taxation to spending (tax-and-spend hypothesis) was suggested by Friedman (1978) and Buchanan and Wagner (1977), while the opposite (spend-and-tax or tax smoothing hypothesis) was originally raised by Peacock and Wiseman (1979) and Barro (1979).

support to the independence hypothesis.³⁰

Second, rather than including public expenditures and tax revenues jointly within one regression, we use the states' budget surplus, defined as total revenues minus government expenditures. This difference turns out to be negative in about one third of all observations (i.e., a state runs a fiscal deficit). To avoid missing entries in these cases, we do not take the logarithm but relate the surplus variable to the GSP. Further, as we do not observe substantial differences across specifications in Table 3, we rely on the pooled probit models with contemporaneous right hand side variables (Model A). Again, we refer to specifications with and without changes in debt, indicated as Models A1 and A2. The corresponding results are reported in Table 4.

Table 4: Estimation results using budget surplus (AME)

Variable	Model A1	Model A2
Budget surplus to GSP	-0.020** (0.008)	-0.018** (0.008)
Change in public debt		0.154*** (0.055)
Tax burden	0.009** (0.005)	0.010** (0.005)
Amnesty cycle	0.007*** (0.002)	0.006*** (0.002)
Personal income per capita	0.002*** (0.001)	0.002*** (0.001)
Unemployment rate	0.010*** (0.003)	0.009*** (0.003)
Presidential election dummy	-0.011 (0.013)	-0.013 (0.013)
Pseudo- R^2	0.065	0.073
Number of observations	1,500	1,500

Notes: See also notes to Table 3. Constant not reported. *, **, *** ... Significant at 10%-, 5%- and 1%-level.

³⁰Moreover, Crain (2003) offers a careful analysis on the institutional regulations that shape the budgetary process in US states. Accordingly, institutional regulations, such as strict budget requirements, item reduction power, supermajority for tax issues and tax and expenditure limitations, affect both fiscal uncertainty and expenditures. Moreover, fiscal uncertainty also affects expenditures and thus the aforementioned regulations exhibit both – a direct and indirect effect – on a state's fiscal policies. This results in a larger volatility at the expenditure side of the budget, again supporting the view that public expenditure and revenues somewhat capture different dimensions of a state's fiscal policy which one should account for in empirical studies on fiscal policy issues. Similarly, Crain and Crain (1998) highlight that applying the current services baseline rule for expenditure planning (i.e., putting the focus on the level of services that last years spending was able to buy) results in faster governmental spending at the state level.

Two major conclusions can be drawn from these regressions: First, the marginal effects estimates and significance of the remaining variables, especially on the tax burden and the amnesty cycle, are almost unaffected when replacing expenditures and revenues by the states' budget surplus. Second, the budget surplus itself enters significantly negative, which is in line with our theoretical expectation (higher budget surpluses decreases fiscal requirements), but also corroborates our findings regarding the separate impact of the tax and expenditure side of the budget. These findings hold irrespectively of whether the change in public debt is included in the regressions or not.³¹

5 Conclusion

This paper provides a theoretical model on the occurrence of tax amnesties. We derive hypotheses about which factors are important to explain amnesty probabilities, which, in a second step, are brought to the data. The model is designed to capture a variety of motivations leading taxpayers to take up amnesties, including strategic delinquency, excessive discounting of future negative consequences and shocks that alert tax cheats to imminent detection. Further, we introduce a government that balances benefits (additional revenues) and costs (e.g., loss of reputation or decreasing re-election probability) when deciding to initiate amnesties after observing the economic situation and tax declarations. Our model does not guarantee a unique equilibrium, which helps to explain why similar economies might be affected differently by tax evasion and, therefore, exhibit varying amnesty likelihoods.

Investigating the equilibrium properties of our model, we firstly find that the amnesty probability is clearly influenced by a government's fiscal requirements and, second, by the taxpayers' expectation on future amnesties. Furthermore, changes in the political costs for initiating a tax amnesty are also crucial. Regarding tax rates, our model predicts an ambiguous impact on the likelihood of an amnesty. To test these predictions empirically, we rely on a dataset of US amnesties between 1981 (i.e., the year where an amnesty was enacted for the first time in the US) and 2011. In accordance with our theoretical predictions, our empirical findings indicate that the probability of an amnesty is positively associated with a taxpayer's initial expectations on future amnesties and a state's budgetary requirements. The latter might be interpreted as supportive evidence for the fiscal stress hypothesis. A decrease in the (political) costs of amnesties also make their occurrence more likely. The tax burden of an economy enters insignificantly, which is also in line with our model.

Policymakers often view tax amnesties as an efficient policy device to exploit additional rev-

³¹The correlation between budget surplus to GSP and the change in debt (change in debt to GSP) amounts to -0.026 (0.638), so that we do not expect serious multicollinearity problems in Model A2.

enue sources (at least in the short run) and, in the middle to long run, to improve tax compliance. However, empirical and anecdotal evidence shows that the benefits of tax amnesties are only modest and in many cases do not exceed the costs of such programs (see, e.g., Baer and Le Borgne 2008). Our theoretical model and the corresponding empirical findings provide one possible explanation for this observation, suggesting that amnesties are self-fulfilling in the sense that initial compliance gets worse if taxpayers expect that an amnesty will be coming along soon. In other words, anything that increases the believed probability of a tax amnesty reduces initial revenues and in turn reinforces the government's need to enact an amnesty. Consequently, governments should think twice before calling an amnesty as a quick fix for a budgetary shortfall, as it might increase the pressure on future budgets, since taxpayers then anticipate future amnesties. Hence, it might be worth introducing commitment devices such as legislation that allows governments to credibly commit not to enact amnesties, which would improve tax compliance and prevent self-fulfilling beliefs from forcing governments to use amnesties regardless if they like them or not.

References

- Alm, J. and W. Beck (1991). Wiping the slate clean: Individual response to state tax amnesties, *Southern Economic Journal* 57, 1043–1053.
- Alm, J. and W. Beck (1993). Tax amnesties and compliance in the long run: A time series analysis, *National Tax Journal* 46, 53–60.
- Alm, J., J. Martinez-Vazques and S. Wallace (2000). Tax amnesties and tax collections in the Russian Federation, *National Tax Association Proceedings of the 93rd Annual Conference of Taxation*, 239–247.
- Andreoni, J. (1991). The desirability of a permanent tax amnesty, *Journal of Public Economics* 45, 143–159.
- Andreoni, J. (1992). IRS as loan shark tax compliance with borrowing constraints, *Journal of Public Economics* 49, 35–46.
- Baer, K. and E. Le Borgne (2008). *Tax Amnesties. Theory, Trends, and Some Alternatives*, International Monetary Fund: Washington DC.

- Barro, R.J. (1979). On the determination of the public debt, *Journal of Political Economy* 81, 940–971.
- Bartus, T. (2005). Estimation of marginal effects using `margins`, *Stata Journal* 5, 309–329.
- Bayer, R.-C. and F.A. Cowell (2009). Tax compliance and firm’s strategic interdependence, *Journal of Public Economics* 93, 1131–1143.
- Buchanan, J.M. and R.W. Wagner (1977). *Democracy in Deficit*, Academic Press: New York.
- Cassone, A. and C. Marchese (1995). Tax amnesties as special offers: The Italian experience, *Public Finance/Finances Publiques* 50, 51–66.
- Chamberlain, G. (1980). Analysis of covariance with qualitative data, *Review of Economic Studies* 47, 225–238.
- Chander, P. and L. Wilde (1998). A general characterization of optimal income tax enforcement, *Review of Economic Studies* 65, 165–183.
- Christian, C.W., S. Gupta and J.C. Young (2002). Evidence on subsequent filing from the state of Michigan’s income tax amnesty, *National Tax Journal* 55, 703–721.
- Crain, W.M. (2003). *Volatile States: Institutions, Policy, and the Performance of American State Economies*, The University of Michigan Press: Ann Arbor.
- Crain, W.M. and N.V. Crain (1988). Fiscal consequences of budget baselines, *Journal of Public Economics* 67, 421–436.
- Dubin, J.A., M.J. Graetz, and L.L. Wilde (1992). State income tax amnesties: Causes, *Quarterly Journal of Economics* 107, 1057–1070.
- Federation of Tax Administrators (2012). *State Tax Amnesty Programs – 1982 to Present*, updated September 24, 2012. www.taxadmin.org/fta/rate/ [last retrieved: 2013-06-16].
- Fisher, R.C., J.H. Goddeeris and J.C. Young (1989). Participation in tax amnesties: The individual income tax, *National Tax Journal* 42, 15–27.
- Friedman, M. (1978). The limitations of tax limitation. *Policy Review* 5, 7–14.
- Gottfredson, M.R. and T. Hirschi (1990). *A General Theory of Crime*, Macmillan Publishing Co: New York.
- Graetz, M.J. and L. Wilde (1993). The decisions by nonfilers to participate in income tax amnesties, *International Review of Law and Economics* 13, 271–283.

- Hoover, K.D. and S.M. Shevrin (1992). Causation, spending, and taxes: Sand in the sandbox or tax collector for the welfare state, *American Economic Review* 82, 225–248.
- Klarner, C. (2012a). *Governors Dataset 1961-2010*, Indiana State University [last requested: 2013-07-31].
- Klarner, C. (2012b). *State Partisan Balance Data 1937-2011*, Indiana State University [last requested: 2013-07-31].
- Le Borgne, E. (2006). Economic and political determinants of tax amnesties in the U.S. States, *Proceedings of the Ninety-Eighth Annual Conference on Taxation*, National Tax Association: Washington, DC, 443–450.
- Leonard, H.B. and R.J. Zeckhauser (1987). Amnesty, enforcement, and tax policy, in: L.H. Summers (ed.), *Tax Policy and the Economy*, Volume 1, MIT Press; Cambridge Cambridge, MA, 55–86.
- Lopez-Laborda, J. and F. Rodrigo (2003). Tax amnesties and income tax compliance: The case of Spain, *Fiscal Studies* 24, 73–96.
- Luitel, H.S. (2013). Causes of state tax amnesties: A review, *unpublished paper*.
- Luitel, H.S. and R.S. Sobel (2007). The revenue impact of repeated tax amnesties, *Public Budgeting and Finance* 27, 19–38.
- Luitel, H.S. and M.S. Tosun (2014). A reexamination of state fiscal health and amnesty enactment, *International Tax and Public Finance*, 21, 874–893.
- Malik, A.S. and R.M. Schwab (1991). The economics of tax amnesties, *Journal of Public Economics* 46, 29–49.
- Malm, E. and G. Prante (2012). Annual state-local tax burden ranking, *Tax Foundation Background Paper* No. 65, Washington D.C.
- Meltzer, A.H. and S.P. Richard (1981). A rational theory of the size of government, *Journal of Political Economy* 89, 914–927.
- Mikesell, J.L. (1986). Amnesties for state tax evaders: The nature of and response to recent programs, *National Tax Journal* 39, 507–525.
- Mikesell, J.L. and J.M. Ross (2012). Fast money? The contribution of state tax amnesties to public revenue systems, *National Tax Journal* 65, 529–562.

- Milgrom, P. and J. Roberts (2002). Comparing equilibria, *American Economic Review* 84, 441–459.
- Morris, S. and H.S. Shin (2002). Global games: theory and applications, in: M. Dewatripont, L.P. Hansen, and S.J. Turnovsky (Eds.), *Advances in Economics and Econometrics: Theory and Applications*, Cambridge University Press: Cambridge.
- Nagin, D.S. and G. Pogarsky (2004). Time and punishment: Delayed consequences and criminal behavior, *Journal of Quantitative Criminology* 20, 295–317.
- Peacock, S.M. and J. Wiseman (1979). Approaches to the analysis of government expenditures growth, *Public Finance Quarterly* 7, 3–23.
- Prante, G. (2008). Tax Foundation state and local tax burden estimates for 2008: An in-depth analysis and methodological overview, *Tax Foundation Working Paper* No. 4, Washington D.C.
- Reinganum, J and L. Wilde (1985). Income tax compliance in a principal-agent framework, *Journal of Public Economics* 26, 1–18.
- Reinganum, J and L. Wilde (1986). Equilibrium verification and reporting policies in a model of tax compliance, *International Economic Review* 27, 739–760.
- Ross, J.M. and N.W. Buckwalter (2013). Strategic Tax Planning for State Tax Amnesties: Evidence from Eligibility Period Restrictions, *Public Finance Review* 41, 275–301.
- Sharot, T., A.M. Riccardi, C.M. Raio and E.A. Phelps (2007). Neural mechanisms mediating optimism bias, *Nature* 450, 102–105.
- Simpson, S.S. and C.S. Koper (1992). Deterring corporate crime, *Criminology* 30, 347–375.
- Uchitelle, E. (1989). The effectiveness of tax amnesty programs in selected countries, *Federal Reserve Bank of New York Quarterly Review* 14, 48–53.
- Westerlund, J., S. Mahdavi and F. Firoozi (2011). The tax-spending nexus: Evidence from a panel of US state-local governments, *Economic Modelling* 28, 885–890.
- Wildavsky, A. (1988). *The New Politics of Budgetary Process*, Scott Foresman: Glenview.
- Wooldridge, J.M. (2010). *Econometric Analysis of Cross Section and Panel Data*, MIT Press: Cambridge, MA.

Table A. 1: Tax amnesties in US States between 1981 and 2011

State	Number of amnesties	Average duration	Revenue collections (% of total)		
			Mean	Minimum	Maximum
Alabama	2	87.5	0.049	0.038	0.059
Arizona	5	94.6	0.174	0.063	0.302
Arkansas	3	199.3	0.041	0.030	0.052
California	2	76.5	0.440	0.393	0.487
Colorado	3	44.7	0.141	0.129	0.153
Connecticut	4	81.8	0.477	0.190	0.709
Delaware	1	59.0	0.328	0.328	0.328
District of Columbia ^{a)}	3	67.3	0.570	0.420	0.721
Florida	5	162.4	0.171	0.050	0.540
Georgia	1	65.0	0.414	0.414	0.414
Hawaii	1	30.0	0.153	0.153	0.153
Idaho	1	102.0	0.028	0.028	0.028
Illinois	4	39.0	0.855	0.001	1.303
Indiana	1	61.0	1.008	1.008	1.008
Iowa	2	58.0	0.497	0.200	0.793
Kansas	3	65.0	0.113	0.020	0.246
Kentucky	2	37.5	0.799	0.633	0.965
Louisiana	5	75.2	0.435	0.004	1.116
Maine	4	82.5	0.483	0.098	1.018
Maryland	3	60.7	0.235	0.088	0.411
Massachusetts	4	67.8	0.404	0.077	1.001
Michigan	3	47.0	0.431	0.201	0.661
Minnesota	1	91.0	0.155	0.155	0.155
Mississippi	2	105.5	0.046	0.028	0.065
Missouri	3	80.3	0.185	0.019	0.410
Nebraska	1	91.0	0.102	0.102	0.102
Nevada	3	130.3	0.230	0.118	0.287
New Hampshire	2	77.0	0.410	0.338	0.483
New Jersey	4	95.8	1.203	0.817	1.474
New Mexico	3	107.3	0.377	0.071	0.628
New York	5	81.8	0.479	0.036	1.072
North Carolina	1	91.0	0.325	0.325	0.325
North Dakota	2	106.0	0.120	0.013	0.227
Ohio	2	68.5	0.089	0.058	0.121
Oklahoma	3	111.7	0.359	0.304	0.459
Oregon	1	49.0	0.186	0.186	0.186
Pennsylvania	2	71.0	0.346	0.284	0.409
Rhode Island	3	187.7	0.126	0.036	0.236
South Carolina	2	69.0	0.107	0.049	0.165
South Dakota	1	44.0	0.023	0.023	0.023
Texas	3	36.3	0.213	0.002	0.530
Vermont	2	41.5	0.046	0.022	0.070
Virginia	3	59.7	0.317	0.277	0.384
Washington	1 ^{b)}	76.0			
West Virginia	2	75.5	0.312	0.123	0.502
Wisconsin	2	64.0	0.248	0.170	0.326
<i>Total</i>	<i>116</i>	<i>84.2</i>	<i>0.346</i>	<i>0.001</i>	<i>1.474</i>

Notes: States without amnesties not reported (Alaska, Montana, Tennessee, Utah and Wyoming). ^{a)}District of Columbia is excluded in the subsequent empirical analysis as we do not obtain the entire set of explanatory variable for this jurisdiction. ^{b)}Amnesty in 2011, no revenue information available.

Working Papers in Economics and Finance

University of Salzburg

- 2014-06 **Ralph-C. Bayer, Harald Oberhofer and Hannes Winner.** The Occurrence of Tax Amnesties: Theory and Evidence.
- 2014-05 **Simon Loretz and Harald Oberhofer.** When Helping the Small Hurts the Middle: Beer Excise Duties and Market Concentration.
- 2014-04 **Christian Keuschnigg, Simon Loretz, and Hannes Winner.** Tax Competition and Tax Coordination in the European Union: A Survey.
- 2014-03 **Koen Verhoest, Ole Helby Petersen, Walter Scherrer and Raden Murwantara Soeipto.** Policy commitment, legal and regulatory framework, and institutional support for PPP in international comparison: Indexing countries? readiness for taking up PPP.
- 2014-02 **Benjamin Furlan, Harald Oberhofer and Hannes Winner.** A Note on Merger and Acquisition Evaluation.
- 2014-01 **Jesus Crespo Cuaresma, Harald Oberhofer and Gallina A. Vincelette.** Institutional Barriers and Job Creation in Central and Eastern Europe. Published in *IZA Journal of European Labor Studies*.
-
- 2013-05 **Peter Huber, Harald Oberhofer and Michael Pfaffermayr.** Who Creates Jobs? Estimating Job Creation Rates at the Firm Level
- 2013-04 **Jürgen Janger and Klaus Nowotny.** Career Choices in Academia
- 2013-03 **Klaus Nowotny.** Institutions and the Location Decisions of Highly Skilled Migrants to Europe
- 2013-02 **Sebastian Rathner.** The Industry-Specific Relationships between Corporate Financial Performance and 11 Corporate Social Performance Dimensions: Taking a More Nuanced Perspective
- 2013-01 **Sebastian Rathner.** The Relative Performance of Socially Responsible Investment Funds. New Evidence from Austria.
-
- 2012-09 **Jörg Paetzold and Olaf van Vliet.** Convergence without hard criteria: Does EU soft law affect domestic unemployment protection schemes? Forthcoming in *Journal of Common Market Studies*.
- 2012-08 **Martin Gächter, Peter Schwazer, Engelbert Theurl and Hannes Winner.** Regional density of private dentists: Empirical evidence from Austria. Published in *Community Dentistry and Oral Epidemiology*

- 2012-07 **Klaus Nowotny** and **Dieter Pennerstorfer**. Ethnic Networks and the Location Choice of Migrants in Europe.
- 2012-06 **Benjamin Furlan**, **Martin Gächter**, **Bob Krebs** and **Harald Oberhofer**. Democratization and Real Exchange Rates.
- 2012-05 **Peter Huber**, **Harald Oberhofer** and **Michael Pfaffermayr**. Job Creation and the Intra-distribution Dynamics of the Firm Size Distribution. Published in *Industrial and Copororate Change*.
- 2012-04 **Jörg Paetzold**. The Convergence of Welfare State Indicators in Europe: Evidence from Panel Data. Published in *European Journal of Social Security*.
- 2012-03 **Sebastian Rathner**. The Performance of Socially Responsible Investment Funds: A Meta-Analysis. Published as The Influence of Primary Study Characteristics on the Performance Differential Between Socially Responsible and Conventional Investment Funds: A Meta-Analysis in *Journal of Business Ethics*.
- 2012-02 **Jesus Crespo Cuaresma** and **Matthias Stöckl**. The Effect of Marketing Spending on Sales in the Premium Car Segment: New Evidence from Germany.
- 2012-01 **Harald Oberhofer**, **Matthias Stöckl** and **Hannes Winner**. The Wage Premium of Globalization: Evidence from European Mergers and Acquisitions. Published as The Wage Premium of Foreign Ownership: Evidence from European Mergers and Acquisitions in *Economics: The Open-Access, Open-Assessment E-Journal*.
-
- 2011-06 **Peter Huber**. The self-selection of Commuters.
- 2011-05 **Martin Gächter**, **Peter Schwazer**, **Engelbert Theurl** and **Hannes Winner**. Physician Density in a Two-Tiered Health Care System. Published in *Health Policy*.
- 2011-04 **Jesús Crespo Cuaresma** and **Max Roser**. Borders Redrawn: Measuring the Statistical Creation of International Trade. Published in *The World Economy*.
- 2011-03 **Harald Oberhofer** and **Michael Pfaffermayr**. FDI versus Exports: Multiple Host Countries and Empirical Evidence. Published in *The World Economy*.
- 2011-02 **Andrea M. Leiter**, **Magdalena Thöni** and **Hannes Winner**. Duo Cum Faciunt Idem, Non Est Idem: Evidence from Austrian Pain and Suffering Verdicts. Published as Pricing damages for pain and suffering in courts: The impact of the valuation method in *Journal of Empirical Legal Studies*.
- 2011-01 **Harald Oberhofer** and **Michael Pfaffermayr**. Testing the One-Part Fractional Response Model against an Alternative Two-Part Model.
-
- 2010-16 **Harald Oberhofer**, **Tassilo Philippovich** and **Hannes Winner**. Firm Survival in Professional Football: Evidence from the German Football League. Forthcoming in *Journal of Sports Economics*.

- 2010-15 **Engelbert Theurl** and **Hannes Winner**. The Male-Female Gap in Physician Earnings: Evidence from a Public Health Insurance System. Published in *Health Economics*.
- 2010-14 **Martin Feldkircher**. Forecast Combination and Bayesian Model Averaging - A Prior Sensitivity Analysis. Published in *Journal of Forecasting*.
- 2010-13 **Jesús Crespo Cuaresma** and **Octavio Fernández Amador**. Business Cycle Convergence in EMU: A Second Look at the Second Moment. Published in *Journal of International Money and Finance*.
- 2010-12 **Martin Feldkircher** and **Stefan Zeugner**. The Impact of Data Revisions on the Robustness of Growth Determinants - A Note on 'Determinants of Economic Growth: Will Data Tell?'. Published in *Journal of Applied Econometrics*.
- 2010-11 **Andrea M. Leiter**, **Magdalena Thöni** and **Hannes Winner**. Evaluating Human Life Using Court Decisions on Damages for Pain and Suffering. Published in *International Review of Law and Economics*.
- 2010-10 **Harald Oberhofer**. Employment Effects of Acquisitions: Evidence from Acquired European Firms. Published in *Review of Industrial Organization*.
- 2010-09 **Christian Reiner**. Regionale Arbeitsmärkte in der „Großen Rezession“: Dynamik regionaler Arbeitslosenquoten in Deutschland, Frankreich und Großbritannien im Krisenjahr 2009. Published in *Zeitschrift für Wirtschaftsgeographie*.
- 2010-08 **Leonardo Baccini** and **Andreas Dür**. The New Regionalism and Policy Interdependence. Published in *British Journal of Political Science*.
- 2010-07 **Harald Oberhofer** and **Michael Pfaffermayr**. Firm Growth in Multinational Corporate Groups. Published in *Empirical Economics*.
- 2010-06 **Sven P. Jost**, **Michael Pfaffermayr** and **Hannes Winner**. Transfer Pricing as a Tax Compliance Risk. Forthcoming in *Accounting and Business Research*.
- 2010-05 **Christian Reiner**. Selling the Ivory Tower and Regional Development: Technology Transfer Offices as Mediators of University-Industry Linkages. Published as University policy and regional development: Technology transfer offices as facilitators and generators of university-industry linkages in *Berichte zur Deutschen Landeskunde*.
- 2010-04 **Matthias Stöckl**. Fremdkapitalquoten in Europa: Ein Ländervergleich. Published in *Wirtschaftspolitische Blätter*.
- 2010-03 **Jesús Crespo Cuaresma**, **Harald Oberhofer** and **Paul A. Raschky**. Oil and the Duration of Dictatorships. Published in *Public Choice*.
- 2010-02 **Matthias Stöckl** and **Hannes Winner**. Körperschaftsbesteuerung und Unternehmensverschuldung: Empirische Evidenz von europäischen Firmendaten. Published in *Journal of Economics and Statistics (Jahrbücher für Nationalökonomie und Statistik)*.

2010-01 **Andrea M. Leiter, Andrea M. Parolini and Hannes Winner.** Environmental Regulation and Investment: Evidence from European Country-Industry Data. Published in *Ecological Economics*

2009-06 **Sven P. Jost.** Transfer Pricing Risk Awareness of Multinational Corporations: Evidence from a Global Survey.

2009-05 **Hannes Winner.** Der Kampf gegen internationale Steuerhinterziehung: Die OECD Initiativen gegen "Steuroasen". Published in *Steuer und Wirtschaft*.

2009-04 **Michael Pfaffermayr, Matthias Stöckl and Hannes Winner.** Capital Structure, Corporate Taxation and Firm Age. Published in *Fiscal Studies*.

2009-03 **Simon Loretz and Pdraig J. Moore.** Corporate Tax Competition Between Firms. Published in *International Tax and Public Finance*

2009-02 **Ronald W. McQuaid and Walter Scherrer.** Changing Reasons for Public Private Partnerships. Published in *Public Money and Management*.

2009-01 **Harald Oberhofer, Tassilo Philippovich and Hannes Winner.** Distance Matters in Away Games: Evidence from the German Football League. Published in *Journal of Economic Psychology*.