

Di Bartolomeo, Giovanni; Engwerda, Jacob; Plasmans, Joseph; van Aarle, Bas

Working Paper

Staying together or breaking apart: Policy-makers' endogenous coalitions formation in the European Economic and Monetary Union

Nota di Lavoro, No. 60.2002

Provided in Cooperation with:

Fondazione Eni Enrico Mattei (FEEM)

Suggested Citation: Di Bartolomeo, Giovanni; Engwerda, Jacob; Plasmans, Joseph; van Aarle, Bas (2002) : Staying together or breaking apart: Policy-makers' endogenous coalitions formation in the European Economic and Monetary Union, Nota di Lavoro, No. 60.2002, Fondazione Eni Enrico Mattei (FEEM), Milano

This Version is available at:

<https://hdl.handle.net/10419/119672>

Standard-Nutzungsbedingungen:

Die Dokumente auf EconStor dürfen zu eigenen wissenschaftlichen Zwecken und zum Privatgebrauch gespeichert und kopiert werden.

Sie dürfen die Dokumente nicht für öffentliche oder kommerzielle Zwecke vervielfältigen, öffentlich ausstellen, öffentlich zugänglich machen, vertreiben oder anderweitig nutzen.

Sofern die Verfasser die Dokumente unter Open-Content-Lizenzen (insbesondere CC-Lizenzen) zur Verfügung gestellt haben sollten, gelten abweichend von diesen Nutzungsbedingungen die in der dort genannten Lizenz gewährten Nutzungsrechte.

Terms of use:

Documents in EconStor may be saved and copied for your personal and scholarly purposes.

You are not to copy documents for public or commercial purposes, to exhibit the documents publicly, to make them publicly available on the internet, or to distribute or otherwise use the documents in public.

If the documents have been made available under an Open Content Licence (especially Creative Commons Licences), you may exercise further usage rights as specified in the indicated licence.

Fondazione Eni Enrico Mattei

**Staying Together or
Breaking Apart:
Policy-Makers' Endogenous
Coalitions Formation in the
European Economic and
Monetary Union**

Giovanni Di Bartolomeo, Jacob Engwerda,
Joseph Plasmans and Bas van Aarle
NOTA DI LAVORO 60.2002

JULY 2002

VOL – Voluntary and International Agreements
--

Giovanni Di Bartolomeo, *University of Antwerp and University of Rome "La Sapienza"*
Jacob Engwerda, *Tilburg University*
Joseph Plasmans, *University of Antwerp and Tilburg University*
Bas van Aarle, *University of Leuven and University of Nijmegen*

This paper can be downloaded without charge at:

The Fondazione Eni Enrico Mattei Note di Lavoro Series Index:
http://www.feem.it/web/attiv/_attiv.html

Social Science Research Network Electronic Paper Collection:
http://papers.ssrn.com/abstract_id=XXXXXX

The opinions expressed in this paper do not necessarily reflect the position of
Fondazione Eni Enrico Mattei

Staying Together or Breaking Apart: Policy-makers' Endogenous Coalitions Formation in the European Economic and Monetary Union

Summary

In this paper, we analyze coordination of macroeconomic stabilization policies within the EMU by focusing, in a dynamic set-up, on asymmetries, externalities, and the existence of a multi-country context. We study how coalitions among fiscal and monetary authorities are formed and what are their effects on the stabilization of output and price. In particular, our attention is directed to study the consequences on these issues of different institutional contexts in which policy-makers may act. Among other results, we found that, in the presence of externalities, the occurrence of asymmetries is a necessary but not a sufficient condition for cooperation.

Keywords: Macroeconomic stabilization, EMU, coalition formation

JEL: C70, E17, E58, E61, E63

Address for correspondence:

Joseph Plasmans
Faculty of Applied Economics
University of Antwerp
Department of Economics
Prinsstraat 13
2000 Antwerp
Belgium
E-mail: joseph.plasmans@ufsia.ac.be

The authors are grateful to seminar participants at the University of Antwerp. Giovanni Di Bartolomeo acknowledges the financial support from the University of Rome 'La Sapienza' (MURST 2000) and the University of Antwerp (Special Research Fund). Bas van Aarle acknowledges the financial support from FWO (Fonds voor Wetenschappelijk Onderzoek Vlaanderen).

1 Introduction

The European Economic and Monetary Union (EMU) is a highly integrated economic area with a large number of interactions between the participating countries. Given the presence of externalities, the design of macroeconomic stabilization policies is a crucial issue. In the literature on macroeconomic policy analysis, the issue of coordination of stabilization policies has been an important aspect.¹ The coordination of macroeconomic policies concerns (i) the issue of coordination of monetary and fiscal policies and (ii) the coordination of stabilization policies among different countries. Most studies use static models, in which generally only two (often symmetric) countries act. In the EMU case, most of these studies argue that the introduction of the EMU, which implies a common monetary policy and restrictions on fiscal policy at the national level, increases the need for macroeconomic policy cooperation due to the various interactions and externalities from national macroeconomic policies. However, given the potentially adverse reaction by the European Central Bank (ECB), as a result of free-riding and/or a conflict on the orientation of the policy mix, fiscal coordination might likely be counterproductive. The introduction of a third player may have dramatic effects on the standard propositions based on a two-country model.² For example, Rogoff (1985) and Kehoe (1988) suggest that, in this case, cooperation may be counterproductive since the introduction of a third player may turn the prisoners' dilemma in a deadlock game.³ Different types of games are mutually compared by Carraro (1997).

Although the usefulness of studying macroeconomic stabilization in a dynamic context is well known in the literature⁴, almost all studies related to a common monetary area use a static model to derive policy recommendations. This paper analyzes the design of macroeconomic stabilization policies and their coordination in EMU using an explicit dynamic structure in which all aspects of policy coordination have an explicit time and timing dimension. In particular, policy strategies, the externalities and the payoffs obtained by a coalition of the policy-makers who coordinate their policies depend crucially on the other policy-makers' behavior over time in this dynamic approach.

Coordination of (national) fiscal policies and (a common) monetary policy will be investigated by focusing on the role played by: i) asymmetries (in structural and preference parameters), ii) externalities, which are the key to endogenously explain the coalition formation, and iii) the existence of a multi-

¹See Daniels and Vanhooose (1998) for a recent survey and, among others, Beetsma and Bovenberg (1998), Beetsma *et al.* (2001), and Buti and Sapir (1998) for a discussion related to the EMU context.

²Notwithstanding the consideration of the ECB can sometimes be considered as the introduction of a third player, the generality of the results cannot automatically be extended to a three-country monetary union without further investigations.

³In the deadlock game the non-cooperative strategy is dominant (as in the prisoners' dilemma) and non-cooperative behavior is better than cooperation. Therefore, no rational players will cooperate.

⁴As stressed, e.g., by Turnovsky (1988), Neck and Dockner (1995), and Engwerda *et al.* (2002).

country context, all in a dynamic set-up. The paper addresses the question how coalitions among fiscal and monetary authorities are formed within the EMU and what are their effects on the stabilization of output and prices. In particular, our attention is directed to study the consequences on these issues of different institutional contexts in which policy-makers may act.

The effects of policy coordination will be studied by using the concepts of strategic bargaining applied to dynamic non-cooperative game theoretic models introduced in the EMU context by van Aarle *et al.* (2001a,b).⁵ The formation and consequences of coalitions of policy-makers is one of our main interests and will be investigated by using the recent endogenous coalition formation theory. This recent literature on endogenous coalition studies non-cooperative games where the players can play alone (as a 'singleton') or share their preferences with other players (coalitions). Therefore, this approach is particularly suited to study the interactions among players in environments where externalities occur.⁶

This paper extends the dynamic two-country EMU model of Engwerda *et al.* (2002) in two ways. First, we explicitly introduce the issue of endogenous coalitions. Second, the analysis of macroeconomic stabilization policies is extended to a three-country monetary union. More in detail, we use the partitioned game approach of the endogenous coalition formation literature. According to Yi (1997), this approach consists in reducing a game in normal form to a two-stage game (a partitioned game). In the first stage policy-makers try to form coalitions among them by playing non-cooperatively according to different possible initial assumptions (to which different equilibrium concepts correspond). Afterwards, in the second stage of the game, the coalitions formed (or the singletons) play non-cooperatively in setting their stabilization policies to face an asymmetric shock in a dynamic environment as that described in Engwerda *et al.* (1999) and (2002).

The model is solved by numerical simulations, which are performed by using "ad hoc" parameter values. This procedure is rather usual in the literature; see e.g. Turnovsky *et al.* (1988), Hughes Hallett (1987), Neck and Dockner (1995), and Hughes Hallett and Ma (1996). A notable exception is Carraro (1997), who combines model estimation, preference revelation and game simulation in a single experiment by assuming no shift of regime during the period which is considered by him. However, in our case several additional problems prevent econometric estimation, e.g. assumptions about regime shifts are extremely difficult to be formulated, too few data are available,⁷ and, also related to this, it is virtually impossible to determine a long-run equilibrium, which is necessary to define the variables of our model.

⁵Early research (e.g. Plasmans and de Zeeuw (1980)) has focused on axiomatic bargaining behavior of a similar issue in a non-cooperative setting.

⁶Examples of such applications are common in the literature on environmental economics (see, e.g., Carraro and Siniscalco (1992) and Carraro (1998)). But, recently, endogenous coalition formation theory has also been applied to contexts which are more similar to that of our paper, e.g., on the formation of trade blocks by Baldwin (1995) and on the formation of a monetary union by Kohler (2002).

⁷The EMU exists only since January 1999.

In our numerical simulations we will consider a model of the EMU based on three countries where the national governments and the ECB have different priorities. The governments are mainly concerned with output stabilization whereas the ECB's primary target (according to art. 105 of its mandate) is price stabilization in the Euro-area. In addition, we introduce deficit stabilization as an explicit objective of the individual governments. By doing this we include the fiscal stringency requirements of the *Stability and Growth Pact* as an element in the decision making problem of the fiscal authorities. Interest rate smoothing is included in the ECB objectives. In the EMU context it is interesting to analyze how such externally imposed institutional restrictions on policy instruments affect the design of optimal policies and aspects of policy cooperation.

In our model different forms of asymmetry may be investigated: countries may have asymmetric structural model parameters (model asymmetry), policy-makers may have different preferences (preference asymmetry), policy-makers may have different bargaining powers (power asymmetry), and, finally, shocks may asymmetrically hit countries (shock asymmetry).

In this paper we restrict our attention to three realistic scenarios where several policy regimes (coalitions among policy-makers) are analyzed:

- a) A benchmark three-country monetary union with model and power symmetry. In this case, apart from the shocks, the only form of asymmetry is the different priority placed on output and price stabilization by the governments and the ECB, respectively.
- b) A three-country monetary union with model symmetry but power asymmetry, where at least one fiscal authority participating in a fiscal coalition has a lower bargaining power than one of the other participants.
- c) A three-country monetary union with model asymmetry (measured by different degrees of openness and competitiveness), characterized by the ECB, two symmetric countries that are more open and more exposed to competitiveness than a third country.

Regarding the preference asymmetry, we always assume that the fiscal authorities have the same preferences (mainly concerning output stabilization), but these preferences will be different from those of the ECB (mainly concerning price stabilization).⁸ Shock asymmetry will always be present as we will explain later.

The rest of the paper is organized as follows. Section 2 proposes a stylized model of macroeconomic stabilization in the EMU. Section 3 analyses coalition formation (coalitions as policy regimes) in the context of macroeconomic stabilization policies in the EMU. To do so, concepts of endogenous coalition formation are introduced. Section 4 develops simulations of numerical examples to provide further insights in the basic mechanisms and intuitions. Section 5 concludes by summarizing the main findings of our analysis. In the Appendix mathematical derivations are gathered.

⁸Other cases of preference asymmetries are not introduced for reasons of brevity.

2 A simple dynamic EMU model

The following IS-AS three-country model of the EMU is analyzed:

$$\begin{aligned}
y_1(t) &= \eta_1 f_1(t) - \gamma_1 r_1(t) + \delta_{12} s_1(t) + \delta_{13} s_2(t) + \rho_{12} y_2(t) + \rho_{13} y_3(t) \\
y_2(t) &= \eta_2 f_2(t) - \gamma_2 r_2(t) - \delta_{21} s_1(t) + \delta_{23} s_3(t) + \rho_{21} y_1(t) + \rho_{23} y_3(t) \\
y_3(t) &= \eta_3 f_3(t) - \gamma_3 r_3(t) - \delta_{31} s_2(t) - \delta_{32} s_3(t) + \rho_{31} y_1(t) + \rho_{32} y_2(t) \\
\\
\dot{p}_1(t) &= \xi_1 y_1(t) \\
\dot{p}_2(t) &= \xi_2 y_2(t) \\
\dot{p}_3(t) &= \xi_3 y_3(t)
\end{aligned} \tag{1}$$

$$\begin{aligned}
\dot{p}_1(t) &= \xi_1 y_1(t) \\
\dot{p}_2(t) &= \xi_2 y_2(t) \\
\dot{p}_3(t) &= \xi_3 y_3(t)
\end{aligned} \tag{2}$$

in which y denotes real output, s the competitiveness of a country vis-à-vis an other country (i.e. $s_1(t) := p_2(t) - p_1(t)$; $s_2(t) := p_3(t) - p_1(t)$; $s_3(t) := p_3(t) - p_2(t)$), r the expected real interest rate, p the price level, f the real fiscal deficit, and i_E the common nominal interest rate. All the variables are in logarithms, except for the interest rate which is in percentages, and denote deviations from their long-run equilibrium that has been normalized to zero, for simplicity. A dot above a variable denotes its time derivative. Although the nominal interest rate is the same in the whole Euro area, expected real interest rates can temporarily diverge among countries if expected inflation rates are different. The expected real interest rate in country $i \in \{1, 2, 3\}$ ⁹ is defined as the difference between the common nominal interest rate and the expected inflation in this country, i.e. $r_i(t) := i_E(t) - \dot{p}_i^e(t)$. Henceforth, perfect myopic foresight is assumed in this paper, so that, in our deterministic context $\dot{p}_i^e(t) = \dot{p}_i(t)$.

Equations (1) are the IS curves which give the aggregate demand (AD) in each of the EMU countries as a function of competitiveness in intra-EMU trade, the real interest rate, the foreign real outputs and the domestic real fiscal deficit. Equations (2) describe the aggregate supply (AS) in each of the EMU countries. Aggregate supply is assumed to be determined by a simple Phillips curve implied by the existence of some rigidities in the goods and/or labor market in the short-run. In accordance with our short-run stabilization focus, the effectiveness of fiscal policy is limited to its transitory impact on output through the induced stimulus of the aggregate demand.

The above model can be rewritten in the following reduced form for the real

⁹In order to save notation, we will often use i to indicate countries or policy-makers. However, notice the difference with i_E , which is the common nominal interest rate.

outputs:¹⁰

$$\begin{bmatrix} y_1(t) \\ y_2(t) \\ y_3(t) \end{bmatrix} = \begin{bmatrix} b_{11} & b_{12} & b_{13} & a_{11} & a_{12} & a_{13} & c_1 \\ b_{21} & b_{22} & b_{23} & a_{21} & a_{22} & a_{23} & c_2 \\ b_{31} & b_{32} & b_{33} & a_{31} & a_{32} & a_{33} & c_3 \end{bmatrix} \begin{bmatrix} s_1(t) \\ s_2(t) \\ s_3(t) \\ f_1(t) \\ f_2(t) \\ f_3(t) \\ i_E(t) \end{bmatrix} \quad (3)$$

The dynamics of the model can then be represented by the following system of first-order linear differential equations with the competitiveness variables $s_i(t)$ for $i = \{1, 2, 3\}$ as the state variables, and the national real fiscal deficits $f_i(t)$ and the common nominal interest rate $i_E(t)$ as control variables:

$$\begin{bmatrix} \dot{s}_1(t) \\ \dot{s}_2(t) \\ \dot{s}_3(t) \end{bmatrix} = A \begin{bmatrix} s_1(t) \\ s_2(t) \\ s_3(t) \end{bmatrix} + B_1 f_1(t) + B_2 f_2(t) + B_3 f_3(t) + B_E i_E(t) \quad (4)$$

The initial value of the state variables s_1 , s_2 and s_3 measures any initial disequilibrium in competitiveness among the three countries. Such an initial disequilibrium in competitiveness could be the result of differences in fiscal policies in the past or some initial supply side (price) disturbance in some countries.

We assume that the fiscal authorities control their fiscal policy instrument such as to minimize the following quadratic loss function which features domestic inflation, real output and real fiscal deficit with respect to the control variable f_i :

$$J_i(t_0) = \frac{1}{2} \int_{t_0}^{\infty} \{ \alpha_i \dot{p}_i^2(t) + \beta_i y_i^2(t) + \chi_i f_i^2(t) \} e^{-\theta(t-t_0)} dt \quad (5)$$

in which θ denotes the rate of time preference and α_i , β_i and χ_i represent preference weights that are attached to the stabilization of inflation, output and fiscal discipline, respectively. The fiscal instrument in the countries' loss function may reflect the possibility that excessive deficits in the EMU will be subject to sanctions, as proposed in the "Excessive Deficit Procedure" of the *Treaty of Maastricht on the European Union* (art. 104c), which was signed in 1991, and its more recent extension to the *Stability and Growth Pact* in 1997. Therefore, countries will prefer low fiscal deficits to high deficits. Another way to formulate this is that the Stability and Growth Pact introduces deficit stabilization, or deficit smoothing, as an explicit objective of fiscal policy design. More in general, costs could also result from undesirable debt accumulation and intergenerational

¹⁰See the Appendix for the highly non-linear specification of the reduced form parameters as a function of the structural form parameters of equations (1) and (2). Notice that the matrix coefficients in the reduced form model (3) are the real output elasticities with respect to the state and control variables of the model.

redistribution that high deficits imply and, in that interpretation, χ_i could also reflect the priority attached to fiscal retrenchment and consolidation.

As stipulated in the Maastricht Treaty, the ECB directs the common monetary policy at stabilizing prices and, as long as not in contradiction to price stabilization, stabilizing output in the aggregate EMU economy. An important question concerns the (mix of) monetary policy instruments operated by the ECB. In particular the discussions have centered around the distinction between an interest rate targeting strategy and a monetary targeting strategy.¹¹ In the first case the short-term interest rate is the main policy instrument, in the second case some monetary aggregate is targeted by the ECB. While both strategies will in principle have broadly the same effects, their exact transmissions are somewhat different.¹² Since interest rate targeting policies and interest smoothing objectives are currently receiving much attention in monetary policy analysis (see e.g. Taylor (1999) and Sack (2000)), we choose the EMU-wide nominal interest rate as the ECB's monetary policy instrument and add an interest rate smoothing objective in ECB's cost function e.g. to express the ECB's caution in setting the monetary policy. Consequently, we assume that the ECB is confronted with the following optimization problem:

$$\min_{i_E} J_E(t_0) = \min_{i_E} \frac{1}{2} \int_{t_0}^{\infty} \{\dot{p}_E^2(t) + y_E^2(t) + \chi_E i_E^2(t)\} e^{-\theta(t-t_0)} dt \quad (6)$$

where $\dot{p}_E := \sum_{i=1}^3 \alpha_{Ei} \dot{p}_i$ and $y_E := \sum_{i=1}^3 \beta_{Ei} y_i$; α_{Ei} and β_{Ei} indicate the relative weights of country i 's inflation and output in the average inflation and output considered by the ECB.

The policy-makers' loss function can be rewritten as:

$$J^i(t_0) = \frac{d_i}{2} \int_{t_0}^{\infty} \{x^\top(t) M_i x(t)\} e^{-\theta(t-t_0)} dt \quad i \in \{1, 2, 3, E\} \quad (7)$$

where $x^\top(t) := [s_1(t), s_2(t), s_3(t), f_1(t), f_2(t), f_3(t), i_E(t)]$, $d_j := \alpha_j \xi_j^2 + \beta_j$ for $j \in \{1, 2, 3\}$, $d_E := 1$, and M_i are coefficient matrices defined in the Appendix.

¹¹Inflation (forecast) targeting has also been proposed as a third alternative monetary policy strategy. According to this strategy a central bank compares the inflation forecast for some periods ahead (e.g. two years), which is conditional on the actual short-term interest rate, with its inflation target. If the forecast exceeds the target, the short-term interest rate must be raised and vice versa. However, inflation (forecast) targeting does not imply a fully transparent monetary policy since inflation forecasts are provided by the central bank. Hence, the inflation (forecast) targeting is not further explored in this paper. In static models this monetary strategy has, however, been discussed in more detail for the EMU (see e.g. Svensson (1999)).

¹²In the monetary targeting case, the common money supply is exogenous and it is assumed to be the (sole) policy instrument of the ECB. The common interest rate then clears the common money market. In the interest rate targeting case, the common nominal interest rate is assumed to be the (sole) policy instrument of the ECB and the common money market is cleared by adjustments in the money supply. In Engwerda *et al.* (1999) the ECB implements a monetary targeting strategy, whereas in van Aarle *et al.* (2001 a,b) the ECB adopts an interest rate targeting strategy.

Henceforth, for reasons of convenience, we assume that $t_0 = 0$ and θ is equal to zero.¹³

3 Policy Coordination: A Coalition Formation Approach

The issue of coalition formation is analyzed by using the partitioned game approach, which reduces a game in normal form to a two-stage game (a partitioned game). In the first stage policy-makers try to form coalitions among them by playing non-cooperatively. In the second stage of the game, the coalitions formed (or the singletons) play non-cooperatively in setting their stabilization policies to face an asymmetric shock.

Unfortunately, game theory is far from having achieved a well-defined non-cooperative theory of coalition formation. Therefore, there are several stability concepts that can be used and that provide different equilibrium coalition structures. Different possible ways to model the endogenous coalition formation could be helpful in deriving some indications about the optimal institutional design of the EMU area. In fact, according to Ecchia and Mariotti (1997), different equilibrium concepts can be seen as different institutional contexts where policy-makers act. Such a kind of investigation might be particularly interesting in the current European debate where the “final asset” of the EMU is still under discussion.

More in detail, the possible candidate equilibrium concepts for the first stage of the game can be grouped in three main categories.

1. The standard Nash equilibrium concept introduced in the coalition literature by the seminal studies of d’Aspremont *et al.* (1983) in the industrial organization literature and its several variants as surveyed in Carraro (1998).
2. The equilibrium concepts related to a sequential entry approach (Sequential Negotiation Equilibrium).¹⁴ With such an approach, one player after the other decides to propose a coalition to the other players. These decisions are determined by non-cooperative best-reply rules, given the coalition structure and the allocation in the previous rounds. One of the nice features of this approach is that it might explain in terms of history why specific stable coalitions are reached among the many possible ones. In other words, the importance of historical relationships between nations might be captured by this approach.

¹³ Assuming θ different from zero, the model could easily be solved following the procedure used in this paper after a simple transformation of variables, i.e. transforming $x(t)$ into $e^{-\frac{1}{2}\theta t}x(t)$ and substituting A by $A - \frac{1}{2}\theta I$ where $I \in \mathbb{R}^{3 \times 3}$ is a diagonal matrix with ones on the main diagonal (see Engwerda *et al.* (1999), p.263, for further details).

¹⁴ See, e.g., Bloch (1996) and Ray and Vohra (1999).

3. The solution concepts based on the idea of indirect domination, which implies farsightedness (Farsighted Coalitional Equilibrium; see, e.g., Chwe (1994), and Mariotti (1998)). The indirect domination concept captures the idea that each agent (or coalition of agents), who deviates from a given coalition structure, has anticipated further deviations of other agents.¹⁵

In this paper we focus on the first kind of solution concepts for reasons of brevity and to keep the model simple. However, some intuitions based on an informal discussion of the effects of the other two strands of solution concepts will also be presented.

The second stage of the game (when coalitions have already been formed) is solved by using the open-loop Nash equilibrium concept as presented in the previous section.¹⁶

To formalize possible types of coordination behavior among policy-makers, we have to introduce some additional notation. We call a *coalition* any non-empty subset of the policy-makers' set (i.e. the set formed by all policy-makers $\{1, 2, 3, E\}$). Moreover, we assume that policy-makers in a coalition cooperatively set their instruments in order to minimize a common loss function, i.e. a convex combination of their respective loss functions. A *coalition structure* is a partition of the policy-makers' set into coalitions. Therefore, each coalition structure is associated with a policy regime, i.e. which policy-makers are cooperating and which are not.

Indicating by ω_i a generic element (coalition) of the coalition structure Ω (policy regime), we can formally represent the policy coordination game for each given policy regime as obtaining the (open-loop) Nash equilibrium of the differential game defined by the system (4) of differential equations and by the loss function(s):

$$J_i(t) = \frac{1}{2} \int_{t_0}^{\infty} \left\{ \sum_{j \in \omega_i} \tau_j d_j x^T(t) M_j x(t) \right\} dt \quad \forall \omega_i \in \Omega, \forall j \in \omega_i \quad (8)$$

¹⁵More in detail, according to Ecchia and Mariotti (1998), a multi-stage negotiation procedure that implies farsightedness can be described informally in the following way. At each stage, a coalition structure (strategy profile) is the current status quo. Then, one policy-makers' coalition may be formed and different sets of strategies may be proposed so that another status quo can be reached. If somebody else (either a policy-makers' coalition or a single policy-maker) deviates from the status quo, all members of that coalition are free to propose to deviate further. The deviating coalition may be the same initial coalition. This means that there is no permanent commitment: agreements between member policy-makers are no longer binding when the status quo changes. The policy-makers are only interested in the loss associated with a permanent status quo. So, the process continues in this way until there is a status quo from which nobody wishes to deviate. At this point coalitions are defined. Hence, the farsightedness characteristic replaces the Nash myopic behavior by a longer-term horizon.

¹⁶We assume that there does not exist a transfer mechanism which compensates those agents who may loose by joining (leaving) the coalition (e.g. side-payments). However, the existence of a transfer mechanism does not seem to be compatible with the EMU context. This does not mean that transfer mechanisms cannot be analyzed (see e.g. Casella (1999) and Engwerda *et al.* (2002)). These are not considered here, also for reasons of conciseness.

where $J_i(t)$ is the loss function of the coalition ω_i and τ_j is the policy-maker j 's bargaining weight in the coalition ω_i .¹⁷ The number of coalitions acting in each regime is clearly equal to the cardinality of Ω , for example if Ω is equal to $\{(1, 2, 3), E\}$, the number of coalitions is equal to 2 and $J_1(t)$ is the loss associated with the (full) fiscal coalition while $J_2(t)$ is that associated with the ECB.

The minimization of the loss function(s) (8) subject to the system (4) of differential equations yields the following optimal controls:

$$\begin{pmatrix} f_1(t) \\ f_2(t) \\ f_3(t) \\ i_E(t) \end{pmatrix} =: \Psi(\Omega) s(t). \quad (9)$$

where $s^\top(t) := [s_1(t), s_2(t), s_3(t)]$ with the initial disequilibrium $s(0) =: s_0 \in \mathbb{R}^3$, and the matrix $\Psi(\Omega)$ is computed via the eigenstructure of a matrix that is determined by the coalition structure Ω (see Appendix).

Note that according to (9) the optimal strategies are a linear feedback rule on the state variables and are moreover depending on the coalition structure in place. The resulting (optimal) losses that policy-makers incur equal:

$$J_{(\omega)}^i = \frac{d_i}{2} \int_{t_0}^{\infty} \left\{ s^\top(t) [I, \Psi(\Omega)^\top] M_i \begin{pmatrix} I \\ \Psi(\Omega) \end{pmatrix} s(t) \right\} dt \quad (10)$$

for $i \in \{1, 2, 3, E\}$.

Using the policy-makers' optimal costs (10), we will consider the following policy regimes:

- (a) The non-cooperative solution $\{1, 2, 3, E\}$, where no policy coordination occurs.
- (b) The grand coalition $\{(1, 2, 3, E)\}$, where all policies are set in a cooperative manner.
- (c) The full fiscal coalition $\{(1, 2, 3), E\}$ and the partial fiscal coalitions: $\{(1, 2), 3, E\}$, $\{(1, 3), 2, E\}$ and $\{1, (2, 3), E\}$, where some (or all governments) agree to coordinate the setting of their fiscal policy.

Partial coalitions involving the ECB and one or two countries are not considered for the following reasons. First, the ECB is a common institution. Therefore, partial coalitions between the ECB and only some countries in the Euro area are, in principle, difficult to justify. Second, previous studies (see van Aarle *et al.* (2001a,b)) show that, in general, these coalitions are in most cases unlikely to arise since they imply losses for the coalition members being higher than those associated with the non-cooperative solution. Third, considering

¹⁷It is trivial that when ω_i is a singleton $\tau_j = 1$ and when equal bargaining powers are assumed τ_j is equal to 1 divided by the cardinality of ω_i .

also the coalition involving the ECB notably increases the number of possible coalitions with another twelve policy regimes affecting the compact exposition of the results.

As said above, we mainly restrict our attention to the first mechanism of coalition formation: the coalitional Nash equilibrium (CNE), although other solution concepts (sequential and farsightedness equilibria) will also briefly be discussed. A CNE is an equilibrium of a one-shot game where agents simultaneously face the problem of accepting or rejecting a proposal that consists in sharing their loss function and cooperatively setting their instruments. After that all agents' decisions are taken, the CNE is formed. More formally the CNE is characterized by two properties:

1. **Profitability property.** *The losses in the coalition must be lower than or equal to the non-cooperative losses for all coalition members.*
2. **Stability property:** (a) *internal stability: the loss of each coalition member must be lower than or equal to the loss that the same policy-maker faces when she defects from the coalition and the other members do not change their strategies;* (b) *external stability: the losses of each non-coalition member must be lower than the losses that the policy-maker faces when she joins the coalition.*¹⁸ *A coalition (structure) is said to be stable if it is both internally and externally stable.*

Profitability assures that the coalition is convenient for its members, while stability guarantees that the equilibrium is self-enforcing. A CNE is based on the following assumption: when leaving (joining) a coalition, each agent assumes that the other agents are not changing their strategies. In other words, this assumption is equivalent to the assumption of the Nash conjectures in a simultaneous oligopoly game where a player assumes no change in the other players' decision variable(s) when she modifies her own decision variable(s).¹⁹ Under the assumption that non-members can join an existing coalition without the permission of the existing members (open membership assumption), profitability and stability completely characterize a CNE equilibrium.

Coalition theory often uses other assumptions as exclusive membership and coalition unanimity (Bloch (1997)). Exclusive membership means that potential coalition members cannot enter the coalition without the permission of the coalition members. In this case, an equilibrium is characterized by the profitability and the internal stability properties. Assuming coalition unanimity means that the whole coalition is assumed to collapse when one of its members defects. Hence, an equilibrium under unanimity is fully characterized by profitability only. Notice that in the EMU context most economic policy measures should be decided by all the members through a qualified or unanimous majority.

¹⁸Yi (1997) denotes this condition by the term "stand alone stable".

¹⁹The above definition of stability coincides with the definition of a stable cartel provided in the oligopoly literature (see d'Aspremont *et al.* (1983)).

4 Numerical simulations

4.1 The scenarios

We investigate three possible realistic scenarios where all policy regimes defined in the previous section are considered.

- I In the first scenario we assume a monetary union with model and power symmetry (symmetric countries). This scenario basically represents the extension to a three-country case of the two-country model considered by van Aarle *et al.* (2001a,b) in a similar game.
- II In the second scenario we assume a monetary union with model symmetry but power asymmetry (e.g. large vs. small countries). More in particular, one fiscal authority (small country) has a lower bargaining power than the other two fiscal authorities (large countries).
- III Finally, we consider the case of a monetary union with model asymmetry (different degrees of openness and competitiveness), which is characterized by two symmetric countries that are more open and more exposed to competitiveness than a third country.

In all the numerical simulations we assume that the governments' priority is real output stabilization while the ECB, which equally weighs all countries, is mainly concerned about price stabilization. In particular, the fiscal policy-makers are assumed to have the same preferences but, in general, policy-makers will have different preferences (preference asymmetry). More in detail, the policy-makers' preferences are assumed to be described by the following values: $\alpha = 0.2$, $\alpha_E = 0.8$, $\beta = 0.4$, $\beta_E = 0.3$, $\chi = 0.15$, and $\theta = 0.15$. Moreover, the initial state of the EMU area is assumed to be equal to $s_0^T = [0.05, 0, -0.05]$. This initial state corresponds to the case of an asymmetric price shock in the EMU (shock asymmetry) where, initially, prices in country 2 are 5% higher than in the two other countries. This implies that the low-price countries 1 and 3 initially face favorable terms of trade with respect to the high-price country 2, and therefore, real output deviations will be positive in the low-price countries and negative in the high-price one. The other parameters used in the numerical simulations, as well as the results of our experiments, are described in detail in the following subsections.

Notice that, considering the shock asymmetry, the first benchmark scenario shows two full symmetric countries (countries 1 and 3) whereas scenarios II and III involve that all countries are asymmetric. In fact, in the second scenario countries 1 and 3 differ from country 2 according to the initial price shock, but country 1 differs from country 3 with respect to the bargaining power (power asymmetry). In the third scenario, countries 1 and 3 again differ from country 2 because of (at least) the initial price shock, but country 1 differs from country 3 with respect to the structural parameters (model asymmetry). Hence, our three-country approach really extends the two-country model of the kind as in Engwerda *et al.* (2002).

4.2 Scenario I - Symmetric countries (model symmetry)

In the first scenario, the structural (form) parameters are assumed to be the same for all the countries (model symmetry) with the following values: the aggregate demand elasticity η with respect to the real fiscal deficit is assumed to be equal to 1, the output semi-elasticity γ of the real interest rate is assumed to be 0.4, the output elasticity δ of competitiveness is assumed to be 0.2, the output elasticity ρ of foreign output (degree of openness) is assumed to be 0.4, and the Phillips curve coefficient ξ , which measures the extent of nominal rigidities, is assumed to be 0.25. All the policy-makers are assumed to have the same bargaining power when they cooperate (power symmetry). In this scenario, the sole form of asymmetry is related to the price shock (shock asymmetry) which makes the (high-price) country 2 different from the other two symmetric (low-price) countries.

Table 1 presents the results of our first numerical simulation. These results widely reflect the model and power symmetries assumed. As in a two-country model (see e.g. van Aarle *et al.* (2001b)), where these kinds of symmetries are considered, there is no difference between the grand coalition C and the full fiscal coalition F . This occurs because of two characteristics of this scenario related to the symmetry assumptions. First, as shown in figures 1 and 2 below, the fiscal policies of the low-price (high-output) countries are exactly offset by the fiscal policy of the other country, due to the model symmetry and the preference symmetry among fiscal authorities. Second, due to the model symmetry, the ECB does not affect the dynamics of the competitiveness since changes in the common nominal interest rate equally affect all the prices. Results dramatically change when partial fiscal coalitions are formed, even in this symmetric setting. With partial fiscal coalitions all the players, including the ECB, are directly affected in their optimal policies and losses. However, since countries 1 and 3 (low-price countries) face the same shock their optimal losses are the same (or symmetric in the partial coalitions with the country which suffers from high prices).

[around here table 1]

In all the regimes, the higher-price country suffers from higher optimal costs since it faces a positive price shock (increase in price) while the other two countries face a negative price shock. Consequently, the ECB will mainly pursue an restrictive monetary policy in order to stabilize the output (prices) in the low-price countries.

Profitable regimes are the fiscal regime F (and the grand coalition C) and the partial coalitions between the high-price country and one of the other two ((1, 2) and (2, 3)), while the coalition between the low-price countries (1, 3) is not profitable. This result seems to confirm that fiscal coordination is counter-productive unless asymmetries are present. In fact, in the case of cooperation between two symmetric countries that face the same kind of price shock (fully symmetric countries), cooperation increases the countries' optimal losses. This result, which is often observed for the two-country models, is due to the central

bank's action, which offsets that of the fiscal players.²⁰ Cooperation between countries that face asymmetric shocks (i.e. all the coalitions where the high-price country is included) is profitable. Related to this observation, in a three-country context, cooperation between symmetric countries becomes profitable if they also cooperate with a third asymmetric country.

Regarding the stability property, all the profitable coalitions are internally stable but only the full fiscal coalition (and the grand coalition) is also externally stable. Therefore, the full fiscal and the grand coalitions are the CNE of the game. This result derives from the following two characteristics of the numerical simulation. First, the ECB cannot neutralize the cooperation among fiscal players (if they are not all fully symmetric). Second, free-riding behavior is not optimal for the fiscal players since, when they leave the full fiscal coalition, they suffer higher (optimal) costs.

Considering different games of endogenous coalition formation (e.g. sequential entry or farsightedness), it is easy to argue that the final equilibrium will always be the full fiscal coalition (or the grand coalition) since it is the first best for all the policy-makers.

[around here figure 1 and 2]

The adjustment of the macroeconomic variables under the non-cooperative and the cooperative²¹ regimes are reported in figures 1 and 2, respectively. In both regimes, the ECB is inactive, the fiscal policies in the low-price (high-output) countries 1 and 3 are restrictive, whereas the high-price (low-output) country 2 chooses a fiscal expansion policy. However, when policy-makers cooperate in order to internalize the externalities, the governments of the low-price countries pursue less restrictive fiscal policies, whereas country 2's fiscal authority pursues a less expansionary fiscal policy than that pursued in the non-cooperative case. The effects of the cooperation are higher volatilities (spreads) of output and inflation in all countries. Therefore, the reason of the lower losses associated with cooperative regimes has to be found in the more moderate use of the fiscal instruments.

4.3 Scenario II - Large vs. small countries (power asymmetry)

Table 2 describes the results of our second numerical simulation where we investigate the power distribution among EMU policy-makers. We consider the same situation depicted in the previous numerical simulation (model symmetry), but now we assume that country 3 has always a lower bargaining power when it cooperates with the (an) other policy-maker(s) (power asymmetry).²² More in

²⁰The robustness of this result was verified with respect to a broad set of model parameters.

²¹Since in this scenario the full fiscal and the grand coalitions coincide, we speak of cooperative regime to indicate both of them.

²²The bargaining power of a country can be assumed to be an increasing function of its relative size (e.g. the share of its GDP with respect to the aggregate GDP of the EMU).

detail, country 3 (the small country) is assumed to have a bargaining power equal to $\frac{1}{5}$ in the grand coalition regime (while the other players share the rest, i.e. each of them has a bargaining power equal to $\frac{(1-\frac{1}{5})}{3}$), the small country's bargaining power is assumed to be equal to $\frac{1}{4}$ in the full fiscal regime (others $\frac{3}{8}$), and it is assumed to be equal to $\frac{1}{3}$ when the small country cooperates with one of the other countries ($\frac{2}{3}$). Of course, the (optimal) losses associated with the non-cooperative regime and the coalition between the large country 1 and the large and high-price country 2 are the same as in table 1. In this scenario, all the countries are asymmetric through the combination of the power and the shock asymmetries.

As in the previous scenario the coalition between countries 1 and 3 is not profitable. But, differently from table 1, the coalition between the large high-price country and the small low-price country (2, 3) is not profitable. In fact, due to the different bargaining power distribution, the coalition among the high-price and the small countries does not show the symmetric (optimal) losses of that between the large countries (compare the optimal losses of fiscal coalitions (1, 2) and (2, 3) in tables 1 and 2).

[around here table 2]

The coalition between the two large countries (1, 2) is internally stable but externally unstable since there is an incentive for the small country to join the coalition. If the ECB is not allowed to participate to a coalition, the fiscal regime F is both internally and externally stable, and therefore, it is the CNE of the game since it is also profitable. But if the ECB can join the full fiscal coalition, the full fiscal coalition is not externally stable any longer. The equilibrium, in this case, turns out to be the non-cooperative equilibrium since if the low-price large country (country 1) leaves the grand coalition, it achieves a lower (optimal) loss (recall that if country 1 leaves the coalition, the ECB is also assumed to leave it).²³

The asymmetric distribution of the bargaining power yields two effects: it reduces the willingness to cooperate of the low bargaining power country and it redistributes the (optimal) losses among the coalition members in the different policy regimes. The first effect tends to increase the instability of the coalitions while the second tends to reduce their profitability.

In order to understand the complexity of the policy-makers' interactions, note that if coalition members can block the entry of other policy-makers (exclusive membership assumption), the coalition (1, 2) between the two large countries also becomes an equilibrium of the game since the (large) high-price country 2 can prevent that the small country 3 enters this coalition. Similarly, the full fiscal coalition becomes an equilibrium since the fiscal authorities can prevent that the ECB enters the coalition. Considering the unanimity assumption (i.e. all profitable coalitions are an equilibrium), the number of equilibria increases

²³Note that the CNE is the first best for the low-price countries 1 and 3, while the high-price (large) country prefers the grand coalition.

since three policy regimes are profitable, i.e. the grand coalition C , the full fiscal coalition F , and the partial fiscal coalition $(1, 2)$. The effects of farsightedness are also notable. In our example, consideration about farsightedness does not enforce the full cooperation, as usual. In fact, in our case, when policy-makers deviate from profitable but unstable coalitions, they always join a stable and profitable coalition structure.²⁴

[around here figure 3]

The adjustment of the macroeconomic variables under the non-cooperative and the full fiscal cooperative regimes can be compared by looking at figures 1 and 4. In both regimes, the fiscal policies in low-price (high-output) countries 1 and 3 are restrictive, and the fiscal policy in the high-price country 2 is expansionary. When the full fiscal cooperation is considered all fiscal policies are smoothed (i.e. restrictive policies become less restrictive and expansionary policies become less expansionary), but the ECB is no longer inactive,²⁵ as in the non-cooperative case, since, the fiscal policies of countries 1 and 3 do not exactly compensate that of country 2 because of the power asymmetry. The effects of cooperation on macroeconomic variables is similar to that exposed in figure 2, where the equal bargaining power case is depicted. However, since asymmetric bargaining powers are assumed asymmetric differences in the (optimal) individual losses of the national fiscal authorities are due to the ECB intervention.

4.4 Scenario III - Different openness and competitiveness (model asymmetry)

In the third scenario, we remove the assumption of model symmetry. We consider the following changes in the structural (form) parameters presented in our first two scenarios. Countries 2 and 3 are assumed to be subject to a high structural form output elasticity of competitiveness vis-à-vis country 1 ($\delta_{21} = \delta_{31} = 0.4$; other δ s are assumed to remain the same at a value of 0.2). Changes in country 1's income are assumed to have a strong impact on the other countries ($\rho_{21} = \rho_{31} = 0.5$) but income changes in countries 2 and 3 are assumed to have marginal effects on country 1 ($\rho_{12} = \rho_{13} = 0.1$). Changes in the income of countries 2 and 3 are assumed to have a moderate effect on the income of the other country ($\rho_{23} = \rho_{32} = 0.3$). These parameters imply that countries 2 and 3 are (relatively) more open and are more exposed to international competitiveness within EMU than country 1. The above parameterization implies several structural externalities because of the changes in the output elasticities of openness and competitiveness. An equal bargaining power (power symmetry)

²⁴However, further simulations, not reported here, show that increasing the bargaining power asymmetry, the incentive to deviate rises and, in this case, if profitability is still satisfied, farsightedness reinforces the (full) fiscal regime and the grand coalition solutions. See also van Aarle *et al.* (2001a) for the two-country case.

²⁵Monetary policy becomes tightening.

and the same asymmetric price shock (shock asymmetry) as in the previous two numerical simulations are assumed. Therefore, all the countries are asymmetric through the combination of the model and the shock asymmetries.

Table 3 describes the results of our final numerical simulation.

[around here figure 3]

Despite the fact that several asymmetries are present, no coalitions are profitable. This means that the unique CNE is the non-cooperative regime, which is not the first best for any of the policy-makers. The effects of cooperation on the policy-makers' (optimal) losses are rather complex. All the cooperative regimes are profitable for the high-price country 2, but all the coalitions including country 2 imply higher (optimal) losses for the other participant(s). The sole profitable coalition for the low-price (open) country 3 is the partial coalition with the other low-price country 1. However, the optimal strategy of country 1 is to free-ride since its optimal strategy is always to avoid cooperation with the other policy-makers.²⁶

The adjustment of the macroeconomic variables associated with the non-cooperative regime is described in figure 4. Since the country one's restrictive fiscal policy has a large negative effect on the outputs of countries 2 and 3, the ECB follows an expansionary monetary policy. The figure 4 clearly illustrates that model asymmetries imply a very different (optimal) behavior of the policy-makers.

[around here figure 4]

Taking into account the other endogenous coalition formation games, the lack of profitability implies that a solution being different from the non-cooperative one will never emerge. Therefore, under this parameterization, the non-cooperative result is quite robust with respect to different specifications of the coalition formation process (e.g. exclusive membership, sequential entry or farsightedness).

The ultimate non-cooperative result seems to show that the existence of asymmetries is a necessary condition to observe gains in the cooperation but it is not a sufficient condition.

5 Concluding remarks

This paper focuses on how coalitions among fiscal and monetary authorities are formed and what are their effects on the stabilization of output and inflation. In doing that, we introduce a novelty in the literature by combining the following two aspects of policy coordination:

- (a) macroeconomic stabilization policies of individual countries and a common central bank of a monetary union are considered in a three-country dynamic model,

²⁶The first best policy regime (coalition structure) for country 1 is the fiscal coalition between the fiscal authorities of the other two (more open) countries.

- (b) coalition formation among policy-makers to coordinate their policies is explicitly considered by using the recent approach of endogenous coalition formation theory.

More in detail, our paper extends the dynamic two-country EMU model of Engwerda *et al.* (2002) by using the partitioned game approach of the endogenous coalition formation literature. This approach consists in reducing a game in normal form to a two-stage game. In the first stage policy-makers try to form coalitions among them by playing non-cooperatively according to different possible initial assumptions (to which correspond different equilibrium concepts). Afterwards, in the second stage of the game, the coalitions formed (or the individual policy-makers) play non-cooperatively in setting their stabilization policies to face an asymmetric shock in a dynamic environment.

Coordination of (national) fiscal policies and (a common) monetary policy was then investigated through several numerical simulations where we have concentrated our attention on the role played by asymmetries (in structural and preference parameters) and externalities, which are the key to endogenously explain the coalition formation.

We have considered three scenarios for numerical simulations: i) a monetary union composed by three symmetric countries, that face an asymmetric shock, ii) a monetary union where a small country interacts with two large countries, that face an asymmetric shock, and iii) a monetary union composed of two (relatively) open countries that face an asymmetric shock, and interact with a (relatively) closed country. From our numerical simulations five major conclusions can be derived.

1. Regimes different from the grand coalition, the full fiscal coalition, and the non-cooperative regime are never an equilibrium of the game. In fact, the full fiscal coalition is always the equilibrium in the first scenario and it is also so in the second scenario according to some equilibrium concepts only, whereas the grand coalition is an equilibrium only in the first case (where it coincides with the full fiscal coalition because of the symmetries). In the third scenario, the non-cooperative regime is the equilibrium of the game for all equilibrium concepts considered.
2. As for the static two-country models, fiscal coordination seems to be counter-productive unless asymmetries are present. In fact, in the first scenario countries want to cooperate only if they are subject to asymmetric shocks. However, considering three countries, two symmetric countries can benefit from cooperation if they coordinate their fiscal instrument with that of a third asymmetric country.
3. In our benchmark case (the first scenario) cooperation always implies the lowest losses for all fiscal authorities without affecting the optimal cost of the ECB. Therefore, it turns out to be the equilibrium of the game irrespective of the equilibrium concept that is used to solve the game.

4. Under asymmetric bargaining powers (scenario two) the full fiscal coalition differs from the grand coalition and the equilibrium of the game depends on the assumptions considered. However, the grand coalition is never an equilibrium of the game, whereas the full fiscal coalition is an equilibrium (but not unique) under the unanimity and exclusive membership assumptions.
5. In the third scenario, the less open and less exposed to intra-EMU competition country always wants to free-ride and does not want to cooperate with the more open and exposed countries. Furthermore, the more open and exposed countries do not want to cooperate with each other. Hence, this scenario, where many asymmetric externalities are present, illustrates that the existence of asymmetries and externalities is a necessary but not sufficient condition for cooperation since the unique equilibrium is the non-cooperative solution.

We think that this latter observation deserves further attention, so that we would like to investigate the impact of the sign and the size of spillovers on coordination in the near future. In addition, we would like to explicitly consider different equilibrium concepts and study how they are related to the institutional setting of the EMU.

Appendix

Reduced form of the model

Defining the following matrices:

$$\begin{aligned}
 m_1^\top &:= \begin{pmatrix} b_{11} \\ b_{12} \\ b_{13} \\ a_{11} \\ a_{12} \\ a_{13} \\ c_1 \end{pmatrix} := \Delta_1 \begin{pmatrix} \delta_{12} - \frac{\rho_{12}k_3\delta_{21} + \rho_{13}\rho_{32}\delta_{21}}{k_3k_2 - \rho_{32}\rho_{23}} \\ \delta_{13} - \frac{\rho_{12}\rho_{23}\delta_{31} + \rho_{13}k_2\delta_{31}}{k_3k_2 - \rho_{32}\rho_{23}} \\ \frac{\rho_{13}(\rho_{32}\delta_{23} - k_2\delta_{32}) - \rho_{12}(\rho_{23}\delta_{32} - k_3\delta_{23})}{k_3k_2 - \rho_{32}\rho_{23}} \\ \eta_1 \\ \frac{\rho_{12}k_3\eta_2 + \rho_{13}\rho_{32}\eta_2}{k_3k_2 - \rho_{32}\rho_{23}} \\ \frac{\rho_{12}\rho_{23}\eta_3 + \rho_{13}k_2\eta_3}{k_3k_2 - \rho_{32}\rho_{23}} \\ -\gamma_1 - \frac{\rho_{12}(\gamma_2k_3 + \gamma_3\rho_{23}) + \rho_{13}(\gamma_3k_2 + \gamma_2\rho_{32})}{k_2k_3 - \rho_{23}\rho_{32}} \end{pmatrix} \\
 m_2^\top &:= \begin{pmatrix} b_{21} \\ b_{22} \\ b_{23} \\ a_{21} \\ a_{22} \\ a_{23} \\ c_2 \end{pmatrix} := \Delta_2 \begin{pmatrix} -\delta_{21} - \frac{\rho_{21}k_3\delta_{12} + \rho_{23}\rho_{31}\delta_{12}}{k_3k_1 - \rho_{31}\rho_{13}} \\ \frac{\rho_{23}(\rho_{31}\delta_{13} - k_1\delta_{31}) - \rho_{21}(\rho_{13}\delta_{31} - k_3\delta_{13})}{k_3k_1 - \rho_{31}\rho_{13}} \\ \delta_{23} - \frac{\rho_{21}\rho_{13}\delta_{32} + \rho_{23}k_1\delta_{32}}{k_3k_2 - \rho_{32}\rho_{23}} \\ \frac{\rho_{21}k_3\eta_1 + \rho_{23}\rho_{31}\eta_1}{k_3k_1 - \rho_{31}\rho_{13}} \\ \frac{\rho_{21}k_3\eta_1 + \rho_{23}\rho_{31}\eta_1}{k_3k_1 - \rho_{31}\rho_{13}} \\ \frac{\rho_{21}\rho_{13}\eta_3 + \rho_{23}k_1\eta_3}{k_3k_1 - \rho_{31}\rho_{13}} \\ -\gamma_2 - \frac{\rho_{21}(\gamma_1k_3 + \gamma_3\rho_{13}) + \rho_{23}(\gamma_3k_1 + \gamma_1\rho_{31})}{k_1k_3 - \rho_{13}\rho_{31}} \end{pmatrix} \\
 m_3^\top &:= \begin{pmatrix} b_{31} \\ b_{32} \\ b_{33} \\ a_{31} \\ a_{32} \\ a_{33} \\ c_3 \end{pmatrix} := \Delta_3 \begin{pmatrix} \frac{\rho_{31}(k_2\delta_{12} - \rho_{12}\delta_{21}) + \rho_{32}(\rho_{21}\delta_{12} - k_1\delta_{21})}{k_2k_1 - \rho_{21}\rho_{12}} \\ -\delta_{31} + \frac{\rho_{31}k_2\delta_{13} + \rho_{32}\rho_{21}\delta_{13}}{k_2k_1 - \rho_{21}\rho_{12}} \\ -\delta_{32} + \frac{\rho_{31}\rho_{12}\delta_{23} + \rho_{32}k_1\delta_{23}}{k_2k_1 - \rho_{21}\rho_{12}} \\ \frac{\rho_{31}k_2\eta_1 + \rho_{32}\rho_{21}\eta_1}{k_2k_1 - \rho_{21}\rho_{12}} \\ \frac{\rho_{31}\rho_{12}\eta_2 + \rho_{32}k_1\eta_2}{k_2k_1 - \rho_{21}\rho_{12}} \\ \eta_3 \\ -\gamma_3 - \frac{\rho_{31}(\gamma_1k_2 + \gamma_2\rho_{12}) + \rho_{32}(\gamma_2k_1 + \gamma_1\rho_{21})}{k_1k_2 - \rho_{12}\rho_{21}} \end{pmatrix}
 \end{aligned}$$

where $k_i := 1 - \gamma_i\xi_i$ for $i \in \{1, 2, 3\}$ and

$$\begin{pmatrix} \Delta_1 \\ \Delta_2 \\ \Delta_3 \end{pmatrix} := \begin{pmatrix} \frac{k_3k_2 - \rho_{32}\rho_{23}}{k_1(k_3k_2 - \rho_{32}\rho_{23}) - \rho_{12}(k_3\rho_{21} + \rho_{23}\rho_{31}) - \rho_{13}(k_1\rho_{31} + \rho_{31}\rho_{21})} \\ \frac{k_3k_1 - \rho_{31}\rho_{13}}{k_2(k_3k_1 - \rho_{31}\rho_{13}) - \rho_{21}(k_3\rho_{12} + \rho_{13}\rho_{32}) - \rho_{23}(k_1\rho_{32} + \rho_{31}\rho_{12})} \\ \frac{k_2k_1 - \rho_{21}\rho_{12}}{k_3(k_2k_1 - \rho_{21}\rho_{12}) - \rho_{31}(k_2\rho_{13} + \rho_{12}\rho_{23}) - \rho_{32}(k_1\rho_{23} + \rho_{21}\rho_{13})} \end{pmatrix},$$

we can rewrite the reduced form equations for real outputs as:

$$\begin{aligned}
 y_1(t) &= : m_1x(t) \\
 y_2(t) &= : m_2x(t) \\
 y_3(t) &= : m_3x(t)
 \end{aligned}$$

with $x^\top(t) := [s_1(t), s_2(t), s_3(t), f_1(t), f_2(t), f_3(t), i_E(t)]$.

The coefficients of the dynamic law of motion of the system $\dot{s}(t) = As(t) + \sum_{i=1}^3 B_i f_i(t) + B_E i_E(t)$ are then given by the following expression:

$$\begin{aligned} \begin{bmatrix} \dot{s}_1(t) \\ \dot{s}_2(t) \\ \dot{s}_3(t) \end{bmatrix} &= \begin{bmatrix} \xi_2 b_{21} - \xi_1 b_{11} & \xi_2 b_{22} - \xi_1 b_{12} & \xi_2 b_{23} - \xi_1 b_{13} \\ \xi_3 b_{31} - \xi_1 b_{11} & \xi_3 b_{32} - \xi_1 b_{12} & \xi_3 b_{33} - \xi_1 b_{13} \\ \xi_3 b_{31} - \xi_2 b_{21} & \xi_3 b_{32} - \xi_2 b_{22} & \xi_3 b_{33} - \xi_2 b_{23} \end{bmatrix} \begin{bmatrix} s_1(t) \\ s_2(t) \\ s_3(t) \end{bmatrix} + \\ &+ \begin{bmatrix} \xi_2 a_{21} - \xi_1 a_{11} \\ \xi_3 a_{31} - \xi_1 a_{11} \\ \xi_3 a_{31} - \xi_2 a_{21} \end{bmatrix} f_1(t) + \begin{bmatrix} \xi_2 a_{22} - \xi_1 a_{12} \\ \xi_3 a_{32} - \xi_1 a_{12} \\ \xi_3 a_{32} - \xi_2 a_{22} \end{bmatrix} f_2(t) + \\ &+ \begin{bmatrix} \xi_2 a_{23} - \xi_1 a_{13} \\ \xi_3 a_{33} - \xi_1 a_{13} \\ \xi_3 a_{33} - \xi_2 a_{23} \end{bmatrix} f_3(t) + \begin{bmatrix} \xi_2 c_2 - \xi_1 c_1 \\ \xi_3 c_3 - \xi_1 c_1 \\ \xi_3 c_3 - \xi_2 c_2 \end{bmatrix} i_E(t). \end{aligned}$$

After some tedious algebra, we can rewrite the government i 's loss function as:

$$\begin{aligned} J_i &= \frac{1}{2} \int_{t_0}^{\infty} \{ \alpha_i \dot{p}_i^2(t) + \beta_i y_i^2(t) + \chi_E i_E^2(t) \} e^{-\theta(t-t_0)} dt = \\ &= \frac{1}{2} (\alpha_i \xi_i^2 + \beta_i) \int_{t_0}^{\infty} \{ x^\top(t) (m_i^\top m_i + \frac{\chi_i}{d_i} e_{i+1}^\top e_{i+1}) x(t) \} e^{-\theta(t-t_0)} dt = \\ &= \frac{1}{2} (\alpha_i \xi_i^2 + \beta_i) \int_{t_0}^{\infty} \{ x^\top(t) M_i x(t) \} e^{-\theta(t-t_0)} dt \end{aligned}$$

where e_i is a vector with all entries equal to zero, except for entry i that is equal to one.

Similarly, we can rewrite the ECB's loss function as:

$$\begin{aligned} J_E &= \frac{1}{2} \int_{t_0}^{\infty} \left\{ \left(\sum_{i=1}^3 \alpha_{iE} \dot{p}_i(t) \right)^2 + \left(\sum_{i=1}^3 \beta_{iE} y_i(t) \right)^2 + \chi_E i_E^2(t) \right\} e^{-\theta(t-t_0)} dt = \\ &= \frac{1}{2} \int_{t_0}^{\infty} \left\{ \left(\sum_{i=1}^3 \alpha_{iE} \xi y_i(t) \right)^2 + \left(\sum_{i=1}^3 \beta_{iE} y_i(t) \right)^2 + \chi_E i_E^2(t) \right\} e^{-\theta(t-t_0)} dt = \\ &= \frac{1}{2} \int_{t_0}^{\infty} \left\{ \left(\sum_{i=1}^3 \alpha_{iE} \xi m_i x(t) \right)^2 + \left(\sum_{i=1}^3 \beta_{iE} m_i x(t) \right)^2 + \chi_E i_E^2(t) \right\} e^{-\theta(t-t_0)} dt = \\ &= \frac{1}{2} \int_{t_0}^{\infty} \{ x^\top(t) M_E x(t) \} e^{-\theta(t-t_0)} dt \end{aligned}$$

where $M_E := \left(\sum_{i=1}^3 \alpha_{iE} \xi m_i^\top x(t)^T \right) \left(\sum_{i=1}^3 \alpha_{iE} \xi m_i x(t) \right) + \left(\sum_{i=1}^3 \beta_{iE} m_i^\top x(t)^T \right) \left(\sum_{i=1}^3 \beta_{iE} m_i x(t) \right) + \chi_E x(t)^\top e_5^\top e_5 x(t)$.

The basic algorithm to derive the game solutions

The algorithm is described by the following 5 steps.

1. Factorize matrices M_i as

$$M_i = \begin{pmatrix} Q_i & P_i & L_i & K_i & S_i \\ P_i^\top & R_{1i} & N_i & H_i & T_i \\ L_i^\top & N_i^\top & R_{2i} & F_i & V_i \\ K_i^\top & H_i^\top & F_i^\top & R_{3i} & W_i \\ S_i^\top & T_i^\top & V_i^\top & W_i^\top & R_{4i} \end{pmatrix}$$

for $i \in \{1, 2, 3, E\}$, where $Q_i \in \mathbb{R}^{3 \times 3}$; $P_i, L_i, K_i \in \mathbb{R}^{3 \times 3}$; and the other coefficients are scalars.

2. Compute the following matrices:

$$G := \begin{pmatrix} R_{11} & N_1 & M_1 & T_1 \\ N_2^\top & R_{22} & F_2 & V_2 \\ H_3^\top & F_3^\top & R_{33} & W_3 \\ T_E^\top & V_E^\top & W_E^\top & R_{4E} \end{pmatrix}$$

$$H_1 := \begin{pmatrix} -A & 0 & 0 & 0 & 0 \\ Q_1 & A^\top & 0 & 0 & 0 \\ Q_2 & 0 & A^\top & 0 & 0 \\ Q_3 & 0 & 0 & A^\top & 0 \\ Q_E & 0 & 0 & 0 & A^\top \end{pmatrix}$$

$$H_2 := \begin{pmatrix} B_1 & B_2 & B_3 & B_E \\ -P_1 & -L_1 & -K_1 & -S_1 \\ -P_2 & -L_2 & -K_2 & -S_2 \\ -P_3 & -L_3 & -K_3 & -S_3 \\ -P_E & -L_E & -K_E & -S_E \end{pmatrix}$$

$$H_3 := \begin{pmatrix} P_1^\top & B_1^\top & 0 & 0 & 0 \\ L_2^\top & 0 & B_2^\top & 0 & 0 \\ K_3^\top & 0 & 0 & B_3^\top & 0 \\ S_E^\top & 0 & 0 & 0 & B_E^\top \end{pmatrix}$$

$$M = H_1 + H_2 G^{-1} H_3$$

4. After computing the eigenstructure of M , take three positive eigenvalues and the corresponding eigenvectors v_i (for $i \in \{1, 2, 3\}$) to write the following expression:²⁷

$$\begin{pmatrix} X \\ Y_1 \\ Y_2 \\ Y_3 \\ Y_4 \end{pmatrix} := \begin{pmatrix} v_1 & v_2 & v_3 \end{pmatrix} := z \in \mathbb{R}^{4 \times 3}$$

from which we can derive the optimal controls:

$$\begin{pmatrix} f_1 \\ f_2 \\ f_3 \\ i_E \end{pmatrix} = -G^{-1} \begin{pmatrix} P_1^\top + B_1^\top CL_1 \\ L_2^\top + B_2^\top CL_2 \\ K_3^\top + B_3^\top CL_3 \\ S_E^\top + B_E^\top CL_4 \end{pmatrix} s =: CLs$$

where $CL_i := Y_i X^{-1}$.

5. Rewrite the cost functions of the policy-makers and the dynamics of the model as $J_i = \frac{1}{2} \int_0^\infty s^\top \left[(I, CL^\top) M_i \begin{pmatrix} I \\ CL \end{pmatrix} \right] s dt$ and $\dot{s} = (A + B CL) s =: A_{CL}s$, respectively. The problem is then solved by considering:

$$J_i = s_0^\top X_i s_0$$

where X_i solves the following Lyapunov equation:

$$A_{CL}^\top X_i + X_i A_{CL} + \frac{1}{2} (I, CL^\top) M_i \begin{pmatrix} I \\ CL \end{pmatrix} = 0$$

Cooperative solutions are achieved by using the same algorithm and factorizing M_i matrix in a similar way as in van Aarle *et al.* (2001b).

²⁷If matrix M has more than three positive eigenvalues multiple equilibria arise, whereas if this matrix has less than three positive eigenvalues no equilibrium exists (for more details see Engwerda (1998)).

Table 1 - Optimal Costs (multiplied by 1,000)²⁸

	NC	C	F	(1, 2)	(1, 3)	(2, 3)
Country 1	0.7092	0.4911	0.4911	0.5470	0.8067	0.6883
Country 2	2.8368	1.9642	1.9642	2.0661	2.7533	2.0661
Country 3	0.7092	0.4911	0.4911	0.6883	0.8067	0.5470
ECB	0	0	0	0.0035	0.0140	0.0035
Average	—	0.7368	0.9821	1.3066	0.8067	1.3066

Table 2 - Optimal costs (multiplied by 1,000)

	NC	C	F	(1, 2)	(1, 3)	(2, 3)
Country 1	0.7092	0.5370	0.4355	0.5470	0.7364	0.4564
Country 2	2.8368	1.8760	2.1058	2.0661	2.6462	2.6363
Country 3	0.7092	0.5372	0.4448	0.6883	1.2475	1.1444
ECB	0	0.0020	0.0627	0.0035	0.0752	0.6798
Average	—	0.7380	0.9954	1.3066	0.9919	1.8904

Table 3 - Optimal costs (multiplied by 1,000)

	NC	C	F	(1, 2)	(1, 3)	(2, 3)
Country 1	0.6197	0.6918	0.6206	0.9572	0.7740	0.5164
Country 2	4.5840	3.5406	3.7709	3.6855	4.7241	2.0314
Country 3	0.5487	0.6759	0.5912	0.7560	0.5166	1.9514
ECB	0.0161	0.0246	0.0013	0.0177	0.0520	0.0104
Average	—	1.2332	1.6609	2.3214	0.6453	1.9915

²⁸In all the tables, columns identify policy regimes; rows 2 to 5 indicate the policy-makers' (optimal) losses while row 6 shows the average (optimal) loss of each coalition member.

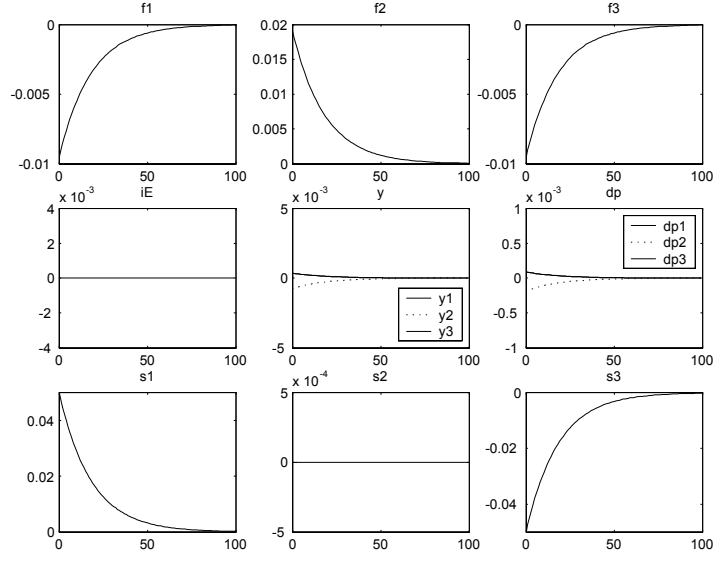


Figure 1 - Non-cooperative regime in scenarios I and II

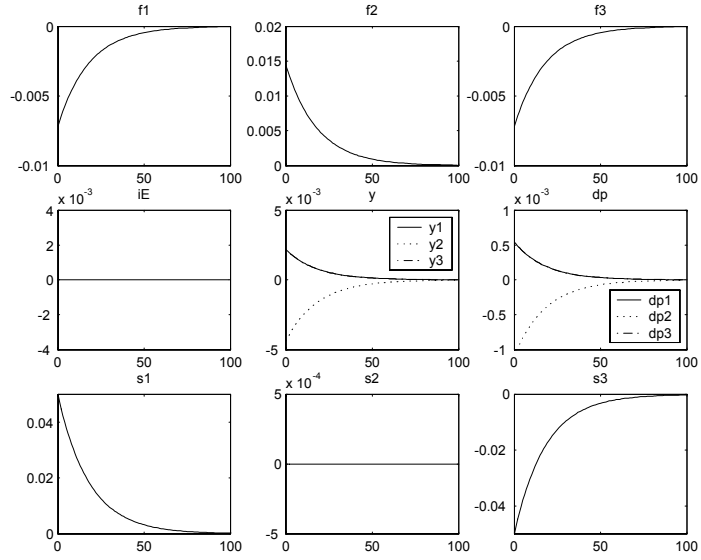


Figure 2 - Cooperative regimes in scenario I

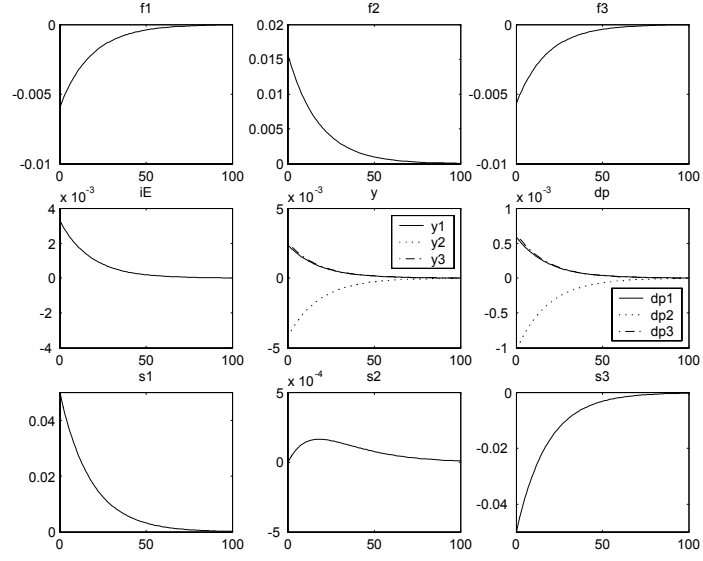


Figure 3 - Full fiscal coalition regime in scenario II

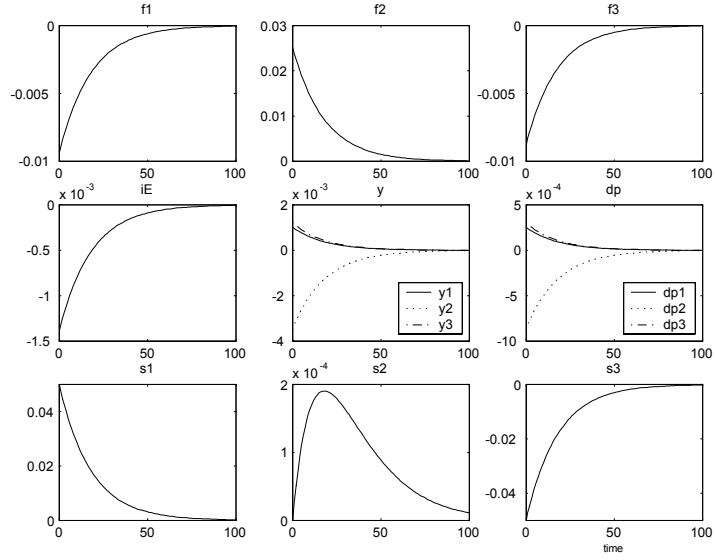


Figure 4 - Non-cooperative regime in scenario III

References

- Aarle, B. van, G. Di Bartolomeo, J. Engwerda and J. Plasmans (2001a), "Coalitional behaviour in an open-loop LQ differential game for the EMU ", to appear in R. Neck, *Modeling and Control of Economic System SME-IFAC Proceedings*, Elsevier, Oxford.
- Aarle, B. van, J. Engwerda and J. Plasmans (2001b), "Monetary and fiscal policy interaction in the EMU: A dynamic game approach", CESifo *Working Paper* No. 437, to appear in *Annals of Operations Research*.
- d'Aspremont, C.A., A. Jacquemin, J.J. Gabszewicz and J. Weymark (1983) "On the stability of collusive price leadership", *Canadian Journal of Economics*, vol. 16, pp. 17-25.
- Baldwin, R. (1995), "A domino theory of regionalism", in R. Baldwin, P. Haaparanta and J. Kiander (eds.), *Expanding European regionalism: The EU's new members*, Cambridge University Press, Cambridge.
- Beetsma, R.M.W.J. and A.L. Bovenberg (1998), "Monetary union without fiscal coordination may discipline policymakers?", *Journal of International Economics*, vol. 45, pp. 239-258.
- Beetsma, R.M.W.J., X. Debrun and F. Klaassen (2001), "Is fiscal policy coordination in EMU desirable?", CESifo *Working Paper* No. 599, Center for Economic Studies and Ifo Institute for Economic Research, Munich.
- Bloch, F. (1996), "Sequential formation of coalitions in games with externalities and fixed payoff division", *Games and Economic Behavior*, vol. 14, pp. 90-123.
- Bloch, F. (1997), "Noncooperative models of coalition formation in games with spillovers" in C. Carraro and D. Siniscalco (eds.) *New directions in the economic theory of the environment*, Cambridge University Press, Cambridge.
- Buti, M. and A. Sapir, (1998), *Economic policy in the EMU - A study by the European Commission services*, Clarendon Press, Oxford.
- Casella, A. (1999), "Tradable deficit permits: Efficient implementation of the Stability Pact in the European Monetary Union", *NBER Working Paper* No. 7278.
- Carraro, C. (1997), "Modelling international policy games: Lessons from European monetary coordination", *Empirica*, vol. 24, pp. 163-177.
- Carraro, C. (1998), "International Environmental Agreements : Incentives and Political Economy", *European Economic Review*, vol. 42, pp. 561-572.
- Carraro, C. and D. Siniscalco (1992), "The international dimension of environmental policy", *European Economic Review*, vol. 36, no. 2-3, pp. 379-387.

- Chwe, M.S. (1994), "Farsighted coalitional stability", *Journal of Economic Theory*, vol. 54, pp. 299-325.
- Daniels, J.P. and D.D. Vanhoose (1998), "Two-country models of monetary and fiscal policy: What have we learned? What more can we learn?", *Open Economies Review*, vol. 9, pp. 263-82.
- Ecchia, G. and M. Mariotti (1998), "Coalition formation in international environmental agreements and the role of institutions", *European Economic Review*, vol. 42, pp. 573-582.
- Engwerda, J. (1998), "Computational aspects of the open-loop Nash equilibrium in linear quadratic games", *Journal of Economic Dynamics and Control*, vol. 22, pp. 1487-1506.
- Engwerda, J., B. van Aarle and J. Plasmans (1999), "The (in)finite horizon open-loop Nash LQ game: An application to the EMU", *Annals of Operations Research*, vol. 88, pp. 251-273.
- Engwerda, J., B. van Aarle and J. Plasmans (2002), "Cooperative and non-cooperative fiscal stabilisation policies in the EMU", *Journal of Economic Dynamics and Control*, vol. 26, pp. 451-81.
- Hughes Hallet, A.J. (1987), "Optimal policy design in interdependent economies" in C. Carraro and D. Sartore (eds.), *Developments of control theory for economic analysis*, Kluwer Academic Publishers, Dordrecht.
- Hughes Hallett, A.J. and Y. Ma (1996), "Changing partners: the importance of coordinating fiscal and monetary policies within a monetary union", *The Manchester School of Economic and Social Studies*, vol. 64, pp. 115-34.
- Kehoe, T. (1988), "Policy coordination among benevolent governments may be undesirable", *Review of Economic Studies*, vol. 56, pp. 289-296.
- Kohler, M. (2002), "Coalition Formation in International Monetary Policy Games", *Journal of International Economics*, vol. 56, pp. 371-385.
- Mariotti, M. (1998), "A model of agreements in a strategic form games", *Journal of Economic Theory*, vol. 73, pp. 128-139.
- Neck, R. and E.J. Dockner (1995), "Commitment and coordination in a dynamic game model of international economic policy-making", *Open Economies Review*, vol. 6, pp. 5-28.
- Plasmans, J. and A.J. de Zeeuw (1980), "Incentives to cooperate in linear quadratic difference games", *International Journal of Systems Science*, vol. 11, no. 5, pp. 607-619.
- Ray, D. and R. Vohra (1999). "A theory of endogenous coalition structures", *Games and Economic Behavior*, vol. 26, pp. 286-336.

- Rogoff, K. (1985), "Can international monetary cooperation be counterproductive", *Journal of International Economics*, vol. 18, pp. 199-217.
- Sack, B. (2000), "Does the Fed act gradually? A VAR analysis", *Journal of Monetary Economics*, vol.461, pp.229-256.
- Svensson, L. (1999), "Monetary policy issues for the Eurosystem", National Bureau of Economic Research *Working Paper* No. 7177.
- Taylor, J.(ed.) (1999), *Monetary Policy Rules*, University of Chicago Press, Chicago.
- Turnovsky, S.J., T. Basar and V. D'Orey (1988), "Dynamic strategic monetary policies and coordination in interdependent economies", *American Economic Review*, vol. 78, pp. 341-61.
- Yi, S. (1997), "Stable Coalition structures with externalities", *Games and Economic Behaviour*, vol. 20, pp. 201-237.

NOTE DI LAVORO DELLA FONDAZIONE ENI ENRICO MATTEI

Fondazione Eni Enrico Mattei Working Papers Series

Our working papers are available on the Internet at the following addresses:

Server WWW: WWW.FEEM.IT

Anonymous FTP: FTP.FEEM.IT

http://papers.ssrn.com/abstract_id=XXXXXX

SUST	1.2001	<i>Inge MAYERES and Stef PROOST: <u>Should Diesel Cars in Europe be Discouraged?</u></i>
SUST	2.2001	<i>Paola DORIA and Davide PETTENELLA: <u>The Decision Making Process in Defining and Protecting Critical Natural Capital</u></i>
CLIM	3.2001	<i>Alberto PENCH: <u>Green Tax Reforms in a Computable General Equilibrium Model for Italy</u></i>
CLIM	4.2001	<i>Maurizio BUSSOLO and Dino PINELLI: <u>Green Taxes: Environment, Employment and Growth</u></i>
CLIM	5.2001	<i>Marco STAMPINI: <u>Tax Reforms and Environmental Policies for Italy</u></i>
ETA	6.2001	<i>Walid OUESLATI: <u>Environmental Fiscal Policy in an Endogenous Growth Model with Human Capital</u></i>
CLIM	7.2001	<i>Umberto CIORBA, Alessandro LANZA and Francesco PAULI: <u>Kyoto Commitment and Emission Trading: a European Union Perspective</u></i>
MGMT	8.2001	<i>Brian SLACK (xlv): <u>Globalisation in Maritime Transportation: Competition, uncertainty and implications for port development strategy</u></i>
VOL	9.2001	<i>Giulia PESARO: <u>Environmental Voluntary Agreements: A New Model of Co-operation Between Public and Economic Actors</u></i>
VOL	10.2001	<i>Cathrine HAGEM: <u>Climate Policy, Asymmetric Information and Firm Survival</u></i>
ETA	11.2001	<i>Sergio CURRARINI and Marco MARINI: <u>A Sequential Approach to the Characteristic Function and the Core in Games with Externalities</u></i>
ETA	12.2001	<i>Gaetano BLOISE, Sergio CURRARINI and Nicholas KIKIDIS: <u>Inflation and Welfare in an OLG Economy with a Privately Provided Public Good</u></i>
KNOW	13.2001	<i>Paolo SURICO: <u>Globalisation and Trade: A "New Economic Geography" Perspective</u></i>
ETA	14.2001	<i>Valentina BOSETTI and Vincenzina MESSINA: <u>Quasi Option Value and Irreversible Choices</u></i>
CLIM	15.2001	<i>Guy ENGELN (xlii): <u>Desertification and Land Degradation in Mediterranean Areas: from Science to Integrated Policy Making</u></i>
SUST	16.2001	<i>Julie Catherine SORS: <u>Measuring Progress Towards Sustainable Development in Venice: A Comparative Assessment of Methods and Approaches</u></i>
SUST	17.2001	<i>Julie Catherine SORS: <u>Public Participation in Local Agenda 21: A Review of Traditional and Innovative Tools</u></i>
CLIM	18.2001	<i>Johan ALBRECHT and Niko GOBBIN: <u>Schumpeter and the Rise of Modern Environmentalism</u></i>
VOL	19.2001	<i>Rinaldo BRAU, Carlo CARRARO and Giulio GOLFETTO (xliii): <u>Participation Incentives and the Design of Voluntary Agreements</u></i>
ETA	20.2001	<i>Paola ROTA: <u>Dynamic Labour Demand with Lumpy and Kinked Adjustment Costs</u></i>
ETA	21.2001	<i>Paola ROTA: <u>Empirical Representation of Firms' Employment Decisions by an (S,s) Rule</u></i>
ETA	22.2001	<i>Paola ROTA: <u>What Do We Gain by Being Discrete? An Introduction to the Econometrics of Discrete Decision Processes</u></i>
PRIV	23.2001	<i>Stefano BOSI, Guillaume GIRMANS and Michel GUILLARD: <u>Optimal Privatisation Design and Financial Markets</u></i>
KNOW	24.2001	<i>Giorgio BRUNELLO, Claudio LUPI, Patrizia ORDINE, and Maria Luisa PARISI: <u>Beyond National Institutions: Labour Taxes and Regional Unemployment in Italy</u></i>
ETA	25.2001	<i>Klaus CONRAD: <u>Locational Competition under Environmental Regulation when Input Prices and Productivity Differ</u></i>
PRIV	26.2001	<i>Bernardo BORTOLOTTI, Juliet D'SOUZA, Marcella FANTINI and William L. MEGGINSON: <u>Sources of Performance Improvement in Privatised Firms: A Clinical Study of the Global Telecommunications Industry</u></i>
CLIM	27.2001	<i>Frédéric BROCHIER and Emiliano RAMIERI: <u>Climate Change Impacts on the Mediterranean Coastal Zones</u></i>
ETA	28.2001	<i>Nunzio CAPPUCCIO and Michele MORETTO: <u>Comments on the Investment-Uncertainty Relationship in a Real Option Model</u></i>
KNOW	29.2001	<i>Giorgio BRUNELLO: <u>Absolute Risk Aversion and the Returns to Education</u></i>
CLIM	30.2001	<i>ZhongXiang ZHANG: <u>Meeting the Kyoto Targets: The Importance of Developing Country Participation</u></i>
ETA	31.2001	<i>Jonathan D. KAPLAN, Richard E. HOWITT and Y. Hossein FARZIN: <u>An Information-Theoretical Analysis of Budget-Constrained Nonpoint Source Pollution Control</u></i>
MGMT Coalition Theory Network	32.2001	<i>Roberta SALOMONE and Giulia GALLUCCIO: <u>Environmental Issues and Financial Reporting Trends</u></i>
ETA	33.2001	<i>Shlomo WEBER and Hans WIESMETH: <u>From Autarky to Free Trade: The Impact on Environment</u></i>
ETA	34.2001	<i>Margarita GENIUS and Elisabetta STRAZZERA: <u>Model Selection and Tests for Non Nested Contingent Valuation Models: An Assessment of Methods</u></i>

NRM	35.2001	<i>Carlo GIUPPONI</i> : <u>The Substitution of Hazardous Molecules in Production Processes: The Atrazine Case Study in Italian Agriculture</u>
KNOW	36.2001	<i>Raffaele PACI and Francesco PIGLIARU</i> : <u>Technological Diffusion, Spatial Spillovers and Regional Convergence in Europe</u>
PRIV	37.2001	<i>Bernardo BORTOLOTTI</i> : <u>Privatisation, Large Shareholders, and Sequential Auctions of Shares</u>
CLIM	38.2001	<i>Barbara BUCHNER</i> : <u>What Really Happened in The Hague? Report on the COP6, Part I, 13-25 November 2000, The Hague, The Netherlands</u>
PRIV	39.2001	<i>Giacomo CALZOLARI and Carlo SCARPA</i> : <u>Regulation at Home, Competition Abroad: A Theoretical Framework</u>
KNOW	40.2001	<i>Giorgio BRUNELLO</i> : <u>On the Complementarity between Education and Training in Europe</u>
Coalition	41.2001	<i>Alain DESDOIGTS and Fabien MOIZEAU</i> (xlv): <u>Multiple Politico-Economic Regimes, Inequality and Growth</u>
Theory		
Network		
Coalition	42.2001	<i>Parkash CHANDER and Henry TULKENS</i> (xlv): <u>Limits to Climate Change</u>
Theory		
Network		
Coalition	43.2001	<i>Michael FINUS and Bianca RUNDSHAGEN</i> (xlv): <u>Endogenous Coalition Formation in Global Pollution Control</u>
Theory		
Network		
Coalition	44.2001	<i>Wietze LISE, Richard S.J. TOL and Bob van der ZWAAN</i> (xlv): <u>Negotiating Climate Change as a Social Situation</u>
Theory		
Network		
NRM	45.2001	<i>Mohamad R. KHAWLIE</i> (xlvii): <u>The Impacts of Climate Change on Water Resources of Lebanon- Eastern Mediterranean</u>
NRM	46.2001	<i>Mutasem EL-FADEL and E. BOU-ZEID</i> (xlvii): <u>Climate Change and Water Resources in the Middle East: Vulnerability, Socio-Economic Impacts and Adaptation</u>
NRM	47.2001	<i>Eva IGLESIAS, Alberto GARRIDO and Almudena GOMEZ</i> (xlvii): <u>An Economic Drought Management Index to Evaluate Water Institutions' Performance Under Uncertainty and Climate Change</u>
CLIM	48.2001	<i>Wietze LISE and Richard S.J. TOL</i> (xlvii): <u>Impact of Climate on Tourist Demand</u>
CLIM	49.2001	<i>Francesco BOSELLO, Barbara BUCHNER, Carlo CARRARO and Davide RAGGI</i> : <u>Can Equity Enhance Efficiency? Lessons from the Kyoto Protocol</u>
SUST	50.2001	<i>Roberto ROSON</i> (xlviii): <u>Carbon Leakage in a Small Open Economy with Capital Mobility</u>
SUST	51.2001	<i>Edwin WOERDMAN</i> (xlviii): <u>Developing a European Carbon Trading Market: Will Permit Allocation Distort Competition and Lead to State Aid?</u>
SUST	52.2001	<i>Richard N. COOPER</i> (xlviii): <u>The Kyoto Protocol: A Flawed Concept</u>
SUST	53.2001	<i>Kari KANGAS</i> (xlviii): <u>Trade Liberalisation, Changing Forest Management and Roundwood Trade in Europe</u>
SUST	54.2001	<i>Xueqin ZHU and Ekko VAN IERLAND</i> (xlviii): <u>Effects of the Enlargement of EU on Trade and the Environment</u>
SUST	55.2001	<i>M. Ozgur KAYALICA and Sajal LAHIRI</i> (xlviii): <u>Strategic Environmental Policies in the Presence of Foreign Direct Investment</u>
SUST	56.2001	<i>Savas ALPAY</i> (xlviii): <u>Can Environmental Regulations be Compatible with Higher International Competitiveness? Some New Theoretical Insights</u>
SUST	57.2001	<i>Roldan MURADIAN, Martin O'CONNOR, Joan MARTINEZ-ALER</i> (xlviii): <u>Embodied Pollution in Trade: Estimating the "Environmental Load Displacement" of Industrialised Countries</u>
SUST	58.2001	<i>Matthew R. AUER and Rafael REUVENY</i> (xlviii): <u>Foreign Aid and Direct Investment: Key Players in the Environmental Restoration of Central and Eastern Europe</u>
SUST	59.2001	<i>Onno J. KUIK and Frans H. OOSTERHUIS</i> (xlviii): <u>Lessons from the Southern Enlargement of the EU for the Environmental Dimensions of Eastern Enlargement, in particular for Poland</u>
ETA	60.2001	<i>Carlo CARRARO, Alessandra POME and Domenico SINISCALCO</i> (xlix): <u>Science vs. Profit in Research: Lessons from the Human Genome Project</u>
CLIM	61.2001	<i>Efrem CASTELNUOVO, Michele MORETTO and Sergio VERGALLI</i> : <u>Global Warming, Uncertainty and Endogenous Technical Change: Implications for Kyoto</u>
PRIV	62.2001	<i>Gian Luigi ALBANO, Fabrizio GERMANO and Stefano LOVO</i> : <u>On Some Collusive and Signaling Equilibria in Ascending Auctions for Multiple Objects</u>
CLIM	63.2001	<i>Elbert DIJKGRAAF and Herman R.J. VOLLEBERGH</i> : <u>A Note on Testing for Environmental Kuznets Curves with Panel Data</u>
CLIM	64.2001	<i>Paolo BUONANNO, Carlo CARRARO and Marzio GALEOTTI</i> : <u>Endogenous Induced Technical Change and the Costs of Kyoto</u>
CLIM	65.2001	<i>Guido CAZZAVILLAN and Ignazio MUSU</i> (l): <u>Transitional Dynamics and Uniqueness of the Balanced-Growth Path in a Simple Model of Endogenous Growth with an Environmental Asset</u>
CLIM	66.2001	<i>Giovanni BAIOCCHI and Salvatore DI FALCO</i> (l): <u>Investigating the Shape of the EKC: A Nonparametric Approach</u>
CLIM	67.2001	<i>Marzio GALEOTTI, Alessandro LANZA and Francesco PAULI</i> (l): <u>Desperately Seeking (Environmental) Kuznets: A New Look at the Evidence</u>
CLIM	68.2001	<i>Alexey VIKHLYAEV</i> (xlviii): <u>The Use of Trade Measures for Environmental Purposes – Globally and in the EU Context</u>
NRM	69.2001	<i>Gary D. LIBECAP and Zeynep K. HANSEN</i> (li): <u>U.S. Land Policy, Property Rights, and the Dust Bowl of the 1930s</u>

NRM	70.2001	<i>Lee J. ALSTON, Gary D. LIBECAP and Bernardo MUELLER</i> (li): <u>Land Reform Policies. The Sources of Violent Conflict and Implications for Deforestation in the Brazilian Amazon</u>
CLIM	71.2001	<i>Claudia KEMFERT</i> : <u>Economy-Energy-Climate Interaction – The Model WIAGEM -</u>
SUST	72.2001	<i>Paulo A.L.D. NUNES and Yohanes E. RIYANTO</i> : <u>Policy Instruments for Creating Markets for Biodiversity: Certification and Ecolabeling</u>
SUST	73.2001	<i>Paulo A.L.D. NUNES and Erik SCHOKKAERT</i> (lii): <u>Warm Glow and Embedding in Contingent Valuation</u>
SUST	74.2001	<i>Paulo A.L.D. NUNES, Jeroen C.J.M. van den BERGH and Peter NIJKAMP</i> (lii): <u>Ecological-Economic Analysis and Valuation of Biodiversity</u>
VOL	75.2001	<i>Johan EYCKMANS and Henry TULKENS</i> (li): <u>Simulating Coalitionally Stable Burden Sharing Agreements for the Climate Change Problem</u>
PRIV	76.2001	<i>Axel GAUTIER and Florian HEIDER</i> : <u>What Do Internal Capital Markets Do? Redistribution vs. Incentives</u>
PRIV	77.2001	<i>Bernardo BORTOLOTTI, Marcella FANTINI and Domenico SINISCALCO</i> : <u>Privatisation around the World: New Evidence from Panel Data</u>
ETA	78.2001	<i>Toke S. AIDT and Jayasri DUTTA</i> (li): <u>Transitional Politics. Emerging Incentive-based Instruments in Environmental Regulation</u>
ETA	79.2001	<i>Alberto PETRUCCI</i> : <u>Consumption Taxation and Endogenous Growth in a Model with New Generations</u>
ETA	80.2001	<i>Pierre LASSERRE and Antoine SOUBEYRAN</i> (li): <u>A Ricardian Model of the Tragedy of the Commons</u>
ETA	81.2001	<i>Pierre COURTOIS, Jean Christophe PÉREAU and Tarik TAZDAÏT</i> : <u>An Evolutionary Approach to the Climate Change Negotiation Game</u>
NRM	82.2001	<i>Christophe BONTEMPS, Stéphane COUTURE and Pascal FAVARD</i> : <u>Is the Irrigation Water Demand Really Convex?</u>
NRM	83.2001	<i>Unai PASCUAL and Edward BARBIER</i> : <u>A Model of Optimal Labour and Soil Use with Shifting Cultivation</u>
CLIM	84.2001	<i>Jesper JENSEN and Martin Hvidt THELLE</i> : <u>What are the Gains from a Multi-Gas Strategy?</u>
CLIM	85.2001	<i>Maurizio MICHELINI</i> (liii): IPCC “Summary for Policymakers” in TAR. <u>Do its results give a scientific support always adequate to the urgencies of Kyoto negotiations?</u>
CLIM	86.2001	<i>Claudia KEMFERT</i> (liii): <u>Economic Impact Assessment of Alternative Climate Policy Strategies</u>
CLIM	87.2001	<i>Cesare DOSI and Michele MORETTO</i> : <u>Global Warming and Financial Umbrellas</u>
ETA	88.2001	<i>Elena BONTEMPI, Alessandra DEL BOCA, Alessandra FRANZOSI, Marzio GALEOTTI and Paola ROTA</i> : <u>Capital Heterogeneity: Does it Matter? Fundamental Q and Investment on a Panel of Italian Firms</u>
ETA	89.2001	<i>Efrem CASTELNUOVO and Paolo SURICO</i> : <u>Model Uncertainty, Optimal Monetary Policy and the Preferences of the Fed</u>
CLIM	90.2001	<i>Umberto CIORBA, Alessandro LANZA and Francesco PAULI</i> : <u>Kyoto Protocol and Emission Trading: Does the US Make a Difference?</u>
CLIM	91.2001	<i>ZhongXiang ZHANG and Lucas ASSUNCAO</i> : <u>Domestic Climate Policies and the WTO</u>
SUST	92.2001	<i>Anna ALBERINI, Alan KRUPNICK, Maureen CROPPER, Nathalie SIMON and Joseph COOK</i> (lii): <u>The Willingness to Pay for Mortality Risk Reductions: A Comparison of the United States and Canada</u>
SUST	93.2001	<i>Riccardo SCARPA, Guy D. GARROD and Kenneth G. WILLIS</i> (lii): <u>Valuing Local Public Goods with Advanced Stated Preference Models: Traffic Calming Schemes in Northern England</u>
CLIM	94.2001	<i>Ming CHEN and Larry KARP</i> : <u>Environmental Indices for the Chinese Grain Sector</u>
CLIM	95.2001	<i>Larry KARP and Jiangfeng ZHANG</i> : <u>Controlling a Stock Pollutant with Endogenous Investment and Asymmetric Information</u>
ETA	96.2001	<i>Michele MORETTO and Gianpaolo ROSSINI</i> : <u>On the Opportunity Cost of Nontradable Stock Options</u>
SUST	97.2001	<i>Elisabetta STRAZZERA, Margarita GENIUS, Riccardo SCARPA and George HUTCHINSON</i> : <u>The Effect of Protest Votes on the Estimates of Willingness to Pay for Use Values of Recreational Sites</u>
NRM	98.2001	<i>Frédéric BROCHIER, Carlo GIUPPONI and Alberto LONGO</i> : <u>Integrated Coastal Zone Management in the Venice Area – Perspectives of Development for the Rural Island of Sant’Erasmus</u>
NRM	99.2001	<i>Frédéric BROCHIER, Carlo GIUPPONI and Julie SORS</i> : <u>Integrated Coastal Management in the Venice Area – Potentials of the Integrated Participatory Management Approach</u>
NRM	100.2001	<i>Frédéric BROCHIER and Carlo GIUPPONI</i> : <u>Integrated Coastal Zone Management in the Venice Area – A Methodological Framework</u>
PRIV	101.2001	<i>Enrico C. PEROTTI and Luc LAEVEN</i> : <u>Confidence Building in Emerging Stock Markets</u>
CLIM	102.2001	<i>Barbara BUCHNER, Carlo CARRARO and Igor CERSOSIMO</i> : <u>On the Consequences of the U.S. Withdrawal from the Kyoto/Bonn Protocol</u>
SUST	103.2001	<i>Riccardo SCARPA, Adam DRUCKER, Simon ANDERSON, Nancy FERRAES-EHUAN, Veronica GOMEZ, Carlos R. RISOPATRON and Olga RUBIO-LEONEL</i> : <u>Valuing Animal Genetic Resources in Peasant Economies: The Case of the Box Keken Creole Pig in Yucatan</u>
SUST	104.2001	<i>R. SCARPA, P. KRISTJANSON, A. DRUCKER, M. RADENY, E.S.K. RUTO, and J.E.O. REGE</i> : <u>Valuing Indigenous Cattle Breeds in Kenya: An Empirical Comparison of Stated and Revealed Preference Value Estimates</u>
SUST	105.2001	<i>Clemens B.A. WOLLNY</i> : <u>The Need to Conserve Farm Animal Genetic Resources Through Community-Based Management in Africa: Should Policy Makers be Concerned?</u>
SUST	106.2001	<i>J.T. KARUGIA, O.A. MWAI, R. KAITHO, Adam G. DRUCKER, C.B.A. WOLLNY and J.E.O. REGE</i> : <u>Economic Analysis of Crossbreeding Programmes in Sub-Saharan Africa: A Conceptual Framework and Kenyan Case Study</u>
SUST	107.2001	<i>W. AYALEW, J.M. KING, E. BRUNS and B. RISCHKOWSKY</i> : <u>Economic Evaluation of Smallholder Subsistence Livestock Production: Lessons from an Ethiopian Goat Development Program</u>

SUST	108.2001	<i>Gianni CICALA, Elisabetta D'ERCOLE and Davide MARINO: <u>Valuing Farm Animal Genetic Resources by Means of Contingent Valuation and a Bio-Economic Model: The Case of the Pentro Horse</u></i>
SUST	109.2001	<i>Clem TISDELL: <u>Socioeconomic Causes of Loss of Animal Genetic Diversity: Analysis and Assessment</u></i>
SUST	110.2001	<i>M.A. JABBAR and M.L. DIEDHOU: <u>Does Breed Matter to Cattle Farmers and Buyers? Evidence from West Africa</u></i>
SUST	1.2002	<i>K. TANO, M.D. FAMINOW, M. KAMUANGA and B. SWALLOW: <u>Using Conjoint Analysis to Estimate Farmers' Preferences for Cattle Traits in West Africa</u></i>
ETA	2.2002	<i>Efrem CASTELNUOVO and Paolo SURICO: <u>What Does Monetary Policy Reveal about Central Bank's Preferences?</u></i>
WAT	3.2002	<i>Duncan KNOWLER and Edward BARBIER: <u>The Economics of a "Mixed Blessing" Effect: A Case Study of the Black Sea</u></i>
CLIM	4.2002	<i>Andreas LÖSCHEL: <u>Technological Change in Economic Models of Environmental Policy: A Survey</u></i>
VOL	5.2002	<i>Carlo CARRARO and Carmen MARCHIORI: <u>Stable Coalitions</u></i>
CLIM	6.2002	<i>Marzio GALEOTTI, Alessandro LANZA and Matteo MANERA: <u>Rockets and Feathers Revisited: An International Comparison on European Gasoline Markets</u></i>
ETA	7.2002	<i>Effrosyni DIAMANTOUDI and Eftichios S. SARTZETAKIS: <u>Stable International Environmental Agreements: An Analytical Approach</u></i>
KNOW	8.2002	<i>Alain DESDOIGTS: <u>Neoclassical Convergence Versus Technological Catch-up: A Contribution for Reaching a Consensus</u></i>
NRM	9.2002	<i>Giuseppe DI VITA: <u>Renewable Resources and Waste Recycling</u></i>
KNOW	10.2002	<i>Giorgio BRUNELLO: <u>Is Training More Frequent when Wage Compression is Higher? Evidence from 11 European Countries</u></i>
ETA	11.2002	<i>Mordecai KURZ, Hehui JIN and Maurizio MOTOLESE: <u>Endogenous Fluctuations and the Role of Monetary Policy</u></i>
KNOW	12.2002	<i>Reyer GERLAGH and Marjan W. HOFKES: <u>Escaping Lock-in: The Scope for a Transition towards Sustainable Growth?</u></i>
NRM	13.2002	<i>Michele MORETTO and Paolo ROSATO: <u>The Use of Common Property Resources: A Dynamic Model</u></i>
CLIM	14.2002	<i>Philippe QUIRION: <u>Macroeconomic Effects of an Energy Saving Policy in the Public Sector</u></i>
CLIM	15.2002	<i>Roberto ROSON: <u>Dynamic and Distributional Effects of Environmental Revenue Recycling Schemes: Simulations with a General Equilibrium Model of the Italian Economy</u></i>
CLIM	16.2002	<i>Francesco RICCI (I): <u>Environmental Policy Growth when Inputs are Differentiated in Pollution Intensity</u></i>
ETA	17.2002	<i>Alberto PETRUCCI: <u>Devaluation (Levels versus Rates) and Balance of Payments in a Cash-in-Advance Economy</u></i>
Coalition Theory Network	18.2002	<i>László Á. KÓCZY (liv): <u>The Core in the Presence of Externalities</u></i>
Coalition Theory Network	19.2002	<i>Steven J. BRAMS, Michael A. JONES and D. Marc KILGOUR (liv): <u>Single-Peakedness and Disconnected Coalitions</u></i>
Coalition Theory Network	20.2002	<i>Guillaume HAERINGER (liv): <u>On the Stability of Cooperation Structures</u></i>
NRM	21.2002	<i>Fausto CAVALLARO and Luigi CIRAULO: <u>Economic and Environmental Sustainability: A Dynamic Approach in Insular Systems</u></i>
CLIM	22.2002	<i>Barbara BUCHNER, Carlo CARRARO, Igor CERSOSIMO and Carmen MARCHIORI: <u>Back to Kyoto? US Participation and the Linkage between R&D and Climate Cooperation</u></i>
CLIM	23.2002	<i>Andreas LÖSCHEL and ZhongXIANG ZHANG: <u>The Economic and Environmental Implications of the US Repudiation of the Kyoto Protocol and the Subsequent Deals in Bonn and Marrakech</u></i>
ETA	24.2002	<i>Marzio GALEOTTI, Louis J. MACCINI and Fabio SCHIANTARELLI: <u>Inventories, Employment and Hours</u></i>
CLIM	25.2002	<i>Hannes EGLI: <u>Are Cross-Country Studies of the Environmental Kuznets Curve Misleading? New Evidence from Time Series Data for Germany</u></i>
ETA	26.2002	<i>Adam B. JAFFE, Richard G. NEWELL and Robert N. STAVINS: <u>Environmental Policy and Technological Change</u></i>
SUST	27.2002	<i>Joseph C. COOPER and Giovanni SIGNORELLO: <u>Farmer Premiums for the Voluntary Adoption of Conservation Plans</u></i>
SUST	28.2002	<i>The ANSEA Network: <u>Towards An Analytical Strategic Environmental Assessment</u></i>
KNOW	29.2002	<i>Paolo SURICO: <u>Geographic Concentration and Increasing Returns: a Survey of Evidence</u></i>
ETA	30.2002	<i>Robert N. STAVINS: <u>Lessons from the American Experiment with Market-Based Environmental Policies</u></i>
NRM	31.2002	<i>Carlo GIUPPONI and Paolo ROSATO: <u>Multi-Criteria Analysis and Decision-Support for Water Management at the Catchment Scale: An Application to Diffuse Pollution Control in the Venice Lagoon</u></i>
NRM	32.2002	<i>Robert N. STAVINS: <u>National Environmental Policy During the Clinton Years</u></i>
KNOW	33.2002	<i>A. SOUBEYRAN and H. STAHN : <u>Do Investments in Specialized Knowledge Lead to Composite Good Industries?</u></i>
KNOW	34.2002	<i>G. BRUNELLO, M.L. PARISI and Daniela SONEDDA: <u>Labor Taxes, Wage Setting and the Relative Wage Effect</u></i>
CLIM	35.2002	<i>C. BOEMARE and P. QUIRION (lv): <u>Implementing Greenhouse Gas Trading in Europe: Lessons from Economic Theory and International Experiences</u></i>

CLIM	36.2002	<i>T. TIETENBERG</i> (lv): <u>The Tradable Permits Approach to Protecting the Commons: What Have We Learned?</u>
CLIM	37.2002	<i>K. REHDANZ and R.J.S. TOL</i> (lv): <u>On National and International Trade in Greenhouse Gas Emission Permits</u>
CLIM	38.2002	<i>C. FISCHER</i> (lv): <u>Multinational Taxation and International Emissions Trading</u>
SUST	39.2002	<i>G. SIGNORELLO and G. PAPPALARDO</i> : <u>Farm Animal Biodiversity Conservation Activities in Europe under the Framework of Agenda 2000</u>
NRM	40.2002	<i>S. M. CAVANAGH, W. M. HANEMANN and R. N. STAVINS</i> : <u>Muffled Price Signals: Household Water Demand under Increasing-Block Prices</u>
NRM	41.2002	<i>A. J. PLANTINGA, R. N. LUBOWSKI and R. N. STAVINS</i> : <u>The Effects of Potential Land Development on Agricultural Land Prices</u>
CLIM	42.2002	<i>C. OHL</i> (lvi): <u>Inducing Environmental Co-operation by the Design of Emission Permits</u>
CLIM	43.2002	<i>J. EYCKMANS, D. VAN REGEMORTER and V. VAN STEENBERGHE</i> (lvi): <u>Is Kyoto Fatally Flawed? An Analysis with MacGEM</u>
CLIM	44.2002	<i>A. ANTOCI and S. BORGHESI</i> (lvi): <u>Working Too Much in a Polluted World: A North-South Evolutionary Model</u>
ETA	45.2002	<i>P. G. FREDRIKSSON, Johan A. LIST and Daniel MILLIMET</i> (lvi): <u>Chasing the Smokestack: Strategic Policymaking with Multiple Instruments</u>
ETA	46.2002	<i>Z. YU</i> (lvi): <u>A Theory of Strategic Vertical DFI and the Missing Pollution-Haven Effect</u>
SUST	47.2002	<i>Y. H. FARZIN</i> : <u>Can an Exhaustible Resource Economy Be Sustainable?</u>
SUST	48.2002	<i>Y. H. FARZIN</i> : <u>Sustainability and Hamiltonian Value</u>
KNOW	49.2002	<i>C. PIGA and M. VIVARELLI</i> : <u>Cooperation in R&D and Sample Selection</u>
Coalition Theory Network	50.2002	<i>M. SERTEL and A. SLINKO</i> (liv): <u>Ranking Committees, Words or Multisets</u>
Coalition Theory Network	51.2002	<i>Sergio CURRARINI</i> (liv): <u>Stable Organizations with Externalities</u>
ETA	52.2002	<i>Robert N. STAVINS</i> : <u>Experience with Market-Based Policy Instruments</u>
ETA	53.2002	<i>C.C. JAEGER, M. LEIMBACH, C. CARRARO, K. HASSELMANN, J.C. HOURCADE, A. KEELER and R. KLEIN</i> (liii): <u>Integrated Assessment Modeling: Modules for Cooperation</u>
CLIM	54.2002	<i>Scott BARRETT</i> (liii): <u>Towards a Better Climate Treaty</u>
ETA	55.2002	<i>Richard G. NEWELL and Robert N. STAVINS</i> : <u>Cost Heterogeneity and the Potential Savings from Market-Based Policies</u>
SUST	56.2002	<i>Paolo ROSATO and Edi DEFRANCESCO</i> : <u>Individual Travel Cost Method and Flow Fixed Costs</u>
SUST	57.2002	<i>Vladimir KOTOV and Elena NIKITINA</i> (lvii): <u>Reorganisation of Environmental Policy in Russia: The Decade of Success and Failures in Implementation of Perspective Quests</u>
SUST	58.2002	<i>Vladimir KOTOV</i> (lvii): <u>Policy in Transition: New Framework for Russia's Climate Policy</u>
SUST	59.2002	<i>Fanny MISSFELDT and Arturo VILLAVICENCO</i> (lvii): <u>How Can Economies in Transition Pursue Emissions Trading or Joint Implementation?</u>
VOL	60.2002	<i>Giovanni DI BARTOLOMEO, Jacob ENGWERDA, Joseph PLASMANS and Bas VAN AARLE</i> : <u>Staying Together or Breaking Apart: Policy-Makers' Endogenous Coalitions Formation in the European Economic and Monetary Union</u>

- (xlii) This paper was presented at the International Workshop on "Climate Change and Mediterranean Coastal Systems: Regional Scenarios and Vulnerability Assessment" organised by the Fondazione Eni Enrico Mattei in co-operation with the Istituto Veneto di Scienze, Lettere ed Arti, Venice, December 9-10, 1999.
- (xliii) This paper was presented at the International Workshop on "Voluntary Approaches, Competition and Competitiveness" organised by the Fondazione Eni Enrico Mattei within the research activities of the CAVA Network, Milan, May 25-26, 2000.
- (xliv) This paper was presented at the International Workshop on "Green National Accounting in Europe: Comparison of Methods and Experiences" organised by the Fondazione Eni Enrico Mattei within the Concerted Action of Environmental Valuation in Europe (EVE), Milan, March 4-7, 2000
- (xlv) This paper was presented at the International Workshop on "New Ports and Urban and Regional Development. The Dynamics of Sustainability" organised by the Fondazione Eni Enrico Mattei, Venice, May 5-6, 2000.
- (xlvii) This paper was presented at the Sixth Meeting of the Coalition Theory Network organised by the Fondazione Eni Enrico Mattei and the CORE, Université Catholique de Louvain, Louvain-la-Neuve, Belgium, January 26-27, 2001
- (xlviii) This paper was presented at the RICAMARE Workshop "Socioeconomic Assessments of Climate Change in the Mediterranean: Impact, Adaptation and Mitigation Co-benefits", organised by the Fondazione Eni Enrico Mattei, Milan, February 9-10, 2001
- (xlviii) This paper was presented at the International Workshop "Trade and the Environment in the Perspective of the EU Enlargement", organised by the Fondazione Eni Enrico Mattei, Milan, May 17-18, 2001
- (xlix) This paper was presented at the International Conference "Knowledge as an Economic Good", organised by Fondazione Eni Enrico Mattei and The Beijer International Institute of Environmental Economics, Palermo, April 20-21, 2001
- (l) This paper was presented at the Workshop "Growth, Environmental Policies and Sustainability" organised by the Fondazione Eni Enrico Mattei, Venice, June 1, 2001
- (li) This paper was presented at the Fourth Toulouse Conference on Environment and Resource Economics on "Property Rights, Institutions and Management of Environmental and Natural Resources", organised by Fondazione Eni Enrico Mattei, IDEI and INRA and sponsored by MATE, Toulouse, May 3-4, 2001
- (lii) This paper was presented at the International Conference on "Economic Valuation of Environmental Goods", organised by Fondazione Eni Enrico Mattei in cooperation with CORILA, Venice, May 11, 2001
- (liii) This paper was circulated at the International Conference on "Climate Policy – Do We Need a New Approach?", jointly organised by Fondazione Eni Enrico Mattei, Stanford University and Venice International University, Isola di San Servolo, Venice, September 6-8, 2001
- (liv) This paper was presented at the Seventh Meeting of the Coalition Theory Network organised by the Fondazione Eni Enrico Mattei and the CORE, Université Catholique de Louvain, Venice, Italy, January 11-12, 2002
- (lv) This paper was presented at the First Workshop of the Concerted Action on Tradable Emission Permits (CATEP) organised by the Fondazione Eni Enrico Mattei, Venice, Italy, December 3-4, 2001
- (lvi) This paper was presented at the ESF EURESCO Conference on Environmental Policy in a Global Economy "The International Dimension of Environmental Policy", organised with the collaboration of the Fondazione Eni Enrico Mattei, Acquafredda di Maratea, October 6-11, 2001
- (lvii) This paper was presented at the First Workshop of "CFEWE – Carbon Flows between Eastern and Western Europe", organised by the Fondazione Eni Enrico Mattei and Zentrum für Europäische Integrationsforschung (ZEI), Milan, July 5-6, 2001

2002 SERIES

CLIM	<i>Climate Change Modelling and Policy</i> (Editor: Marzio Galeotti)
VOL	<i>Voluntary and International Agreements</i> (Editor: Carlo Carraro)
SUST	<i>Sustainability Indicators and Environmental Evaluation</i> (Editor: Carlo Carraro)
NRM	<i>Natural Resources Management</i> (Editor: Carlo Giupponi)
KNOW	<i>Knowledge, Technology, Human Capital</i> (Editor: Dino Pinelli)
MGMT	<i>Corporate Sustainable Management</i> (Editor: Andrea Marsanich)
PRIV	<i>Privatisation, Regulation, Antitrust</i> (Editor: Bernardo Bortolotti)