

Kurz, Mordecai; Jin, Hehui; Motolese, Maurizio

Working Paper

Endogenous fluctuations and the role of monetary policy

Nota di Lavoro, No. 11.2002

Provided in Cooperation with:

Fondazione Eni Enrico Mattei (FEEM)

Suggested Citation: Kurz, Mordecai; Jin, Hehui; Motolese, Maurizio (2002) : Endogenous fluctuations and the role of monetary policy, Nota di Lavoro, No. 11.2002, Fondazione Eni Enrico Mattei (FEEM), Milano

This Version is available at:

<https://hdl.handle.net/10419/119620>

Standard-Nutzungsbedingungen:

Die Dokumente auf EconStor dürfen zu eigenen wissenschaftlichen Zwecken und zum Privatgebrauch gespeichert und kopiert werden.

Sie dürfen die Dokumente nicht für öffentliche oder kommerzielle Zwecke vervielfältigen, öffentlich ausstellen, öffentlich zugänglich machen, vertreiben oder anderweitig nutzen.

Sofern die Verfasser die Dokumente unter Open-Content-Lizenzen (insbesondere CC-Lizenzen) zur Verfügung gestellt haben sollten, gelten abweichend von diesen Nutzungsbedingungen die in der dort genannten Lizenz gewährten Nutzungsrechte.

Terms of use:

Documents in EconStor may be saved and copied for your personal and scholarly purposes.

You are not to copy documents for public or commercial purposes, to exhibit the documents publicly, to make them publicly available on the internet, or to distribute or otherwise use the documents in public.

If the documents have been made available under an Open Content Licence (especially Creative Commons Licences), you may exercise further usage rights as specified in the indicated licence.



Fondazione Eni Enrico Mattei

Endogenous Fluctuations and the Role of Monetary Policy

Mordecai Kurz*, Hehui Jin* and
Maurizio Motolese**

NOTA DI LAVORO 11.2002

JANUARY 2002

ETA - Economic Theory and Applications

*Stanford University

**Catholic University of Milan

This paper can be downloaded without charge at:

The Fondazione Eni Enrico Mattei Note di Lavoro Series Index:
http://www.feem.it/web/activ/_activ.html

Social Science Research Network Electronic Paper Collection:
<http://papers.ssrn.com/abstract=XXXXXX>

Fondazione Eni Enrico Mattei
Corso Magenta, 63, 20123 Milano, tel. +39/02/52036934 – fax +39/02/52036946
E-mail: letter@feem.it
C.F. 97080600154

SUMMARY

This paper studies the dynamic volatility properties of a monetary economy in which agents hold Rational Beliefs (see Kurz (1994), (1997)) rather than Rational Expectations. Except for this feature the examined Rational Belief Equilibrium (in short, RBE) is entirely standard: markets are competitive, prices are flexible and all information is symmetric. The paper demonstrates

a) The RBE paradigm offers an integrated theory of real and financial volatility with a high volume of trade. Most volatility in an RBE is induced endogenously through the beliefs of agents.

b) Although our RBE assumes *fully competitive* markets in which *prices are fully flexible*, the diverse expectations of agents can explain most of the familiar features of monetary equilibria. This includes, money non-neutrality, Phillips curve and impulse response functions with respect to monetary shocks.

c) Agents with diverse but inconsistent beliefs may induce socially undesirable excess fluctuations even when the allocation is ex-ante Pareto optimal. Central bank policy should aim to reduce the endogenous component of this volatility.

CONTENTS

	Introduction	1
1.	The economic environment	8
2.	A rational belief equilibrium	16
3.	What is the rationale for and object of monetary policy?	37
	References	40

Endogenous Fluctuations and the Role of Monetary Policy¹

by

Mordecai Kurz, Stanford University,

with

Hehui Jin, Stanford University and Maurizio Motolese, Catholic University of Milan

November 5, 2001

Introduction

Why is monetary policy a desirable social tool and why is public action in this area justified? The controversial nature of the question arises from the fact that any answer is linked to two related questions: why does a competitive market economy experience excess fluctuations and why is money non-neutral? Hence, a theory of stabilizing monetary policy needs to provide a *unified* explanation of why our economy experiences fluctuations and why monetary policy can have an impact on these fluctuations.

In a sequence of earlier papers we have argued that most volatility in financial markets is caused by the beliefs of agents (see Kurz (1997), (1997a), Kurz-Schneider (1996), Kurz-Beltratti (1997), Kurz-Motolese (2001)). Using the theory of Rational Belief Equilibrium (henceforth, RBE; see Kurz (1994), (1997)), these papers introduced a unified model which explains, simultaneously, a list of financial phenomena regarded as “anomalies”. The model’s key feature is the heterogeneity of agent’s beliefs. At any time an agent may be a “bull” who is rational but optimistic about future capital gains, or a “bear” who is rational but pessimistic about such gains. Phenomena, such as the Equity Premium Puzzle, are then explained by the fact that pessimistic “bears” who aim to avoid capital losses drive interest rates low and the equity premium high (for a unified treatment see Kurz

¹ This research was supported by a grant of the Smith Richardson Foundation to the Stanford Institute for Economic Policy Research (SIEPR). We thank Kenneth Judd for constant advice which was crucial at several points in the development of this work. We thank Peter Hammond, Felix Kubler and Carsten Nielsen for many insightful conversations regarding the content and methods of this paper. We also thank Arturo Ricardo Gonzalez de la Mota, Albert Chun and Peyron Law for detailed comments on an earlier draft and for assistance in preparing the data in the Introduction. We are pleased to honor Ned Phelps whose work has anticipated some of the developments in this paper.

and Motolese (2001)). The RBE theory was used by Kurz (1997b) to explain the Forward Discount Bias in foreign exchange markets; by Garmaise (1998) to explain the capital structure of firms and by Wu (2001) to study speculation and trading volume in asset markets. The present paper initiates our application of the RBE theory to the study of endogenous fluctuations in a monetary economy and to an examination of the implied role of monetary policy.

The idea that diverse expectations is important in an equilibrium analysis is not new to economics. Diverse beliefs in financial markets are a central component of Thornton's (1802) view of paper money and financial markets. Expectations are mentioned often in Keynes (1936) although he never developed a formal theory of individual beliefs. Market expectations are central to "cumulative movements" in Pigou (see, Pigou's (1941), Chapter VI) and expectations are basic to the process of deviations from a stationary equilibrium in the Swedish school (e.g. see Myrdal's view of money in Myrdal (1939), chapter III). Also, the concept of "subjective values" based on diverse expectations is a cornerstone of Lindahl's (1939) theory of money and capital. Finally, diverse expectations is generic to an Arrow-Debreu or a Radner equilibrium.

As this work is dedicated to Ned Phelps we observe that Phelps stressed often the importance of expectations. In accord with a Bayesian perspective he saw expectations as subjective models expressing the agent's interpretation of information and needing a dynamic updating which would lead to some concept of equilibrium. Although attracted by the simplicity of the single belief model, he realized its lack of realism, but more important, its failure to capture the component of volatility induced by the interaction of heterogeneous expectations. More specifically, in evaluating the impact of rational expectations, Frydman and Phelps (1983) stress the importance of diverse beliefs. They justify their position on the ground that any theory with uniform market beliefs of agents is fundamentally non-robust, saying (page 26)

...But once the theoretical door is opened to one or more hypotheses of optimality in the expectations formation of the individual agents, the implied behavior of the (otherwise identical) model is often found to be wrenched into directions far from the behavior implied by the rational expectations hypothesis. In short, Pandora's box of disequilibrium behavior is opened up.

The theory of Rational Beliefs (RB, in short) provides an analytical framework and a vocabulary for these ideas. It shows that the interaction of beliefs act as a propagation mechanism generating volatility endogenously. The component of social risk generated by the distribution of beliefs is

called “Endogenous Uncertainty.” Although RB generalize the concept of rational expectations, the RBE theory reveals that, as Frydman and Phelps (1983) conjectured, an economy with diverse beliefs behaves drastically different from an economy with a single, uniform, belief.

On the Diversity of Rational Beliefs

Table 1 presents, as an example, forecasts of GNP growth and inflation made in January 1991 for all of 1991 by participants in the *Blue Chip Economic Indicators*. About half of the

Table 1: Blue Chip Forecasts of GNP Growth and Inflation for 1991

January 1991 Forecast for 1991	Forecasted Percent Change	
	Real GNP	GNP Price Deflator
Sears Roebuck & Co.	1.6H	4.2
Amhold & S. Bleichroeder	1.2	4.8
Prudential Bache	1.2	3.3L
Chicago Corporation	1.1	4.1
Bostian Economic Research	1.0	4.0
Fairmodel	1.0	3.7
Cahners Economics	0.9	4.3
Wayne Hummer & Co. - Chicago	0.8	4.3
Nat'l. City Bank of Cleveland	0.7	4.6
Inforum - Univ. of Maryland	0.7	3.8
CRT Government Securities	0.6	4.0
Dun & Bradstreet	0.6	4.0
Conference Board	0.5	4.7
Econoclast	0.5	4.0
First National Bank of Chicago	0.5	3.8
Univ. of Michigan M.Q.E.M.	0.4	4.7
Manufacturers Natl. Bank - Detroit	0.3	4.5
Turning Points (Micrometrics)	0.2	4.3
Brown Brothers Harriman	0.2	4.0
Dean Witter Reynolds, Inc.	0.1	4.0
LaSalle National Bank	0.1	3.6
Northern Trust Company	0.0	4.3
Evans Economics	0.0	4.0
Morris Cohen & Associates	-0.1	5.0H
Prudential Insurance Co.	-0.1	4.5
Chrysler Corporation	-0.1	4.1
Econoviews International Inc.	-0.1	3.9
U.S. Trust Co.	-0.2	4.3
Reeder Associates (Charles)	-0.3	4.9
Siff, Oakley, Marks, Inc.	-0.3	4.8
Morgan Stanley & Co.	-0.3	4.7
Eggert Economic Enterprises, Inc.	-0.3	3.9
CoreStates Financial Corp.	-0.4	4.3
Mortgage Bankers Assn. of America	-0.4	4.3
Bank of America	-0.4	3.6
E.I. Du Pont de Nemours & Co.	-0.5	4.8
National Assn. of Home Builders	-0.5	4.5
Metropolitan Life Insurance Co.	-0.5	4.5
Ford Motor Company	-0.6	4.6
Chase Manhattan Bank	-0.6	4.0
U.S. Chamber of Commerce	-0.7	5.0H
Manufacturers Hanover Trust Co.	-0.7	4.4
Bankers Trust Co.	-0.7	4.4
Laurence H. Meyer & Assoc.	-0.7	4.0
Security Pacific Nat'l. Bank	-0.7	4.0
PNC Financial Corp.	-0.9	4.3
UCLA Business Forecast	-0.9	4.2
Merrill Lynch	-1.1	4.4
Georgia State University	-1.1	3.6
Equitable Life Assurance	-1.2	4.7
Morgan Guaranty Trust Co.	-1.2	3.8
Shawmut National Corp.	-1.3L	4.0

forecasters predicted at that time that 1991 will be a recession year and the other half disagreed.

The actual growth rate in 1991 was -.5% and the inflation rate 3.6%. Now, placing ourselves in

January 1991, suppose we make a stationary econometric forecast of GNP growth without non-stationary judgments about the unique conditions prevailing in 1991. We used a model of Stock and Watson (1999a), (1999b), (2001), estimated by employing a combination of diffusion indexes, averaged bivariate VAR forecasts and utilizing a large number of U.S. time series. All non-judgmental stationary forecasts of GNP turned out to be *higher than most of the private forecasts*.

Figure 1 presents the distribution of private forecasts of GDP growth rates in 1990 - 2001. These forecasts were made in each quarter for GDP growth over the full year *following the year of the forecast*. Hence, in each quarter of a given year the four forecasts are made for the *same year*. For example, in March, June, September and December of 1994 individual forecasts are for the full

FIGURE 1: DISTRIBUTION OF PRIVATE FORECASTS OF GDP GROWTH

year 1995. Figure 1 exhibits the 5th percentile and the 95th percentile of the forecast distribution in each quarter and the horizontal bars show the realization of GDP growth a year later. For example, the bar in 1999 exhibits the growth rate realized in 2000 and forecasted in each of the four quarters of 1999. The stationary forecasts (not shown) are narrowly distributed just below 3%: in some periods private forecasts are above and in other periods they are below the stationary forecasts.

The empirical record thus reveals wide fluctuations of individual forecasts of variables about which there is no private information. Moreover, individual forecasts fluctuate over time around the stationary forecasts showing no sign of convergence to these non-discretionary stationary forecasts. So, how does the theory of Rational Beliefs explain these facts?

An account of the RB theory may be found in Kurz (1997) or Kurz and Motolese (2001). Here we briefly explain that the RB theory *assumes* that agents do not know the true probability underlying the equilibrium process but they have a great deal of past data about the observable variables in the economy. Using past data agents compute the empirical distribution and construct from it a probability measure over infinite sequences of observable variables. It can be shown that this probability is stationary and hence *agents do not disagree about the stationary forecasts*. Since the true equilibrium process is not known and is likely to be non-stationary, agents who believe the process to be non-stationary construct their own subjective probability models. A *Rational Belief* is then a probability over infinite sequences of observables, perhaps non-stationary, which cannot be

contradicted by the empirical evidence. More specifically, if one uses an RB to simulate the data of the economy it will reproduce the known empirical distribution of equilibrium observables. An RB may, at times, exhibit “optimism” or “pessimism” relative to the stationary forecasts but it would be irrational to forecast *at all dates* above or below the stationary forecasts. That is, rationality requires the RB forecasts to be compatible with the stationary forecasts: the time average of the conditional forecasts must be equal to the conditional stationary forecasts. It is a theorem that non-stationary Rational Beliefs act as in the data: conditional upon given observables, the forecasts fluctuate over time around the stationary forecast with no tendency of convergence. In short, the RB theory proposes that the forecasts in Table 1 and Figure 1 are made by agents who do not believe the dynamics of the economy is stationary. They use their own models, combining past data with subjective assessment of the unique conditions prevailing in the market at each date.

The purpose of this paper is to study the implications of RBE to the dynamics of monetary economies and hence we assume that agents hold RB, not rational expectations. We examine how much of standard results of monetary analysis can be generated by an RBE in comparison with assumptions employed in other monetary models. It would thus be helpful to briefly clarify our assumptions in relation to other current work on economic fluctuations and monetary economics.

Our Assumptions in Relation to the Literature

(i) *Technological shocks and investments.* Traditional Real Business Cycle (RBC) models used the Solow residual as a measure of technological shocks. However, empirical evidence revealed that this measure depends upon endogenous variables such as capacity utilization (e.g. Greenwood, Hercowitz and Huffman (1988), Burnside, Eichenbaum and Rebelo (1995) and Basu (1996)). Computational limitations preclude us from introducing endogenous capacity utilization and we focus only on the sign and size of productivity shocks. We agree with the critique of most writers (e.g. Summers (1986) and Eichenbaum (1991)) that exogenous technological shocks constitute a small fraction of the Solow residual and negative technological shocks are unjustified.² We thus conclude that the observed data of economic fluctuations cannot be explained by an exogenous

² In a recent paper Cole and Ohanian (2000) argue that the Great Depression resulted from a cumulative 15% negative technological shock to the U.S. economy during 1929-1932. We cannot support such a conclusion.

process of non-negative productivity shocks with small variance. For examples of alternative approaches within the RBC tradition see Wen (1998a),(1998b) and King and Rebelo (1999).

We assume *a very small variance* of the exogenous technological shocks but explicitly incorporate an investment goods sector, which transforms consumption goods into capital goods (“machines”), to model the uncertainty associated with the outcome of new investments. The output of the investment sector is stochastic hence investment decisions must be based on the assessment of this risk. The investment sector itself is very simple, consisting of two projects that vary in productivity depending upon specified random shocks. We then investigate the impact of the distribution of beliefs on aggregate fluctuations of investments, outputs and prices.

(ii) *Asymmetric information.* In a Rational Expectations Equilibrium (henceforth, REE) the study of monetary policy focused, at the early stages, on the effects of informational asymmetries. Lucas’ (1972) argued that money has real effect because people confuse changes in price level for changes in relative prices. By implication, monetary policy has a real effect only when it is unanticipated. Empirical evidence has not supported this conclusion (see, for example, Mishkin (1982)), revealing that both anticipated as well as unanticipated changes in money have real effects. In an RBE agents hold different conditional probabilities and arrive at different conclusions when they condition on current information. That is, *agents interpret current information differently*. Hence, even fully observed monetary shocks could be interpreted differently by agents and money non-neutrality is implied (for earlier work, see Motolese (2000), (2001)). Focusing here on the effects of beliefs we thus assume in this paper *that there is no asymmetric information*.

(iii) *Sticky prices, monopolistic competition and credit.* The *Dynamic New Keynesian Theory* (DNK) has developed an integrated view of monetary equilibrium. It is erected on two basic assumptions: (1) The market consists of monopolistically competitive firms that are price setters, and (2) prices are “sticky” due to the existence of long term contracts (e.g. Taylor (1980), Calvo (1983), Yun (1996), Goodfriend and King (1997), Clarida, Gali, and Gertler (1999), Rotemberg and Woodford (1999), Woodford (1999), (2000), (2001a), (2001b)). Many authors work with Calvo’s (1983) idealization where at any date only a fraction of firms are “allowed” to change prices. In

such an economy the object of monetary policy is to restore efficiency by countering the negative effect of price rigidity. Although the DNK offers a unified perspective of monetary policy, the model of sticky prices explains very little of the observed volatility in our economy and we shall thus not adopt any of the assumptions of the DNK. Our RBE is an equilibrium of an economy which is *fully competitive* in which *prices are fully flexible*. In doing so we are not rejecting the proposition that some money non-neutrality is due to wage or price rigidity and such rigidity has important policy implications. Moreover, some recent versions of the DNK model propose that an important effect of monetary policy operates through its impact on the availability of credit to borrowing firms. Bernanke and Gertler (1989), Bernanke Gertler and Gilchrist (1999), and Calstrom and Fuerst (1997) argue that fluctuations in the return to capital and in asset prices alter the collateral available to borrowers, generating an amplification which they call a “Financial Accelerator.” Although we agree that credit is an important component of monetary analysis, the “Financial Accelerator” above was developed under strong assumptions. We hope to incorporate in our model a credit amplification mechanism which operates under weaker assumptions.

(iv) *The rationale for monetary policy.* Most Optimal Policy models do not explain why a central bank should follow a stabilization policy. They are typically formulated as reduced form system of equations representing the private sector. The Central Bank then selects *directly* optimal inflation and GNP growth rates so as to minimize a quadratic objective. (e.g. Taylor (1993), (2000)). The *implicit* justification for stabilization policy is the view that the private allocation is not Pareto Optimal, reflected by fluctuations of the growth rate of GNP and the rate of inflation around their targets. The targets themselves are treated as Pareto Optimal states. Our objectives in this paper are very limited. We do not characterize optimal monetary policy and only use the “policy” of exogenous variations in money supply. Our modest aim is to study the impact of diverse beliefs in an RBE on the dynamics of a monetary economy. We demonstrate that the distribution of beliefs causes endogenous amplification of fluctuations and argue that Pareto optimality is not an adequate criterion for monetary policy. A preliminary view of stabilization policy is discussed in Section 3.

We thus formulate a monetary model with two infinitely lived agents and study its volatility.

We use numerical simulations to demonstrate the theoretical properties of the model but *do not attempt an accurate calibration*. To sum up our conclusions we note first that our investment model is simplistic, incorporating compromises to facilitate computations. Consequently some results are counterfactual and hence the paper offers only qualitative and conceptual results. With these qualifications stated, this paper proposes three basic perspectives:

- A. The RBE paradigm offers an integrated theory of real and financial volatility with a high volume of trade. Most volatility in an RBE is induced endogenously through the beliefs of agents.
- B. Although our RBE assumes *fully competitive* markets in which *prices are fully flexible*, the diverse expectations of agents can explain most of the familiar features of monetary equilibria. This includes, money non-neutrality, Phillips curve and impulse response functions with respect to monetary shocks.
- C. Agents with diverse but inconsistent beliefs may induce socially undesirable excess fluctuations even when the allocation is ex-ante Pareto optimal. Central bank policy should aim to reduce the endogenous component of this volatility.

1. **The Economic Environment**

The model economy has four traded goods: a consumption good, capital good, labor services and money. Agents can buy existing capital goods on the open market but new capital goods are produced by two alternative activities whose output depends upon a random shock which affects only the investments sector. The decision of how much installed capital goods to buy on the open market and how much to invest in new projects depends upon the beliefs of the agents and upon the price of capital goods. Investments are irreversible: once produced, capital goods cannot be turned back into consumption goods although they depreciate with use. There are two infinitely lived agents with utility over consumption, labor services and real money holding. These agents make all the intertemporal decisions in this economy. The income of agents consists of labor income and the income they receive from assets which they trade in competitive markets. The first asset is an ownership unit of real capital goods employed by the firms in the economy. Aggregate supply of such units equals the number of units of capital in the economy. At each date a unit of capital pays a risky dividend and has a risky return consisting of dividends and capital gains. The second asset is a one period bill which pays a riskless *nominal* return and has a zero net supply. The third asset is fiat money issued by the central bank. Under the money supply policy studied in this paper a *random* change in the money supply results in a random change in the money holding of an agent.

To avoid issues related to public budget constraint the expected growth rate of money equals the expected growth of output and the model exhibits zero long run inflation.

Competitive firms in this economy are myopic in outlook. At each date they hire labor services and rent capital from the agents who own the capital goods. They maximize current profits of producing consumer goods given the prices of consumer goods, capital goods, rental on capital and wage rate. Markets for labor and capital services are competitive. New investments are carried out directly by the two agents utilizing publicly available investment technology hence all intertemporal decisions are made by the agents while firms carry out current production.

1.1 *The Technology*

The model has two sectors. The production of consumer goods is carried out by competitive firms while the production of capital goods is carried out *directly by the agents* in their own facilities using only consumer goods as inputs. This simple nature of the capital goods sector enables us to use a rather simple notation, as follows:

P_t - price of consumption goods (the “price level”) at t ;

$\frac{P_t}{P_{t-1}} = \pi_t = 1 + \text{the rate of inflation at } t$;

K_{t-1} - real capital stock employed in the production of consumer goods at t ;

W_t^N - nominal wage at t ;

\tilde{q}_t^s - nominal price at t of a unit of capital goods installed;

$q_t^s = \frac{\tilde{q}_t^s}{P_t}$ - the real price of capital goods at t ;

L_t - labor input in the production of consumer goods at t ;

N_t - input at t , in units of consumption goods, into the production of capital goods;

Y_t - real output of consumer goods at t ;

I_t - real output of new capital goods produced by the investment technology.

Output and Productivity.

There are large number of identical competitive firms and aggregate output of consumer goods is defined by a standard production function

$$(1) \quad Y_t = A v_t (K_{t-1})^\sigma (\xi_t L_t)^{1-\sigma} \quad (\text{typically with } A = 1).$$

The productivity process $\{\xi_t, t = 1, 2, \dots\}$ is a *deterministic* trend process satisfying

$$(1a) \quad \frac{\xi_{t+1}}{\xi_t} = v^*$$

while random productivity $\{v_{t+1}, t = 1, 2, \dots\}$ is a Markov process of the form

$$(1b) \quad \log(v_{t+1}) = \lambda_v \log(v_t) + \rho_{t+1}^v, \quad \rho_t^v \sim N(0, \sigma_v^2) \text{ i.i.d.}$$

Most productivity studies set the quarterly mean rate of technological change at $v^* = 1.0045$ and this is the value we use in all our computations.

The key parameters for the traditional RBC literature are (λ_v, σ_v) set at $\lambda_v = .976, \sigma_v = .0072$ for quarterly data. Empirical evidence suggests that σ_v is a fraction of .0072 and for low values of this parameter the RBC model fails to generate volatility (see King and Rebelo [1999], Fig. 8, page 965). Accordingly, we set these parameters in our model at $\sigma = .35, \lambda_v = .976, \sigma_v = .002$.

The aggregate capital accumulation equation is defined by

$$(2) \quad K_t = (1 - \delta)K_{t-1} + I_t,$$

where δ is the rate of depreciation and I_t are new units of capital placed into production at $t+1$

(inputs on which would have been expanded at t) by the investment goods sector. Most studies set $\delta = .025$ and this is the value we use. Define $k_t = \frac{K_t}{\xi_t}, i_t = \frac{I_t}{\xi_t}, w_t = \frac{W_t^N}{\xi_t P_t}$ and $g_t = \frac{Y_t}{\xi_t}$ hence

$$(3a) \quad g_t = \frac{Y_t}{\xi_t} = A v_t L_t \left(\frac{k_{t-1}}{v^* L_t} \right)^\sigma$$

and

$$(3b) \quad k_t = (1 - \delta) \frac{k_{t-1}}{v^*} + i_t.$$

Since $q_t^s = \frac{\tilde{q}_t^s}{P_t}$ is the real price of a unit of capital, in equilibrium the real wage rate w_t and the rental rate on capital R_t are defined by the marginal productivity conditions in consumption goods

$$(4a) \quad w_t = A v_t (1 - \sigma) \left(\frac{k_{t-1}}{v^* L_t} \right)^\sigma$$

$$(4b) \quad R_t = A v_t \sigma \left(\frac{k_{t-1}}{v^* L_t} \right)^{\sigma-1} - \delta q_t^s.$$

The Investment Sector

Heterogeneity of investment activities and uncertainty in the productivity of the investment

goods sector are central features of our model. Investments embody new technologies, new products and new processes of production. Such new capacities may or may not be successfully incorporated into the economy. These reflect the fact that most new enterprises fail and significant part of investments in new technologies do not achieve their goal. Uncertainty in the production of capital goods also incorporates the risk associated with the *diversification* strategy of firms across different product lines or economic sectors. In such cases the risk reflects many different factors. For example, drilling for oil is associated with the direct risk of finding oil. The risk of building a massive network of fiber optics communication is associated with the uncertainty of future demand for such capacities, as has been recently illustrated. Since our model does not have heterogenous commodities to reflect all these risks, we introduce this uncertainty in the form of *the number of units of realized capital goods which result from an input of one unit of consumption goods.*

Optimal investment decisions depend upon expectations of returns among alternatives. Although we could have introduced a large number of investment activities, simplicity suggests that two activities would suffice to exhibit all essential features. The two constant returns to scale projects transform consumer goods into a random number of units of capital goods depending upon the realized state φ_t . The random output of the two activities is specified in the following way:

$$(5a) \text{ Technology I (M): } \text{ Input: } 1 \text{ unit of consumption good; } \text{ Output}_{t+1}^M = \kappa_{t+1}^M = d_1 + \frac{d_2 - d_1}{1 + e^{-\chi^0 \varphi_{t+1}}}$$

$$(5b) \text{ Technology II (S): } \text{ Input: } 1 \text{ unit of consumption good; } \text{ Output}_{t+1}^S = \kappa_{t+1}^S = s_1 + \frac{s_2 - s_1}{1 + e^{-\chi^0 \varphi_{t+1}}}$$

where the empirical distribution of the shock is $\varphi_t \sim N(0, \sigma_\varphi^2)$, i.i.d. The REE is defined to be the equilibrium under the belief that $\varphi_t \sim N(0, \sigma_\varphi^2)$ is the truth. In an RBE agents know that the long term frequency of the states is represented by $\varphi_t \sim N(0, \sigma_\varphi^2)$ but they do not know the true process.

We assume that relative to the distribution $\varphi_t \sim N(0, \sigma_\varphi^2)$, it is optimal to fully diversify investments *leading to a perfect hedged position and no aggregate uncertainty*³. To clarify this

³ Our assumption of the optimality of a perfect hedge is made for convenience only. It is motivated by computational ease since the perturbation method used here enables us to compute the equilibrium using the steady state as a reference point. The case where full diversification is not optimal raises only computational difficulties, not conceptual ones.

issue consider the case $d_1 = .85$, $d_2 = .95$, $s_1 = 1.05$, $s_2 = .75$, $\chi^\phi = 3$ used in most simulations in this paper. If an agent invests 1 unit with proportions ($I^M = 3/4$, $I^S = 1/4$) he ensures production of .90 units of capital *in all states*. His expected value is also .90 hence diversification is optimal. When all agents believe that $\varphi_t \sim N(0, \sigma_\varphi^2)$ is the truth, they will have a fully diversified investment portfolio with *no fluctuations in the aggregate level or realized aggregate cost of investments*.

In an economy with diverse beliefs agents do not fully diversify. They believe the mean value function of $\{\varphi_t, t = 1, 2, 3, \dots\}$ varies over time (and this is probably true) and they have subjective models about this value. Since the long term moments of φ_t are $(0, \sigma_\varphi^2)$ with 0 autocorrelation, the rationality of belief conditions require the agents' models to be statistically compatible with these facts. However, at each date they do not believe that the mean value is zero hence their optimal investment portfolio will vary depending upon these beliefs.

1.2 *The Infinitely Lived Agents*

We first introduce the following notation: for $k = 1, 2$

C_t^k - consumption of k at t ;

$\ell_t^k = 1 - L_t^k$ - leisure of k at t ;

K_t^{kd} - amount of capital stock purchases by k on the open market at t ;

K_{t-1}^k - amount of capital owned by k at t and used in production at t ;

N_t^{kM} - input (in units of consumption goods) of k in investments technology M at t ;

N_t^{kS} - input (in units of consumption goods) of k in investments technology S at t ;

$N_t^k = N_t^{kM} + N_t^{kS}$ total input of agent k in investments technology at t ;

I_t^k - total *output of new investments* (in *units of capital goods*) of k at date t ;

B_t^k - amount of one period nominal bill purchased by agent k at t ;

q_t^b - the price of a one period bill at t , which is a discount price;

M_t^k - amount of money held by agent k at t ;

$\frac{M_t}{M_{t-1}} = \varrho_t$ - random growth rate of money supply when it is a policy instrument;

H_t - history of all observables up to t .

Before formulating the agents' optimization we need to clarify *the issue of timing*. At date t agent k invests (N_t^{kM}, N_t^{kS}) and at the start of date $t+1$ the random realization takes place in the

investment goods sector, *before* the rate of technical progress is realized. The new capital I_t^k joining production is added to $K_t^d = K_t^{1d} + K_t^{2d}$ to form the capital K_t used in production at date $t+1$. This implies $I_t^k = \kappa_{t+1}^M N_t^{kM} + \kappa_{t+1}^S N_t^{kS}$, $k = 1, 2$ which is somewhat odd notation. This odd feature is unavoidable since we compress into one date two random realizations: first of φ_t and then of v_t - the rate of technological progress. Now, denote by $N_t = N_t^1 + N_t^2$ the inputs into the investment sector. Output of new investments at date t is affected by φ_t and is defined by

$$I_{t-1}^k = \kappa_t^M N_{t-1}^{kM} + \kappa_t^S N_{t-1}^{kS}, \quad k = 1, 2.$$

We thus define I_t^N , the *value* of new investments placed into production at date t , to be

$$I_t^N = \tilde{q}_t^s (I_{t-1}^1 + I_{t-1}^2) \quad (\text{while noting that } I_{t-1} = I_{t-1}^1 + I_{t-1}^2)$$

and Y_t^N , which is GNP, by $Y_t^N = Y_t - N_t + I_t^N$. Define $g^N = \frac{Y_t^N}{\xi_t}$, $n_t = \frac{N_t}{\xi_t}$, $i_t^N = \frac{I_t^N}{\xi_t}$ and the income identity becomes $g_t^N = g_t - n_t + i_t^N$.

Now, for any probability belief Q^k of agent k , his problem is to maximize the utility

$$(6a) \quad \text{Max } E_{Q^k} \left[\sum_{t=1}^{\infty} \beta_k^{t-1} \frac{1}{1 - \gamma_k} \left((C_t^k (\ell_t^k)^\zeta)^{1 - \gamma_k} + \left(\frac{M_t^k}{P_t} \right)^{1 - \gamma_k} \right) \mid H_t \right], \quad 0 < \beta_k < 1$$

subject to the budget constraint

$$(6b) \quad P_t C_t^k + K_t^{kd} \tilde{q}_t^s + (N_t^{kM} + N_t^{kS}) P_t + B_t^k q_t^b - (1 - \ell_t^k) W_t^N - K_{t-1}^k (\tilde{q}_t^s + R_t P_t) - B_{t-1}^k + M_t^k - M_{t-1}^k \varrho_t = 0,$$

$$(6c) \quad I_{t-1}^k = \kappa_t^M N_{t-1}^{kM} + \kappa_t^S N_{t-1}^{kS}, \quad N_t^{kM} \geq 0, \quad N_t^{kS} \geq 0$$

$$(6d) \quad K_{t-1}^k = K_{t-1}^{kd} + I_{t-1}^k.$$

Note the distinction between K_t^{kd} purchased at t on the open market and K_{t-1}^k used in production

at t and owned by the agent at that time. Normalize the problem by $c_t^k = \frac{C_t^k}{\xi_t}$, $b_t^k = \frac{B_t^k}{P_t \xi_t}$, $\frac{M_t^k}{P_t \xi_t} = m_t$, $\frac{M_t^k}{P_t \xi_t} = m_t^k$, $\frac{M_{t-1}^k}{P_t \xi_t} = \frac{m_{t-1}^k}{\pi_t v_t}$, $n_t^k = \frac{N_t^k}{\xi_t}$, $i_t^k = \frac{I_t^k}{\xi_t}$, $k_t^k = \frac{K_t^k}{\xi_t}$, $K_t^{kd} = \frac{K_t^{kd}}{\xi_t}$.

Using (5a)-(5b) and $\frac{P_{t+1}}{P_t} = \pi_{t+1}$, the maximization problem becomes:

$$(6a') \quad \text{Max } E_Q \sum_{t=1}^{\infty} \beta_k^{t-1} \frac{1}{1-\gamma_k} [(\mathbf{c}_t^k \xi_t^k (\ell_t^k)^\zeta)^{1-\gamma_k} + (\mathbf{m}_t^k \xi_t^k)^{1-\gamma_k}], \quad 0 < \beta_k < 1$$

subject to

$$(6b') \quad \mathbf{c}_t^k = (1 - \ell_t^k) \mathbf{w}_t + \frac{\mathbf{k}_{t-1}^k}{\mathbf{v}^*} (\mathbf{q}_t^s + \mathbf{R}_t) + \frac{\mathbf{m}_{t-1}^k \mathbf{q}_t + \mathbf{b}_{t-1}^k}{\mathbf{v}^* \pi_t} - \mathbf{k}_t^{kd} \mathbf{q}_t^s - (\mathbf{n}_t^{kM} + \mathbf{n}_t^{kS}) - \mathbf{b}_t^k \mathbf{q}_t^b - \mathbf{m}_t^k,$$

$$(6c') \quad \mathbf{i}_{t-1}^k = \kappa_t^M \mathbf{n}_{t-1}^{kM} + \kappa_t^S \mathbf{n}_{t-1}^{kS}, \quad \mathbf{n}_{t-1}^{kM} \geq 0, \quad \mathbf{n}_{t-1}^{kS} \geq 0,$$

$$(6d') \quad \mathbf{k}_{t-1}^k = \mathbf{k}_{t-1}^{kd} + \mathbf{i}_{t-1}^k.$$

To simplify the Euler equations we ignore the inequality constraints in (6c') and handle them only as computational issues raised by the model⁴. Hence, the first order conditions for labor supply are

$$(7a) \quad \mathbf{c}_t^k = \frac{1}{\zeta} \ell_t^k \mathbf{w}_t.$$

Next, the first order condition with respect to capital purchased on the open market \mathbf{k}_t^{kd} is

$$(7b) \quad (\mathbf{c}_t^k)^{-\gamma_k} ((\ell_t^k)^\zeta)^{1-\gamma_k} \mathbf{q}_t^s = \beta_k E_Q^k (\mathbf{c}_{t+1}^k)^{-\gamma_k} ((\ell_{t+1}^k)^\zeta)^{1-\gamma_k} \left[\frac{\mathbf{q}_{t+1}^s + \mathbf{R}_{t+1}}{(\mathbf{v}^*)^{\gamma_k}} \right].$$

The optimality condition with respect to \mathbf{n}_t^{kM} is

$$(7c) \quad (\mathbf{c}_t^k)^{-\gamma_k} ((\ell_t^k)^\zeta)^{1-\gamma_k} \mathbf{q}_t^s = \beta_k E_Q^k (\mathbf{c}_{t+1}^k)^{-\gamma_k} ((\ell_{t+1}^k)^\zeta)^{1-\gamma_k} \left[\frac{\mathbf{q}_{t+1}^s + \mathbf{R}_{t+1}}{(\mathbf{v}^*)^{\gamma_k}} \kappa_{t+1}^M \right]$$

and the condition with respect to \mathbf{n}_t^{kS} is

$$(7d) \quad (\mathbf{c}_t^k)^{-\gamma_k} ((\ell_t^k)^\zeta)^{1-\gamma_k} \mathbf{q}_t^s = \beta_k E_Q^k (\mathbf{c}_{t+1}^k)^{-\gamma_k} ((\ell_{t+1}^k)^\zeta)^{1-\gamma_k} \left[\frac{\mathbf{q}_{t+1}^s + \mathbf{R}_{t+1}}{(\mathbf{v}^*)^{\gamma_k}} \kappa_{t+1}^S \right].$$

The first order condition with respect to \mathbf{b}_t^k is

$$(7e) \quad (\mathbf{c}_t^k)^{-\gamma_k} (\ell_t^k)^{\zeta(1-\gamma_k)} \mathbf{q}_t^b = \beta_k E_Q^k \left(\mathbf{c}_{t+1}^k \mathbf{v}_{t+1} \right)^{-\gamma_k} (\ell_{t+1}^k)^{\zeta(1-\gamma_k)} \frac{1}{(\mathbf{v}^*)^{\gamma_k} \pi_{t+1}}.$$

Finally, the optimum with respect to money holdings requires

$$(7f) \quad (\mathbf{c}_t^k)^{-\gamma_k} (\ell_t^k)^{\zeta(1-\gamma_k)} - (\mathbf{m}_t^k)^{-\gamma_k} = \beta_k E_Q^k \left[\left(\mathbf{c}_{t+1}^k \mathbf{v}_{t+1} \right)^{-\gamma_k} (\ell_{t+1}^k)^{\zeta(1-\gamma_k)} \right] \frac{\mathbf{q}_{t+1}}{(\mathbf{v}^*)^{\gamma_k} \pi_{t+1}}.$$

⁴ An Appendix B on the computational model is not included in this published version. Any interested reader can obtain this Appendix by downloading the pre-published version of this paper which is posted on the homepage of the first author at <http://www.stanford.edu/~mordecai>. The pre-published version also contains Appendix A which provides a short account of the theory of Rational beliefs and other technical details not included here.

1.3 *Monetary Policy*

The monetary “policy” in the model is the familiar monetary injection: the central bank increases the money supply by a random amount of $(\varrho_{t+1} - 1)M_t$. Hence, M_t^k which is the date t money holding of agent k increases to $\varrho_{t+1}M_t^k$ at date $t+1$. Agents observe the monetary shock and since they observe the real shocks (v_t, φ_t) the exogenous state is fully observed.

Random variations in the money supply is not a serious monetary policy that may be pursued by any central bank. This paper is a theoretical investigation and an exogenous money supply is a simple device for the study the effect of beliefs on economic fluctuations. It will also enable us to discuss the role which a real monetary policy should play in economic stabilization.

1.4 *Equilibrium*

For each set of probability beliefs (Q^1, Q^2) of the agents on infinite sequences of observed variables, a monetary equilibrium of the economy is defined by equations: (3a), (3b), (4a), (4b), (6b'), (7a)- (7f), and by the following additional conditions:

Money growth. The money supply satisfies

$$(8a) \quad m_t = \frac{\varrho_t}{\pi_t v_t} m_{t-1}.$$

Market clearing conditions. Given the accounting in (6a)-(6d) we aggregate to establish two equations. One accounting identity, specifying the amount of capital employed at date t

$$K_{t-1} = K_{t-1}^1 + K_{t-1}^2$$

and a market clearing condition in the market for installed capital at date t

$$K_t^{1d} + K_t^{2d} = K_{t-1}(1 - \delta).$$

The dynamics of capital employed is then defined by

$$K_t = K_{t-1}(1 - \delta) + I_t$$

$$I_{t-1} = I_{t-1}^1 + I_{t-1}^2 = \kappa_t^M (N_{t-1}^{1M} + N_{t-1}^{2M}) + \kappa_t^S (N_{t-1}^{1S} + N_{t-1}^{2S}).$$

After normalization we thus have the identities

$$k_t^1 + k_t^2 = k_t \quad \text{for all } t$$

$$\dot{i}_{t-1}^k = \kappa_t^M n_{t-1}^{kM} + \kappa_t^S n_{t-1}^{kS}, \quad k = 1, 2 \quad \text{for all } t$$

and the market clearing conditions

$$(8a) \quad k_t = k_{t-1} \frac{(1 - \delta)}{v^*} + i_t \quad \text{for all } t;$$

$$(8b) \quad k_t^{1d} + k_t^{2d} = k_{t-1} \frac{(1 - \delta)}{v^*} \quad \text{for all } t;$$

$$(8c) \quad b_t^1 + b_t^2 = 0 \quad \text{for all } t;$$

$$(8d) \quad (1 - \varrho_t^1) + (1 - \varrho_t^2) = L_t \quad \text{for all } t;$$

$$(8e) \quad m_t^1 + m_t^2 = m_t \quad \text{for all } t.$$

We turn now to the central question of the beliefs of the agents.

2. A Rational Belief Equilibrium

We now construct the RBE and explain the family of Rational Beliefs which we study. For a detailed account of the theory of Rational Beliefs see Kurz (1997) and for a summary of the method of constructing an RBE, see Kurz-Motolese (2001). In Section 2.3 we explain the method of assessment variables, used extensively in this paper, for describing a Rational Belief.

2.1 The Equilibrium Map

Our procedure is to construct an RBE for the economy, use perturbation methods to compute it and study its dynamic properties via simulations. However, to define an RBE we need to specify the beliefs of the agents and these cannot be specified without saying something about the empirical distribution implied by that RBE and its induced stationary measure⁵. To break this circularity we start by studying the *structure* of an RBE and use it for a general specification of the *structure* of the stationary measure around which we construct the beliefs of the agents (for details of this

⁵ The empirical distribution of the observable variables or their moments induce a probability measure over infinite sequences of observables which is central to the theory of Rational Beliefs. A general definition and construction of this probability measure is explained in Kurz (1997) or in Appendix A of the pre-published version available at the web address provided above. Any statement in the text about “the stationary measure” or “the empirical distribution” is always a reference to this probability measures. Its centrality to the theory arises from the fact that this probability is derived from public information and hence *the stationary measure is known to all agents and agreed upon by all to reflect the empirical distribution of equilibrium quantities*.

constructive approach, see Kurz-Motolese [2001], Section 2.4). Such constructive procedure is possible only when we study a specific family of Rational Beliefs which is the case in this paper. We carry out this procedure in several steps starting with the equilibrium map.

Recall that in the optimization (6a’)-(6b’) agent k derives optimal decisions by using belief Q_y^k conditional on public information and on y_t^k , the value of his own assessment variable. *We assume that all portfolios and exogenous shocks* $(v_t, \varrho_t, \varphi_t)$ *are observable*. The observables are $x_t = (v_t, \varrho_t, \varphi_t, k_{t-1}^{1d}, n_{t-1}^{1M}, n_{t-1}^{1S}, b_{t-1}^1, k_{t-1}^{2d}, n_{t-1}^{2M}, n_{t-1}^{2S}, b_{t-1}^2, m_{t-1}^1, m_{t-1}^2, q_t^s, q_t^b, \pi_t)$. To simplify denote lagged endogenous variables $x_{t-1}^E = (k_{t-1}^{1d}, n_{t-1}^{1M}, n_{t-1}^{1S}, b_{t-1}^1, m_{t-1}^1, k_{t-1}^{2d}, n_{t-1}^{2M}, n_{t-1}^{2S}, b_{t-1}^2, m_{t-1}^2)$. Agent k will thus condition on (x_t, y_t^k) and hence optimal decisions are functions of the form

$$(9a) \quad k_t^{kd} = k^{kd}(v_t, \varrho_t, \varphi_t, x_{t-1}^E, q_t^s, q_t^b, \pi_t, y_t^k) \quad k = 1, 2;$$

$$(9b) \quad n_t^{kM} = i^{kM}(v_t, \varrho_t, \varphi_t, x_{t-1}^E, q_t^s, q_t^b, \pi_t, y_t^k) \quad k = 1, 2;$$

$$(9c) \quad n_t^{kS} = i^{kS}(v_t, \varrho_t, \varphi_t, x_{t-1}^E, q_t^s, q_t^b, \pi_t, y_t^k) \quad k = 1, 2;$$

$$(9d) \quad b_t^k = b^k(v_t, \varrho_t, \varphi_t, x_{t-1}^E, q_t^s, q_t^b, \pi_t, y_t^k) \quad k = 1, 2;$$

$$(9e) \quad m_t^k = b^k(v_t, \varrho_t, \varphi_t, x_{t-1}^E, q_t^s, q_t^b, \pi_t, y_t^k) \quad k = 1, 2;$$

$$(9f) \quad \ell_t^k = \ell^k(v_t, \varrho_t, \varphi_t, x_{t-1}^E, q_t^s, q_t^b, \pi_t, y_t^k) \quad k = 1, 2.$$

Market clearing conditions imply that the equilibrium price process $\{(q_t^s, q_t^b, \pi_t), t = 1, 2, \dots\}$ is thus defined by a map of the form

$$(10) \quad \begin{bmatrix} q_t^s \\ q_t^b \\ \pi_t \end{bmatrix} = \Phi(v_t, \varrho_t, \varphi_t, y_t^1, y_t^2, x_{t-1}^E).$$

(10) reveals that the volatility of equilibrium prices is determined by three factors: by exogenous states $(v_t, \varrho_t, \varphi_t)$, by lagged endogenous variables x_{t-1}^E and by the states of belief (y_t^1, y_t^2) .

“*Endogenous Uncertainty*” was defined by Kurz (1974),(1997) as that component of volatility which is generated by the distribution of beliefs in the market, represented by (y_t^1, y_t^2) . In Section 2.3 we explain that an assessment variables y_t^k is a simple mathematical representation of a private state of belief. y_t^k is a privately perceived parameter of the agent’s belief, *uniquely* defining his conditional probability belief over observables. The states of an agent’s belief are restricted by the rationality of belief conditions and the restrictions applicable to our model will be specified later.

The Euler equations and the definition of consumption in (6b’)-(6d’) show that at any date t

agent k needs to forecast three categories of variables discussed later:

- (i) *exogenous variables* $(\mathbf{v}_{t+1}, \mathbf{q}_{t+1}, \boldsymbol{\varphi}_{t+1})$ conditional upon information at t and his assessment y_t^k ;
- (ii) *his own decisions* at $t + 1$, $(\mathbf{k}_{t+1}^{kd}, \mathbf{n}_{t+1}^{kM}, \mathbf{n}_{t+1}^{kS}, \mathbf{b}_{t+1}^k, \ell_{t+1}^k, \mathbf{m}_{t+1}^k)$, based on his optimal decision functions and a forecast of his assessment y_{t+1}^k .
- (iii) *Other endogenous variables*, particularly prices $(q_{t+1}^s, q_{t+1}^b, \pi_{t+1})$, conditional upon information at t and his assessment y_t^k .

The rationality of belief conditions require that all moments of an agent's subjective model be exactly the same as the moments of the stationary measure derived from the empirical distribution of the observables, a formulation of the beliefs (or perception models) of agents necessitates our specifying first the general structure of the stationary measure.

2.2 Construction of the stationary measure

Our RBE is an equilibrium of a stochastic economy which fluctuates around steady state values denoted by $(*)$. Since equilibrium quantities satisfy the map (10), the empirical distribution is determined *by the equilibrium map and the long term behavior of* $(\mathbf{v}_t, \mathbf{q}_t, \boldsymbol{\varphi}_t, y_t^1, y_t^2)$. Our method of constructing an RBE is to specify first the empirical distribution of $(\mathbf{v}_t, \mathbf{q}_t, \boldsymbol{\varphi}_t, y_t^1, y_t^2)$. Once this is done, we specify the beliefs of agents and impose the rationality conditions.

The true processes may exhibit non stationary dynamics. We thus *assume* instead that the stationary measure of exogenous variables $(\mathbf{v}_t, \mathbf{q}_t, \boldsymbol{\varphi}_t)$ and of states of belief (y_t^1, y_t^2) have the following structure:

$$(11a) \quad \log \mathbf{v}_{t+1} = \lambda_v \log \mathbf{v}_t + \boldsymbol{\rho}_{t+1}^v, \quad \boldsymbol{\rho}_t^v \sim N(0, \sigma_v^2) \text{ i.i.d.}$$

$$(11b) \quad \log \mathbf{q}_{t+1} = \log \mathbf{q}^* + \lambda_q [\log \mathbf{q}_t - \log \mathbf{q}^*] + \boldsymbol{\rho}_{t+1}^q, \quad \boldsymbol{\rho}_t^q \sim N(0, \sigma_q^2) \text{ i.i.d.}$$

$$(11c) \quad \boldsymbol{\varphi}_{t+1} = \boldsymbol{\rho}_{t+1}^\varphi, \quad \boldsymbol{\rho}_t^\varphi \sim N(0, \sigma_\varphi^2) \text{ i.i.d.}$$

The sequence of states $\{(y_t^1, y_t^2), t = 1, 2, \dots\}$ is a realization of a stochastic process of the form

$$(11d) \quad \begin{pmatrix} y_t^1 \\ y_t^2 \end{pmatrix} = \begin{pmatrix} \rho_t^{y^1} \\ \rho_t^{y^2} \end{pmatrix}, \quad \begin{pmatrix} \rho_t^{y^1} \\ \rho_t^{y^2} \end{pmatrix} \sim N \left(\begin{pmatrix} 0 \\ 0 \end{pmatrix}, \begin{bmatrix} \sigma_{y^1}^2 & \sigma_{yy} \\ \sigma_{yy} & \sigma_{y^2}^2 \end{bmatrix} \right) \text{ i.i.d.}$$

Equations (11b)-(11d) are *hypothetical*. The assumptions that the investment sector shocks $\boldsymbol{\varphi}_t$ and the states of belief (y_t^1, y_t^2) exhibit *no long run persistence* are made for computational simplicity.

They are very strong and their implications will be evaluated later.

We make the following *additional simplifying assumptions*:

- (A1) $(\rho_t^v, \rho_t^q, \rho_t^\phi, \rho_t^{y^1}, \rho_t^{y^2})$ are mutually independent ;
- (A2) $q^* = v^*$ hence (v^*, v^*) are the steady state values of (v_t, q_t) in the riskless economy and the long term average inflation rate is zero in both REE and RBE;
- (A3) As discussed before $\lambda_v = .976$, $\sigma_v = .002$;
- (A4) As monetary shocks and the stochastic investment technology are hypothetical, we specify $\sigma_\phi = 1$, $\lambda_q = .95$, $\sigma_q = .0052$. This implies the standard deviation of monetary shocks over time is 1% per quarter. These assumptions are intended to enable a quantitative evaluation of the workings of our model by postulating persistence in the monetary shocks with a reasonable standard deviation. As for (y_t^1, y_t^2) , we assume $\sigma_{y^1} = \sigma_{y^2} = .8$ and a correlation coefficient $\rho(y^1, y^2) = .95$ hence $\sigma_{yy} = .608$.

2.3 The Belief Structure

2.3a General Assumptions

a.1 Properties of Assessment variables

Assessment variables y_t^k for $k = 1, 2$ are the tools we use to describe an agent's belief. We briefly review their properties here.

(i) Definition. Assessment variables are artificial variables used to describe non-stationarity but without an intrinsic meaning of their own. Thus let X be a space of observables and suppose we want to describe the non-stationarity of a dynamical system on the space of infinite sequences of observables $((X)^\infty, \mathcal{B}((X)^\infty))$ where $\mathcal{B}((X)^\infty)$ is the Borel σ - field of $(X)^\infty$. The Conditional Stability Theorem (see, Kurz and Schneider (1996) and Nielsen (1996)) describes non-stationarity via artificial variables $y_t^k \in Y^k$ with a marginal probability space $((Y^k)^\infty, \mathcal{B}((Y^k)^\infty), \mu)$. It postulates $(X \times Y^k)$ to be the state space, introduces a universal probability measure Q^k and space $((X \times Y^k)^\infty, \mathcal{B}((X \times Y^k)^\infty), Q^k)$ and defines the desired non-stationary probability to be $Q_{y^k}^k \equiv Q^k((\bullet) | y^k)$, the conditional probability of Q^k with respect to the sequence y^k . Q^k must satisfy the condition that for all $A \in \mathcal{B}(X^\infty)$ and $B \in \mathcal{B}(Y^\infty)$

$$Q^k(A \times B) = \int_B Q_{y^k}^k(A) \mu(dy).$$

The *effective* conditional probability space $((X)^\infty, \mathcal{B}((X)^\infty), Q_{y_t^k})$ implies non-stationary dynamics of the observables since probabilities of events in $\mathcal{B}((X)^\infty)$ are not time independent: they change with the parameters y_t^k which are time dependent. The advantage of using assessment variables is statistical since the stochastic structure above pins down the empirical regularity of y_t^k in relation to observables and this regularity will be seen to be the basis for the rationality conditions. This approach is common in econometrics where Y is the set of possible “regimes,” y_t identifies the regime at t and hence the y_t are viewed as “regime variables.”

Although the space $((X \times Y^k)^\infty, \mathcal{B}((X \times Y^k)^\infty), Q^k)$ is defined over a fixed set Y^k , this need not be the case. We could replace $(Y^k)^\infty$ by an infinite number of *different* spaces Y_j^k and define Q over the product space $((X)^\infty \times \prod_{j=1}^\infty Y_j^k)$. We can then define the desired non-stationary probability to be $Q_{y_t^k}^k \equiv Q^k((\bullet) | y_{i=1}^k)$ which is conditional upon a sequence of *different* objects in $\prod_{j=1}^\infty Y_j^k$. In short, assessment variables of an agent are privately perceived parameters which *the agent himself generates* for a description of his belief. They may be in different spaces at different times and in different spaces across agents so that there is no sense in which they can be compared. y_t^j is privately perceived by agent j and has meaning only to him; agent $k \neq j$ would not know what y_t^j means even if he could “observe” it.

(ii) Economic Interpretation. $Q_{y_t^k}^k$ is the date t probability belief of future *observables* and y_t^k is used to describe how the agent’s forecasts deviate from the stationary forecast due to his belief in non-stationarity. There are several issues to note. First, deviations from the stationary forecast is a judgement of “structural breaks” based on limited *recent* data. Such judgments are right or wrong hence in an RBE *rational agents are often wrong*. Second, in a non-stationary environment it is usually not possible to demonstrate with high likelihood that a belief was right, even in retrospect. Third, even if sufficient data becomes available to determine if a change of structure occurred, such information arrives too late since all important decisions would have already been made.

(iii) Statistical simplicity. Rational agents do not deviate *systematically* from the stationary forecasts and to establish rationality of belief we need a statistical measure of an agent’s deviation from these forecasts. Assessment variables provides a simple tool to measure such regularity.

(iv) The infinitely lived agent is a sequence of decision makers hence assessment variables are not subject to rationality conditions. An economy with changing technology and products is one in

which the commodity space changes and hence y_t^k at different times describe beliefs about different commodities or technologies. Hence, $y_{t_1}^k$ and $y_{t_2}^k$ for t_1 and t_2 in different time intervals are simply different *objects* making comparisons impossible and hence rationality conditions cannot apply to y_t^k . The problem is that a model with an infinite dimensional commodity space and an infinitely varying regimes is analytically untractable. An idealization that makes sense is to assume that the commodity space is fixed⁶ and y_t^k , a private parameter meaningful only to agent k , is *required* to have a consistent meaning through time. But then how do we model the fact that in reality an agent cannot “test” his theory and no rationality conditions should apply to the sequence of y_t^k ? The solution is to consider the infinitely lived agent as consisting of *an infinite sequence of members (of a family or organization) each making economic decisions over a relatively short time*. Every decision maker knows only his own y_t^k , but not those of his predecessors. Hence, even if an agent has data to convince himself that his theory was right or wrong, such data arrives too late to be useful since all important decisions would have been made.

a.2 Other Assumptions

(A.5) Anonymity Assumption : In an economy with two agents the belief of each has an impact on prices. Agents act competitively and ignore the effect of their own beliefs on equilibrium prices.

Agents know that beliefs impact prices and their forecasting models need to forecast the impact of future distribution of beliefs on prices. To explain how this works in our model note that knowing the stationary measure means knowing all long term conditional distributions given observed variables. However, given fundamentals $(x_{t-1}^E, v_t, \varrho_t, \varphi_t)$, the variability of endogenous variables *is determined by the variability of the states of belief* (y_t^1, y_t^2) . Since states of belief are not observed, they deduce their impact from the long term distribution of endogenous variables conditional upon $(x_{t-1}^E, v_t, \varrho_t, \varphi_t)$. States of belief account for the higher volatility of the endogenous variables unexplained by $(x_{t-1}^E, v_t, \varrho_t, \varphi_t)$. We have named this component of volatility

⁶ Hence, one defines commodities by their attributes such as “transportation equipment” instead of “airplanes” or “communication services” instead of “telephone”. Over time, we then experience change in the cost of producing these services and their prices rather than change in the definitions of the products or services themselves.

“Endogenous Uncertainty” (e.g. Kurz (1974), (1997)) and this argument shows that in learning the stationary measure *agents also discover the component of the stationary measure induced by the distribution of beliefs*. For simplicity of computations we make the assumption:

(A.6) Forecasting Assumption I: Agents believe that the endogenous impact of market states of belief on prices and other endogenous variables is the same as that component which is estimated from the stationary measure.

We finally turn to our last simplifying assumption regarding the forecasting of prices in the model.

(A.7) Forecasting Assumption II: Agents forecast prices using the map (10) and perceive the impact of states of belief on prices and other endogenous variables via a variable z_t with the same distributional properties as the long run properties of the unobserved states of belief (y_t^1, y_t^2) .

Assumption (A.7) is not entirely compatible with postulates of the RBE theory which hold that agents do not know equilibrium maps or true probabilities; we make it in order to facilitate the computations of RBE. (A.7) amounts to assuming that our RBE *are incomplete Radner Equilibria* (see, Radner (1972)) *with an expanded state space of unobserved states of beliefs*. Markets are incomplete since agents have only two assets to trade market uncertainty⁷.

2.3b *The Perception Models*

Given a stationary measure, true probabilities play absolutely no role in defining equilibrium. What matters is what agents *know* and *how they perceive the future*. We have already selected the basic long term statistics agents know and we now turn to their perceptions. Our strategy is to *specify the agents' beliefs and then rationalize them*. We start with the states of beliefs. (11d) describes the long term behavior of the *joint* states of belief but the rationality conditions require marginal distributions of y_t^k to have compatible asymptotic properties. Hence, we postulate that

⁷ For a discussion of the relationship between an RBE and other equilibrium concepts, including sunspot equilibria, see Kurz and Motolese (2001) Section 2.2d, pages 513-517.

the state of belief of agent k, *on his own*, takes the form

$$(12) \quad y_t^k = \sigma_{z^k} z_t^{y^k}$$

where $z_t^{y^k}$ is a realization of a normal i.i.d. random variable $\tilde{z}_t^{y^k} \sim N(0,1)$. In the simulations we set the parameter $\sigma_{z^k} = .8$ for $k = 1, 2$.

Perceived Productivity Shocks and their Rationality Conditions

The beliefs of agent k is expressed as a stochastic difference equation of the form

$$(13) \quad \log v_{t+1}^k = \lambda_v \log v_t^k + \lambda^{kv}(\varrho_t^k) y_t^k + \sigma_{z^{kv}}(\varrho_t^k) \hat{z}_{t+1}^{kv}, \quad \hat{z}_t^{kv} \sim N(0,1).$$

The agent believes that λ_v is as in (11a) but the mean value varies with y_t^k . Since the empirical distribution in (11a) exhibits no long term covariance between productivity shocks, monetary shocks and states of belief, rationality of belief must conform to that. Hence, rationality requires the *statistics of observables generated by (13) and (11a) to be the same when the states of belief y_t^k are treated as unobserved shifts in the mean value function*. No rationality conditions are imposed on y_t^k or on the correlation between y_t^k and $\log(v_{t+1}^k)$.

In (13) agents form beliefs that $\lambda^{kv}(\varrho_t^k)$ and $\sigma_{z^{kv}}(\varrho_t^k)$ depend upon ϱ_t^k . We write ϱ_t^k but rationality requires that for observables, *perception equals realizations* hence $\varrho_t^k = \varrho_t$. Given this, the basic rationality condition can be simply stated:

$$(14) \quad \text{The empirical distribution of } \lambda^{kv}(\varrho_t) y_t^k + \sigma_{z^{kv}}(\varrho_t) \hat{z}_{t+1}^{kv} \text{ is } N(0, \sigma_v^2).$$

We use a specific functional form in which monetary shocks impact $\lambda^{kv}(\varrho_t)$ and this function is

$$(14a) \quad \lambda^{kv}(\varrho_t) = \frac{\lambda^{kv}}{1 + e^{-\chi^e(\log \varrho_t)}}.$$

In (14a) the function is increasing in the size of monetary shocks and hence such shocks increase the effect of y_t^k on the perceived mean value of $\log v_{t+1}^k$ in (13). Given our assumptions in this paper, we shall show that this belief is rationalized if we require that conditional upon ϱ_t^k , the second empirical moment of $\lambda^{kv}(\varrho_t) y_t^k + \sigma_{z^{kv}}(\varrho_t) \hat{z}_{t+1}^{kv}$ equals σ_v^2 or

$$(14b) \quad (\lambda^{kv}(\varrho_t^k))^2 \sigma_{z^k}^2 + (\sigma_{z^{kv}}(\varrho_t^k))^2 = \sigma_v^2.$$

Condition (14b) *pins down the functional form of $\sigma_{z^{kv}}(\varrho_t^k)$* .

Lemma: Under Assumptions (A.1)-(A.4), condition (14b) rationalizes the belief (13) with (14a) and hence the empirical distribution of $\lambda^{kv}(\varrho_t) y_t^k + \sigma_{z^{kv}}(\varrho_t) \hat{z}_{t+1}^{kv}$ is $N(0, \sigma_v^2)$.

Proof: By (12)-(13) we have that y_t^k is a realization of a $N(0, \sigma_{z^k}^2)$ and $\hat{z}_t^{kv} \sim N(0,1)$ hence the time averages of y_t^k and of \hat{z}_t^{kv} are both 0. Let $\Upsilon_t^{kv} = \lambda^{kv}(\varrho_t)y_t^k + \sigma_{z^{kv}}(\varrho_t)\hat{z}_{t+1}^{kv}$ and observe that given ϱ_t the empirical distribution of Υ_t^{kv} is normal since it is a linear combination of two independent normal variables. We claim that this distribution is $N(0, \sigma_v^2)$. That is, denote by P_m the stationary measure then our claim is that $P_m[\Upsilon_t^{kv} | \varrho_t] = N(0, \sigma_v^2)$ independent of ϱ_t ! To see why note first that

$$E_{P_m}[\Upsilon_t^{kv} | \varrho_t] = \lambda^{kv}(\varrho_t)[\lim_{n \rightarrow \infty} \frac{1}{n} \sum_{t=1}^n y_t^k] + \sigma_{z^{kv}}(\varrho_t)[\lim_{n \rightarrow \infty} \frac{1}{n} \sum_{t=1}^n \hat{z}_{t+1}^{kv}] = 0.$$

Then by (14b)

$$E_{P_m}[(\Upsilon_t^{kv})^2 | \varrho_t] = (\lambda^{kv}(\varrho_t))^2 [\lim_{n \rightarrow \infty} \frac{1}{n} \sum_{t=1}^n (y_t^k)^2] + \sigma_{z^{kv}}^2(\varrho_t) [\lim_{n \rightarrow \infty} \frac{1}{n} \sum_{t=1}^n (\hat{z}_{t+1}^{kv})^2] = \sigma_v^2$$

and since a normal distribution is characterized by these two moments the claim is proved. But now observe that if we denote by $P_m(\varrho)$ the unconditional density of ϱ we can conclude that

$$P_m[\Upsilon_t^{kv}] = \int P_m[\Upsilon_t^{kv} | \varrho_t] P_m(\varrho_t) d(\varrho_t) = \int [N(0, \sigma_v^2)] P_m(\varrho_t) d(\varrho_t) = N(0, \sigma_v^2). \quad \blacksquare$$

It is useful to specify four implications of the rationality conditions which have been established:

- (15a) Mean: The time average of $\lambda^{kv}(\varrho_t^k)y_t^k + \sigma_{z^{kv}}(\varrho_t^k)\hat{z}_{t+1}^{kv}$ is 0.
- (15b) Variance: The time average of $(\lambda^{kv}(\varrho_t^k)y_t^k + \sigma_{z^{kv}}(\varrho_t^k)\hat{z}_{t+1}^{kv})^2$ is σ_v^2 .
- (15c) Serial Correlation: The autocorrelation of $\lambda^{kv}(\varrho_t^k)y_t^k + \sigma_{z^{kv}}(\varrho_t^k)\hat{z}_{t+1}^{kv}$ is 0.
- (15d) Covariance: The covariance between $\lambda^{kv}(\varrho_t^k)y_t^k + \sigma_{z^{kv}}(\varrho_t^k)\hat{z}_{t+1}^{kv}$ and ϱ_t is 0.

In the simulations we set the values of (λ^{kv}, χ^e) and (14b) determine the functional form of $\sigma_{z^{kv}}(\varrho_t^k)$. We explained the choice $\lambda_v = .976$, $\sigma_v = .002$ and $\sigma_{z^k} = .8$ for $k = 1, 2$. Hence, the feasible range for λ^{kv} is very small. In the simulations we set $\lambda^{kv} = .002$, $\chi^e = 20$ (since $\log \varrho_t^k$ fluctuates mostly between .03 and -.03).

Perceived Monetary Shocks and their Rationality Conditions

Analogous to (13), the beliefs of agents about future monetary shocks are expressed by

$$(16) \quad \log \varrho_{t+1}^k = \log v^* + \lambda_\varrho(\log \varrho_t^k - \log v^*) + \lambda^{k\varrho}(\varrho_t^k)y_t^k + \sigma_{z^{k\varrho}}(\varrho_t^k)\hat{z}_{t+1}^{k\varrho}, \quad \hat{z}_t^{k\varrho} \sim N(0,1).$$

To rationalize this belief we proceed as in (14)-(15) above. The rationality condition is again:

$$(16a) \quad \text{The empirical distribution of } \lambda^{k\varrho}(\varrho_t^k)y_t^k + \sigma_{z^{k\varrho}}(\varrho_t^k)\hat{z}_{t+1}^{k\varrho} \text{ is } N(0, \sigma_\varrho^2).$$

With $\varrho_t^k = \varrho_t$ the functional form for the effects of monetary shocks on $\lambda^{k\varrho}(\varrho_t)$ is

$$(16b) \quad \lambda^{k\varrho}(\varrho_t) = \frac{\lambda^{k\varrho}}{1 + e^{-\chi^{\varrho}(\log \varrho_t)}}$$

In (16) the function is increasing in the size of monetary shocks and hence such shocks increase the effect of y_t^k on the perceived mean value of $\log \varrho_{t+1}^k$ in (13). Using an argument as in the Lemma above, this belief can be rationalized by the condition

$$(16c) \quad (\lambda^{k\varrho}(\varrho_t))^2 \sigma_{z^k}^2 + (\sigma_{z^{k\varrho}}(\varrho_t))^2 = \sigma_{\varrho}^2.$$

We have four analogous implications of rationality:

$$(16d) \text{ Mean:} \quad \text{The time average of } \lambda^{k\varrho}(\varrho_t)y_t^k + \sigma_{z^{k\varrho}}(\varrho_t)\hat{z}_{t+1}^{k\varrho} \text{ is } 0.$$

$$(16e) \text{ Variance:} \quad \text{The time average of } (\lambda^{k\varrho}(\varrho_t)y_t^k + \sigma_{z^{k\varrho}}(\varrho_t)\hat{z}_{t+1}^{k\varrho})^2 \text{ is } \sigma_v^2.$$

$$(16f) \text{ Serial Correlation:} \quad \text{The autocorrelation of } \lambda^{k\varrho}(\varrho_t)y_t^k + \sigma_{z^{k\varrho}}(\varrho_t)\hat{z}_{t+1}^{k\varrho} \text{ is } 0.$$

$$(16g) \text{ Covariance:} \quad \text{The covariance between } \lambda^{k\varrho}(\varrho_t)y_t^k + \sigma_{z^{k\varrho}}(\varrho_t)\hat{z}_{t+1}^{k\varrho} \text{ and } \varrho_t \text{ is } 0.$$

(16b)-(16c) restrict the values of $\lambda^{k\varrho}$ and $\sigma_{z^{k\varrho}}(\varrho_t^k)$ which the agent can select in (16).

We have already selected $\lambda_{\varrho} = .95$, $\sigma_{\varrho} = .0052$, $\sigma_{z^k} = .8$, $\chi^{\varrho} = 20$ and we now add $\lambda^{k\varrho} = .01$.

Perceived Investment Sector Shocks and their Rationality Conditions

Perceived shocks in the investment sector are the main propagation mechanism of the model. If agents believe that the true φ_t process is i.i.d. as in (11c), they fully diversify portfolios with $n_t^{kS}/(n_t^{kS} + n_t^{kD}) = \frac{1}{4}$ resulting in a *perfect hedged position* and investment of $.9(n_t^{kS} + n_t^{kD})$ *independent* of φ_t . In this REE fluctuations in φ_t have no effect. Hence, the reference steady state is a risky economy in which portfolios are perfectly hedged. In an RBE agents do not believe (11c) is the truth and hence fluctuations occur: when $y_t^k > 0$ the distribution of k 's belief moves *in favor of M* and when $y_t^k < 0$ the distribution moves *in favor of S*. We postulate the agents perceive shifts in the mean value of φ_t in accord with y_t^k and their beliefs take the form:

$$(17) \quad \varphi_{t+1}^k = \lambda^{k\varphi}(\varrho_t^k)y_t^k + \sigma_{z^{k\varphi}}(\varrho_t^k)\hat{z}_{t+1}^{k\varphi}, \quad \hat{z}_t^{k\varphi} \sim N(0,1).$$

Note that variations in the values of y_t^k impact the perceived mean of φ_t^k not of $\log(\varphi_t^k)$. As before, the basic rationality condition is:

$$(17a) \quad \text{The empirical distribution of } \lambda^{k\varphi}(\varrho_t^k)y_t^k + \sigma_{z^{k\varphi}}(\varrho_t^k)\hat{z}_{t+1}^{k\varphi} \text{ is } N(0, \sigma_{\varphi}^2).$$

With $\varrho_t^k = \varrho_t$ the functional form for the effects of monetary shocks on $\lambda^{k\varphi}(\varrho_t)$ is

$$(17b) \quad \lambda^{k\varphi}(\varrho_t) = \frac{\lambda^{k\varphi}}{1 + e^{-\chi^{\varphi}(\log \varrho_t)}}.$$

In (17b) the function is increasing in the size of monetary shocks and hence such shocks increase the effect of y_t^k on the perceived mean value of φ_{t+1}^k in (17) and this has important impact.

Using an argument as in the Lemma above, this belief can be rationalized by the condition

$$(17c) \quad (\lambda^{k\varphi}(\varrho_t))^2 \sigma_{z^k}^2 + (\sigma_{z^{k\varphi}}(\varrho_t))^2 = \sigma_{\varphi}^2.$$

This rationalization has four analogous implications to the time average, variance, serial correlation of $\lambda^{k\varphi}(\varrho_t)y_t^k + \sigma_{z^{k\varphi}}(\varrho_t)\hat{z}_{t+1}^{k\varphi}$ and its covariance with ϱ_t which we do not repeat.

(17b)-(17c) determine $\sigma_{z^{k\varphi}}(\varrho_t)$ and restrict the feasible values of $\lambda^{k\varphi}$ in (17). As the process is hypothetical we set $\sigma_{\varphi}^2 = 1$, $\lambda^{k\varphi} = 1$ although these should be estimated from data.

We finally state the implication of Assumption (A.7) which says that agents use (11d) to forecast the effects of future states of belief. consistency between (11d) and (12) requires

$$(18) \quad \sigma_{z^k} = \sigma_{y^k} \quad \text{for } k = 1, 2.$$

2.4 Comments About the Computation Model and the Parameters

We will compute equilibria using a method of perturbation around the steady state of a riskless economy.⁸ First, we make some comments to clarify the exposition.

Steady State and the Initial Asset Distribution

(i) Given the growth context assumed, in order for the model to have a steady state, we assume $\gamma^1 = \gamma^2 = \gamma = 1.5$, $\beta_1 = \beta_2 = \beta = .99$ reflecting the quarterly model and $\zeta = 3.5$ to ensure that an agent's labor supply equals .2 in steady state .

(ii) Since the riskless steady state depends upon the initial distribution of assets, we assume the symmetry $\theta_0^1 = \theta_0^2 = \frac{1}{2}$, $b_0^1 = b_0^2 = 0$, $k_0^{kd} = \frac{1}{2}k^{d*}$, $n_0^{kM} = \frac{1}{2}n^{M*}$, $n_0^{kS} = \frac{1}{2}n^{S*}$.

(iii) It follows from (i)-(ii) that the only model heterogeneity is the diversity of agents' beliefs.

Accuracy of the Euler equations.

The model has 9 state and 12 endogenous variables. To compute equilibria we expand functions

⁸ Details of the computational model are provided in an Appendix B which can be downloaded from the homepage of the first author at <http://www.stanford.edu/~mordecai>. The appendix covers some additional technical problems associated with the computational procedure.

to second degree polynomials and compute 780 derivatives. This leads to a much higher precision than in most of the literature, based on log-linearization. A solution is acceptable only if the Euler equations are satisfied with precision of 10^{-3} in the 5% neighborhood of the steady state values of the aggregates (e.g. for values of capital k_t in the interval $.95 k^* \leq k_t \leq 1.05 k^*$) and 10^{-2} in the 10% neighborhood of the steady state.

Definition of an REE vs. RBE

Belief parameters of the agents are symmetric and the only asymmetry arises in the investment sector as between the two activities. Parameters are either based on *actual econometric estimates* of the corresponding parameters in the economy or are hypothetical.

Beliefs are characterized by the following parameters which are the same for $k = 1, 2$

$$\sigma_{z^k} = .8, \lambda^{kv} = .002, \lambda^{kq} = .01, \lambda^{k\phi} = 1 \text{ and } \rho_{yy} = .95, \chi^q = 20.$$

An REE is defined to be an equilibrium where *agents believe the stationary measure is the truth* and is simply characterized by the conditions, for $k = 1, 2$

$$(19) \quad \lambda^{kv} = \lambda^{kq} = \lambda^{k\phi} = 0, \sigma_{z^k}^2 = 0, \sigma_{z^{kv}}^2 = \sigma_v^2, \sigma_{z^{kq}}^2 = \sigma_q^2, \sigma_{z^{k\phi}}^2 = \sigma_\phi^2, y_t^1 = y_t^2 = 0$$

2.5 *Simulation Results And What Do We Learn From Them.*

2.5a *Volatility Characteristics*

Table 2 reports standard deviations, first-order auto-correlations and contemporaneous

Table 2: Volatility Characteristics

	Standard Deviation		Relative Standard Deviation		First-order auto-correlation		Correlation with GNP	
	REE	RBE	REE	RBE	REE	RBE	REE	RBE
log g^N	.33	1.80	1.00	1.00	.72	-.08	1.00	1.00
log i^N	.79	9.08	2.39	5.04	.71	-.09	.99	.91
log c	.18	1.28	.55	.71	.74	-.06	.99	-.30
log L	.12	2.04	.36	1.13	.71	-.07	.98	.30

correlations with output for key variables in the REE and RBE simulations. All variables are log deviations from the model’s deterministic trend. All data is HP filtered. We view the REE

results as a reference to the volatility that would be generated by small, persistent exogenous productivity shocks. Indeed, with $\sigma_v = .002$ such shocks generate only a fraction of the observed volatility. In contrast, the table reveals that the level of volatility generated in the RBE is similar to the level observed in the data. For the U.S. the standard deviations of the variables are 1.81 for $\log g^N$, 5.30 for $\log i^N$, 1.31 for $\log c$ and 1.79 for $\log L$. These results exhibit the ability of beliefs in the RBE to propagate volatility endogenously in orders of magnitudes observed in the real data.

The two panels in Figure 2 exhibit time series of HP filtered observations on $\log(\text{gnp})$, $\log(\text{investment})$. Since the level of volatility of $\log(\text{gnp})$ is the same as in the U.S. data, the figure highlights the difference between the volatility generated by the exogenous shocks in comparison with the endogenous component generated by the beliefs of agents.

FIGURE 2: TWO PANELS

Table 2 also shows that the RBE fails to exhibit a correlation structure which is present in the real data and would be generated by a larger variance of the productivity shocks. This failure is instructive since it results from our assumptions and provides a deeper understanding of the propagation mechanism of the model. To explain it, observe first that since agents seek to smooth consumption, their investment and consumption plans depend upon *their perception of the persistence of the random shocks*. High persistence in productivity shocks, which leads to persistence in the random component of the wage rate and the return on investments, leads to plans which associate higher investments with higher consumption and hence induce positive correlation among output, consumption and investments. The fact is that the volatility of the RBE is generated by shocks in the investment goods sector and by the temporal behavior of the states of belief. We assume in (11c) that $\varphi_t = \rho_t^\varphi$, $\rho_t^\varphi \sim N(0, \sigma_\varphi^2)$, i.i.d. In addition, the states of belief exhibit no persistence. Conditioning upon monetary shocks generates some persistence, but the level is small and its effect is of second order. Hence, when agents believe that attractive investment opportunities are present, they perceive them to be temporary, with little persistence. These strong assumptions ensure small or negative serial correlation of the variables, and Table 1 exhibits this fact. Also, without persistence, perceived high returns on investments provide a strong motive for agents to *substitute consumption for investments* and work harder to finance

such projects. This explains the negative correlation between consumption and GNP and the negative correlation between consumption and investments. It also explains the low correlation between hours of work and GNP. For a calibrated RBE to exhibit the correlation structure observed in the data, the RBE will need to exhibit persistence in the rate of return on investments and/or in states of belief⁹.

2.5b Volume of Trade

Our economy has two financial assets: nominal bonds and ownership units in built capital goods. We thus make two observations. First, since the nominal debt instrument is of short duration, it matures each period and needs to be traded again. Since bonds are in zero net supply, the volume of their trade is defined by $|q_t^b b_t^k|$. The volume of capital goods traded entails an accounting problem since old units of capital depreciate so the stock owned by agent k at t before trading is $[k_{t-1}^{kd} + i_{t-1}^k] \frac{1-\delta}{v^*}$. The new amount which he buys is k_t^{kd} hence the value of his trade at date t is defined by $q_t^s (k_t^{kd} - [k_{t-1}^{kd} + i_{t-1}^k] \frac{1-\delta}{v^*})$. Due to growth, a meaningful measure of volume of trade is the value of trade relative to GNP. Thus define the relative volume by

$$(20) \quad TR_t = \frac{1}{GNP_t} \left(|q_t^s (k_t^{1d} - [k_{t-1}^{1d} + i_{t-1}^1] \frac{1-\delta}{v^*})| + |q_t^b b_t^1| \right).$$

Table 3 reports statistics based on 1000 simulated observations on TR . The RBE generates a

Table 3: Volume of Trade on Financial Markets

	REE	RBE
mean TR	0	2.61
σ_{TR}	0	1.74
$\rho(TR_t, TR_{t-1})$	-	.26
Max TR_t	0	11.72
Min TR_t	0	.07

⁹ To introduce persistence in the states of belief or in the Φ_t process we would need to add state variables to a model whose equilibrium is already difficult to compute. We have elected not to do so since we view this work as a theoretical analysis which utilizes computation methods rather than a calibration effort.

dramatic volume of trade and exhibits a large standard deviation of TR. Table 3 reveals that the extreme values are far apart suggesting sharp variations in volume, a result which is consistent with results of Kurz and Motolese's (2001) on the dynamics of trade. Finally, the sum of money and bond holdings is large, with average ratio to GNP of about 12.

2.5c Money Neutrality and the Phillips Curve

Money is neutral in any REE of the model. An RBE also has an obvious money neutrality property, which is neutrality *on average*. It means that the average rate of inflation equals the average rate of increase of the money supply minus the average rate of growth of output. In all RBE the mean rate of increase in the money supply is v^* which is the mean growth rate of output hence the mean rate of inflation is 0. RBE are, however, generically money non-neutral.

To see that money is not neutral in an RBE we carry out a simple test. We first simulate the equilibrium assuming that both the technological shocks v_t as well as the money shocks q_t are turned off and compute the statistics generated. Next we turn on the monetary shocks at the level of, say $\sigma_q = .05$, and recompute. Table 4 presents comparative results of this experiment. The fact that money injection has a real effects is clear and the explanation for why money is not neutral is also simple. Monetary shocks have an effect on expectations of agents and although they observe the rate at which the money supply changes, their demand for money (which depends upon their beliefs) changes but not in the same way. The resulting percentage change in the price

Table 4: Money Non-Neutrality of RBE
(standard deviations in percents)

	$\log(q_t) = 0, \log(v_t) = 0$	$\sigma_q = .05, \log(v_t) = 0$
$\log(g^N)$	1.93	2.05
$\log(i^N)$	9.38	10.12
$\log(c)$	1.38	2.18
$\log(L)$	2.11	3.26

level is thus not equal to the percentage change in the money supply.

The analysis of the Phillips Curve in an exact General Equilibrium context is not a simple

matter. It entails a relationship between two endogenous variables both of which are functions defined by the equilibrium map (10) and this leaves no room for a good instrument to remove the bias. We simulated the model twice: first with $\sigma_\varrho > 0$, $\sigma_v > 0$ and second with $\sigma_\varrho > 0$, $\log(v_t) = 0$. We used samples of 5,000 observations and estimate the following simple regression model:

$$\log(\pi_t) = a_0 + a_1 \log(g_t^N) + a_2 \log(\varrho_t) + a_3 \log(\pi_{t-1}) + \hat{v}_t$$

keeping in mind that $\log(g_t^N)$ is the log of the deviation of GNP from trend.

Estimation for REE

(i) with $\sigma_\varrho > 0$, $\sigma_v > 0$:

$$\log(\pi_t) = - .003 - .012 \log(g_t^N) + .999 \log(\varrho_t) - .002 \log(\pi_{t-1}) + \hat{v}_t, R^2 = .996$$

(.0001)
(.0008)
(.001)
(.0014)

(ii) with $\sigma_\varrho > 0$, $\log(v_t) = 0$:

$$\log(\pi_t) = -.004 + .000 \log(g_t^N) + 1.000 \log(\varrho_t) + .000 \log(\pi_{t-1}) + \hat{v}_t, R^2 = 1.000$$

(.003)
(.000)
(.000)
(.000)

Estimation for RBE

(i) with $\sigma_\varrho > 0$, $\sigma_v > 0$:

$$\log(\pi_t) = -.133 + .744 \log(g_t^N) + 1.414 \log(\varrho_t) - .455 \log(\pi_{t-1}) + \hat{v}_t, R^2 = .47$$

(.004)
(.021)
(.028)
(.011)

(ii) with $\sigma_\varrho > 0$, $\log(v_t) = 0$:

$$\log(\pi_t) = -.319 + 1.845 \log(g_t^N) + 1.419 \log(\varrho_t) - .468 \log(\pi_{t-1}) + \hat{v}_t, R^2 = .67.$$

(.004)
(.026)
(.022)
(.008)

We have tried many different specifications and the conclusions are the same. The REE regressions show money neutrality. As for the RBE, in all regressions the Phillips Curve coefficient of $\log(g_t^N)$ is large and positive.

2.5d *Impulse Response to Monetary Shocks*

Our final results relate to the impulse response functions of monetary shocks. The study of such functions reveals the manner in which the real effect of monetary shocks works through the RBE. A monetary shock in steady state is different from a productivity shock since a productivity shock forces the economy out of steady state through the *direct* first order effects it has on output and resource prices. A monetary shock has only a second order, *indirect* effect, on the economy via its impact on parameters such as $\lambda^{kv}(\varrho_t^k)$, $\lambda^{k\varrho}(\varrho_t)$, $\lambda^{k\varphi}(\varrho_t)$ which are multiplied

by the states of belief y_t^k . To see the implication recall that every endogenous variable in the economy is represented by a polynomial whose derivatives we evaluate at the steady state solution of the economy. Hence, the equilibrium is a perturbation of the steady state and the belief parameters (y_t^1, y_t^2) are represented in each polynomial as regular variables. The steady state of an RBE requires us to set $y_t^1 = 0$, $y_t^2 = 0$. Since in any impulse response function all variables are evaluated at steady state, to determine the impact of a monetary shock we evaluate this effect at steady state. An examination of the perception models shows that the impact of a monetary shock works through terms like

$$\Upsilon_{t+1}^{kv} = \lambda^{kv}(\varrho_t^k)y_t^k + \sigma_{z^{kv}}(\varrho_t^k)\hat{z}_{t+1}^{kv}$$

in (13),(16) and (17). Indeed, this multiplicative form *is the direct result of the rationality conditions: additive terms would violate rationality*. But now the answer is clear: at steady state we set $y_t^k = 0$ and also all random variables are set equal to zero hence no monetary shock can have any effect. The conclusion is that a monetary impulse of this RBE at the steady state has only a direct effect on inflation: a change in money supply causes a proportionate change in price level, leaving all real variables unchanged.

The picture changes drastically if we select an alternate state of belief $(y^{1*}, y^{2*}) \neq (0, 0)$ and hold it fixed. We now compute the long term averages of equilibrium variables denoted by x^* , and create a new *hypothetical* steady state (y^{1*}, y^{2*}, x^*) for the economy. In an REE $(y^{1*}, y^{2*}, x^*) = (0, 0, x^*)$ for all (y^{1*}, y^{2*}) since states of belief do not matter. Having defined this steady state, we examine the impulse responses to a monetary shock. The interpretation of these responses is natural: they measure the impact of a monetary shock on real variables around (y^{1*}, y^{2*}, x^*) . Since the risky economy is never at the $(y^{1*}, y^{2*}) = (0, 0)$ steady state, the magnitude of the impulse response varies with the point in space at which the economy is evaluated. Hence, the usual steady state with $(y^{1*}, y^{2*}) = (0, 0)$ has no significance and positions away from it better reflect the response of the risky economy to monetary shocks.

Based on the above considerations we selected $(y^{1*} = .4, y^{2*} = .4)$ which is half a standard deviation of the empirical distribution of (y_t^1, y_t^2) and study the response to an initial monetary shock of $\log(\varrho_t) = 2\%$. The results are presented in Figure 3.

FIGURE 3: FIVE PANELS OF IMPULSE RESPONSE

Some comments on these results:

- (i) *GNP*. This impulse response function exhibits the familiar hump shaped form, known from empirical work on the effect of monetary shocks and hence is qualitatively in accord with standard results. Keep in mind, however, that this response function is generated entirely endogenously by the structure of market beliefs.
- (ii) *Investment*. This function reveals the impact of the endogenous propagation mechanism of the model. The 2% monetary shock alters private expectations and causes a large .3% burst of investments which slowly decreases in magnitude. It is the size and sharp nature of this burst which explains the impulse response of other variables.
- (iii) *Consumption*. Although the response of consumption exhibits familiar hump shaped form, it also has the feature of starting with a *negative* impulse at date 0. This is due to the special features of our model. The monetary shock alters expectations and results in a burst of investments. Due to lack of persistence in perceived returns on investments, agents reduce present consumption in order to finance investments. Following the initial decline consumption rises, reaches a maximal deviation from trend, and then returns to trend.
- (iv) *Nominal Interest Rate*. The model has no riskless asset hence the impulse response function of the nominal interest rate is relatively simple. A 2% monetary shock causes only a 1.8% instantaneous inflation at date 0. The burst of investments leads to an increased demand for funds which pushes real interest rates higher. As the investments effect declines, the full price level adjustment is completed.
- (iv) *Hours*. This function shows the final dimension of the increased demand for investments generated by a monetary shock. As agents perceive higher rates of return on investments they desire to work more hours to finance such investments, revealing a .1% rise of hours.

2.5e *Why Do Monetary Shocks Have Real Effects and Positive Shocks Increase Output: A Simple Intuitive Explanation*

Why do monetary shocks have real effects and why do positive shocks have positive effects on output? These are two *separate* questions which we address separately. The real

effects of money in an RBE is a *generic property arising from the diversity of beliefs*. Monetary shocks have a real effect because agents have diverse forecasts of all variables in the economy. They disagree about the effects of monetary shocks on inflation because they have different forecasts of the rate of return on investments and hence of the demand for money which results from differing investment rates. Also, agents disagree about the distribution of future monetary shocks and hence about the cost of holding money. This argument is not reduced to a sunspot argument saying that money has an effect because agents expect it to have an effect. Agents have different forecasts of the real variables in the economy and once they disagree on the inflation forecast given any monetary shock, monetary shocks have real effects. This is analogous to Lucas' (1972) argument explaining non-neutrality by agents' "confusion" between monetary and real shocks. In an RBE there is no confusion about shocks, only disagreement about forecasting the future and this is sufficient for money to have real effects (for a similar argument see Motolesse (2000),(2001)). *Once agents perceive money to have a real effect, it is rational for them to incorporate monetary shocks as a component affecting their own beliefs about all variables in the economy* (i.e. for q_t to affect agents' perceptions). We now turn to the second question.

Why do *positive* monetary shocks *increase* output? Given the fact, explained in the previous paragraph, that money has an effect on the belief of agents, the answer to the last question is simple: a positive monetary shock in the model generates optimism among agents about higher rates of return on investments and thus causes them to be willing to engage in more risky investments. When this occurs they increase their inputs into investment projects. For that purpose they work harder and lower a bit their consumption in order to finance the desired investments. In our model these effects are short lived because there is no persistence in either the beliefs or in investment opportunities. However, the fact that these effects are short lived has nothing to do with the idea of agents being "surprised" by monetary shocks. Our explanation is typical of the mechanism which operates in any RBE model. In future work we hope to modify the model so that this conclusion becomes more transparent.

In the present model the mechanism is a bit complicated because of our assumption that there are two investment opportunities and only one i.i.d. random variable to determines their

productivity. The result is that whenever agents are optimistic about higher returns in project S they *must* be pessimistic about returns in project M. Hence, it is impossible for them to be optimistic about future returns in both projects. When $y_t^k > 0$ they are optimistic about project M, they increase investments in M but decrease investments in S. The opposite is true when $y_t^k < 0$. In the model monetary shocks alter the impact of y_t^k on the perceptions of future returns on assets. Hence, in order to stipulate that agents take more risk in response to a monetary shock we require that $|\lambda^{k\varphi}(\varrho_t)|$ in equation (17c) *increases* with ϱ_t . This achieves the task since when $|\lambda^{k\varphi}(\varrho_t)|$ increases with ϱ_t , a larger monetary shock amplifies the impact of y_t^k on forecasted returns on investment. Indeed, it increases the forecasted deviation of φ_{t+1} from 0 and hence increases the expected returns on investments. This, in turn, increases the desire to invest.

But then, one may object, our conclusion regarding the positive effect of monetary shocks hinges on the shocks having the “right” effect on beliefs (via a parameter like $\lambda^{k\varphi}(\varrho_t)$). This is entirely true: the positive association will not be present unless parameters like $|\lambda^{k\varphi}(\varrho_t)|$ change in the “right” way. But then recall that in an RBE monetary shocks have real effects and all agents recognize this. Once real effects - positive or negative - are present in the economy then, like all endogenous uncertainty, they become part of reality and impact the beliefs of agents. In fact, the idea that actions of the central bank affect expectations of agents is central to modern thinking about monetary policy. Most discussions about credibility of the central bank have to do with the impact of policy on beliefs and the effect of policy on beliefs is central to the DNK theory discussed earlier (e.g. Woodford (2001b)).

The fact that policy has an impact on beliefs is clear; the only question is what that impact is. In this paper we have not developed a formal theory of this impact. Instead, we assumed that such an effect exists *and have proved that it can be rationalized*. The assumption that parameters like $|\lambda^{k\varphi}(\varrho_t)|$ have the right slope are then conditions specifying what it takes for a monetary shock to have a positive effect on output. This discussion also shows that a monetary equilibrium cannot be complete without a full specification of monetary policy.

2.5g *What Have We Learned from the Model?*

Computational economics is a useful tool for theoretical work in dynamic equilibrium analysis when analytical results are difficult to obtain. Many of our numerical results will change with changes in parameters or specification. Our model has several unrealistic features which result in no persistence of investment opportunities and no persistence beliefs. Also, the linear structure of the investment sector is too simplistic and results in low volatility of the price of traded capital goods. Hence, any effort to calibrate the model would require significant model restructuring. However, our objective was to formulate an analytical framework in which the impact of diverse beliefs can be evaluated and, in our view, the present model demonstrated the importance of this economic factor. There are other conclusions which, we believe, can be drawn at this time since *they are generic to any RBE model*. We offer a short summary of these:

- (i) Diversity of beliefs in an RBE is a propagation mechanism capable of producing volatility of order of magnitude observed in the data. The mechanism operating in the investment sector applies to other intertemporal decisions such as consumer durables, public investments etc.
- (ii) The RBE offers an integrated theory of real and financial volatility where fluctuations in both sectors are *jointly* propagated. It provides a direct explanation for the high volume of trade on financial markets and for the high volatility of aggregate investments.
- (iii) Diverse beliefs in the RBE explain most of the familiar features of monetary equilibria in which money has real effects. This includes, money non-neutrality, Phillips curve and impulse response functions with respect to monetary shocks but these have nothing to do with “surprises” of agents. It arises in the RBE due to the fact that a positive monetary shock reduces the risk premium which agents require in order to engage in risky investments.

A methodological point is also appropriate. We use the “distribution of beliefs” as an *explanatory variable* of market performance. Indeed, the use of the distribution of beliefs as an explanatory variable is central to all work on market volatility in RBE cited in this paper. It is our view that the distribution of beliefs *is as valid an explanatory variable as any information about characteristics of agents or technology* used routinely in economic analysis to explain market performance. For this reason we think that the distribution of beliefs is a useful information for the formulation of monetary policy. That is, since an important component of

economic fluctuations is endogenous, caused by the beliefs of agents, the conduct of monetary policy could be improved by incorporating information about the distribution of beliefs in the market.

3. **What is the Rationale for and Object of Monetary Policy?**

We turn now to a brief discussion of the justification for monetary policy. Due to the endogenous component of volatility, the level of risk in a market economy is greater than the level induced by exogenous shocks. But if social risk is caused by human conduct, then society may elect to place some limits on individual choice so as to reduce the level of such endogenous volatility. This was a line of thought discussed by Kurz [1997] (see page ix-x) and explored by Nielsen [1998], [2000]. It is a fact that an RBE with complete hedging opportunities is ex-ante Pareto optimal and in that case any effective public policy will make some agents worse off in terms of their *ex-ante expected utility*. As a side remark we note that RBE are generically incomplete due to the lack of observability of the states of beliefs, as is the case with the model economy of this paper. Nevertheless, the theory of RBE offers an important role for the Central Bank *regardless of market completeness*. The aim of monetary policy is *to reduce the excess endogenous volatility component of economic activity and of the price level*. Since a Central Bank cannot reduce volatility caused by exogenous shocks, the task of reducing the endogenous component is both attainable and socially desirable. However, this task requires some choices.

Freedom of choice of investors is the foundation of all efficiency considerations leading to ex-ante Pareto optimality of the allocation in a market economy. However, the price of such freedom is the excessive level of volatility in the market which is caused by the diverse and often inconsistent beliefs of investors. To support our position that monetary policy is justified in an RBE, we need to argue that the ex-post excess volatility of a market economy is undesirable.

The problem of reconciling ex-ante and ex-post outcomes is not new. It was discussed by Diamond (1967), Drèze (1970), Starr (1973), Mirrlees (1974), Hammond (1981), (1983), Nielsen (1998)(2000), Silvestre (1999) and others. The interest in an ex-post concept of optimality was motivated by two considerations. First, researchers held the view that in an uncertain world agents may hold “incorrect” probability beliefs and hence regret their decisions (e.g. Hammond

(1981), page 236). Also, social preferences over income distribution could be sensitive to ex-post outcomes rather than ex-ante anticipated distribution of consumptions. Second, diverse and often inconsistent probability beliefs raise difficulties in defining a “representative consumer” who holds a social expected utility.¹⁰ Hammond’s (1981),(1983) concept of Ex-Post Welfare Function proposes that society should disregard the probability beliefs of individual agents in favor of the social planner’s own consistent probabilities over states.

The RBE theory offers some new elements which enables a different perspective of Ex-Post optimality. In an RBE agents typically hold diverse non-stationary beliefs and society, represented by the central bank, recognizes that when agents hold diverse and inconsistent beliefs *some or all* of them are wrong. Since society does not have better information than private agents the central bank cannot determine whose beliefs are right. Hence, monetary policy must be symmetric with respect to the diverse beliefs. Over time any agent may hold correct or incorrect beliefs in the form of a subjective joint distribution over observables. Hence, public policy must be optimal in the long run, in the sense that it should be a good policy for any configuration of beliefs that agents may hold over time. The rationality conditions in an RBE imply that the mean belief of any agent over time is exactly the stationary measure¹¹ and this probability is also the expected probability belief of an agent on any date. Hence, public policy should be optimal with respect to the stationary measure. That is, it should seek to maximize expected welfare not with respect to the belief of any particular agent but rather with respect to the long run empirical distribution. Also, agents agree upon the stationary measure since it is the probability on sequences deduced from the empirical distribution of observables, and this distribution is known to all. An example will illustrate.

An Example

For simplicity, the example focuses on improving long run welfare rather than on

¹⁰ Diverse and inconsistent subjective probability beliefs raise difficulties in defining an equilibrium in games with incomplete information and have lead to the “Harsanyi Doctrine” of a common prior in game theory.

¹¹ That is, the mean transition function or joint density over observable variables, employed by an agent at different dates, is equal to the transition function or joint density over all observable variables in the economy defined by the stationary measure (or, empirical distribution).

monetary policy. To that end, consider an infinite horizon economy with a complete market structure (an assumption not satisfied in the RBE above). Within this economy there is a leading sector using a technology which is similar to the one used in the investment sector of the model in Section 2. There is a large number of identical firms each led by an investor-entrepreneur. At each date an investor-entrepreneur uses the publicly available technology to produce output. The constant returns to scale technology employs two agents who live for one period: the investor with endowment of 1 and a worker who works for the investor and receives 25% of the output.

At every date t an investor allocates his endowment between activities M and S whose technological nature varies over time. However, at all dates uncertainty is represented by two states, L and R. The long term empirical distribution of the realized states is 1/2 for L and 1/2 for R with no serial correlation, and hence the stationary measure is i.i.d. with probability of each state being 1/2. Trading and investments take place in the morning, output and consumption in the afternoon. Investors' beliefs are such that at each t the investors are certain that either L or R will be realized. They hold Rational Beliefs hence 1/2 of the time they are certain L will be realized and 1/2 of the time they are certain R will be realized. Beliefs of investors are perfectly correlated. Output possibilities are represented by the following function. If an investor at t places X units in activity S and Y units in activity M subject to $X + Y = 1$, output will be the following random variable

$$\text{Output}_t \equiv \begin{cases} 2.8X + 1.8Y & \text{if } L \text{ is realized} \\ 2Y & \text{if } R \text{ is realized.} \end{cases}$$

When an investor is certain L will be realized he selects ($X= 1, Y= 0$); when he is certain R will be realized he selects ($X = 0, Y = 1$). Since the stationary measure is i.i.d. with probability of L being 1/2, the empirical distribution of outputs and individual shares of the two participants are

<u>proportion of time</u>	<u>output</u>	<u>investor's share</u>	<u>worker's share</u>
25%	2.800	2.100	.700
25%	0	0	0
25%	2.000	1.500	.500
<u>25%</u>	<u>1.800</u>	<u>1.350</u>	<u>.450</u>
Mean:	1.650	1.2375	.4125

The "proportion of time" entries in the table are probabilities according to the stationary measure.

Note the free market allocation results in outstanding performance 75% of the time. However, in 25% of the time it has catastrophic consequences, generating significant volatility. Now if society selects $X = \frac{1}{15}$ and $Y = \frac{14}{15}$ at all dates, the following allocation is socially feasible:

<u>proportion of time</u>	<u>output</u>	<u>investor's share</u>	<u>worker's share</u>
25%	1.867	1.400	.467
25%	1.867	1.400	.467
25%	1.867	1.400	.467
<u>25%</u>	<u>1.867</u>	<u>1.400</u>	<u>.467</u>
Mean:	1.867	1.400	.467

Although the first allocation is ex-ante Pareto optimal *relative to the beliefs of agents*, the second allocation stochastically dominates the first relative to the stationary measure. A social planner with concave utility will prefer the second allocation if he uses the i.i.d. stationary measure.

In our view the second allocation is an appropriate goal for stabilization policy. One may argue that in the free market allocation agents have opportunities to hedge their positions and insure against all risks, given their beliefs. This is entirely true but fails to address the fact that the first allocation results both in excess fluctuations as well as in a significant *loss of social resources* in the catastrophic states. Moreover, the bad states which entail the loss of social resources *are endogenous, man made, and subject incentives*. They are not due to exogenous factors but rather to beliefs and decisions of agents. Because of these lost resources the long term average consumption is higher in the second allocation than in the first. The example is easily extended to other forms of investment. Thus, the problem of economic volatility is not only one of smoothing consumption. It also entails lost social resources resulting from intertemporal decisions that are optimal relative to the agent's wrong beliefs, but which may not be socially desirable in the long run. Some may regard our example as one of *market externalities of beliefs* and there is some truth to this label. However, this is merely a terminological resolution. In future papers we shall explore these issues in more detail.

References

- Basu, S. (1996): "Procyclical Productivity: Increasing Returns or Cyclical Utilization?" *The Quarterly Journal of Economics*, **111**, 719 -751.
- Bernanke, B.S., Gertler, M. (1989): "Agency Cost, Net Worth, and Business Fluctuations". *American Economic Review*, **79**, 14 - 31.

- Bernanke, B.S., Gertler, M. Gilchrist, S. (1999): The Financial Accelerator in a Quantitative Business Cycle Framework." In J. Taylor and M. Woodford (eds.) *The Handbook of Macroeconomics, Volume 1C*. Amsterdam: North-Holland, Chapter 21, 1342 -1385.
- Burnside, C., Eichenbaum, M., Rebelo S.T. (1995): "Capital Utilization and Returns to Scale," in: J.J. Rotemberg and B.S. Bernanke, eds. *NBER Macroeconomics Annual*, Cambridge, MA: MIT Press.
- Calvo, G. A. (1983): "Staggered Prices in a Utility-Maximizing Framework." *Journal of Monetary Economics*, 12, 383 - 398.
- Carlstrom, C., Fuerst, T. (1997): "Agency Cost, Net Worth, and Business Fluctuations: A Computable General Equilibrium Analysis". *American Economic Review*, 87, 893 - 910.
- Clarida, R., Gali, J., Gertler, M. (1999): "The Science of Monetary Policy: A New Keynesian Perspective." *Journal of Economic Literature*, 37, 1661 - 1707.
- Cole, H.L., Ohanian, L.E. (2000): "The Great Depression in the United States from a Neoclassical Perspective." *Federal Reserve Bank of Minneapolis Quarterly Review*, Winter, 23, 2-24.
- Diamond, P. A. (1976): "Cardinal Welfare, Individualistic Ethics and Interpersonal Comparisons of Utility: A Comment." *Journal of Political Economy*, 75, 765-766.
- Dreze, J. (1970): "Market Allocation Under Uncertainty." *European Economic Review*, 2, 133 - 165.
- Eichenbaum, M. (1991): "Real Business-Cycle Theory, Wisdom or Whimsy?" *Journal of Economic Dynamics and Control*, 15, 607 - 626.
- Frydman, R., Phelps, E.S. (1983): *Individual Forecasting and Aggregate Outcomes: "Rational Expectations" Examined*. Cambridge: Cambridge University Press.
- Garmaise, M.J. (1998): *Diversity of Beliefs, Informed Investors and Financial Contracting*. Ph.D dissertation submitted to the Graduate School of Business, Stanford University, June.
- Greenwood, J., Hercowitz, Z., Huffman, G.W. (1988): "Investment, Capacity Utilization, and the Real Business Cycle." *American Economic Review* 78, 402 - 417.
- Hammond, P.J. (1981): "Ex-ante and Ex-post Welfare Optimality Under Uncertainty." *Economica* 48, 235 - 250.
- Hammond, P.J. (1983): "Ex-post Optimality as a Dynamically Consistent Objective for Collective Choice Under Uncertainty." In Pattanaik, P.K., Salle, M. (ed.): *Social Choice and Welfare*, Chapter 10, 175 - 205, Amsterdam: North Holland.
- Keynes, J. M. (1936): *The General Theory of Employment, Interest and Money*. Reprinted by Harbinger, Harcourt Brace and World, 1964.
- King, R.G., Plosser, C.I., Rebelo, S.T. (1988): "Production, Growth and Business Cycles." *Journal of Monetary Economics* 21, 195 - 232.
- King, R.G., Rebelo, S.T. (1999): "Resuscitating Real Business Cycles." In J. Taylor and M. Woodford (eds.), *Handbook of Macroeconomics, Volume 1B*. Amsterdam: North-Holland, Chapter 14, 927 -1007.
- Kurz, M. (1974): The Kesten-Stigum Model and the Treatment of Uncertainty in Equilibrium Theory. In Balch, M.S., McFadden, D.L., Wu, S.Y. (ed.): *Essays on economic behavior under uncertainty*, 389-399, Amsterdam: North Holland.
- Kurz, M. (1994): On the Structure and Diversity of Rational Beliefs. *Economic Theory* 4, pp.

- 877 - 900 . (An edited version appears as Chapter 2 of Kurz, M. (ed.): 1997)
- Kurz, M. (ed.) (1996): Symposium: Rational Beliefs and Endogenous Uncertainty. *Economic Theory*, **8**, 383 - 553.
- Kurz, M. (ed) (1997): *Endogenous Economic Fluctuations: Studies in the Theory of Rational Belief*. Studies in Economic Theory, No. **6**, Berlin and New York: Springer-Verlag.
- Kurz, M. (1997a): Asset Prices with Rational Beliefs. In Kurz, M.(ed.). (1997), Chapter **9**, 211 - 250.
- Kurz, M. (1997b): On the Volatility of Foreign Exchange Rates. In Kurz, M. (ed.). (1997) , Chapter **12**, 317 - 352.
- Kurz, M., Beltratti, A. (1997) : The Equity Premium is No Puzzle. In Kurz, M. (ed.): 1997, Chapter **11**, 283 - 316.
- Kurz, M., Schneider, M. (1996): Coordination and Correlation in Markov Rational Belief Equilibria. *Economic Theory* **8**, pp. 489.
- Kurz, M., Motolese, M. (2001): Endogenous Uncertainty and Market Volatility. *Economic Theory*, **17**, 497 - 544.
- Lindahl, E. (1939) : *Studies in the theory of money and capital*. London: George Allen and Unwin Ltd.
- Lucas, R. E. Jr. (1972): "Expectations and the Neutrality of Money." *Journal of Economic Theory*, **4**, 103-1024.
- Mirrlees, J. A. (1974): "Notes On Welfare Economics, Information and Uncertainty. In Balch, M.S., McFadden, D.L., Wu, S.Y. (ed.): *Essays on economic behavior under uncertainty*, 243 -258, Amsterdam: North Holland.
- Mishkin, F. (1982): "Does Unanticipated Money Matter? An Econometric Investigation." *Journal of Political Economy*, **91**, 22-51.
- Motolese, M. (2000): "Endogenous Uncertainty and the Non-Neutrality of Money." Manuscript, Università Cattolica di Milano, May 8.
- Motolese, M. (2001): "Money Non-Neutrality in a Rational Belief Equilibrium with Financial Assets. *Economic Theory*, **18**, 97 - 16.
- Myrdal, G. (1939) : *Monetary equilibrium*. Reprints of economic classics, New York: Augustus M. Kelley 1962.
- Nielsen, K. C. (1996): "Rational Belief Structures and Rational Belief Equilibria. *Economic Theory*, **8**, 339 - 422.
- Nielsen, K. C. (1998): "Monetary Union versus Floating Exchange Rates under Rational Beliefs: the Role of Exogenous Uncertainty. Working paper, University of Copenhagen.
- Nielsen, K. C. (2000): "Stabilizing, Pareto Improving Policies in an OLG Model with Incomplete Markets: The Rational Expectations and Rational Beliefs Case." Manuscript, Banco de España, May 19.
- Pigou, A.C. (1941): *Employment and equilibrium*. London: Macmillan and Co.
- Radner, R. (1972): "Existence of equilibrium of plans, prices and price expectations in a sequence of Markets." *Econometrica* **40**, 289-303.
- Rotemberg, J. J., Woodford, M. (1999): "The Cyclical Behavior of Prices and Cost." NBER Working Paper 6909, Cambridge: National Bureau of Economic Research.
- Silvestre, J. (1999): "Discrepancies Between Ex-Ante and Ex-Post Efficiency Under Subjective

- Probabilities.” Working Paper, University of California at Davis, January, (forthcoming in *Economic Theory*, 2001).
- Starr, R.(1976): “Optimal Production and Allocation Under Uncertainty.” *Quarterly Journal of Economics*, **87**, 81-95.
- Stock, H. J., Watson, W. M. (1999a): “Diffusion Indexes.” Department of Economics, Princeton University.
- Stock, H. J., Watson, W. M. (1999b): “Forecasting Inflation.” Department of Economics, Princeton University.
- Stock, H. J., Watson, W. M. (2001): “Forecasting Output and Inflation: The Role of Asset Prices.” Department of Economics, Princeton University, February.
- Summers, L. H. (1986): “Some Skeptical Observations on Real Business Cycle Theory.” *Federal Reserve Bank of Minneapolis Quarterly Review* **10**, 23 - 27.
- Taylor, J. B. (1980): “Staggered Contracts.” *Carnegie - Rochester Conference Series On Public Policy* **39**, 195-214.
- Taylor, J. B. (1993): “Discretion Versus Policy Rules in Practice.” *Carnegie - Rochester Conference Series On Public Policy* **39**, 195-214.
- Taylor, J.B. (ed.) (2000): *Monetary Policy Rules*. Chicago: Chicago University Press.
- Thornton, H. (1802) : *An inquiry into the nature and effects of the paper credit of Great Britain*. Edited with an introduction by F.A. v. Hayek, New York: Augustus K. Kelley 1962.
- Wen, Y. (1998a): "Investment Cycles." *Journal of Economic Dynamic and Control* **22**, 1139 - 1165.
- Wen, Y. (1998b): "Can a Real Business Cycle Model Pass the Watson Test?" *Journal of Monetary Economics* **42**, 185 - 203.
- Woodford, M. (1999): "Interest and Prices, Chapter 2: Price-Level Determination Under Interest-Rate Rules." Mimeo, Princeton University, April.
- Woodford, M. (2000): "Interest and Prices, Chapter 4: A Neo-Wicksellian Framework for the Analysis of Monetary Policy." Mimeo, Princeton University, September.
- Woodford, M. (2001a): "Interest and Prices, Chapter 3: Optimizing Models with Nominal Rigidities." Mimeo, Princeton University, February, 2001.
- Woodford, M. (2001b): "Inflation Stabilization and Welfare." Working Paper 8071, National Bureau of Economic Research, Cambridge, Massachusetts, January.
- Wu, H. W. (2001): “Effects of Speculation on Asset Prices and Trading Volume in a Large Economy.” Draft, National University of Taiwan. Paper presented at the SAET meeting, Ischia, July 2-8, 2001.
- Yun, T. (1996): "Nominal Price Rigidity, Money Supply Endogeneity, and Business Cycles." *Journal of Monetary Economics* **37**, 345 - 370.

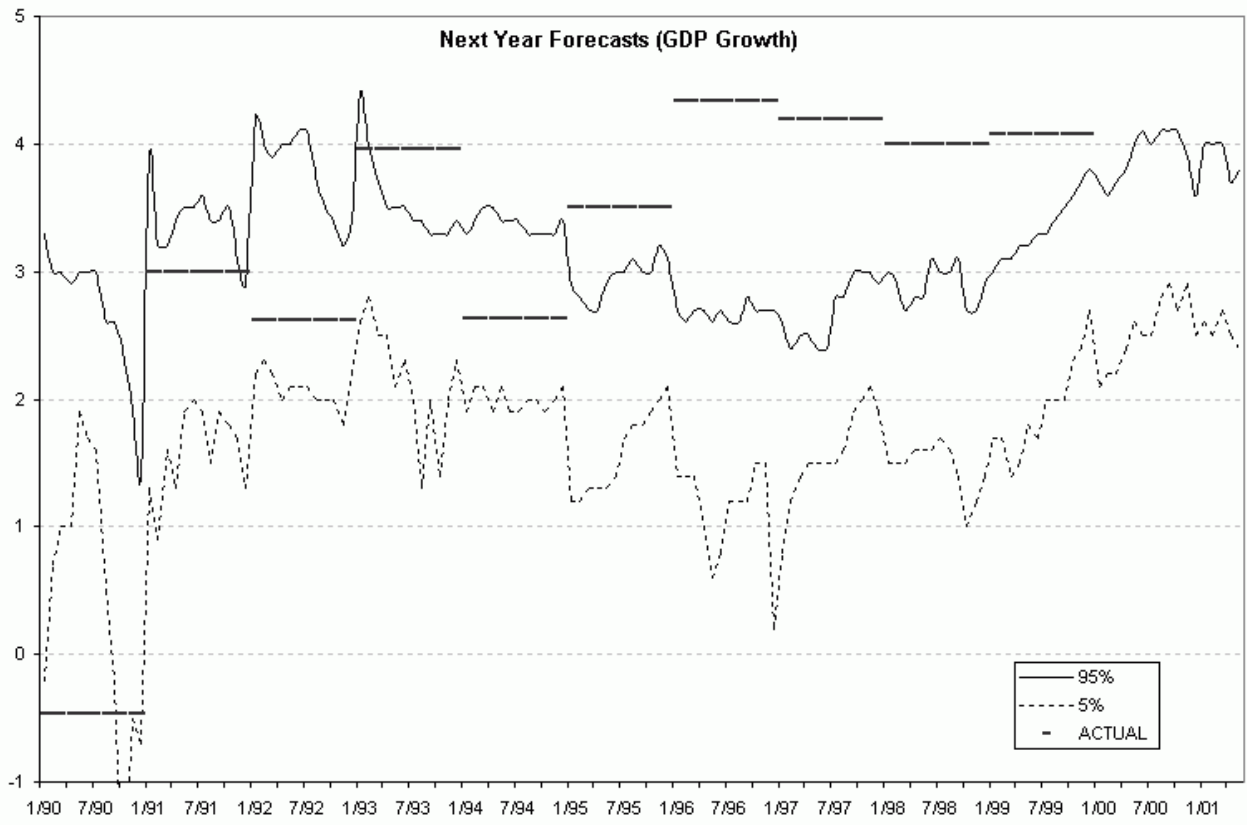


Figure 1: Distribution of Private Forecasts of GDP Growth

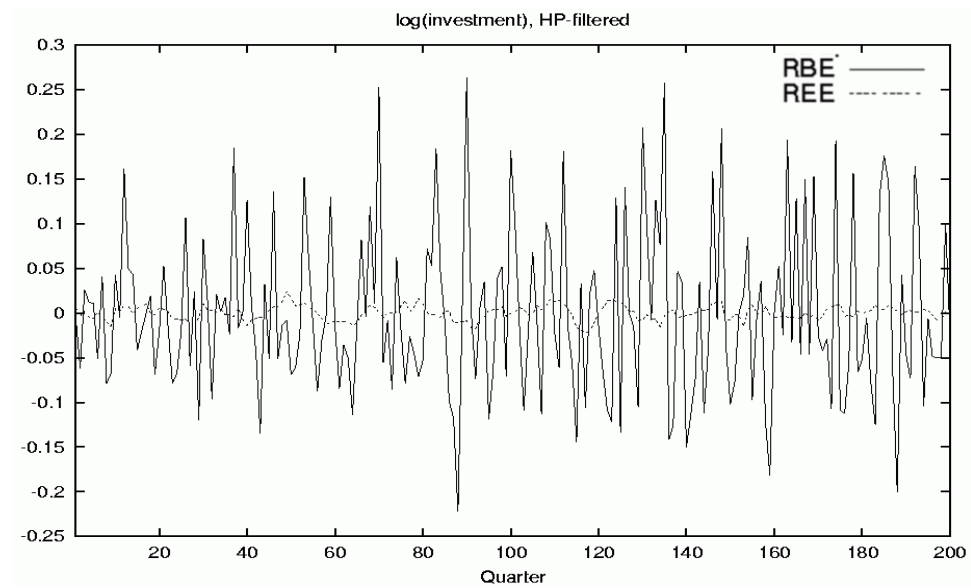
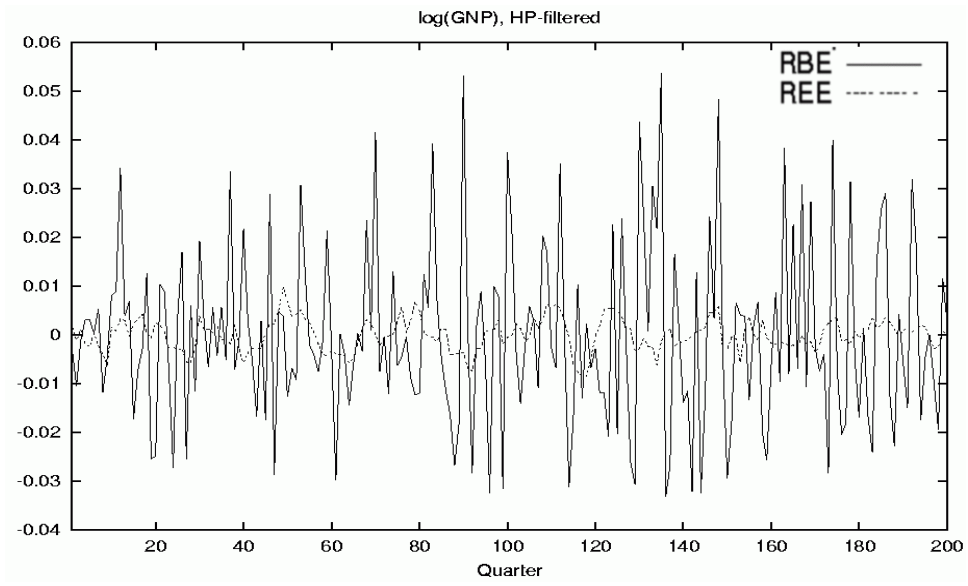


Figure 2: Comparative Volatility of GNP and Investment in REE and RBE

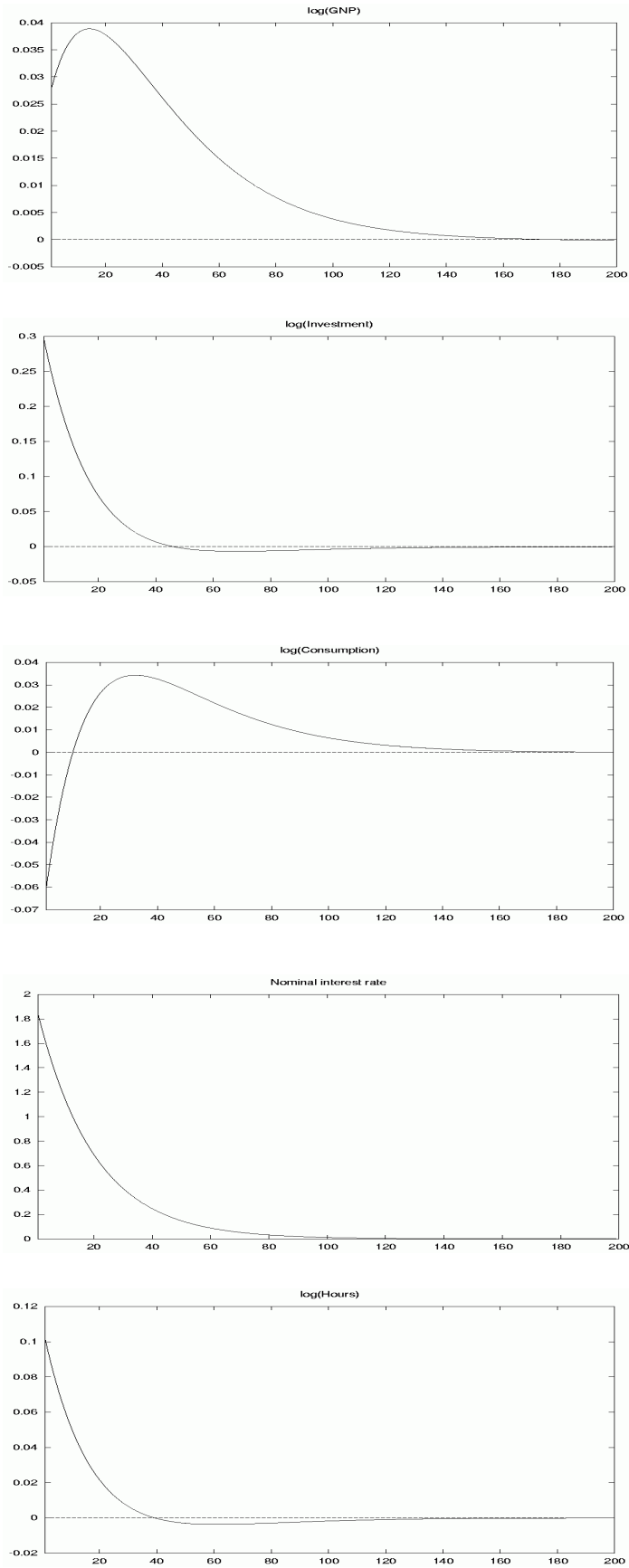


Figure 3: Impulse response to a +2% monetary shock

NOTE DI LAVORO DELLA FONDAZIONE ENI ENRICO MATTEI
Fondazione Eni Enrico Mattei Working Papers Series

Our working papers are available on the Internet at the following addresses:

Server WWW: WWW.FEEM.IT

Anonymous FTP: FTP.FEEM.IT

To order any of these papers, please fill out the form at the end of the list.

SUST	1.2001	<i>Inge MAYERES and Stef PROOST: Should Diesel Cars in Europe be Discouraged?</i>
SUST	2.2001	<i>Paola DORIA and Davide PETTENELLA: The Decision Making Process in Defining and Protecting Critical Natural Capital</i>
CLIM	3.2001	<i>Alberto PENCH: Green Tax Reforms in a Computable General Equilibrium Model for Italy</i>
CLIM	4.2001	<i>Maurizio BUSSOLO and Dino PINELLI: Green Taxes: Environment, Employment and Growth</i>
CLIM	5.2001	<i>Marco STAMPINI: Tax Reforms and Environmental Policies for Italy</i>
ETA	6.2001	<i>Walid OUESLATI: Environmental Fiscal Policy in an Endogenous Growth Model with Human Capital</i>
CLIM	7.2001	<i>Umberto CIORBA, Alessandro LANZA and Francesco PAULI: Kyoto Commitment and Emission Trading: a European Union Perspective</i>
MGMT	8.2001	<i>Brian SLACK (xlv): Globalisation in Maritime Transportation: Competition, uncertainty and implications for port development strategy</i>
VOL	9.2001	<i>Giulia PESARO: Environmental Voluntary Agreements: A New Model of Co-operation Between Public and Economic Actors</i>
VOL	10.2001	<i>Cathrine HAGEM: Climate Policy, Asymmetric Information and Firm Survival</i>
ETA	11.2001	<i>Sergio CURRARINI and Marco MARINI: A Sequential Approach to the Characteristic Function and the Core in Games with Externalities</i>
ETA	12.2001	<i>Gaetano BLOISE, Sergio CURRARINI and Nicholas KIKIDIS: Inflation and Welfare in an OLG Economy with a Privately Provided Public Good</i>
KNOW	13.2001	<i>Paolo SURICO: Globalisation and Trade: A "New Economic Geography" Perspective</i>
ETA	14.2001	<i>Valentina BOSETTI and Vincenzina MESSINA: Quasi Option Value and Irreversible Choices</i>
CLIM	15.2001	<i>Guy ENGELN (xlii): Desertification and Land Degradation in Mediterranean Areas: from Science to Integrated Policy Making</i>
SUST	16.2001	<i>Julie Catherine SORS: Measuring Progress Towards Sustainable Development in Venice: A Comparative Assessment of Methods and Approaches</i>
SUST	17.2001	<i>Julie Catherine SORS: Public Participation in Local Agenda 21: A Review of Traditional and Innovative Tools</i>
CLIM	18.2001	<i>Johan ALBRECHT and Niko GOBBIN: Schumpeter and the Rise of Modern Environmentalism</i>
VOL	19.2001	<i>Rinaldo BRAU, Carlo CARRARO and Giulio GOLFETTO (xliii): Participation Incentives and the Design of Voluntary Agreements</i>
ETA	20.2001	<i>Paola ROTA: Dynamic Labour Demand with Lumpy and Kinked Adjustment Costs</i>
ETA	21.2001	<i>Paola ROTA: Empirical Representation of Firms' Employment Decisions by an (S,s) Rule</i>
ETA	22.2001	<i>Paola ROTA: What Do We Gain by Being Discrete? An Introduction to the Econometrics of Discrete Decision Processes</i>
PRIV	23.2001	<i>Stefano BOSI, Guillaume GIRMANS and Michel GUILLARD: Optimal Privatisation Design and Financial Markets</i>
KNOW	24.2001	<i>Giorgio BRUNELLO, Claudio LUPI, Patrizia ORDINE, and Maria Luisa PARISI: Beyond National Institutions: Labour Taxes and Regional Unemployment in Italy</i>
ETA	25.2001	<i>Klaus CONRAD: Locational Competition under Environmental Regulation when Input Prices and Productivity Differ</i>
PRIV	26.2001	<i>Bernardo BORTOLOTTI, Juliet D'SOUZA, Marcella FANTINI and William L. MEGGINSON: Sources of Performance Improvement in Privatised Firms: A Clinical Study of the Global Telecommunications Industry</i>
CLIM	27.2001	<i>Frédéric BROCHIER and Emiliano RAMIERI: Climate Change Impacts on the Mediterranean Coastal Zones</i>
ETA	28.2001	<i>Nunzio CAPPUCCIO and Michele MORETTO: Comments on the Investment-Uncertainty Relationship in a Real Option Model</i>
KNOW	29.2001	<i>Giorgio BRUNELLO: Absolute Risk Aversion and the Returns to Education</i>
CLIM	30.2001	<i>ZhongXiang ZHANG: Meeting the Kyoto Targets: The Importance of Developing Country Participation</i>
ETA	31.2001	<i>Jonathan D. KAPLAN, Richard E. HOWITT and Y. Hossein FARZIN: An Information-Theoretical Analysis of Budget-Constrained Nonpoint Source Pollution Control</i>
MGMT	32.2001	<i>Roberta SALOMONE and Giulia GALLUCCIO: Environmental Issues and Financial Reporting Trends</i>

Coalition Theory Network	33.2001	<i>Shlomo WEBER and Hans WIESMETH</i> : <u>From Autarky to Free Trade: The Impact on Environment</u>
ETA	34.2001	<i>Margarita GENIUS and Elisabetta STRAZZERA</i> : <u>Model Selection and Tests for Non Nested Contingent Valuation Models: An Assessment of Methods</u>
NRM	35.2001	<i>Carlo GIUPPONI</i> : <u>The Substitution of Hazardous Molecules in Production Processes: The Atrazine Case Study in Italian Agriculture</u>
KNOW	36.2001	<i>Raffaele PACI and Francesco PIGLIARU</i> : <u>Technological Diffusion, Spatial Spillovers and Regional Convergence in Europe</u>
PRIV	37.2001	<i>Bernardo BORTOLOTTI</i> : <u>Privatisation, Large Shareholders, and Sequential Auctions of Shares</u>
CLIM	38.2001	<i>Barbara BUCHNER</i> : <u>What Really Happened in The Hague? Report on the COP6, Part I, 13-25 November 2000, The Hague, The Netherlands</u>
PRIV	39.2001	<i>Giacomo CALZOLARI and Carlo SCARPA</i> : <u>Regulation at Home, Competition Abroad: A Theoretical Framework</u>
KNOW	40.2001	<i>Giorgio BRUNELLO</i> : <u>On the Complementarity between Education and Training in Europe</u>
Coalition Theory Network	41.2001	<i>Alain DESDOIGTS and Fabien MOIZEAU</i> (xlv): <u>Multiple Politico-Economic Regimes, Inequality and Growth</u>
Coalition Theory Network	42.2001	<i>Parkash CHANDER and Henry TULKENS</i> (xlv): <u>Limits to Climate Change</u>
Coalition Theory Network	43.2001	<i>Michael FINUS and Bianca RUNDSHAGEN</i> (xlv): <u>Endogenous Coalition Formation in Global Pollution Control</u>
Coalition Theory Network	44.2001	<i>Wietze LISE, Richard S.J. TOL and Bob van der ZWAAN</i> (xlv): <u>Negotiating Climate Change as a Social Situation</u>
NRM	45.2001	<i>Mohamad R. KHAWLIE</i> (xlvii): <u>The Impacts of Climate Change on Water Resources of Lebanon-Eastern Mediterranean</u>
NRM	46.2001	<i>Mutasem EL-FADEL and E. BOU-ZEID</i> (xlvii): <u>Climate Change and Water Resources in the Middle East: Vulnerability, Socio-Economic Impacts and Adaptation</u>
NRM	47.2001	<i>Eva IGLESIAS, Alberto GARRIDO and Almudena GOMEZ</i> (xlvii): <u>An Economic Drought Management Index to Evaluate Water Institutions' Performance Under Uncertainty and Climate Change</u>
CLIM	48.2001	<i>Wietze LISE and Richard S.J. TOL</i> (xlvii): <u>Impact of Climate on Tourist Demand</u>
CLIM	49.2001	<i>Francesco BOSELLO, Barbara BUCHNER, Carlo CARRARO and Davide RAGGI</i> : <u>Can Equity Enhance Efficiency? Lessons from the Kyoto Protocol</u>
SUST	50.2001	<i>Roberto ROSON</i> (xlviii): <u>Carbon Leakage in a Small Open Economy with Capital Mobility</u>
SUST	51.2001	<i>Edwin WOERDMAN</i> (xlviii): <u>Developing a European Carbon Trading Market: Will Permit Allocation Distort Competition and Lead to State Aid?</u>
SUST	52.2001	<i>Richard N. COOPER</i> (xlviii): <u>The Kyoto Protocol: A Flawed Concept</u>
SUST	53.2001	<i>Kari KANGAS</i> (xlviii): <u>Trade Liberalisation, Changing Forest Management and Roundwood Trade in Europe</u>
SUST	54.2001	<i>Xueqin ZHU and Ekko VAN IERLAND</i> (xlviii): <u>Effects of the Enlargement of EU on Trade and the Environment</u>
SUST	55.2001	<i>M. Ozgur KAYALICA and Sajal LAHIRI</i> (xlviii): <u>Strategic Environmental Policies in the Presence of Foreign Direct Investment</u>
SUST	56.2001	<i>Savas ALPAY</i> (xlviii): <u>Can Environmental Regulations be Compatible with Higher International Competitiveness? Some New Theoretical Insights</u>
SUST	57.2001	<i>Roldan MURADIAN, Martin O'CONNOR, Joan MARTINEZ-ALER</i> (xlviii): <u>Embodied Pollution in Trade: Estimating the "Environmental Load Displacement" of Industrialised Countries</u>
SUST	58.2001	<i>Matthew R. AUER and Rafael REUVENY</i> (xlviii): <u>Foreign Aid and Direct Investment: Key Players in the Environmental Restoration of Central and Eastern Europe</u>
SUST	59.2001	<i>Onno J. KUIK and Frans H. OOSTERHUIS</i> (xlviii): <u>Lessons from the Southern Enlargement of the EU for the Environmental Dimensions of Eastern Enlargement, in particular for Poland</u>
ETA	60.2001	<i>Carlo CARRARO, Alessandra POME and Domenico SINISCALCO</i> (xlix): <u>Science vs. Profit in Research: Lessons from the Human Genome Project</u>
CLIM	61.2001	<i>Efrem CASTELNUOVO, Michele MORETTO and Sergio VERGALLI</i> : <u>Global Warming, Uncertainty and Endogenous Technical Change: Implications for Kyoto</u>
PRIV	62.2001	<i>Gian Luigi ALBANO, Fabrizio GERMANO and Stefano LOVO</i> : <u>On Some Collusive and Signaling Equilibria in Ascending Auctions for Multiple Objects</u>
CLIM	63.2001	<i>Elbert DIJKGRAAF and Herman R.J. VOLLEBERGH</i> : <u>A Note on Testing for Environmental Kuznets Curves with Panel Data</u>

CLIM	64.2001	<i>Paolo BUONANNO, Carlo CARRARO and Marzio GALEOTTI: <u>Endogenous Induced Technical Change and the Costs of Kyoto</u></i>
CLIM	65.2001	<i>Guido CAZZAVILLAN and Ignazio MUSU (I): <u>Transitional Dynamics and Uniqueness of the Balanced-Growth Path in a Simple Model of Endogenous Growth with an Environmental Asset</u></i>
CLIM	66.2001	<i>Giovanni BAIOCCHI and Salvatore DI FALCO (I): <u>Investigating the Shape of the EKC: A Nonparametric Approach</u></i>
CLIM	67.2001	<i>Marzio GALEOTTI, Alessandro LANZA and Francesco PAULI (I): <u>Desperately Seeking (Environmental) Kuznets: A New Look at the Evidence</u></i>
CLIM	68.2001	<i>Alexey VIKHLYAEV (xlviii): <u>The Use of Trade Measures for Environmental Purposes – Globally and in the EU Context</u></i>
NRM	69.2001	<i>Gary D. LIBECAP and Zeynep K. HANSEN (li): <u>U.S. Land Policy, Property Rights, and the Dust Bowl of the 1930s</u></i>
NRM	70.2001	<i>Lee J. ALSTON, Gary D. LIBECAP and Bernardo MUELLER (li): <u>Land Reform Policies, The Sources of Violent Conflict and Implications for Deforestation in the Brazilian Amazon</u></i>
CLIM	71.2001	<i>Claudia KEMFERT: <u>Economy-Energy-Climate Interaction – The Model WIAGEM -</u></i>
SUST	72.2001	<i>Paulo A.L.D. NUNES and Yohanes E. RIYANTO: <u>Policy Instruments for Creating Markets for Biodiversity: Certification and Ecolabeling</u></i>
SUST	73.2001	<i>Paulo A.L.D. NUNES and Erik SCHOKKAERT (lii): <u>Warm Glow and Embedding in Contingent Valuation</u></i>
SUST	74.2001	<i>Paulo A.L.D. NUNES, Jeroen C.J.M. van den BERGH and Peter NIJKAMP (lii): <u>Ecological-Economic Analysis and Valuation of Biodiversity</u></i>
VOL	75.2001	<i>Johan EYCKMANS and Henry TULKENS (li): <u>Simulating Coalitionally Stable Burden Sharing Agreements for the Climate Change Problem</u></i>
PRIV	76.2001	<i>Axel GAUTIER and Florian HEIDER: <u>What Do Internal Capital Markets Do? Redistribution vs. Incentives</u></i>
PRIV	77.2001	<i>Bernardo BORTOLOTTI, Marcella FANTINI and Domenico SINISCALCO: <u>Privatisation around the World: New Evidence from Panel Data</u></i>
ETA	78.2001	<i>Toke S. AIDT and Jayasri DUTTA (li): <u>Transitional Politics. Emerging Incentive-based Instruments in Environmental Regulation</u></i>
ETA	79.2001	<i>Alberto PETRUCCI: <u>Consumption Taxation and Endogenous Growth in a Model with New Generations</u></i>
ETA	80.2001	<i>Pierre LASSERRE and Antoine SOUBEYRAN (li): <u>A Ricardian Model of the Tragedy of the Commons</u></i>
ETA	81.2001	<i>Pierre COURTOIS, Jean Christophe PÉREAU and Tarik TAZDAÏT: <u>An Evolutionary Approach to the Climate Change Negotiation Game</u></i>
NRM	82.2001	<i>Christophe BONTEMPS, Stéphane COUTURE and Pascal FAVARD: <u>Is the Irrigation Water Demand Really Convex?</u></i>
NRM	83.2001	<i>Unai PASCUAL and Edward BARBIER: <u>A Model of Optimal Labour and Soil Use with Shifting Cultivation</u></i>
CLIM	84.2001	<i>Jesper JENSEN and Martin Hvidt THELLE: <u>What are the Gains from a Multi-Gas Strategy?</u></i>
CLIM	85.2001	<i>Maurizio MICHELINI (liii): IPCC “Summary for Policymakers” in TAR. Do its results give a scientific support always adequate to the urgencies of Kyoto negotiations?</i>
CLIM	86.2001	<i>Claudia KEMFERT (liii): <u>Economic Impact Assessment of Alternative Climate Policy Strategies</u></i>
CLIM	87.2001	<i>Cesare DOSI and Michele MORETTO: <u>Global Warming and Financial Umbrellas</u></i>
ETA	88.2001	<i>Elena BONTEMPI, Alessandra DEL BOCA, Alessandra FRANZOSI, Marzio GALEOTTI and Paola ROTTA: <u>Capital Heterogeneity: Does it Matter? Fundamental Q and Investment on a Panel of Italian Firms</u></i>
ETA	89.2001	<i>Efrem CASTELNUOVO and Paolo SURICO: <u>Model Uncertainty, Optimal Monetary Policy and the Preferences of the Fed</u></i>
CLIM	90.2001	<i>Umberto CIORBA, Alessandro LANZA and Francesco PAULI: <u>Kyoto Protocol and Emission Trading: Does the US Make a Difference?</u></i>
CLIM	91.2001	<i>ZhongXiang ZHANG and Lucas ASSUNCAO: <u>Domestic Climate Policies and the WTO</u></i>
SUST	92.2001	<i>Anna ALBERINI, Alan KRUPNICK, Maureen CROPPER, Nathalie SIMON and Joseph COOK (lii): <u>The Willingness to Pay for Mortality Risk Reductions: A Comparison of the United States and Canada</u></i>
SUST	93.2001	<i>Riccardo SCARPA, Guy D. GARROD and Kenneth G. WILLIS (lii): <u>Valuing Local Public Goods with Advanced Stated Preference Models: Traffic Calming Schemes in Northern England</u></i>
CLIM	94.2001	<i>Ming CHEN and Larry KARP: <u>Environmental Indices for the Chinese Grain Sector</u></i>
CLIM	95.2001	<i>Larry KARP and Jiangfeng ZHANG: <u>Controlling a Stock Pollutant with Endogenous Investment and Asymmetric Information</u></i>
ETA	96.2001	<i>Michele MORETTO and Gianpaolo ROSSINI: <u>On the Opportunity Cost of Nontradable Stock Options</u></i>
SUST	97.2001	<i>Elisabetta STRAZZERA, Margarita GENIUS, Riccardo SCARPA and George HUTCHINSON: <u>The Effect of Protest Votes on the Estimates of Willingness to Pay for Use Values of Recreational Sites</u></i>
NRM	98.2001	<i>Frédéric BROCHIER, Carlo GIUPPONI and Alberto LONGO: <u>Integrated Coastal Zone Management in the Venice Area – Perspectives of Development for the Rural Island of Sant’Erasmo</u></i>

NRM	99.2001	<i>Frédéric BROCHIER, Carlo GIUPPONI and Julie SORS: <u>Integrated Coastal Management in the Venice Area – Potentials of the Integrated Participatory Management Approach</u></i>
NRM	100.2001	<i>Frédéric BROCHIER and Carlo GIUPPONI: <u>Integrated Coastal Zone Management in the Venice Area – A Methodological Framework</u></i>
PRIV	101.2001	<i>Enrico C. PEROTTI and Luc LAEVEN: <u>Confidence Building in Emerging Stock Markets</u></i>
CLIM	102.2001	<i>Barbara BUCHNER, Carlo CARRARO and Igor CERSOSIMO: <u>On the Consequences of the U.S. Withdrawal from the Kyoto/Bonn Protocol</u></i>
SUST	103.2001	<i>Riccardo SCARPA, Adam DRUCKER, Simon ANDERSON, Nancy FERRAES-EHUAN, Veronica GOMEZ, Carlos R. RISOPATRON and Olga RUBIO-LEONEL: <u>Valuing Animal Genetic Resources in Peasant Economies: The Case of the Box Keken Creole Pig in Yucatan</u></i>
SUST	104.2001	<i>R. SCARPA, P. KRISTJANSON, A. DRUCKER, M. RADENY, E.S.K. RUTO, and J.E.O. REGE: <u>Valuing Indigenous Cattle Breeds in Kenya: An Empirical Comparison of Stated and Revealed Preference Value Estimates</u></i>
SUST	105.2001	<i>Clemens B.A. WOLLNY: <u>The Need to Conserve Farm Animal Genetic Resources Through Community-Based Management in Africa: Should Policy Makers be Concerned?</u></i>
SUST	106.2001	<i>J.T. KARUGIA, O.A. MWAI, R. KAITHO, Adam G. DRUCKER, C.B.A. WOLLNY and J.E.O. REGE: <u>Economic Analysis of Crossbreeding Programmes in Sub-Saharan Africa: A Conceptual Framework and Kenyan Case Study</u></i>
SUST	107.2001	<i>W. AYALEW, J.M. KING, E. BRUNS and B. RISCHKOWSKY: <u>Economic Evaluation of Smallholder Subsistence Livestock Production: Lessons from an Ethiopian Goat Development Program</u></i>
SUST	108.2001	<i>Gianni CICIA, Elisabetta D'ERCOLE and Davide MARINO: <u>Valuing Farm Animal Genetic Resources by Means of Contingent Valuation and a Bio-Economic Model: The Case of the Pentro Horse</u></i>
SUST	109.2001	<i>Clem TISDELL: <u>Socioeconomic Causes of Loss of Animal Genetic Diversity: Analysis and Assessment</u></i>
SUST	110.2001	<i>M.A. JABBAR and M.L. DIEDHOU: <u>Does Breed Matter to Cattle Farmers and Buyers? Evidence from West Africa</u></i>
SUST	1.2002	<i>K. TANO, M.D. FAMINOW, M. KAMUANGA and B. SWALLOW: <u>Using Conjoint Analysis to Estimate Farmers' Preferences for Cattle Traits in West Africa</u></i>
ETA	2.2002	<i>Efrem CASTELNUOVO and Paolo SURICO: <u>What Does Monetary Policy Reveal about Central Bank's Preferences?</u></i>
WAT	3.2002	<i>Duncan KNOWLER and Edward BARBIER: <u>The Economics of a "Mixed Blessing" Effect: A Case Study of the Black Sea</u></i>
CLIM	4.2002	<i>Andreas LÖSCHEL: <u>Technological Change in Economic Models of Environmental Policy: A Survey</u></i>
VOL	5.2002	<i>Carlo CARRARO and Carmen MARCHIORI: <u>Stable Coalitions</u></i>
CLIM	6.2002	<i>Marzio GALEOTTI, Alessandro LANZA and Matteo MANERA: <u>Rockets and Feathers Revisited: An International Comparison on European Gasoline Markets</u></i>
ETA	7.2002	<i>Effrosyni DIAMANTOUDI and Eftichios S. SARTZETAKIS: <u>Stable International Environmental Agreements: An Analytical Approach</u></i>
KNOW	8.2002	<i>Alain DESDOIGTS: <u>Neoclassical Convergence Versus Technological Catch-up: A Contribution for Reaching a Consensus</u></i>
NRM	9.2002	<i>Giuseppe DI VITA: <u>Renewable Resources and Waste Recycling</u></i>
KNOW	10.2002	<i>Giorgio BRUNELLO: <u>Is Training More Frequent when Wage Compression is Higher? Evidence from 11 European Countries</u></i>
ETA	11.2002	<i>Mordecai KURZ, Hehui JIN and Maurizio MOTOLESE: <u>Endogenous Fluctuations and the Role of Monetary Policy</u></i>

- (xlii) This paper was presented at the International Workshop on "Climate Change and Mediterranean Coastal Systems: Regional Scenarios and Vulnerability Assessment" organised by the Fondazione Eni Enrico Mattei in co-operation with the Istituto Veneto di Scienze, Lettere ed Arti, Venice, December 9-10, 1999.
- (xliii) This paper was presented at the International Workshop on "Voluntary Approaches, Competition and Competitiveness" organised by the Fondazione Eni Enrico Mattei within the research activities of the CAVA Network, Milan, May 25-26, 2000.
- (xliv) This paper was presented at the International Workshop on "Green National Accounting in Europe: Comparison of Methods and Experiences" organised by the Fondazione Eni Enrico Mattei within the Concerted Action of Environmental Valuation in Europe (EVE), Milan, March 4-7, 2000
- (xlv) This paper was presented at the International Workshop on "New Ports and Urban and Regional Development. The Dynamics of Sustainability" organised by the Fondazione Eni Enrico Mattei, Venice, May 5-6, 2000.
- (xlvi) This paper was presented at the Sixth Meeting of the Coalition Theory Network organised by the Fondazione Eni Enrico Mattei and the CORE, Université Catholique de Louvain, Louvain-la-Neuve, Belgium, January 26-27, 2001
- (xlvii) This paper was presented at the RICAMARE Workshop "Socioeconomic Assessments of Climate Change in the Mediterranean: Impact, Adaptation and Mitigation Co-benefits", organised by the Fondazione Eni Enrico Mattei, Milan, February 9-10, 2001
- (xlviii) This paper was presented at the International Workshop "Trade and the Environment in the Perspective of the EU Enlargement", organised by the Fondazione Eni Enrico Mattei, Milan, May 17-18, 2001
- (xlix) This paper was presented at the International Conference "Knowledge as an Economic Good", organised by Fondazione Eni Enrico Mattei and The Beijer International Institute of Environmental Economics, Palermo, April 20-21, 2001
- (l) This paper was presented at the Workshop "Growth, Environmental Policies and + Sustainability" organised by the Fondazione Eni Enrico Mattei, Venice, June 1, 2001
- (li) This paper was presented at the Fourth Toulouse Conference on Environment and Resource Economics on "Property Rights, Institutions and Management of Environmental and Natural Resources", organised by Fondazione Eni Enrico Mattei, IDEI and INRA and sponsored by MATE, Toulouse, May 3-4, 2001
- (lii) This paper was presented at the International Conference on "Economic Valuation of Environmental Goods", organised by Fondazione Eni Enrico Mattei in cooperation with CORILA, Venice, May 11, 2001
- (liii) This paper was circulated at the International Conference on "Climate Policy - Do We Need a New Approach?", jointly organised by Fondazione Eni Enrico Mattei, Stanford University and Venice International University, Isola di San Servolo, Venice, September 6-8, 2001

2001 SERIES

MGMT	<i>Corporate Sustainable Management</i> (Editor: Andrea Marsanich)
CLIM	<i>Climate Change Modelling and Policy</i> (Editor: Marzio Galeotti)
PRIV	<i>Privatisation, Antitrust, Regulation</i> (Editor: Bernardo Bortolotti)
KNOW	<i>Knowledge, Technology, Human Capital</i> (Editor: Dino Pinelli)
NRM	<i>Natural Resources Management</i> (Editor: Carlo Giupponi)
SUST	<i>Sustainability Indicators and Environmental Evaluation</i> (Editor: Marialuisa Tamborra)
VOL	<i>Voluntary and International Agreements</i> (Editor: Carlo Carraro)
ETA	<i>Economic Theory and Applications</i> (Editor: Carlo Carraro)

2002 SERIES

MGMT	<i>Corporate Sustainable Management</i> (Editor: Andrea Marsanich)
CLIM	<i>Climate Change Modelling and Policy</i> (Editor: Marzio Galeotti)
PRIV	<i>Privatisation, Antitrust, Regulation</i> (Editor: Bernardo Bortolotti)
KNOW	<i>Knowledge, Technology, Human Capital</i> (Editor: Dino Pinelli)
NRM	<i>Natural Resources Management</i> (Editor: Carlo Giupponi)
SUST	<i>Sustainability Indicators and Environmental Evaluation</i> (Editor: Marialuisa Tamborra)
VOL	<i>Voluntary and International Agreements</i> (Editor: Carlo Carraro)
ETA	<i>Economic Theory and Applications</i> (Editor: Carlo Carraro)

SUBSCRIPTION TO "NOTE DI LAVORO"

Starting from January 1998 Fondazione Eni Enrico Mattei issues a Periodic E-mail "Note di Lavoro" Bulletin listing the titles and the abstracts of its most recent Working Papers.

All the "Note di Lavoro" listed in the Bulletin are available on the Internet and are downloadable from Feem's web site "www.feem.it".

If you wish to receive hard copies you may choose from the payment options listed in the following table (minimum order: 10 papers)*.

*Orders for individual papers should clearly indicate the "Nota di Lavoro" number and can therefore be issued for published papers only.

All orders must be sent by fax to:

"Publications Office" - Fondazione Eni Enrico Mattei: Fax +39+2+52036946

PAYMENT OPTIONS

How many papers?	What's the price?	How to pay?
10 or more*	US\$ 4.00 each Euro 5,00 each	By Credit card or Bank transfer
Annual subscription (approx. 100 papers/year)	US\$ 250.00 Euro 219,00	By Credit card or Bank transfer

***Please fill out the Working Paper Subscription Form indicating your preferences (Periodic E-mail "Note di Lavoro" Bulletin, Annual subscription, Order for individual papers - minimum 10*)!**

☞.....

WORKING PAPER SUBSCRIPTION FORM

Name: _____

Affiliation(if applicable): _____

Address: _____

Phone: _____ Fax: _____ E-mail: _____

I wish to: Amount due:

receive the Periodic E-mail Working Papers Bulletin

place a full annual subscription for 2002 (US\$ 250.00/Euro 219,00) _____

order no.....individual papers (minimum 10 papers at US\$ 4.00/Euro 5,00 each)* _____

Total _____

I will pay by:

VISA American Express Card No. _____ Expiration Date: _____

Signature: _____

Bank transfer in US\$ (or Euro in Italy) to Fondazione Eni Enrico Mattei - account no. 39341-56 -

SWIFT ARTIITM2 - ABI 03512 - CAB 01614 - Credito Artigiano - Corso Magenta 59, 20123 Milano, Italy.

Copy of the bank transfer should be faxed along with the order.

Please return this duly completed form to:

"Publications Office" - Fondazione Eni Enrico Mattei - Corso Magenta, 63 - 20123 Milano, Italy