

Kollias, Christos; Papadamou, Stephanos; Siriopoulos, Costas

Working Paper

Terrorism Induced Cross-Market Transmission of Shocks: A Case Study Using Intraday Data

Economics of Security Working Paper, No. 66

Provided in Cooperation with:

German Institute for Economic Research (DIW Berlin)

Suggested Citation: Kollias, Christos; Papadamou, Stephanos; Siriopoulos, Costas (2012) : Terrorism Induced Cross-Market Transmission of Shocks: A Case Study Using Intraday Data, Economics of Security Working Paper, No. 66, Deutsches Institut für Wirtschaftsforschung (DIW), Berlin

This Version is available at:

<https://hdl.handle.net/10419/119392>

Standard-Nutzungsbedingungen:

Die Dokumente auf EconStor dürfen zu eigenen wissenschaftlichen Zwecken und zum Privatgebrauch gespeichert und kopiert werden.

Sie dürfen die Dokumente nicht für öffentliche oder kommerzielle Zwecke vervielfältigen, öffentlich ausstellen, öffentlich zugänglich machen, vertreiben oder anderweitig nutzen.

Sofern die Verfasser die Dokumente unter Open-Content-Lizenzen (insbesondere CC-Lizenzen) zur Verfügung gestellt haben sollten, gelten abweichend von diesen Nutzungsbedingungen die in der dort genannten Lizenz gewährten Nutzungsrechte.

Terms of use:

Documents in EconStor may be saved and copied for your personal and scholarly purposes.

You are not to copy documents for public or commercial purposes, to exhibit the documents publicly, to make them publicly available on the internet, or to distribute or otherwise use the documents in public.

If the documents have been made available under an Open Content Licence (especially Creative Commons Licences), you may exercise further usage rights as specified in the indicated licence.

economics-of-security.eu

Christos Kollias, Stephanos Papadamou and Costas Siriopoulos

**Terrorism induced cross-market
transmission of shocks:
A case study using intraday data**

April 2012

Economics of Security Working Paper 66

This publication is an output of EUSECON, a research project supported by the European Commission's Seventh Framework Programme.

European Security Economics



www.economics-of-security.eu

Economics of Security Working Paper Series

Correct citation: Kollias, C., Papadamou, S. and Siriopoulos, C. (2012). "Terrorism induced cross-market transmission of shocks: A case study using intraday data". Economics of Security Working Paper 66, Berlin: Economics of Security.

First published in 2012

© Christos Kollias, Stephanos Papadamou and Costas Siriopoulos 2012
ISSN: 1868-0488

For further information, please contact:

Economics of Security, c/o Department of Development and Security, DIW Berlin – German Institute for Economic Research, Mohrenstr. 58, 10117 Berlin, Germany.

Tel: +49 (0)30 89 789-277

Email: eusecon@diw.de

Website: www.economics-of-security.eu

TERRORISM INDUCED CROSS-MARKET TRANSMISSION OF SHOCKS: A CASE STUDY USING INTRADAY DATA

Christos Kollias^{*,a} Stephanos Papadamou^a Costas Siriopoulos^b

^a*Department of Economics, University of Thessaly, Volos, Greece*

^b*Department of Business Administration, University of Patras, Rio, Patras, Greece*

Abstract: Terrorist incidents exert a negative, albeit generally short-lived, impact on markets and equity returns. Given the integration of global financial markets, mega-terrorist events also have a high contagion potential with their shock waves being transmitted across countries and markets. This paper investigates the cross-market transmission of the London Stock Exchange's reaction to the terrorist attacks of 2005. It focuses on how this reaction was transmitted to two other major European stock exchanges: Frankfurt and Paris. To this effect, high frequency data are used and multivariate GARCH models are employed. Findings reported herein indicate that the volatility of stock market returns is increased in all three cases.

JEL Classification: H56, G1, G15

Key Words: terrorism, capital markets, contagion, multivariate GARCH

Acknowledgments: This paper is part of the research project “*A New Agenda for European Security Economics*”, funded by the *7th Framework Programme*, to which Christos Kollias and Stephanos Papadamou acknowledge financial support.

* Corresponding author. E-mail: kollias@uth.gr

1. Introduction

The high velocity with which the shock waves from major financial episodes, irrespective of the source that has generated them, travel across markets and countries has attracted increasing attention in the relevant financial literature. A plethora of studies, a survey of which can be found in Pericoli and Sbracia (2003), have examined both on a theoretical as well as empirical level the mechanisms and the channels through which financial shocks that occur in one country are transmitted and affect markets in another or indeed, have a major international impact on global markets and economic sentiment (*inter alia*: Meric and Meric, 1997; Goetzmann, *et al.*, 2001; Cappiello, *et al.*, 2006; Serwa and Bohl, 2005; Asimakopoulos *et al.* 2000). In particular, a number of studies have examined the interdependence of equity market volatility using the framework of autoregressive conditional heteroskedasticity (GARCH) time series models (*inter alia*: Hamao *et al.*, 1990; Theodossiou and Lee, 1993; Lin *et al.*, 1994; Longin and Solnik, 1995); while Forbes and Rigobon (2002) stress the need to distinguish between contagion and interdependencies. This can be done empirically by testing whether or not cross-market correlation increase statistically significantly in crises periods (*inter alia*: Syllignakis and Kouretas, 2011; Chiang *et al.* 2007).

A strand of the aforementioned literature, has focused on how markets react to exogenous events and shocks including natural or anthropogenic catastrophes and accidents, political risk and violent events such as conflict and terrorism (*inter alia*: Kaplanski and Levy, 2010; Capelle-Blancard and Laguna, 2009; Bolak and Suer, 2008; Asteriou and Siriopoulos, 2003; Bilson *et al.* 2002; Herbst *et al.* 1996; Bowen *et al.* 1983). The contagion potential of

such exogenous events has also been the subject of empirical investigation (*inter alia*: Blose *et al.* 1996; Kalra, 1995). Following mega-terrorist events such as for instance 9/11 in New York, and the Madrid and London bomb attacks of 2004 and 2005 respectively, the studies that turned to examine the impact that terrorism exerts on the economy in general and on financial markets in particular, has steadily grown (*inter alia*: Eldor and Melnick, 2004; Amelie and Darne, 2006; Fernandez, 2008; Arin *et al.* 2008; Nikkinen *et al.* 2008; Barros and Gil-Alana, 2009; Nikkinen and Vahamaa, 2010; Broun and Derwall, 2010; Ramiah *et al.* 2010). As it has been pointed out in a number of previous papers (*inter alia*: Chen and Siems, 2004; Drakos, 2010a; Kollias *et al.* 2011a, 2011b; Chesney *et al.* 2011) although the threat of a terrorist attack is omnipresent, particularly in countries that are or have in the past been the victims of systematic and continuous terror campaigns, such as for instance Spain, Israel or the UK; terrorist events when they occur are unforeseen and, depending among others on their magnitude in terms of victims and/or damages or target(s) hit, have the potential to shake and rattle markets and investors. Just as in the case of natural or anthropogenic catastrophes and accidents, terrorist attacks are unanticipated and hence market agents cannot hedge against them. Such incidents can also have a high contagion potential as studies that have addressed this question and the channels of the cross-market transmission of terrorist induced shocks have shown (*inter alia*: Hon *et al.* 2004; Mun, 2005; Drakos, 2011, 2010b). Factors that seem to affect the transmission potential of such exogenous shocks from the market of the country that has been targeted by the terrorists to others include the degree of bilateral integration between the stock markets and the

degree of integration into the global economic and financial markets (Drakos, 2011, 2010b).

Within this particular thematic focus of this strand of literature, this paper addresses the cross-market transmission of the shock generated by a major European terrorist event. The study focuses on the July, 7th 2005 London bomb attacks that, along with the 2004 Madrid bombings, are considered to be the European equivalent of 9/11 albeit on a much smaller scale in terms of the number of victims and destruction to property and infrastructure (Kollias *et al.* 2011b).

However, unlike previous studies that mostly rely on daily data to assess the impact of terrorist events on financial markets as well as their contagion effect, this study uses high frequency intraday data to investigate the issue at hand in line with a growing number of papers that focus on the interdependence among stock markets through the use of intraday day data (*inter alia*: Connolly and Wang, 2003; Jones *et al.*, 2005; Hanousek, 2009; Égert, and Kočenda, 2007)¹. In particular, this paper examines how two other major European stock markets – Paris and Frankfurt – were affect by the July, 7th 2005 mega-terrorist attack in London. In the section that follows we proceed with the presentation of the data and the methodology employed. In section three, the findings are presented and discussed, while section four concludes the paper.

¹ For studies investigating interdependence among currencies using intraday data see for instance Engle *et al.*, 1990; Baillie and Bollerslev, 1990; Hong, 2001; Elyasiani and Kogacil, 2001; Tse and Tsui , 2002; Kitamura, 2010; Bubák *et al.*, 2011. While for listed and unlisted stock reactions intraday see Markelos et al. (2003).

2. Data and Methodology

The July, 7th 2005 London terrorist incident, was a series of coordinated bomb blasts that hit the city's public transport system during the morning rush hour. The suicide bombings, killed 52 commuters, injured 700, and caused extensive and widespread disruption of the city's transport system and the country's mobile telecommunications infrastructure. As the results reported by Kollias *et al.* (2011b) show, the London Stock Exchange (henceforth LSE) suffered significant negative abnormal returns on the day of the attack. Both the general as well as sectoral indices seem to have been negatively affected by the event. However, this impact was rather short lived since the market quickly recovered and rebounded. Market volatility was also significantly affected but again, this was of a transitory nature (Kollias *et al.* 2011b).

As noted above, the aim of this paper is to investigate whether or not contagion between financial markets can be established in the case of this major terrorist incident that took place in a city that is one of the most important financial and trading centres of the world. Given LSE's significance since it is one of the major financial markets globally with a market capitalisation well over 3.000.000 millions \$², one would intuitively expect that the shock waves could have been transmitted to other major European markets (Hsin, 2004). The possible contagion and shock transmission is examined through the use of multivariate GARCH models.

² LSE was the bigger in terms of market capitalization in 2005, in Europe followed by the German and French markets (see: www.world-exchanges.org/statistics).

Apart from the London stock exchange, our data set consists of intraday data for the German and French stock market returns over the period 21/01/2005 to 28/10/2005. These three countries are generally considered to be the most important economies in Europe with large and mature stock markets. The German stock returns are calculated from the DAX-30 index, the UK returns from the FTSE-100 index, and the French returns from the CAC-40 index. An advantage stemming from the use of intraday data over a short time period is that the possibility of structural breaks is much smaller compared to a longer time period needed if daily data was employed (Hassan and Malik, 2007). Indeed, the multivariate GARCH model might give inaccurate forecasts if the underlying process which generates asset prices undergoes a structural break. Moreover intraday data capture all the main features of the data generating process. In our case the bivariate unrestricted BEKK-GARCH(1,1) model, proposed by Engle and Kroner (1995), is used to investigate any possible contagion effects between the London, the German and the French stock markets on the day of the terrorist attack in question. What will be examined is whether or not and to what extent this terrorist event affected the volatilities and the correlation of the stock markets in questions using intraday data given the generally short lived effects of terrorism on markets as previous studies have shown with the use of daily data (*inter alia*: Fernandez, 2008; Nikkinen *et al.* 2008; Barros and Gil-Alana, 2009; Ramiah *et al.* 2010; Drakos, 2010a; Kollias *et al.* 2011b). In order to avoid any severe convergence problems (Bauwens et al. 2006), the bivariate unrestricted version of the general BEKK(p,q)-GARCH model with $p=q=1$ is used:

$$R_{i,t} = \mu_i + \varepsilon_{i,t} \quad (1)$$

with $\varepsilon_t | \Phi_{t-1} \sim N(0, H_t)$ and

$$H_t = C_0' C_0 + A' \varepsilon_{t-1} \varepsilon_{t-1}' A + B' H_{t-1} B \quad (2)$$

Where equation (1) gives the expression for the conditional mean; $R_{i,t}$, and $\varepsilon_{i,t}$ are the return vector ($i=1$ for the FTSE-100 index and 2 for the other two indices for each estimation), and the residual vector respectively; and μ_i is the mean of this process. In equation (2) H is the conditional variance-covariance matrix that depends on its past values and on past values of ε_i , parameter. C_0 , is a 2×2 matrix, the elements of which are zero above the main diagonal; and A, B are 2×2 matrices. More analytically:

$$H_t = \begin{pmatrix} c_{11} & 0 \\ c_{21} & c_{22} \end{pmatrix}' \begin{pmatrix} c_{11} & 0 \\ c_{21} & c_{22} \end{pmatrix} + \begin{pmatrix} a_{11} & a_{12} \\ a_{21} & a_{22} \end{pmatrix}' \varepsilon_{t-1} \varepsilon_{t-1}' \begin{pmatrix} a_{11} & a_{12} \\ a_{21} & a_{22} \end{pmatrix} + \begin{pmatrix} \beta_{11} & \beta_{12} \\ \beta_{21} & \beta_{22} \end{pmatrix}' H_{t-1} \begin{pmatrix} \beta_{11} & \beta_{12} \\ \beta_{21} & \beta_{22} \end{pmatrix}$$

The main advantage of the BEKK-GARCH model is that it guarantees by construction that the covariance matrices in the system are positive (Engle and Kroner, 1995). Assuming multivariate General Error Distribution (GED), the maximum likelihood methodology is used to jointly estimate the parameters of the mean and the variance equations. More specifically, in an attempt to identify the possible effects the terrorist incident in question had on FTSE and y (where y =DAX or CAC) stock index returns co-movement, we employ the unrestricted BEKK-GARCH (1,1) model including a dummy variable about terror activity in 07/07/2005 in the construction of variances and covariance matrices. This dummy variable takes the value of one for the 10-minute ticks between 07/07/2005 8:50 and 07/07/2005 10:50 (British

summer time, BST) and zero anywhere else³. Therefore the functional form of our model is the following:

$$R_{i,t} = \mu_i + \varepsilon_{i,t} \quad (3)$$

with $\varepsilon_t | \Phi_{t-1} \sim \text{GED}(0, H_t)$ and

$$H_t = C_0' C_0 + A' \varepsilon_{t-1} \varepsilon_{t-1}' A + B' H_{t-1} B + K \bullet Dum_t \quad (4)$$

where the K is the coefficient matrix for terror index and the operator “ \bullet ” is the element by element (Hadamard) product. In that case the model may be written in single equation format as follows:

$$h_{11,t} = c_{11}^2 + \alpha_{11}^2 \varepsilon_{1,t-1}^2 + 2\alpha_{11}\alpha_{21}\varepsilon_{1,t-1}\varepsilon_{2,t-1} + \alpha_{21}^2 \varepsilon_{2,t-1}^2 + \beta_{11}^2 h_{11,t-1} + 2\beta_{11}\beta_{21}h_{12,t-1} + \beta_{21}^2 h_{22,t-1} + \kappa_{11} Dum_t \quad (5)$$

$$h_{12,t} = c_{11}c_{21} + \alpha_{11}\alpha_{12}\varepsilon_{1,t-1}^2 + (\alpha_{21}\alpha_{12} + \alpha_{11}\alpha_{22})\varepsilon_{1,t-1}\varepsilon_{2,t-1} + \alpha_{21}\alpha_{22}\varepsilon_{2,t-1}^2 + \beta_{11}\beta_{12}h_{11,t-1} + (\beta_{21}\beta_{12} + \beta_{11}\beta_{22})h_{12,t-1} + \beta_{21}\beta_{22}h_{22,t-1} + \kappa_{12} Dum_t \quad (6)$$

$$h_{22,t} = c_{21}^2 + c_{22}^2 + \alpha_{12}^2 \varepsilon_{1,t-1}^2 + 2\alpha_{12}\alpha_{22}\varepsilon_{1,t-1}\varepsilon_{2,t-1} + \alpha_{22}^2 \varepsilon_{2,t-1}^2 + \beta_{12}^2 h_{11,t-1} + 2\beta_{12}\beta_{22}h_{12,t-1} + \beta_{22}^2 h_{22,t-1} + \kappa_{22} Dum_t \quad (7)$$

The error terms in each model represent the effect of news in each model on the different indices. In particular, the terms $\varepsilon_{1,t-1}^2, \varepsilon_{2,t-1}^2$ represent the deviations from the mean attributed to the unanticipated event in each market. The cross values of the error terms $\varepsilon_{1,t-1}\varepsilon_{2,t-1}$ represent the news in the first and second index in time of period $t-1$. By $h_{11,t-1}, h_{22,t-1}, h_{12,t-1}$ we describe the conditional variance for the first stock index (in our case FTSE-100) at time $t-1$, conditional variance for the second stock index (in our case CAC-40 or

³ In order to count for the effect induced by the events occurred in 08:50 and 09:50 respectively we have used a dummy taking the value of one from the first bomb explosion lasting one hour and for the second bomb also lasting also one hour.

DAX-30) at time $t-1$, and the conditional covariance between the first and the second index in our model⁴.

3. Findings and Discussion

Daily data can often conceal a significant part of underlying dynamics of a times series especially during a crisis day in the stock markets. The case of the terrorist attack in London and the reaction of the other two European markets as a result of this event is such a case. Table 1 provides information using daily data for ± 1 days around the event day. As it can easily be seen, the markets in the event day exhibit negative returns (FTSE -1.37%, CAC -1.39% and DAX -1.86%). However, as it emerges by the data presented in the last column of Table 1, the difference between the intraday high and low values during the day is appreciably higher for every market compared to the relevant values of the ± 1 days window. It would appear that studying the microstructure of the data may reveal important information for trading and possible hedging activities.

Figure 1 plotted with the use of tick-by-tick data reveals the magnitude of market agents' reaction to the event in question that took place between 08:50 and 09:50 in the morning. All three stock markets reacted negatively to the news. Apparently, a considerable amount of selling orders exerted a significant downward pressure in all three cases. The markets begin to recover after 10:50 probably by discounting the short-term effect of the event on the economy but also by recognizing important information about the event⁵.

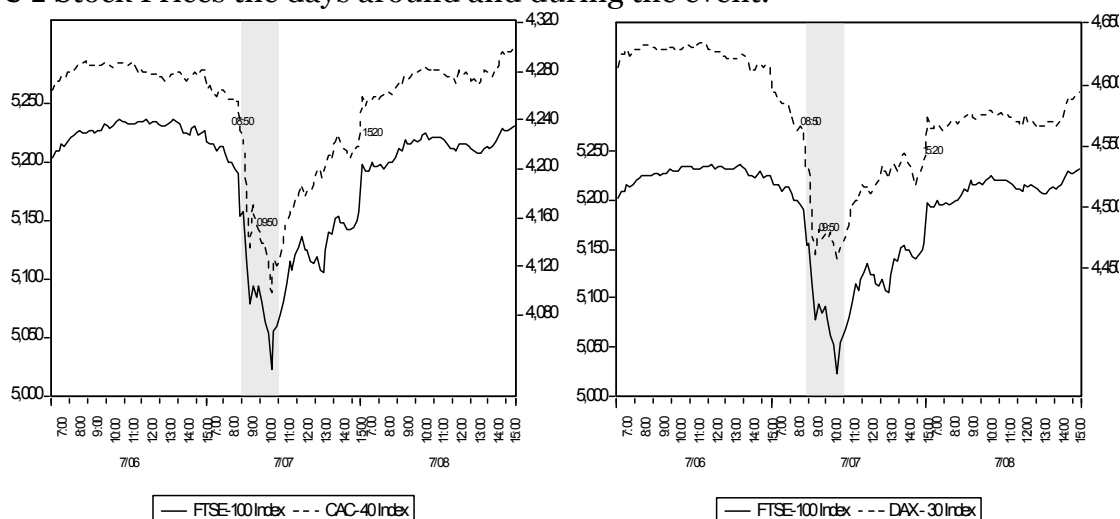
⁴ For different type of models based on the MGARCH family see for instance Kollias *et al.* (2011c), Karagianni and Kyrtsov (2011), Karagianni *et al.* (2010).

⁵ See for instance Kollias *et al.* 2011b, that compare this attack to the one in Madrid in 2004.

Table 1 Stock Prices +/- one day of the event - Daily data frequency

	Date	Open	High	Low	Close	Daily Return	High-Low
FTSE-100 Index	Jul 6, 2005	5,190.10	5,237.60	5,190.10	5,229.60	0.758%	47.50
	Jul 7, 2005	5,229.60	5,229.60	5,022.10	5,158.30	-1.373%	207.50
	Jul 8, 2005	5,158.30	5,232.20	5,158.30	5,232.20	1.422%	73.90
DAX-30 Index	Jul 6, 2005	4,607.57	4,636.96	4,607.57	4,615.49	0.257%	29.39
	Jul 7, 2005	4,595.23	4,595.23	4,444.94	4,530.18	-1.866%	150.29
	Jul 8, 2005	4,560.43	4,597.97	4,559.57	4,597.97	1.485%	38.40
CAC-40 Index	Jul 6, 2005	4,272.64	4,292.07	4,264.00	4,279.95	0.638%	28.07
	Jul 7, 2005	4,269.56	4,269.77	4,089.27	4,220.62	-1.396%	180.50
	Jul 8, 2005	4,264.71	4,300.31	4,252.07	4,300.31	1.871%	48.24

Figure 1 Stock Prices the days around and during the event.



Intraday stock market returns are used to conduct our analysis given that their prices are characterized as I(1) processes. Table 2 presents the descriptive statistics for the return series in all three stock markets. In terms of the mean, standard deviation and maximum returns, the three markets present fairly similar characteristics. Skewness and kurtosis measures indicate deviation from normality. The latter is confirmed by the Jarque-Bera test that provides evidence against normally distributed tick-by-tick returns. Therefore preliminary statistical analysis confirms well-known stylized facts of financial markets including significant asymmetry and kurtosis. Hence, the use of

GARCH type models as a tool to take into account non-normal covariations between stock index returns seems to be appropriate.

Table 2 Descriptive Statistics of Intraday data

	CAC - 40 Index	DAX - 30 Index	FTSE -100 Index
Mean	1.16E-05	1.35E-05	8.09E-06
Maximum	0.0128	0.0156	0.0101
Minimum	-0.0168	-0.0229	-0.0138
Std. Dev.	0.0009	0.0011	0.0007
Skewness	-0.9576	-1.9041	-0.7345
Kurtosis	40.8166	62.1455	40.6416
Jarque-Bera	612336.3	1500214	606051.9
Probability	(0.00)***	(0.00)***	(0.00)***
Observations	10250	10250	10250

Notes: The sample contains every ten minutes index returns from January 21, 2005 to October 28, 2005. The total number of usable observations is 10250. The values in parenthesis are the actual probability values.

The results for the unrestricted BEKK-GARCH(1,1) model that includes FTSE-100 and CAC-40 index are presented in the second column of Table 3. While the third column of this table, presents the results for the FTSE-100 and DAX-30 indices. The majority of the estimated parameters are statistically significant (the exception being the coefficient c_{22} for the FTSE-CAC pair and the coefficient k_{12} for the FTSE-DAX pair).

Table 3 BEKK-GARCH estimation results

	$R_{FTSE}-R_{CAC}$			$R_{FTSE}-R_{DAX}$		
	<i>Coeff</i>	<i>T-Stat</i>	<i>Significance</i>	<i>Coeff</i>	<i>T-Stat</i>	<i>Significance</i>
μ_1	2.06E-05	3.5792	(0.00)***	1.43E-05	2.4995	(0.01)**
μ_2	3.53E-05	5.7437	(0.00)***	2.29E-05	3.2235	(0.00)***
c_{11}	1.38E-04	11.0648	(0.00)***	1.69E-04	14.5381	(0.00)***
c_{21}	-2.03E-04	-18.3809	(0.00)***	-1.71E-04	-25.0495	(0.00)***
c_{22}	-9.49E-08	-0.0011	(0.99)	9.05E-05	2.4106	(0.01)**
α_{11}	0.0708	4.5858	(0.00)***	0.0466	3.3165	(0.00)***
α_{12}	-0.1859	-9.9818	(0.00)***	-0.3094	-14.6117	(0.00)***
α_{21}	0.4181	30.4021	(0.00)***	0.356	35.9818	(0.00)***
α_{22}	0.6211	38.8304	(0.00)***	0.6613	44.8160	(0.00)***
β_{11}	0.9832	106.8976	(0.00)***	0.9622	107.9122	(0.00)***
β_{12}	0.2914	20.2541	(0.00)***	0.2865	16.7964	(0.00)***
β_{21}	-0.1112	-14.9384	(0.00)***	-0.0851	-15.8730	(0.00)***
β_{22}	0.6962	71.2779	(0.00)***	0.7365	93.4738	(0.00)***
κ_{11}	1.96E-03	2.6726	(0.00)***	1.34E-03	2.3346	(0.01)**
κ_{12}	3.20E-03	3.1997	(0.00)***	1.20E-03	1.1549	(0.24)
κ_{22}	1.51E-03	3.4415	(0.00)***	1.79E-03	3.6426	(0.00)***
GED Parameter	0.9268	190.8245	(0.00)***	0.9459	196.4359	(0.00)***
Observations	10250			10250		
Log Likelihood	121740.7			120011.7		

Notes: ***, **, * indicate statistical significance at 1%, 5% and 10% level.

Note that the volatilities of the CAC and DAX indices are directly affected by the news generated within their own market $\varepsilon_{2,t-1}^2$ and they are also indirectly affected by news generated from the London market ($\varepsilon_{1,t-1}\varepsilon_{2,t-1}$ and $\varepsilon_{1,t-1}^2$). As far as the indirect effects of news by German and French markets on London market are concerned, they are also present but it seems that they are lower in magnitude as it can be deduced from the relevant coefficients in absolute terms ($\alpha_{12}^2 > \alpha_{21}^2$). Moreover, the volatilities of all the indices' returns are directly affected by their own past volatilities respectively (the relevant coefficient is 0.96 for the UK market and 0.48, 0.54 for the French and German market respectively). Indirect effects of past volatilities are also present in each case. However, the indirect effects of the London market on

the CAC and DAX volatilities respectively, are higher compared to the indirect effects of the latter on FTSE ($\beta_{12}^2 > \beta_{21}^2$). Focusing on the covariance equation in the bivariate BEKK-GARCH models, unexpected shocks in London market reduce the covariance between FTSE and CAC or DAX. But unexpected shock in the French and German markets increases their covariance with the London market.

Figure 2 Conditional Volatilities and Correlation for FTSE-CAC intraday stock returns

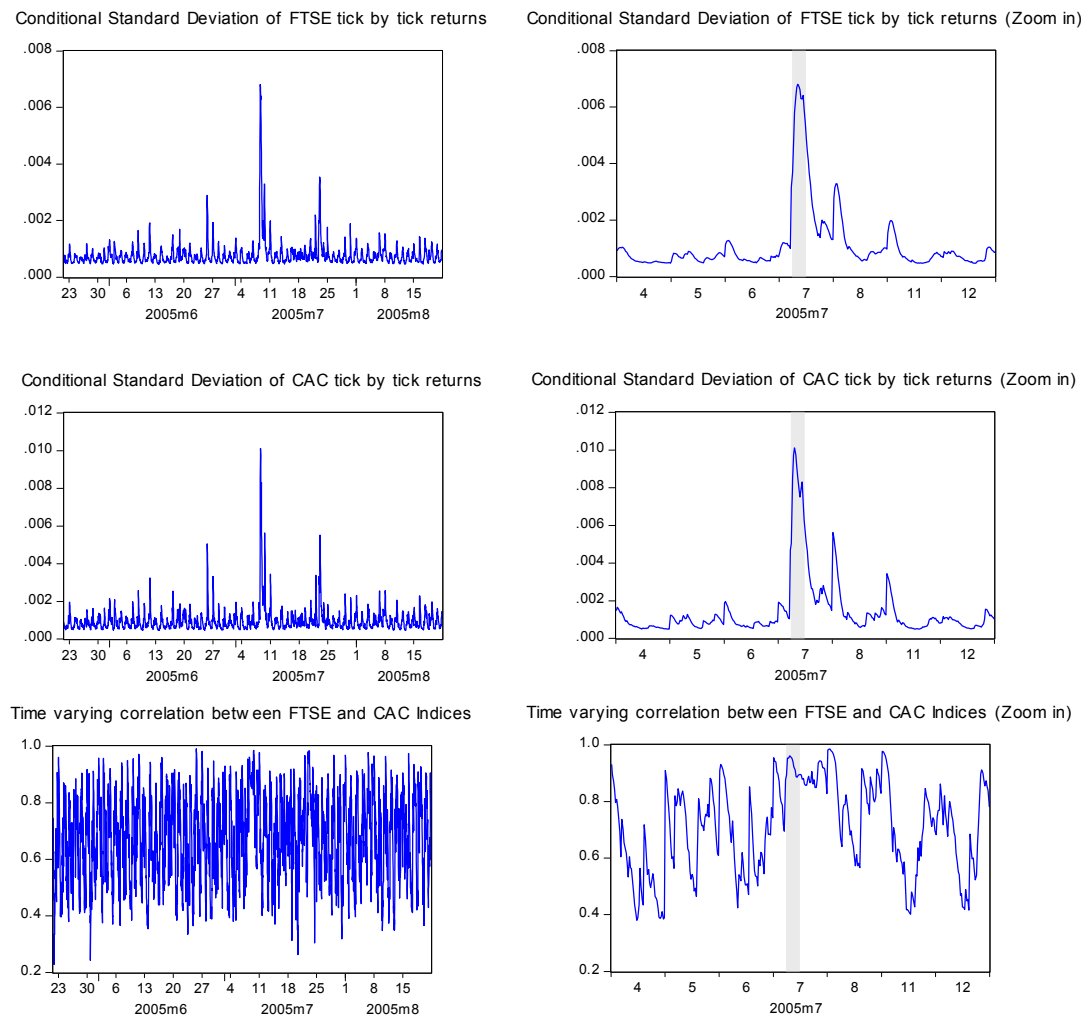
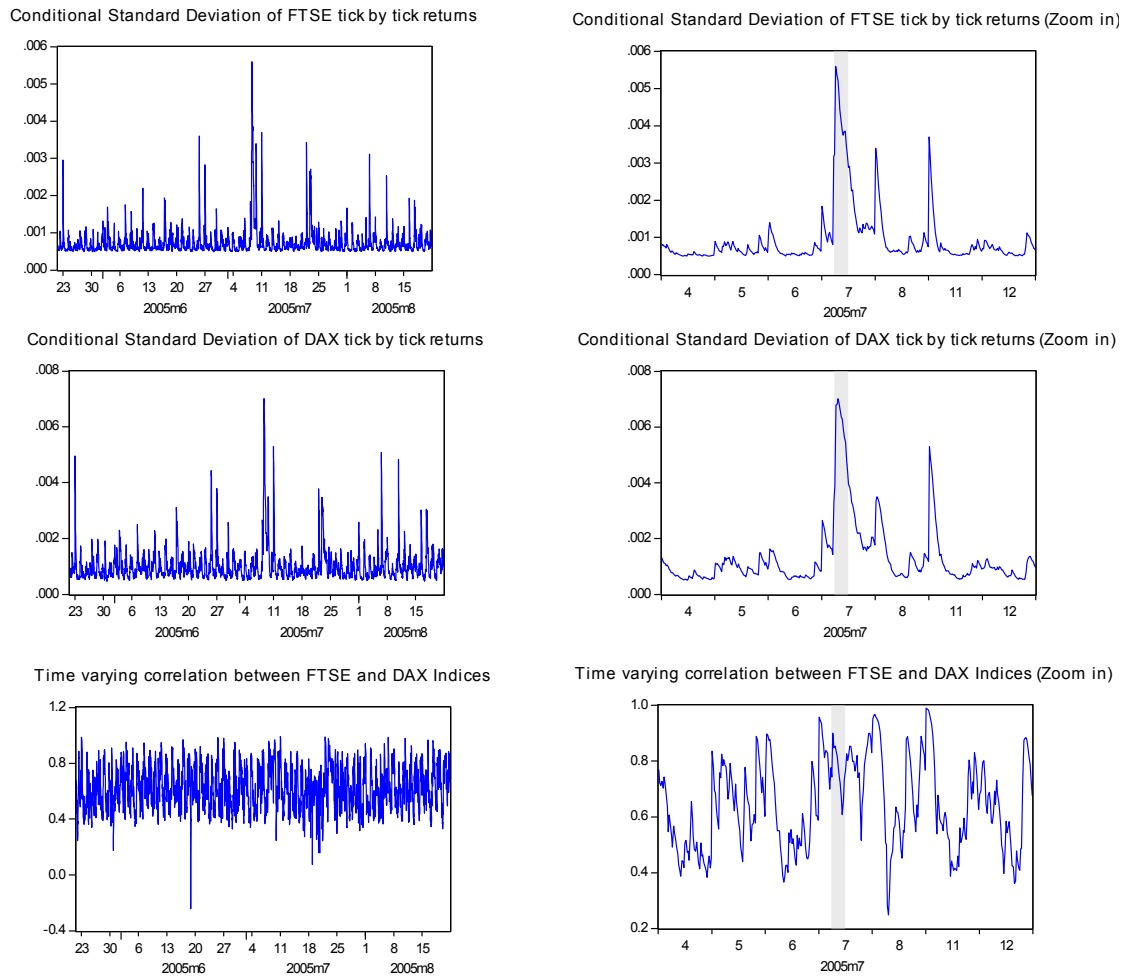


Figure 3 Conditional Volatilities and Correlation for FTSE-DAX intraday stock returns



On the one hand, the results are uniformed in terms of the effect of the terrorism dummy variable on volatilities. There is evidence of a positive and statistically significant effect (k_{ii} coefficients) on London, French and German market volatilities. Among them, the higher positive coefficient is present in the case of London and this finding is as one would intuitively expect. On the other hand, the direct effect of the terrorist attack on the correlation between the stock markets is not uniform. The correlation is directly, significantly and positively affected in the case of the FTSE - CAC pair (see coefficient k_{12}). While for the FTSE – DAX pair, their correlation seems to not be affected in statistically significant degree. For both cases, indirect effects are present from

the positive and statistically significant effect of the London market volatility on the covariance term (cross term $\beta_{11}\beta_{12}$). Finally, past correlation seems to affect similarly current correlation in every pair of the indices ($\beta_{21}\beta_{12} + \beta_{11}\beta_{12}$). In Figures 2 and 3, the significant positive effect on intraday stock market volatilities during the event day for the FTSE-CAC and the FTSE-DAX pairs of indices⁶ is clearly visible. Moreover, for the case of FTSE-CAC pair the correlation is significantly increased during the event minutes implying no diversification benefits across these two markets. In contrast, the correlation is not affected in a statistically significant and positive manner for the FTSE-DAX pair of indices.

4. Concluding Remarks

As many studies have shown (*inter alia*: Fernandez, 2008; Nikkinen *et al.* 2008; Barros and Gil-Alana, 2009; Ramiah *et al.* 2010; Drakos, 2010a; Kollias *et al.* 2011b) terrorist events exert a negative, albeit generally short-lived, impact on stock markets and equity returns. Shocks from terrorist events are also transmitted cross-nationally and affect other financial markets apart from the one of the country that was the venue of the attack (Hon *et al.* 2004; Mun, 2005; Drakos, 2011, 2010b). The cross-market transmission of the shock caused by a major European terrorist event, namely the bomb attacks of 2005 in London, was the theme of this study using high frequency intraday data. Results reported herein, indicate that the contagion effect, as it is defined by Forbes and Rigobon (2002), is mainly present from the London

⁶ The second column of each graph zooms in on the event day window in order to present in a more clear manner the effect.

to the Paris market. The correlation between FTSE and CAC indices is increased significantly during the minutes of the event (i.e. in the crisis period), implying low benefits from diversification between these two markets. Moreover, there is also a significant positive effect of the London market volatility on the CAC and DAX indices' volatilities. Finally, over the time period of the event, stock market volatilities are high in all of our three cases, implying suggesting possible gains by intraday trading activity in derivative markets.

References

- Amelie, C., Darne, O. 2006. Large shocks and the September 11th terrorist attacks on international stock markets. *Economic Modelling* 23, 683-698
- Arin, K., Ciferri D., Spagnolo N. 2008. The price of terror: the effects of terrorism on stock market returns and volatility. *Economics Letters* 101, 164-167
- Asimakopoulos, I., Goddard, J., Siriopoulos, C., 2000. Interdependence between the US and major European equity markets: evidence from spectral analysis. *Applied Financial Economics*, 10(1), 41-47.
- Asteriou, D., Siriopoulos, C., 2003. The role of political instability in stock market development and economic growth: the case of Greece, *Economic Notes* 29, 355 – 374.
- Baillie, R., Bollerslev, T., 1990. Intra-day and inter-market volatility in foreign exchange rates. *Review of Economic Studies*, 58, 565-585.
- Barros, C., Gil-Alana, L., 2009. Stock market returns and terrorist violence: evidence from the Basque Country. *Applied Economics Letters* 16, 1575-1579
- Bilson, C., Brailsford, T., Hooper, V., 2002. The explanatory power of political risk in emerging markets. *International Review of Financial Analysis* 11, 1-27
- Blose, L., Bornkamp, R., Brier, M., Brown, K., Frederick, J., 1996. Catastrophic events, contagion and stock market efficiency: the case of the space shuttle Challenger. *Review of Financial Economics* 5, 117-129
- Bolak, M. & Suer, O., 2008. The effect of Marmara earthquake on financial institutions. *Dogus Universitesi Journal* 9, 135-145
- Bowen, R., Castanias, R., Daley, L., 1983. Intra-industry effects of the accident at Three Mile Island. *Journal of Financial and Quantitative Analysis* 18, 87-112

- Broun, D., Derwall, J., 2010. The impact of terrorist attacks on international stock markets. *European Financial Management*, 16, 585-598
- Bubák, V., Kočenda, E., Žikeš, F., 2011. Volatility transmission in emerging European foreign exchange markets, *Journal of Banking and Finance*, 35, 2829–2841
- Capelle-Blancard, G., Laguna, M., 2009. How does the stock market respond to chemical disasters? *Journal of Environmental Economics and Management* 59, 192–205
- Chen, A., Siems, T., 2004. The effects of terrorism on global capital markets. *European Journal of Political Economy* 20, 2, 349–366
- Chesney, M., Reshetar, G., Karaman, M., 2011. The impact of terrorism on financial markets: An empirical study. *Journal of Banking and Finance* 35, 253–267
- Chiang, T.C., Jeon, B.N., Li, H., 2007. Dynamic correlation analysis of financial contagion: evidence from Asian markets. *Journal of International Money and Finance*, 26, 1206–1228.
- Connolly, R., Wang, A., 2003. International equity market comovements Economic fundamentals or contagion. *Pacific Basin and Finance*, 11, 23-43
- Drakos, K., 2010a. Terrorism activity, investor sentiment, and stock returns *Review of Financial Economics* 19, 128–135
- Drakos, K., 2010b. The determinants of terrorist shock's cross-market transmission. *The Journal of Risk Finance* 11, 147-163
- Drakos, K., 2011. Behavioral channels in the cross-market diffusion of major terrorist shocks. *Risk Analysis* 31, 143-159
- Égert, B., Kočenda, E., 2007. Interdependence between Eastern and Western European stock markets: Evidence from intraday data. *Economic Systems*, 31 (2), 184-203

- Eldor, R., Melnick R., 2004. Financial markets and terrorism. *European Journal of Political Economy* 20, 367–386
- Elyasiani, E., Kocagil, A., 2001. Interdependence and dynamics in currency futures markets A multivariate analysis of intraday data. *Journal of Banking and Finance*, 25, 1161-1186
- Engle, R.F., Ito, T., Lin, W.L., 1990. Meteor shower effects or heat waves? Heteroskedastic intra-daily volatility in foreign exchange market. *Econometrica* 58 (3), 525–542.
- Engle, R.F., Kroner, K., 1995. Multivariate simultaneous GARCH. *Econometric Theory*, 11, 122–150.
- Fernandez, V., 2008. The war on terror and its impact on the long-term volatility of financial markets. *International Review of Financial Analysis*, 17, 1-26.
- Forbes, K.J., Rigobon, R., 2002. No contagion, only interdependence: measuring stock market co-movements. *Journal of Finance*, 57, 2223–2261.
- Goetzmann, W.N., Li, L., Rouwenhorst, K.G., 2005. Long-term global market correlations. *The Journal of Business*, 78(1), 1–38.
- Hamao, Y., Masulis, R. W., Ng, V., 1990. Correlations in price changes and volatility across international markets. *Review of Financial Studies*, 3, 281–307
- Hanousek, J., Kočenda, E., Kutan, A., 2009. The reaction of asset prices to macroeconomic announcements in new EU markets Evidence from intraday data. *Journal of Financial Stability*, 5, 199-219.
- Herbst, A., Marshall, J., Wingender, J., 1996. An analysis of the stock market's response to the Exxon Valdez disaster. *Global Finance Journal* 7, 101-114

- Hon, M., Strauss, J., Yong, S-K., 2004. Contagion in financial markets after September 11: myth or reality? *The Journal of Financial Research* 27, 95-114
- Hong, Y., 2001. A test for volatility spillover with application to exchange rates. *Journal of Econometrics*, 103, 183–224
- Hsin, C.-W., 2004. A multilateral approach to examining the comovements among major world equity markets. *International Review of Financial Analysis*, 13 , 433– 462
- Jones, B., Chieng-Ting, L., Masih, M.M., 2005. Macroeconomic announcements, volatility, and interrelationships: an examination of the UK interest rate and equity markets. *International Review of Financial Analysis* , 14, 356–375.
- Kalra, R., Henderson, G., Raines, G., 1995. Contagion effects in the chemical industry following the Bhopal disaster. *Journal of Financial and Strategic Decisions* 8, 1-11
- Kaplanski, G. & Levy, H., 2010. Sentiment and stock prices: The case of aviation disasters. *Journal of Financial Economics* 95, 174–201.
- Karagianni S., Kyrtsou, C., 2011. Analysing the dynamics between US inflation and Dow Jones index using non-linear methods. *Studies in Nonlinear Dynamics and Econometrics*, 15 (2), 91-113
- Karagianni S., Kyrtsou, C., Saraidaris, A., 2010. Effects of Tax policy announcements in Athens Stock Exchange, Proceedings of International Conference on Economic Modeling, (EcoMod 2010), Istanbul, 7-10 July.
- Kitamura, Y., (2010) Testing for intraday interdependence and volatility spillover among the euro, the pound and the Swiss franc markets. *Research in International Business and Finance*, 24 158–171
- Kollias, C., Manou, E., Papadamou, S., Stagiannis, A., 2011a. Stock markets and terrorist attacks: comparative evidence from a large and a small capitalization market. *European Journal of Political Economy* 27, S64-S77.

- Kollias, C., Papadamou, S., Stagiannis, A., 2011b. Terrorism and capital markets: the effects of the Madrid and London bomb attacks. *International Review of Economics and Finance* 20, 532-541
- Kollias, C. Kyrtsov, C, Papadamou, S., 2011c. The Effects of Terrorism and War on the Oil and Prices–Stock Indices Relationship, Economics of Security Working Paper 57, DIW Berlin.
- Lin, W., Engle, R., Ito, T., 1994. Do bulls and bears move across borders? International transmission of stock returns and volatility. *Review of Financial Studies*, 7, 507– 538
- Longin, F., Solnik, B., 1995. Is the correlation in international equity returns constant: 1960–1990? *Journal of International Money and Finance*, 14, 3–26
- Markellos, R., Mills, T., Siriopoulos, C., 2003. Intradaily Behaviour of Listed and Unlisted Security Basket Indices in the Emerging Greek Stock Market. *Managerial Finance*, 29(9), 29-54
- Meric, I., Meric, G., 1997. Co-movements of European equity markets before and after the 1987 crash. *Multinational Finance Journal*, 2, 137–152
- Mun, K-C., 2005. Contagion and impulse response of international stock markets around the 9-11 terrorist attacks. *Global Finance Journal* 16, 48-68
- Nikkinen, J., Omran, M., Sahlstrom, P., Aijo, J., 2008. Stock returns and volatility following the September 11 attacks: evidence from 53 equity markets. *International Review of Financial Analysis*, 17, 27-46
- Nikkinen, J., Vahamaa, S., 2010. Terrorism and stock market sentiment. *The Financial Review*, 45, 263-275
- Pericoli, M., Sbracia, M., 2003. A primer on financial contagion. *Journal of Economic Surveys* 17, 571-608
- Ramiah, V., Cam, M. A., Calabro, M., Maher, D., Ghafouri, S. 2010. Changes in equity returns and volatility across different Australian industries following the recent terrorist attacks. *Pacific-Basin Finance Journal* 18, 64-76

Serwa, D., Bohl, M.T., 2005. Financial contagion vulnerability and resistance: a comparison of European stock markets. *Economic Systems*, 29, 344–362

Theodossiou, P., Lee, U., 1993. Mean and volatility spillovers across major national stock markets: Further empirical evidence. *Journal of Financial Research*, 16(4), 337– 350