

Brau, Rinaldo; Lanza, Alessandro; Pigliaru, Francesco

Working Paper

How Fast are the Tourism Countries Growing? The cross-country evidence

Nota di Lavoro, No. 85.2003

Provided in Cooperation with:

Fondazione Eni Enrico Mattei (FEEM)

Suggested Citation: Brau, Rinaldo; Lanza, Alessandro; Pigliaru, Francesco (2003) : How Fast are the Tourism Countries Growing? The cross-country evidence, Nota di Lavoro, No. 85.2003, Fondazione Eni Enrico Mattei (FEEM), Milano

This Version is available at:

<https://hdl.handle.net/10419/118123>

Standard-Nutzungsbedingungen:

Die Dokumente auf EconStor dürfen zu eigenen wissenschaftlichen Zwecken und zum Privatgebrauch gespeichert und kopiert werden.

Sie dürfen die Dokumente nicht für öffentliche oder kommerzielle Zwecke vervielfältigen, öffentlich ausstellen, öffentlich zugänglich machen, vertreiben oder anderweitig nutzen.

Sofern die Verfasser die Dokumente unter Open-Content-Lizenzen (insbesondere CC-Lizenzen) zur Verfügung gestellt haben sollten, gelten abweichend von diesen Nutzungsbedingungen die in der dort genannten Lizenz gewährten Nutzungsrechte.

Terms of use:

Documents in EconStor may be saved and copied for your personal and scholarly purposes.

You are not to copy documents for public or commercial purposes, to exhibit the documents publicly, to make them publicly available on the internet, or to distribute or otherwise use the documents in public.

If the documents have been made available under an Open Content Licence (especially Creative Commons Licences), you may exercise further usage rights as specified in the indicated licence.

**How Fast are the
Tourism Countries Growing?
The cross-country evidence**

Rinaldo Brau, Alessandro Lanza and
Francesco Pigliaru
NOTA DI LAVORO 85.2003

SEPTEMBER 2003

NRM – Natural Resources Management

Rinaldo Brau, *Università di Cagliari and CRENoS*
Alessandro Lanza, *Fondazione Eni Enrico Mattei and CRENoS*
Francesco Pigliaru, *Università di Cagliari and CRENoS*

This paper can be downloaded without charge at:

The Fondazione Eni Enrico Mattei Note di Lavoro Series Index:
http://www.feem.it/web/attiv/_wp.html

Social Science Research Network Electronic Paper Collection:
http://papers.ssrn.com/abstract_id=XXXXXX

The opinions expressed in this paper do not necessarily reflect the position of
Fondazione Eni Enrico Mattei

How Fast are the Tourism Countries Growing? The cross-country evidence

Summary

Specializing in tourism is an option available to a number of less developed countries and regions. But is it a good option? To answer this question, we have compared the relative growth performance of 14 “tourism countries” within a sample of 143 countries, observed during the period 1980-95. Using standard OLS cross-country growth regressions, we have documented that the tourism countries grow significantly faster than all the other sub-groups considered in our analysis (OECD, Oil, LDC, Small). Moreover, we have shown that the reason why they are growing faster is neither that they are poorer than the average; nor that they have particularly high saving/investment propensities; nor that they are very open to trade. In other words, the positive performance of the tourism countries is not significantly accounted for by the traditional growth factors of the Mankiw, Romer and Weil type of models. Tourism specialization appears to be an independent determinant.

A corollary of our findings is that the role played by the tourism sector should not be ignored by the debate about whether smallness is harmful for growth (e.g. Easterly and Kraay (2000), who conclude that there is no growth disadvantage in smallness). Half of the thirty countries classified as microstates in this literature are heavily dependent on tourism. Once this distinction is adopted, it is easy to see that the small tourism countries perform much better than the remaining small countries. In our findings, smallness per se can be bad for growth, while the opposite is true when smallness goes together with a specialization in tourism.

Keywords: Economic growth, Convergence, Tourism specialization, Sustainable development

JEL: O11, O41, O57, Q01

This paper was presented at the international conference on “Tourism and Sustainable Economic Development – Macro and Micro Economic Issues” held in Sardinia, Italy, on 19-20 September, 2003 and jointly organised by CRENoS (Università di Cagliari e Sassari, Italy) and Fondazione Eni Enrico Mattei, Italy, and supported by the World Bank.

Excellent research assistance by Fabio Manca is gratefully acknowledged. In previous stages of their research, the authors benefited from the comments and suggestions of Guido Candela, Roberto Cellini, Anil Markandya, Thea Sinclair, Clem Tisdell, and Giovanni Urga. Special thanks for helpful suggestions go to Luca De Benedictis. Financial support from Interreg IIIc is gratefully acknowledged by Francesco Pigliaru.

Address for correspondence:

Francesco Pigliaru
DRES
Viale S. Ignazio, 78
09123 Cagliari
Italy
E-mail: pigliaru@unica.it

How fast are the tourism countries growing? The cross-country evidence ¹

Rinaldo Brau *, Alessandro Lanza**, and Francesco Pigliaru*

*Università di Cagliari and CRENoS

**Fondazione Eni E. Mattei and CRENoS

Paper prepared for the Conference
Tourism and Sustainable Economic Development
Chia, Sardinia
September 19-20, 2003

Abstract. Specializing in tourism is an option available to a number of less developed countries and regions. But is it a *good* option? To answer this question, we have compared the relative growth performance of 14 “tourism countries” within a sample of 143 countries, observed during the period 1980-95. Using standard OLS cross-country growth regressions, we have documented that the tourism countries grow significantly faster than all the other sub-groups considered in our analysis (OECD, Oil, LDC, Small). Moreover, we have shown that the reason why they are growing faster is neither that they are poorer than the average; nor that they have particularly high saving/investment propensities; nor that they are very open to trade. In other words, the positive performance of the tourism countries is not significantly accounted for by the traditional growth factors of the Mankiw, Romer and Weil type of models. Tourism specialization appears to be an independent determinant.

A corollary of our findings is that the role played by the tourism sector should not be ignored by the debate about whether smallness is harmful for growth (e.g. Easterly and Kraay (2000), who conclude that there is no growth disadvantage in smallness). Half of the thirty countries classified as microstates in this literature are heavily dependent on tourism. Once this distinction is adopted, it is easy to see that the small tourism countries perform much better than the remaining small countries. In our findings, smallness per se can be bad for growth, while the opposite is true when smallness goes together with a specialization in tourism.

Contact author

Francesco Pigliaru
DRES
Viale S. Ignazio, 78
09123 Cagliari, Italy
pigliaru@unica.it

This version: September 2003

¹ Excellent research assistance by Fabio Manca is gratefully acknowledged. In previous stages of our research, we benefited from the comments and suggestions of Guido Candela, Roberto Cellini, Anil Markandya, Thea Sinclair, Clem Tisdell, and Giovanni Urga. Special thanks for helpful suggestions go to Luca De Benedictis. Financial support from Interreg IIIc is gratefully acknowledged by Francesco Pigliaru.

1. Introduction

In a recent paper, Easterly and Kraay (2000) investigate whether being small represents an economic disadvantage for a country. Are smaller countries poorer than average? Do they grow more slowly? Reasons for being pessimistic are not difficult to find in the literature, especially in endogenous growth, where scale effects often play a role in the determination of an economy's growth rate (Grossman and Helpman (1991); Aghion and Howitt (1998)).

Similarly, countries that rely strongly on international tourism also are suspected of being locked in a slow growth path. Again, endogenous growth theories tend to emphasize the virtues of high-tech sectors, the potential for high long-run growth of which are regarded as more promising than those of non high-tech service sectors such as tourism.²

In addition, countries in which tourism is the prominent sector are often very small (see below).³ So, expectations about their economic performance are not high, to say the least.

Are these pessimistic expectations supported by the international evidence? This question is especially important for developing countries: in a number of cases, tourism is an available option in countries where large gaps in other, more technological and less resource-based sectors have been accumulated.⁴ In this paper we assess whether tourism is a good growth option looking at the cross-country evidence.

We will use Easterly and Kraay (2000) as a benchmark against which to compare our results. Using a 1960-95 dataset on 157 countries, they find that being small is not an economic disadvantage. As far as the growth performance is concerned, our paper amends this view significantly. We find that, in the period 1980-95 (we do not have comparable cross-country data on tourism for 1960-79), tourism specialization does affect growth positively. A corollary of this is that being small is far from being a disadvantage if tourism is a key sector of the economy; if not, smallness turns out to be a disadvantage.

Our evidence on the positive relative performance of small tourism countries poses further interesting questions concerning the economic mechanisms that lie behind it. Is this performance either temporary or sustainable? Is it based on an increasing (perhaps unsustainable) exploitation of the environment that attracts the tourists? Is it based on a "terms of trade effect" that makes the value of that environment increase significantly over time? In this paper we define and discuss a number of alternative explanations, all compatible with our evidence. To test them empirically, a much more detailed cross-country dataset than

² On the growth perspectives of tourism countries see Coopeland (1991), Hazari and Sgro (1995), Lanza and Pigliaru (1994), (2000a,b).

³ On the relationship between smallness and tourism specialization, see Liu and Jenkins (1996), and Candela and Cellini (1997).

⁴ See Sinclair (1998).

the one currently available to us would be required. We leave this latter task to future stages of our research.

The rest of the paper is organized as follows. In section 2 we discuss our data and variables. In section 3 we give a first picture of the relative performance of the various groups of countries. In section 4 the econometric evidence is presented. In section 5 we describe the degree of heterogeneity in growth performance within the STCs group. In section 6 we discuss various alternative explanations of our empirical results. Concluding remarks are in section 7.

2. Data and definitions

Following Easterly and Kraay (2000) (E-K from now on), we define small countries as countries with an average population of less than one million during 1960-95. In the original paper by E-K, 33 countries out of a total of 157 met this condition.

The E-K dataset is our starting point. To investigate the relative economic performance of countries specialised in tourism, we need cross-country data on international tourism receipts.⁵ The first year for which data are available is 1980, and not for all the countries listed in the E-K dataset. As a consequence, the resulting dataset – the one we will use in this paper – is smaller in both the time and the cross-section dimensions: the period covered is 1980-95, and 143 countries instead of the original 157 are included, with the sub-set of small countries diminishing from 33 to 29.

Let us now turn to the definition of “tourism country”. In what follows, the degree of tourism specialization is defined by the ratio of international tourist receipts to GDP (data sources are listed in the Appendix). In Table 1 we list all countries in our dataset with a degree of tourism specialization greater than 10% on average over the period 1980-95. Such a characteristic is shared by 17 countries; of these, 14 meet our adopted definition of small state (the exceptions are Jordan, Singapore and Jamaica, all with populations exceeding one million).

The remaining 15 small countries, the degree of tourism specialization of which is smaller than 10%, are listed in Table 2 below. So, the sub-sample of 29 small countries in our dataset is split into two almost identical parts: 14 countries are above the 10% tourism share of GDP and 15 are below it.

⁵ International tourism receipts are defined as: expenditures by international inbound visitors, including payments to national carriers for international transport. These receipts should include any other prepayments made for goods or services received in the destination country. They may also include receipts from same-day visitors, except in cases where these are so important as to justify a separate classification. Data are in current U.S. dollars. For more information, see WDI table 6.14. Source: WBD Indicators 2000.

Table 1

Country name	Index of Tourism Specialization (average 1980-95)
Jordan*	10.1
Singapore*	11.4
Samoa	12.6
Fiji	13.0
Jamaica*	18.4
Grenada	18.8
Cyprus	19.1
Malta	21.1
St. Vincent and the Grenadines	22.2
Vanuatu	22.9
Seychelles	25.9
Barbados	28.8
Bermuda	31.3
St. Kitts and Nevis	35.0
St. Lucia	40.9
Bahamas, The	41.2
Maldives	60.8

[* Not small countries]

Table 2

Country name	Index of Tourism Specialization (average 1980-95)
Bahrain	4.0
Belize	9.4
Botswana	2.7
Comoros	3.3
Cape Verde	1.8
Djibouti	1.2
Gabon	0.2
Gambia, The	7.8
Guyana	5.3
Iceland	1.8
Luxembourg	2.5
Mauritius	8.2
Solomon Islands	3.6
Suriname	1.7
Swaziland	3.4

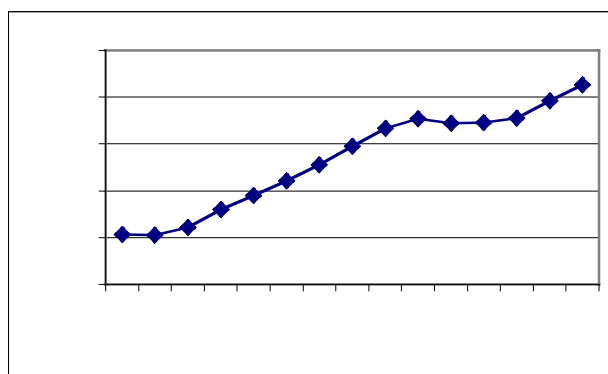
3. Small tourism countries and comparative economic performance

In this section we consider the growth performance of the small tourism countries (STCs from now on) as a whole, relative to the performance of a number of significant sub-sets of countries – namely, OECD, Oil, Small (as defined above), and LDCs.⁶ An assessment of the degree of economic heterogeneity within the tourism countries sub-set is postponed to section 5 below.

Before analysing the relative growth performance of each group, let us consider for a moment the more general picture. Figure 1 shows the time path of per capita GDP in the OECD countries as a group. The period 1980-1995 is a period of relatively slow growth, due to the existence of two sub-periods of very slow or even negative growth (at the beginning of the 1980s and of the 1990s). As a result, the annual average growth rate in the OECD group is 1.6% per year. The average growth rate of the whole sample is much lower than this, at 0.4% per year – an outcome mainly due to the poor performance of the Oil (15 countries, growing on average at -2.5% per year) and the LDC groups (37 countries, growing on average at -0.5% per year).

This picture is in sharp contrast to what had characterized the previous two decades, when the average annual growth rate in the sample was about 2.6%, and all groups were performing rather well (more on this presently).

Figure 1. OECD, Real per capita GDP
in constant dollars (international prices, 1985)



Let us now move to the relative performances of the individual groups. Table 3 shows the average growth rates for all groups in 1980-95. First of all, the average small country (SC) grows faster than the average country in the sample, but slower than the average OECD country. Second, when we isolate the performance of STCs from that of the other small

⁶ Countries in each group are listed in the Appendix. With the exception of LDC, the groups in our paper coincide with those used in Easterly and Kraay (2000).

countries, we see that tourism specialization is clearly beneficial for growth. This result is independent of the proportion of tourism receipts on GDP we adopt to classify a country as “tourism country”. Adopting 15% or 20% instead of 10% as the demarcation value would leave our results unaffected.

Remarkably, the remaining 15 small countries with a share of tourism receipts in GDP lower than 10% show a negative average growth rate. The better than average growth performance of the SC group is due exclusively to the much better than average performance of the STCs.

Table 3

Country group	Real per capita	
	GDP growth 80-95	No. countries
OECD	1.7	21
Oil	-2.5	14
Small	1.1	29
Small Tur. >20%	2.3	10
Small Tur. >10%	2.4	14
Small <10%	-0.2	15
LDCs	-0.5	37
All	0.4	143

Therefore, tourism specialization seems to be the key to understanding why small countries are not at disadvantage with respect to larger ones. Is this result a characteristic of the 1980-95 period only? We do not have data on tourism receipts for the years 1960-79, so we cannot answer this question directly. We can compare the performance of our groups of countries over two sub-periods (1960-80, 1980-95), but we have to bear in mind that, given the current limitation of the available data, the definition of STCs is based on the data of the second sub-period.

To make this comparison, we have to take into account an additional problem, since the 1960-80 sample is different from the 1980-95. The number of countries for which data are available for 1960-80 decreases to 136 from the original 143. What matters most from our point of view is that the number of STCs with an index for specialization >10% also decreases from 12 to 7. Consequently, the comparison shown in Table 4 below are based on the smaller sample of 136 countries.

Table 4

Country group	Growth Rate 60-95	(1)	(2)	[(2)-(1)]/(1)	No. Countries
		Growth Rate 60-80	Growth Rate 80-95		
OECD	2.6	3.2	1.7	-0.5	21
Oil	0.3	2.6	-2.5	-2.0	14
Small	2.1	3.1	0.8	-0.7	26
Small Tur. > 10%	2.8	3.5	1.8	-0.5	9
LDCs	0.2	1.0	-0.7	-1.7	34
All	1.6	2.6	0.3	-0.9	136

Two features shown in Table 4 are worth mentioning. First, STCs are the fastest growing group in 1960-80 too. Second, although their average growth rate slows down in the second sub-period, all the other groups do worse than the STCs, with the exception of the OECD. Notice that while the growth rates of SC and of STC are similar in the first sub-period, the STC rate is significantly higher than the SC one in the second sub-period. Again, the expansion of tourism specialization in some of the SC countries might be the explanation for this pattern.

4. Econometric evidence

We now turn to the econometric analysis of the relative growth performance of STCs. We first test whether in our dataset it is possible to detect significant advantages/disadvantages for SCs and STCs. To do this, we use the full set of continental dummies used in E-K, as well as dummies for Oil, OECD and LDC countries.

The picture that emerges from Table 5 strongly supports our findings in section 3. After controlling for continental location and other important characteristics, the above average growth performance of the SCc as a group (regression (1)) is crucially due to the performance of the tourism countries. Once the SC group is split in two using a demarcation value of 10%, STCs outperform the remaining small countries (regression (2)).

In regression (3) we add the LDC dummy as a further control, and in regression (4) we change the demarcation value of tourism specialization from 10% to 20%. The STC dummy stays significant at 1% in all regression.⁷

In Table 6 we test whether tourism specialization remains growth-enhancing after a number of traditional growth factors are taken into account. For instance, STCs might be on a

⁷ The same result is obtained when the three “non small” tourism countries (Jamaica, Jordan and Singapore) are added to the STC dummies regressions (4), (5) (as for regression (6) only small countries have an index of tourism specialization greater than 20%).

faster growth path simply because they are poorer than average – a mechanism fully predicted by the traditional Solovian growth model. Possibilities of this type are controlled for in all regressions in Table 6, in which we adopt a Mankiw, Romer and Weil (1992) (M-R-W from now on) approach to the analysis of cross-country growth differentials.⁸ Regressions (2) and (3) show that the STC dummy stays significant at the 1% confidence level even after other growth factors, such as the initial level of per capita GDP and an index of openness, are taken into account. Adding an index of volatility does not alter this result (regressions (4) and (5)).

In regressions (6) and (7) we further test the presence of a growth-enhancing effect of tourism. In regression (6) we use the index of tourism specialization instead of the usual STC dummy. The index is significant at the 1% confidence level, and the value of its coefficient implies that an increase of 10% in the ratio of tourism receipts to GDP⁹ is associated to an increase of 0.7% in the annual growth rate of per capita GDP.

Finally, in regression (7) we use a dummy-slope (the index of openness multiplied by the STC>10% dummy). The idea is to test whether being specialised in tourism generates a premium over the average positive effect of openness on growth. The answer is yes. The coefficient of the new interactive variable is significant and its value is large.

Another way to test whether factors other than tourism specialization are the source of the positive performance of STCs, is to consider how different STCs are from other small and larger countries in terms of a number of growth determinants. In Table 7 we see that the reason why STCs are growing faster is *not*:

- (i) that they are poorer than average (regr. (1): they are not);
- (ii) that they have particularly high saving/investment propensities (regr. (2): other small countries save/invest more than STCs);
- (iii) that they are open to trade (regr. (3): they are very open to trade, but not more than the other small, low-growth countries in the sample).

In addition to this, we report that STCs are less subject to volatility in their growth rates than the other SCs and the Oil countries.

This further evidence confirms the results shown in our previous tables. The positive performance of STCs relative to that of the other groups is not significantly accounted for by the traditional growth factors of the M-R-W type models. Tourism specialization appears to be an independent determinant.

⁸ Human capital – a crucial variable in M-R-W – is not included in our regressions because data on six of our STCs are not available.

⁹ In our sample of 143 countries, the standard deviation of this variable measured in percentage values is 9.0.

Table 5**Growth and STCs – I**

Dependent variable: Average annual real per capita GDP growth, 1980-95

Dummies	(1)	(2)	(3)	(4)
OECD	0.0033 (0.82)	0.0055 (1.43)	0.0045 (1.09)	0.0034 (0.79)
OIL	-0.0252 (-3.26) ***	-0.0243 (-3.11) ***	-0.0266 (-3.47) ***	-0.0265 (-3.47) ***
SC	0.0088 (2.03) **			
STC >10%		0.0171 (2.58) ***	0.0177 (2.83) ***	
SC <10%		0.0018 (0.35)		
LDC			-0.0098 (-1.93) *	-0.0096 (-1.94) *
STC >20%				0.0197 (2.82) ***
No. of obs	143	143	143	143
R ²	0.399	0.418	0.436	0.433

All regressions include a full set of regional dummies as defined in E-K. Figures in brackets are t-statistics (standard errors are White-corrected).

* Significant at 10% ** Significant at 5% *** Significant at 1%

Table 6**Growth and STCs - II**

Dependent variable: Average annual real per capita GDP growth, 1980-95

Dummies and variables	(1)	(2)	(3)	(4)	(5)	(6)	(7)
OECD	0.0145 (2.33)**	0.0174 (3.06)***	0.0162 (2.66)***	0.0134 (2.14)**	0.0134 (2.14)**	0.0173 (3.01)***	0.0173 (3.03)***
OIL	-0.0174 (-3.02)***	-0.0163 (-2.83)***	-0.0164 (-2.84)***	-0.0146 (-2.47)**	-0.0148 (-2.62)***	-0.0145 (-2.51)**	-0.0163 (-2.82)***
LDC	-0.0139 (-2.61)***	-0.0155 (-2.97)***	-0.0151 (-2.96)***	-0.0147 (-2.60)***	-0.0138 (-2.65)***	-0.0157 (-3.12)***	-0.0149 (-2.86)***
Ln per-c. GDP 1980	-0.0092 (-2.63)***	-0.0092 (-2.81)***	-0.0091 (-2.67)***	-0.0089 (-2.76)***	-0.0087 (-2.62)***	-0.0088 (-2.65)***	-0.0089 (-2.71)***
Share of trade in GDP 1980-95	0.0117 (4.04)***	0.0086 (2.84)***	0.0086 (2.88)***	0.0089 (3.20)***	0.0088 (3.23)***	0.0061 (1.92)*	0.0080 (2.55)**
Standard dev. of growth rates 1980-95				-0.1864 (-1.25)	-0.1872 (-1.25)		
Average share of tourism receipts in GDP 1980-95						0.0715 (4.38)***	
STC >10%		0.0169 (2.80)***		0.0160 (2.76)***			
STC >20%			0.0190 (2.80)***		0.0180 (2.71)***		
Share of trade * STC >10%							0.0148 (3.50)***
No. of obs	141	141	141	141	141	141	141
R ²	0.456	0.493	0.491	0.504	0.502	0.509	0.500

All regressions include a full set of regional dummies as defined in E-K. Figures in brackets are t-statistics (standard errors are White-corrected).

* Significant at 10% ** Significant at 5% *** Significant at 1%

Table 7**Growth determinants and STCs**

Dependent variable: Average annual real per capita GDP growth, 1980-95

	(1)	(2)	(3)	(4)
	Log real per-c. GDP, Average 1980-95	Log inv. as a share of GDP, aver. 1980-95	Share of trade in GDP, aver. 1980-95	Standard dev. of GDP growth, 1980-95
Dummies				
OECD	1.3853 (10.67)***	0.2410 (2.09)**	-0.1315 (-1.25)	-0.0139*** (-4.79)
OIL	0.7623 (3.98)***	0.2715 (1.64)*	0.1368 (1.46)	0.0111 (2.47)**
STC >10%	0.4487 (2.20)**	0.2816 (2.29)**	0.5393 (5.27)***	-0.003 (-1.00)
SC <10%	0.3261 (1.91)*	0.4424 (3.51)	0.5492 (5.15)***	0.0069 (1.68)*
No. of obs	143	138	141	143
R ²	0.995	0.938	0.793	0.813

All regressions include a full set of regional dummies as defined in E-K. Figures in brackets are t-statistics (standard errors are White-corrected).
 * Significant at 10% ** Significant at 5% *** Significant at 1%

5. STCs growth and heterogeneity

How heterogeneous are the countries included in the STC “club” in terms of their growth performance? Eleven of the fourteen STCs grow faster than the average in the sample (above 0.4% per year);¹⁰ eight of them show high growth performances (above 2.0% per year); three perform worse than average: Bermuda, the Bahamas and Vanuatu. The latter seems to

¹⁰ The annual growth rates of real per capita GDP (average 1980-95) in STCs are as follows: Samoa 0.6%, Fiji 0.9%, Grenada 3.8%, Cyprus 4.3%, Malta 4.1%, St. Vincent and the Grenadines 3.7%, Vanuatu -0.1%, Seychelles 2.4%, Barbados 0.5%, Bermuda 0.2%, St. Kitts and Nevis 3.9%, St. Lucia 3.8%, the Bahamas -0.1%, Maldives 4.9%.

represent a rather unique case. It is the only initially very poor STC to experience no growth. The other two bad performers are the richest in the group: in 1980 a resident in Bermuda (the Bahamas) was 9 (7.5) times richer than a resident in Vanuatu. Moreover, Vanuatu has also seen its index of tourism specialization fall during the period under analysis.

To get an idea of the relative magnitude of the dispersion of growth rates across STCs, in Table 8 we compare the standard deviation of the growth rates of the various groups of countries. The standard deviation of STCs is higher than that of OECD countries, and is slightly lower than that of all the other groups and of the whole sample.

Table 8

Countries	S.D. Growth
<i>OECD</i>	0.008
<i>OIL</i>	0.031
<i>Small</i>	0.023
<i>Small Tour 10%</i>	0.019
<i>LDCs</i>	0.022
<i>All</i>	0.024

Although explaining the observed dispersion in the growth rates of STCs is an interesting issue, it is well beyond the scope of the present paper.¹¹ Among other things, a satisfactory answer should model, and test empirically, the widely different patterns of tourism development adopted by countries with a comparative advantage in this sector.¹² In this section we address a simpler and preliminary empirical question – namely, whether countries within the STCs group are becoming more or less homogeneous over time in terms of their growth rates and – perhaps – per capita GDP levels.

A standard way of evaluating the pattern over time of a cross-country index of dispersion is the so-called σ -convergence analysis. Figure 2(a) shows the pattern of the coefficient of variation (%) within the STCs group from 1980 to 1995.¹³ σ -convergence was clearly at work between 1980 and 1990: the coefficient of variation decreases from 9.1% to 8.0%, and then it stays constant around this latter value.¹⁴ Again, this pattern differs sharply from the one

¹¹ A preliminary discussion of why growth rates can differ between STCs and other countries, as well as across STCs, is postponed to section 6 below, where we compare alternative models of growth compatible with our evidence.

¹² For instance, a fast and intense use of the environment could generate a high but declining growth rate; viceversa, a less intense use of the environment could generate growth benefits in the longer run rather than soon. Moreover, destination countries could display some differences in the quality of the tourist services offered, whether in the form of more luxury accommodations or better preserved natural resources, which could match different paths of international demand growth.

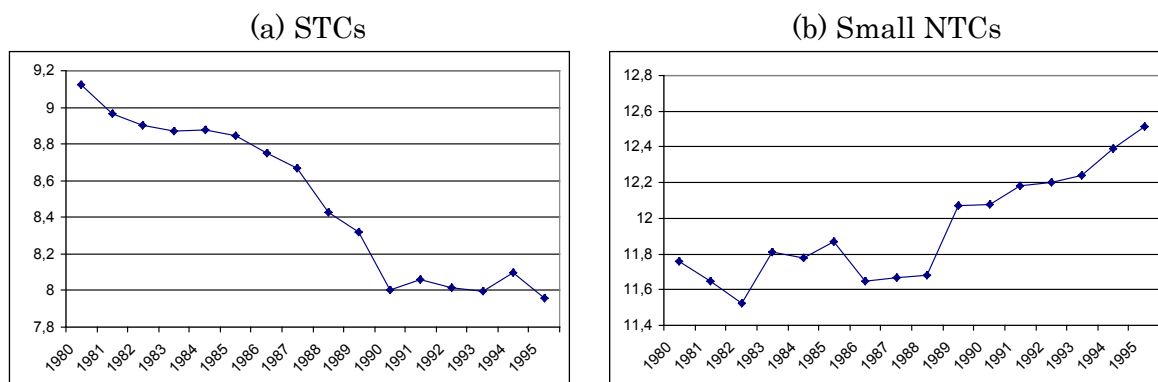
¹³ In Figure 2 we use the coefficient of variation instead of the standard deviation to control for the rather different averages in per capita income across the various groups of countries.

¹⁴ In 1980 the same index was equal to 12.8% for the whole sample and to 4.0% for the OECD countries.

characterizing the group of 15 non-tourism small countries (Figure 2(b)): here the level of the index of inequality is higher (11.8% in 1980) and, more importantly, it is characterized by a clear tendency to increase over time (12.5% in 1995).

Figure 2. σ -convergence, 1980-95

Coefficient of variation, logs of per capita income



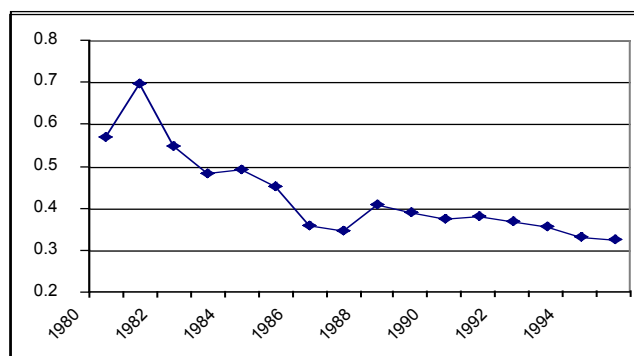
At this stage, it would be helpful to complement the above analysis by testing for the presence of β -convergence across the STCs. However, we have too few cross-section observations (14) for a reliable estimate of a standard cross-country growth regression.¹⁵ Keeping this shortcoming in mind, we report that a OLS regression between growth rates and the logs of the 1980 level of per capita GDP generates a negative (as expected) coefficient equal to -0.0111 , significant at the 10% level ($R^2 = 0.189$). Adding a dummy to control for Vanuatu, we obtain a coefficient equal to -0.0115 , significant at the 1% level ($R^2 = 0.467$).

It is also interesting to report that, underlying the observed per capita GDP convergence, some convergence also seems to be at work in tourism receipts per arrival. This is shown in Figure 3 below.

¹⁵ A dynamic panel estimate would be possible but it poses a sufficient number of econometric issues to deserve a paper on its own.

Figure 3. σ -convergence, 1980-95

Standard deviation, logs of tourism receipts per arrival



All in all, the evidence discussed in this section gives some support to the idea that a significant part of the observed heterogeneity within the STCs group might be based on a rather simple explanation: within this “club”, the dispersion of per capita GDP tends to decrease, with poorer countries growing faster than the richer ones. At this stage of our research, we do not know how robust this finding is, as well as whether an absolute or conditional process of convergence is at work – if any. In 1985, the Maldives had a per capita GDP equal to 10% of that of the Bahamas; a decade later, the Maldives had doubled that initial relative value. Are they converging to the high per capita GDP of the Bahamas? Are most of STCs converging to that level? If instead convergence is conditional rather than absolute, is the type of tourism development adopted in a country a relevant conditioning factor? These questions are important and future research should pay them the attention they deserve.

6. Why are the STCs growing fast?

Our evidence shows that tourism can be a growth-enhancing specialization, at least for the period under analysis. Is the above-described performance an episode or are we dealing with something of a more persistent nature? Understanding the mechanisms behind this phenomenon is important, especially from the viewpoint of economic policy. Taken at face value, our results seem to justify a rather optimistic perception of the economic consequences of specializing in tourism. This is not necessarily true. As a matter of fact, various interpretations are possible at this stage. In this section, we discuss explicitly two different mechanisms that could generate the above-described performance, and suggest what type of additional data will be required to identify their empirical relevance.

A simple analytical setting within which the two hypotheses can be defined and compared is offered by Lanza and Pigliaru in a series of papers, (1994), (2000 a,b). In these

papers Lucas's (1988) two-sector endogenous growth model is shown to be simple and detailed enough for the analytical evaluation of the effects of tourism specialization.

Consider a world formed of a continuum of small countries characterized by a two-sector economy (M for manufacturing, T for Tourism) and total labour endowment L , in which the engine of growth – the accumulation of human capital – takes the exclusive form of learning-by-doing, so that pure competition prevails. While physical production in the manufacturing sector is determined by human capital only through its productivity effects on the labour force (L_M) in the sector, production of T requires an additional input, a natural resource whose fixed endowment is \bar{R} . This association with natural resources implies that each worker in the tourist sector must be endowed with (at least) a minimum quantity $\underline{\rho}$ in order to make production of T feasible.

The association between L_T and \bar{R} also plays a role in determining the comparative advantage of individual countries. Countries with a small \bar{R} face constraints in the number of workers they can allocate to sector T ; no constraint exists in countries with larger \bar{R} s. Given the mechanisms governing the determination of the relative price in autarchy, countries with larger L_T (\bar{R}) will tend to develop a comparative advantage in T , while the opposite is true for countries with smaller L_T (\bar{R}).¹⁶ Notice that, as far as small countries have higher than average \bar{R}/L , this result would be compatible with the stylized fact that T countries are generally small.¹⁷

In each sector the potential for learning-by-doing is defined by a constant, λ_i . In our case, manufacturing is the "high technology" sector, so that $\lambda_M > \lambda_T$. Given that international trade will force all countries to specialize completely according to their comparative advantage, the (physical) growth rate of a country is consequently equal to

$$(1) \quad \frac{\dot{y}_i}{y_i} = \lambda_i, \text{ with } i=T, M$$

However, international trade also affects the terms of trade ($p \equiv p_T/p_M$). In particular, with Cobb-Douglas preferences, p moves in favour of the slow-growing good exactly counterbalancing the growth differential between the two countries, so that in the long run we should expect STCs to grow at the same rate as industrialised countries.¹⁸

¹⁶ The details of the role played by are in generating the comparative advantage depends on the demand elasticity of substitution. See Lanza and Pigliaru (2000b).

¹⁷ More on this in Lanza and Pigliaru (2000b)).

¹⁸ In the more general case of CES preferences, the rate of change of p is equal to $(\lambda_M - \lambda_T)\sigma^{-1}$, where σ is the elasticity of substitution, so that the terms of trade effect will outweigh the productivity differential when σ is smaller than unity (see Lanza and Pigliaru, 1994, 2000a,b)

This holds by keeping the utilisation of the natural resource constant. Consider now a T country in which, at a certain point in time, not all \bar{R} is used, so that $\rho < \bar{\rho}$, where $\bar{\rho} \equiv \bar{R}/L$ is the upper limit of natural resource per worker in the event of complete specialization in T . If in this country the rate of utilization of its natural endowment increases, then its growth rate in terms of the manufacturing good is equal to

$$(2) \quad \dot{y}_T/y_T + \dot{p}/p + \dot{\rho}/\rho.$$

However, this growth rate can only be observed in the short-term. In the long-run, $\dot{\rho}/\rho$ tends to zero as the upper bound $\bar{\rho}$ is approached. Consequently, in the long-run tourism specialization neutral for growth (unless the cases of σ greater/smaller than 1 are considered).

This simple analytical setting can be used to define alternative explanations of why STCs have grown faster.

The pessimistic interpretation. International preferences are Cobb-Douglas (or CES with $\sigma > 1$), so that the terms of trade effect cannot outweigh the productivity differential. In this case, other things being constant, the index of tourism specialization should play no role in our regressions (a negative role with $\sigma > 1$). If that is the case, a way to reconcile theory with our evidence is that, perhaps, the rate of utilization of the natural endowment in STCs has increased significantly during the period under analysis ($\dot{\rho}/\rho > 0$), so that

$$(3) \quad \dot{y}_T/y_T + \dot{p}/p + \dot{\rho}/\rho > \dot{y}_M/y_M \geq \dot{y}_T/y_T + \dot{p}/p$$

Clearly, with this additional term, the growth rate of a T country can be greater than \dot{y}_M/y_M , the growth rate of the average M country. However, this performance can only be observed in the short-term. In the long-run, $\dot{\rho}/\rho$ tends to zero as the upper limit $\bar{\rho}$ is approached. In this setting, in the long-run the T countries should not outperform the M countries.

The optimistic interpretation. The second interpretation relies on a “terms of trade effect”. In words, tourism is not harmful for growth if the prevailing international terms of trade move fast enough to more than offset the gap in sectoral productivity growth. If this happens, the sum $\dot{y}_T/y_T + \dot{p}/p$ would be persistently greater than \dot{y}_M/y_M . In terms of the model to which we have referred in this section, $\sigma < 1$ is sufficient for this result to hold.¹⁹ Adding non-homothetic preferences with T as the luxury good would yield further analytical support to the

¹⁹ For evidence favourable to this hypothesis, see Brau (1995), Lanza (1997) and Lanza, Urga and Temple (2003).

possibility that the terms of trade move fast enough in favour of the T good²⁰ and, consequently, to an optimistic interpretation of our current evidence. In both cases we have:

$$(4) \quad \dot{y}_T/y_T + \dot{p}/p + \dot{\rho}/\rho > \dot{y}_T/y_T + \dot{p}/p > \dot{y}_M/y_M$$

To sum up, we have “productivity pessimism” and “terms of trade optimism”. A growth episode based on a fast supply expansion in the T sector might temporarily hide the growth-neutral or even damaging nature of tourism specialization. On the other hand, consumer preferences might be such that tourism specialization (or some types of tourism specialization) is highly valued in the international marketplace. This second mechanism – not crucially based on output expansion – tends to make sustainability of tourism-based development easier to achieve.

An important task for future research is to identify the relative importance of the various types of growth-enhancing mechanisms associated with tourism specialization, in order to assess their economic (and environmental) sustainability. Cross-country data on the dynamics of the terms of trade between tourism services and a composite other good are required, as well as data on the natural resource endowment and indexes of the latter’s degree of exploitation for tourism purposes.

7. Concluding remarks

Specializing in tourism is an option available to a number of less developed countries and regions, in which development through industrialization is not easy due to the existence of persistent gaps in technology levels.

Is tourism a *good* option? To answer this question, we have compared the relative growth performance of 14 “tourism countries” from a sample of 143 countries, observed during the 1980-95 period. We have documented that the STCs grow significantly faster than all the other sub-groups considered in our analysis (OECD, Oil, LDC, Small). Moreover, we have shown that the reason why they grow faster is not that they are poorer than average; that they have particularly high saving/investment propensities; that they are very open to trade. In other words, our findings point to the fact that the positive performance of STCs is not significantly accounted for by the traditional growth factors of the Mankiw, Romer and Weil type of models. Tourism specialization appears to be an independent determinant.

A corollary of our findings is that the role played by the tourism sector should not be ignored by the debate about whether smallness is harmful for growth (e.g. Easterly and Kraay (2000), who conclude that there is no growth disadvantage in smallness). Half of the thirty

²⁰ See also Pigliaru (2002).

countries classified as microstate in this literature are heavily dependent on tourism. Once this distinction is adopted, it is easy to see that the STCs perform much better than the remaining small countries. In our findings, smallness per se can be bad for growth, while the opposite is true when smallness goes together with tourism specialization.

Taken at face value, our results seem to justify a rather optimistic perception of the economic consequences of specializing in tourism. This is not necessarily true. As a matter of fact, various interpretations are possible at this stage. In section 7, we have discussed two alternative mechanisms that would be compatible with our empirical evidence. The first is based on a “terms of trade effect” which would allow STCs to enjoy sustainable fast growth in the long-run. The second implies a far less optimistic scenario: STCs can obtain fast growth for a period by accelerating the exploitation of the environment to which tourists are attracted. The long-run scenario might be very different, especially if the dynamics of sectoral productivities are in favour of high-tech industries, as suggested by much of the endogenous growth literature.

Identifying the relative strength of these mechanisms in explaining the positive performance of the STCs is an important task that we will deal with in future stages of our research.

References

- Aghion P. and P. Howitt (1998), *Endogenous Growth Theory*, Cambridge, MA: The MIT Press.
- Barro R. and X. Sala-i-Martin (1995), *Economic Growth*, New York: McGraw-Hill.
- Brau R. (1995), Analisi econometrica della domanda turistica in Europa, *Contributi alla Ricerca CRENoS*, 95/2
- Candela G. and Cellini R. (1997), Countries' size, consumers' preferences and specialization in tourism: a note, *Rivista Internazionale di Scienze Economiche e Commerciali*, 44, 451-57.
- Copeland, B. R. (1991), Tourism, Welfare and De-industrialization in a Small Open Economy., *Economica*, 58, 515-29.
- Easterly W. and Kraay A. (2000), Small states, small problems? Income, growth and volatility in small states, *World Development*, 28, pp. 2013-27.
- Grossman G. and Helpman E. (1991), *Innovation and growth in the global economy*, Cambridge, MA: The MIT Press.
- Hazari, B. R and Sgro, P. M. (1995), Tourism and Growth in a Dynamic Model of Trade, *Journal of International Trade & Economic Development*, 4, 243-52
- Lanza A. (1997), Is tourism harmful to economic growth, *Statistica*, n.3.
- Lanza A. and Pigliaru F. (1994), The tourism sector in the open economy, *Rivista Internazionale di Scienze Economiche e Commerciali*, 41.
- Lanza A. and Pigliaru F. (2000a), Tourism and economic growth: does country's size matter?, *Rivista Internazionale di Scienze Economiche e Commerciali*, 47, pp.77-85.
- Lanza A. and Pigliaru F. (2000b), Why are tourism countries small and fast-growing?, in: A. Fossati and G. Panella (eds), *Tourism and Sustainable Economic Development*, Dordrecht: Kluwer Academic Publisher, 57-69
- Lanza A., Urga G. and Temple P. (2003), The Lucas Model of Economic Growth: An Empirical Application to Tourism Specialisation Using Multivariate Cointegration, *Tourism Management*, 24 , 315-321
- Liu Z. and Jenkins C.L. (1996), Country size and tourism development: a cross-nation analysis, in: L. Briguglio et al. (eds), *Sustainable tourism in islands and small states: issues and policies*, London: Pinter, 90-117.
- Lucas R. (1988), On the mechanics of economic development, *Journal of Monetary Economics*, 22, 3-42.
- Mankiw N.G., Romer D. and Weil D.N. (1992), A contribution to the empirics of economic growth, *Quarterly Journal of Economics*, 107, 408-37.
- Murat M. and Pigliaru F. (1998), International trade and uneven growth: a model with intersectoral spillovers of knowledge, *Journal of International Trade and Economic Development*, 7, 221-36.

Pigliaru F. (2002), Turismo, crescita e qualità ambientale, in: Paci R. and Usai S. (eds.), *L'ultima spiaggia*, Cagliari: Cuec

Sachs J. and Warner A. (1995), Natural Growth Abundance, *Harvard Institute for International Development, Development Discussion Paper n. 517a*.

Sinclair M.T. (1998), Tourism and economic development: a survey, *Journal of Development Studies*, 34, 1-51.

Appendix: Data sources

The Easterly-Kraay (E-K) "Small States dataset"

This dataset consists of 157 countries for which at least 10 years of annual data on per capita GDP adjusted for differences in purchasing power parity are available. Among these countries 33 are defined as small countries having an average population during 1960-95 of less than one million. Other variables include:

- a) Regional Dummies (country selection from the World Bank World Tables (WB))
- b) Real GDP per capita measured in 1985 international dollars. (Source: Penn World Tables mark 5.6 (PWT)). Missing observations in the PWT are filled where possible using PPP-adjusted GDP estimates reported by the WB.
- c) For a more exhaustive description on data sources see p. 2027 of E-K (2000).

The dataset used in this paper:

Our dataset consists of 143 countries for which at least 10 years of annual data on per capita GDP adjusted for differences in purchasing power parity are available. A set of different dummies have been considered:

a) According to population

29 are Small Countries (average population during 1960-95 <1 million)

b) According to Tourism specialization

10 are Tourism Countries with a specialization $\geq 20\%$. (For a complete definition of specialization see below).

13 are Tourism Countries with a specialization $\geq 15\%$

17 are Tourism Countries with a specialization $\geq 10\%$

3 countries among this group are not small (Jamaica, Singapore and Jordan)

c) According to Tourism specialization and Population

19 are Small not Tourism (specialization $\leq 20\%$)

17 are Small not Tourism (specialization $\leq 15\%$)

15 are Small not Tourism (specialization $\leq 10\%$)

c) Other relevant dummies

37 Less Developed Countries (of these, 6 Small not Tour and 2 Small Tourism)
 21 OECD
 14 Oil

The main source of data for our dataset can be found here:
<http://www.worldbank.org/research/growth/GDNdata.htm>

Variables:

1. **Real per capita GDP Levels** (International Prices, base year 1985): Source: PWTables 5.6. Missing observations from Global Development Finance and World Development Indicators.

2. **Real per capita GDP growth Rate:** logs of first available year and last year as below:

$$\ln\left(\frac{GDP_{t1}}{GDP_{t0}}\right)/T$$

This variable has been computed for 1960-95, 1980-95, 1960-80.

3. **Average Tourism Specialization:**

$$\left(\frac{\text{International Tourism receipts}}{\text{GDP at market prices}}\right)$$

Source for both series (World Bank Development Indicators, current US\$)
 This variable has been computed for 1960-95, 1980-95, 1960-80

4. **Average Share of Trade:**

$$\left(\frac{\text{Imports} + \text{Exports}}{\text{GDP at market prices}}\right)$$

Source for both series (World Bank Development Indicators, current US\$)
 This variable has been computed for 1960-95, 1980-95, 1960-80

5. **Average Investments to GDP:** Source: PWTables 5.6. The GDP values are PPP adjusted and the variables are computed for 1960-95, 1980-95, 1960-80.

6. **Average Secondary School Enrolment rate:** Secondary School enrolment rate (gross) (Source: WB Development indicators 2000)

7. **Average Standard Deviation of Growth Rate:** Growth rates of (2).

The different subsets of countries are listed below:

OECD		Oil	
1	Australia	1	Bahrain
2	Austria	2	Gabon
3	Belgium	3	Angola
4	Canada	4	United Arab Emirates
5	Denmark	5	Congo, Rep.
6	Finland	6	Algeria
7	France	7	Iran, Islamic Rep.
8	Iceland	8	Iraq
9	Ireland	9	Kuwait
10	Italy	10	Nigeria
11	Japan	11	Oman
12	Luxembourg	12	Saudi Arabia
13	Netherlands	13	Trinidad and Tobago
14	New Zealand	14	Venezuela
15	Norway		
16	Portugal		
17	Spain		
18	Sweden		
19	Switzerland		
20	United Kingdom		
21	United States		

SMALL		LDC	
1	Bahamas, The	1	Angola
2	Bahrain	2	Bangladesh
3	Barbados	3	Benin
4	Belize	4	Burkina Faso
5	Bermuda	5	Burundi
6	Botswana	6	Cape Verde
7	Cape Verde	7	Central African Republic
8	Comoros	8	Chad
9	Cyprus	9	Comoros
10	Djibouti	10	Congo, Dem. Rep.
11	Fiji	11	Djibouti
12	Gabon	12	Ethiopia
13	Gambia, The	13	Gambia, The
14	Grenada	14	Guinea
15	Guyana	15	Haiti
16	Iceland	16	Lao PDR
17	Luxembourg	17	Lesotho
18	Maldives	18	Liberia
19	Malta	19	Madagascar
20	Mauritius	20	Malawi
21	Samoa	21	Maldives
22	Seychelles	22	Mali
23	Solomon Islands	23	Mauritania
24	St. Kitts and Nevis	24	Nepal
25	St. Lucia	25	Niger
26	St. Vincent and the Grenadines	26	Rwanda
27	Suriname	27	Samoa
28	Swaziland	28	Sierra Leone
29	Vanuatu	29	Solomon Islands
		30	Somalia
		31	Sudan
		32	Tanzania
		33	Togo
		34	Uganda
		35	Vanuatu
		36	Yemen, Rep.
		37	Zambia

NOTE DI LAVORO DELLA FONDAZIONE ENI ENRICO MATTEI

Fondazione Eni Enrico Mattei Working Paper Series

Our working papers are available on the Internet at the following addresses:

<http://www.feem.it/Feem/Pub/Publications/WPapers/default.html>

<http://papers.ssrn.com>

SUST	1.2002	<i>K. TANO, M.D. FAMINOW, M. KAMUANGA and B. SWALLOW: <u>Using Conjoint Analysis to Estimate Farmers' Preferences for Cattle Traits in West Africa</u></i>
ETA	2.2002	<i>Efrem CASTELNUOVO and Paolo SURICO: <u>What Does Monetary Policy Reveal about Central Bank's Preferences?</u></i>
WAT	3.2002	<i>Duncan KNOWLER and Edward BARBIER: <u>The Economics of a "Mixed Blessing" Effect: A Case Study of the Black Sea</u></i>
CLIM	4.2002	<i>Andreas LÖSCHEL: <u>Technological Change in Economic Models of Environmental Policy: A Survey</u></i>
VOL	5.2002	<i>Carlo CARRARO and Carmen MARCHIORI: <u>Stable Coalitions</u></i>
CLIM	6.2002	<i>Marzio GALEOTTI, Alessandro LANZA and Matteo MANERA: <u>Rockets and Feathers Revisited: An International Comparison on European Gasoline Markets</u></i>
ETA	7.2002	<i>Effrosyni DIAMANTOUDI and Efthios S. SARTZETAKIS: <u>Stable International Environmental Agreements: An Analytical Approach</u></i>
KNOW	8.2002	<i>Alain DESDOIGTS: <u>Neoclassical Convergence Versus Technological Catch-up: A Contribution for Reaching a Consensus</u></i>
NRM	9.2002	<i>Giuseppe DI VITA: <u>Renewable Resources and Waste Recycling</u></i>
KNOW	10.2002	<i>Giorgio BRUNELLO: <u>Is Training More Frequent when Wage Compression is Higher? Evidence from 11 European Countries</u></i>
ETA	11.2002	<i>Mordecai KURZ, Hehui JIN and Maurizio MOTOLESE: <u>Endogenous Fluctuations and the Role of Monetary Policy</u></i>
KNOW	12.2002	<i>Reyer GERLAGH and Marjan W. HOFKES: <u>Escaping Lock-in: The Scope for a Transition towards Sustainable Growth?</u></i>
NRM	13.2002	<i>Michele MORETTO and Paolo ROSATO: <u>The Use of Common Property Resources: A Dynamic Model</u></i>
CLIM	14.2002	<i>Philippe QUIRION: <u>Macroeconomic Effects of an Energy Saving Policy in the Public Sector</u></i>
CLIM	15.2002	<i>Roberto ROSON: <u>Dynamic and Distributional Effects of Environmental Revenue Recycling Schemes: Simulations with a General Equilibrium Model of the Italian Economy</u></i>
CLIM	16.2002	<i>Francesco RICCI (I): <u>Environmental Policy Growth when Inputs are Differentiated in Pollution Intensity</u></i>
ETA	17.2002	<i>Alberto PETRUCCI: <u>Devaluation (Levels versus Rates) and Balance of Payments in a Cash-in-Advance Economy</u></i>
Coalition Theory Network	18.2002	<i>László Á. KÓCZY (liv): <u>The Core in the Presence of Externalities</u></i>
Coalition Theory Network	19.2002	<i>Steven J. BRAMS, Michael A. JONES and D. Marc KILGOUR (liv): <u>Single-Peakedness and Disconnected Coalitions</u></i>
Coalition Theory Network	20.2002	<i>Guillaume HAERINGER (liv): <u>On the Stability of Cooperation Structures</u></i>
NRM	21.2002	<i>Fausto CAVALLARO and Luigi CIRAOLO: <u>Economic and Environmental Sustainability: A Dynamic Approach in Insular Systems</u></i>
CLIM	22.2002	<i>Barbara BUCHNER, Carlo CARRARO, Igor CERSOSIMO and Carmen MARCHIORI: <u>Back to Kyoto? US Participation and the Linkage between R&D and Climate Cooperation</u></i>
CLIM	23.2002	<i>Andreas LÖSCHEL and ZhongXIANG ZHANG: <u>The Economic and Environmental Implications of the US Repudiation of the Kyoto Protocol and the Subsequent Deals in Bonn and Marrakech</u></i>
ETA	24.2002	<i>Marzio GALEOTTI, Louis J. MACCINI and Fabio SCHIANTARELLI: <u>Inventories, Employment and Hours</u></i>
CLIM	25.2002	<i>Hannes EGLI: <u>Are Cross-Country Studies of the Environmental Kuznets Curve Misleading? New Evidence from Time Series Data for Germany</u></i>
ETA	26.2002	<i>Adam B. JAFFE, Richard G. NEWELL and Robert N. STAVINS: <u>Environmental Policy and Technological Change</u></i>
SUST	27.2002	<i>Joseph C. COOPER and Giovanni SIGNORELLO: <u>Farmer Premiums for the Voluntary Adoption of Conservation Plans</u></i>
SUST	28.2002	<i><u>The ANSEA Network: Towards An Analytical Strategic Environmental Assessment</u></i>
KNOW	29.2002	<i>Paolo SURICO: <u>Geographic Concentration and Increasing Returns: a Survey of Evidence</u></i>
ETA	30.2002	<i>Robert N. STAVINS: <u>Lessons from the American Experiment with Market-Based Environmental Policies</u></i>

NRM	31.2002	<i>Carlo GIUPPONI and Paolo ROSATO</i> : <u>Multi-Criteria Analysis and Decision-Support for Water Management at the Catchment Scale: An Application to Diffuse Pollution Control in the Venice Lagoon</u>
NRM	32.2002	<i>Robert N. STAVINS</i> : <u>National Environmental Policy During the Clinton Years</u>
KNOW	33.2002	<i>A. SOUBEYRAN and H. STAHN</i> : <u>Do Investments in Specialized Knowledge Lead to Composite Good Industries?</u>
KNOW	34.2002	<i>G. BRUNELLO, M.L. PARISI and Daniela SONEDDA</i> : <u>Labor Taxes, Wage Setting and the Relative Wage Effect</u>
CLIM	35.2002	<i>C. BOEMARE and P. QUIRION</i> (lv): <u>Implementing Greenhouse Gas Trading in Europe: Lessons from Economic Theory and International Experiences</u>
CLIM	36.2002	<i>T. TIETENBERG</i> (lv): <u>The Tradable Permits Approach to Protecting the Commons: What Have We Learned?</u>
CLIM	37.2002	<i>K. REHDANZ and R.J.S. TOL</i> (lv): <u>On National and International Trade in Greenhouse Gas Emission Permits</u>
CLIM	38.2002	<i>C. FISCHER</i> (lv): <u>Multinational Taxation and International Emissions Trading</u>
SUST	39.2002	<i>G. SIGNORELLO and G. PAPPALARDO</i> : <u>Farm Animal Biodiversity Conservation Activities in Europe under the Framework of Agenda 2000</u>
NRM	40.2002	<i>S.M. CAVANAGH, W. M. HANEMANN and R. N. STAVINS</i> : <u>Muffled Price Signals: Household Water Demand under Increasing-Block Prices</u>
NRM	41.2002	<i>A. J. PLANTINGA, R. N. LUBOWSKI and R. N. STAVINS</i> : <u>The Effects of Potential Land Development on Agricultural Land Prices</u>
CLIM	42.2002	<i>C. OHL</i> (lvi): <u>Inducing Environmental Co-operation by the Design of Emission Permits</u>
CLIM	43.2002	<i>J. EYCKMANS, D. VAN REGEMORTER and V. VAN STEENBERGHE</i> (lvi): <u>Is Kyoto Fatally Flawed? An Analysis with MacGEM</u>
CLIM	44.2002	<i>A. ANTOCI and S. BORGHESI</i> (lvi): <u>Working Too Much in a Polluted World: A North-South Evolutionary Model</u>
ETA	45.2002	<i>P. G. FREDRIKSSON, Johan A. LIST and Daniel MILLIMET</i> (lvi): <u>Chasing the Smokestack: Strategic Policymaking with Multiple Instruments</u>
ETA	46.2002	<i>Z. YU</i> (lvi): <u>A Theory of Strategic Vertical DFI and the Missing Pollution-Haven Effect</u>
SUST	47.2002	<i>Y. H. FARZIN</i> : <u>Can an Exhaustible Resource Economy Be Sustainable?</u>
SUST	48.2002	<i>Y. H. FARZIN</i> : <u>Sustainability and Hamiltonian Value</u>
KNOW	49.2002	<i>C. PIGA and M. VIVARELLI</i> : <u>Cooperation in R&D and Sample Selection</u>
Coalition Theory Network Coalition Theory Network	50.2002	<i>M. SERTEL and A. SLINKO</i> (liv): <u>Ranking Committees, Words or Multisets</u>
ETA	51.2002	<i>Sergio CURRARINI</i> (liv): <u>Stable Organizations with Externalities</u>
ETA	52.2002	<i>Robert N. STAVINS</i> : <u>Experience with Market-Based Policy Instruments</u>
ETA	53.2002	<i>C.C. JAEGER, M. LEIMBACH, C. CARRARO, K. HASSELMANN, J.C. HOURCADE, A. KEELER and R. KLEIN</i> (liii): <u>Integrated Assessment Modeling: Modules for Cooperation</u>
CLIM	54.2002	<i>Scott BARRETT</i> (liii): <u>Towards a Better Climate Treaty</u>
ETA	55.2002	<i>Richard G. NEWELL and Robert N. STAVINS</i> : <u>Cost Heterogeneity and the Potential Savings from Market-Based Policies</u>
SUST	56.2002	<i>Paolo ROSATO and Edi DEFRANCESCO</i> : <u>Individual Travel Cost Method and Flow Fixed Costs</u>
SUST	57.2002	<i>Vladimir KOTOV and Elena NIKITINA</i> (lvii): <u>Reorganisation of Environmental Policy in Russia: The Decade of Success and Failures in Implementation of Perspective Quests</u>
SUST	58.2002	<i>Vladimir KOTOV</i> (lvii): <u>Policy in Transition: New Framework for Russia's Climate Policy</u>
SUST	59.2002	<i>Fanny MISSFELDT and Arturo VILLAVICENCO</i> (lvii): <u>How Can Economies in Transition Pursue Emissions Trading or Joint Implementation?</u>
VOL	60.2002	<i>Giovanni DI BARTOLOMEO, Jacob ENGWERDA, Joseph PLASMANS and Bas VAN AARLE</i> : <u>Staying Together or Breaking Apart: Policy-Makers' Endogenous Coalitions Formation in the European Economic and Monetary Union</u>
ETA	61.2002	<i>Robert N. STAVINS, Alexander F. WAGNER and Gernot WAGNER</i> : <u>Interpreting Sustainability in Economic Terms: Dynamic Efficiency Plus Intergenerational Equity</u>
PRIV	62.2002	<i>Carlo CAPUANO</i> : <u>Demand Growth, Entry and Collusion Sustainability</u>
PRIV	63.2002	<i>Federico MUNARI and Raffaele ORIANI</i> : <u>Privatization and R&D Performance: An Empirical Analysis Based on Tobin's Q</u>
PRIV	64.2002	<i>Federico MUNARI and Maurizio SOBRERO</i> : <u>The Effects of Privatization on R&D Investments and Patent Productivity</u>
SUST	65.2002	<i>Orley ASHENFELTER and Michael GREENSTONE</i> : <u>Using Mandated Speed Limits to Measure the Value of a Statistical Life</u>
ETA	66.2002	<i>Paolo SURICO</i> : <u>US Monetary Policy Rules: the Case for Asymmetric Preferences</u>
PRIV	67.2002	<i>Rinaldo BRAU and Massimo FLORIO</i> : <u>Privatisations as Price Reforms: Evaluating Consumers' Welfare Changes in the U.K.</u>
CLIM	68.2002	<i>Barbara K. BUCHNER and Roberto ROSON</i> : <u>Conflicting Perspectives in Trade and Environmental Negotiations</u>
CLIM	69.2002	<i>Philippe QUIRION</i> : <u>Complying with the Kyoto Protocol under Uncertainty: Taxes or Tradable Permits?</u>
SUST	70.2002	<i>Anna ALBERINI, Patrizia RIGANTI and Alberto LONGO</i> : <u>Can People Value the Aesthetic and Use Services of Urban Sites? Evidence from a Survey of Belfast Residents</u>
SUST	71.2002	<i>Marco PERCOCO</i> : <u>Discounting Environmental Effects in Project Appraisal</u>

NRM	72.2002	<i>Philippe BONTEMS and Pascal FAVARD: <u>Input Use and Capacity Constraint under Uncertainty: The Case of Irrigation</u></i>
PRIV	73.2002	<i>Mohammed OMRAN: <u>The Performance of State-Owned Enterprises and Newly Privatized Firms: Empirical Evidence from Egypt</u></i>
PRIV	74.2002	<i>Mike BURKART, Fausto PANUNZI and Andrei SHLEIFER: <u>Family Firms</u></i>
PRIV	75.2002	<i>Emmanuelle AURIOL, Pierre M. PICARD: <u>Privatizations in Developing Countries and the Government Budget Constraint</u></i>
PRIV	76.2002	<i>Nichole M. CASTATER: <u>Privatization as a Means to Societal Transformation: An Empirical Study of Privatization in Central and Eastern Europe and the Former Soviet Union</u></i>
PRIV	77.2002	<i>Christoph LÜLSFESMANN: <u>Benevolent Government, Managerial Incentives, and the Virtues of Privatization</u></i>
PRIV	78.2002	<i>Kate BISHOP, Igor FILATOTCHEV and Tomasz MICKIEWICZ: <u>Endogenous Ownership Structure: Factors Affecting the Post-Privatisation Equity in Largest Hungarian Firms</u></i>
PRIV	79.2002	<i>Theodora WELCH and Rick MOLZ: <u>How Does Trade Sale Privatization Work? Evidence from the Fixed-Line Telecommunications Sector in Developing Economies</u></i>
PRIV	80.2002	<i>Alberto R. PETRUCCI: <u>Government Debt, Agent Heterogeneity and Wealth Displacement in a Small Open Economy</u></i>
CLIM	81.2002	<i>Timothy SWANSON and Robin MASON (Ivi): <u>The Impact of International Environmental Agreements: The Case of the Montreal Protocol</u></i>
PRIV	82.2002	<i>George R.G. CLARKE and Lixin Colin XU: <u>Privatization, Competition and Corruption: How Characteristics of Bribe Takers and Payers Affect Bribe Payments to Utilities</u></i>
PRIV	83.2002	<i>Massimo FLORIO and Katuscia MANZONI: <u>The Abnormal Returns of UK Privatisations: From Underpricing to Outperformance</u></i>
NRM	84.2002	<i>Nelson LOURENÇO, Carlos RUSSO MACHADO, Maria do ROSÁRIO JORGE and Luis RODRIGUES: <u>An Integrated Approach to Understand Territory Dynamics. The Coastal Alentejo (Portugal)</u></i>
CLIM	85.2002	<i>Peter ZAPFEL and Matti VAINIO (Iv): <u>Pathways to European Greenhouse Gas Emissions Trading History and Misconceptions</u></i>
CLIM	86.2002	<i>Pierre COURTOIS: <u>Influence Processes in Climate Change Negotiations: Modelling the Rounds</u></i>
ETA	87.2002	<i>Vito FRAGNELLI and Maria Erminia MARINA (Iviii): <u>Environmental Pollution Risk and Insurance</u></i>
ETA	88.2002	<i>Laurent FRANCKX (Iviii): <u>Environmental Enforcement with Endogenous Ambient Monitoring</u></i>
ETA	89.2002	<i>Tim GOESCHL and Timothy M. SWANSON (Iviii): <u>Lost Horizons. The noncooperative management of an evolutionary biological system.</u></i>
ETA	90.2002	<i>Hans KEIDING (Iviii): <u>Environmental Effects of Consumption: An Approach Using DEA and Cost Sharing</u></i>
ETA	91.2002	<i>Wietze LISE (Iviii): <u>A Game Model of People's Participation in Forest Management in Northern India</u></i>
CLIM	92.2002	<i>Jens HORBACH: <u>Structural Change and Environmental Kuznets Curves</u></i>
ETA	93.2002	<i>Martin P. GROSSKOPF: <u>Towards a More Appropriate Method for Determining the Optimal Scale of Production Units</u></i>
VOL	94.2002	<i>Scott BARRETT and Robert STAVINS: <u>Increasing Participation and Compliance in International Climate Change Agreements</u></i>
CLIM	95.2002	<i>Banu BAYRAMOGLU LISE and Wietze LISE: <u>Climate Change, Environmental NGOs and Public Awareness in the Netherlands: Perceptions and Reality</u></i>
CLIM	96.2002	<i>Matthieu GLACHANT: <u>The Political Economy of Emission Tax Design in Environmental Policy</u></i>
KNOW	97.2002	<i>Kenn ARIGA and Giorgio BRUNELLO: <u>Are the More Educated Receiving More Training? Evidence from Thailand</u></i>
ETA	98.2002	<i>Gianfranco FORTE and Matteo MANERA: <u>Forecasting Volatility in European Stock Markets with Non-linear GARCH Models</u></i>
ETA	99.2002	<i>Geoffrey HEAL: <u>Bundling Biodiversity</u></i>
ETA	100.2002	<i>Geoffrey HEAL, Brian WALKER, Simon LEVIN, Kenneth ARROW, Partha DASGUPTA, Gretchen DAILY, Paul EHRlich, Karl-Goran MALER, Nils KAUTSKY, Jane LUBCHENCO, Steve SCHNEIDER and David STARRETT: <u>Genetic Diversity and Interdependent Crop Choices in Agriculture</u></i>
ETA	101.2002	<i>Geoffrey HEAL: <u>Biodiversity and Globalization</u></i>
VOL	102.2002	<i>Andreas LANGE: <u>Heterogeneous International Agreements – If per capita emission levels matter</u></i>
ETA	103.2002	<i>Pierre-André JOUVET and Walid OUESLATI: <u>Tax Reform and Public Spending Trade-offs in an Endogenous Growth Model with Environmental Externality</u></i>
ETA	104.2002	<i>Anna BOTTASSO and Alessandro SEMBENELLI: <u>Does Ownership Affect Firms' Efficiency? Panel Data Evidence on Italy</u></i>
PRIV	105.2002	<i>Bernardo BORTOLOTTI, Frank DE JONG, Giovanna NICODANO and Ibolya SCHINDELE: <u>Privatization and Stock Market Liquidity</u></i>
ETA	106.2002	<i>Haruo IMAI and Mayumi HORIE (Iviii): <u>Pre-Negotiation for an International Emission Reduction Game</u></i>
PRIV	107.2002	<i>Sudeshna GHOSH BANERJEE and Michael C. MUNGER: <u>Move to Markets? An Empirical Analysis of Privatisation in Developing Countries</u></i>
PRIV	108.2002	<i>Guillaume GIRMENS and Michel GUILLARD: <u>Privatization and Investment: Crowding-Out Effect vs Financial Diversification</u></i>
PRIV	109.2002	<i>Alberto CHONG and Florencio LÓPEZ-DE-SILANES: <u>Privatization and Labor Force Restructuring Around the World</u></i>
PRIV	110.2002	<i>Nandini GUPTA: <u>Partial Privatization and Firm Performance</u></i>
PRIV	111.2002	<i>François DEGEORGE, Dirk JENTER, Alberto MOEL and Peter TUFANO: <u>Selling Company Shares to Reluctant Employees: France Telecom's Experience</u></i>

PRIV	112.2002	<i>Isaac OTCHERE</i> : <u>Intra-Industry Effects of Privatization Announcements: Evidence from Developed and Developing Countries</u>
PRIV	113.2002	<i>Yannis KATSOULAKOS and Elissavet LIKOYANNI</i> : <u>Fiscal and Other Macroeconomic Effects of Privatization</u>
PRIV	114.2002	<i>Guillaume GIRMENS</i> : <u>Privatization, International Asset Trade and Financial Markets</u>
PRIV	115.2002	<i>D. Teja FLOTHO</i> : <u>A Note on Consumption Correlations and European Financial Integration</u>
PRIV	116.2002	<i>Ibolya SCHINDELE and Enrico C. PEROTTI</i> : <u>Pricing Initial Public Offerings in Premature Capital Markets: The Case of Hungary</u>
PRIV	1.2003	<i>Gabriella CHIESA and Giovanna NICODANO</i> : <u>Privatization and Financial Market Development: Theoretical Issues</u>
PRIV	2.2003	<i>Ibolya SCHINDELE</i> : <u>Theory of Privatization in Eastern Europe: Literature Review</u>
PRIV	3.2003	<i>Wietze LISE, Claudia KEMFERT and Richard S.J. TOL</i> : <u>Strategic Action in the Liberalised German Electricity Market</u>
CLIM	4.2003	<i>Laura MARSILIANI and Thomas I. RENSTRÖM</i> : <u>Environmental Policy and Capital Movements: The Role of Government Commitment</u>
KNOW	5.2003	<i>Reyer GERLAGH</i> : <u>Induced Technological Change under Technological Competition</u>
ETA	6.2003	<i>Efrem CASTELNUOVO</i> : <u>Squeezing the Interest Rate Smoothing Weight with a Hybrid Expectations Model</u>
SIEV	7.2003	<i>Anna ALBERINI, Alberto LONGO, Stefania TONIN, Francesco TROMBETTA and Margherita TURVANI</i> : <u>The Role of Liability, Regulation and Economic Incentives in Brownfield Remediation and Redevelopment: Evidence from Surveys of Developers</u>
NRM	8.2003	<i>Elissaios POPYRAKIS and Reyer GERLAGH</i> : <u>Natural Resources: A Blessing or a Curse?</u>
CLIM	9.2003	<i>A. CAPARRÓS, J.-C. PEREAU and T. TAZDAÏT</i> : <u>North-South Climate Change Negotiations: a Sequential Game with Asymmetric Information</u>
KNOW	10.2003	<i>Giorgio BRUNELLO and Daniele CHECCHI</i> : <u>School Quality and Family Background in Italy</u>
CLIM	11.2003	<i>Efrem CASTELNUOVO and Marzio GALEOTTI</i> : <u>Learning By Doing vs Learning By Researching in a Model of Climate Change Policy Analysis</u>
KNOW	12.2003	<i>Carole MAIGNAN, Gianmarco OTTAVIANO and Dino PINELLI (eds.)</i> : <u>Economic Growth, Innovation, Cultural Diversity: What are we all talking about? A critical survey of the state-of-the-art</u>
KNOW	13.2003	<i>Carole MAIGNAN, Gianmarco OTTAVIANO, Dino PINELLI and Francesco RULLANI (lix)</i> : <u>Bio-Ecological Diversity vs. Socio-Economic Diversity. A Comparison of Existing Measures</u>
KNOW	14.2003	<i>Maddy JAASSENS and Chris STEYAERT (lix)</i> : <u>Theories of Diversity within Organisation Studies: Debates and Future Trajectories</u>
KNOW	15.2003	<i>Tuzin BAYCAN LEVENT, Enno MASUREL and Peter NIJKAMP (lix)</i> : <u>Diversity in Entrepreneurship: Ethnic and Female Roles in Urban Economic Life</u>
KNOW	16.2003	<i>Alexandra BITUSIKOVA (lix)</i> : <u>Post-Communist City on its Way from Grey to Colourful: The Case Study from Slovakia</u>
KNOW	17.2003	<i>Billy E. VAUGHN and Katarina MLEKOV (lix)</i> : <u>A Stage Model of Developing an Inclusive Community</u>
KNOW	18.2003	<i>Selma van LONDEN and Arie de RUIJTER (lix)</i> : <u>Managing Diversity in a Globalizing World</u>
Coalition Theory Network	19.2003	<i>Sergio CURRARINI</i> : <u>On the Stability of Hierarchies in Games with Externalities</u>
PRIV	20.2003	<i>Giacomo CALZOLARI and Alessandro PAVAN (lx)</i> : <u>Monopoly with Resale</u>
PRIV	21.2003	<i>Claudio MEZZETTI (lx)</i> : <u>Auction Design with Interdependent Valuations: The Generalized Revelation Principle, Efficiency, Full Surplus Extraction and Information Acquisition</u>
PRIV	22.2003	<i>Marco LiCalzi and Alessandro PAVAN (lx)</i> : <u>Tilting the Supply Schedule to Enhance Competition in Uniform-Price Auctions</u>
PRIV	23.2003	<i>David ETTINGER (lx)</i> : <u>Bidding among Friends and Enemies</u>
PRIV	24.2003	<i>Hannu VARTAINEN (lx)</i> : <u>Auction Design without Commitment</u>
PRIV	25.2003	<i>Matti KELOHARJU, Kjell G. NYBORG and Kristian RYDQVIST (lx)</i> : <u>Strategic Behavior and Underpricing in Uniform Price Auctions: Evidence from Finnish Treasury Auctions</u>
PRIV	26.2003	<i>Christine A. PARLOUR and Uday RAJAN (lx)</i> : <u>Rationing in IPOs</u>
PRIV	27.2003	<i>Kjell G. NYBORG and Ilya A. STREBULAEV (lx)</i> : <u>Multiple Unit Auctions and Short Squeezes</u>
PRIV	28.2003	<i>Anders LUNANDER and Jan-Eric NILSSON (lx)</i> : <u>Taking the Lab to the Field: Experimental Tests of Alternative Mechanisms to Procure Multiple Contracts</u>
PRIV	29.2003	<i>TangaMcDANIEL and Karsten NEUHOFF (lx)</i> : <u>Use of Long-term Auctions for Network Investment</u>
PRIV	30.2003	<i>Emiel MAASLAND and Sander ONDERSTAL (lx)</i> : <u>Auctions with Financial Externalities</u>
ETA	31.2003	<i>Michael FINUS and Bianca RUNDSHAGEN</i> : <u>A Non-cooperative Foundation of Core-Stability in Positive Externality NTU-Coalition Games</u>
KNOW	32.2003	<i>Michele MORETTO</i> : <u>Competition and Irreversible Investments under Uncertainty</u>
PRIV	33.2003	<i>Philippe QUIRION</i> : <u>Relative Quotas: Correct Answer to Uncertainty or Case of Regulatory Capture?</u>
KNOW	34.2003	<i>Giuseppe MEDA, Claudio PIGA and Donald SIEGEL</i> : <u>On the Relationship between R&D and Productivity: A Treatment Effect Analysis</u>
ETA	35.2003	<i>Alessandra DEL BOCA, Marzio GALEOTTI and Paola ROTA</i> : <u>Non-convexities in the Adjustment of Different Capital Inputs: A Firm-level Investigation</u>

GG	36.2003	<i>Matthieu GLACHANT</i> : <u>Voluntary Agreements under Endogenous Legislative Threats</u>
PRIV	37.2003	<i>Narjess BOUBAKRI, Jean-Claude COSSET and Omrane GUEDHAM</i> : <u>Postprivatization Corporate Governance: the Role of Ownership Structure and Investor Protection</u>
CLIM	38.2003	<i>Rolf GOLOMBEK and Michael HOEL</i> : <u>Climate Policy under Technology Spillovers</u>
KNOW	39.2003	<i>Slim BEN YOUSSEF</i> : <u>Transboundary Pollution, R&D Spillovers and International Trade</u>
CTN	40.2003	<i>Carlo CARRARO and Carmen MARCHIORI</i> : <u>Endogenous Strategic Issue Linkage in International Negotiations</u>
KNOW	41.2003	<i>Sonia OREFFICE</i> : <u>Abortion and Female Power in the Household: Evidence from Labor Supply</u>
KNOW	42.2003	<i>Timo GOESCHL and Timothy SWANSON</i> : <u>On Biology and Technology: The Economics of Managing Biotechnologies</u>
ETA	43.2003	<i>Giorgio Busetti and Matteo MANERA</i> : <u>STAR-GARCH Models for Stock Market Interactions in the Pacific Basin Region, Japan and US</u>
CLIM	44.2003	<i>Katrin MILLOCK and Céline NAUGES</i> : <u>The French Tax on Air Pollution: Some Preliminary Results on its Effectiveness</u>
PRIV	45.2003	<i>Bernardo BORTOLOTTI and Paolo PINOTTI</i> : <u>The Political Economy of Privatization</u>
SIEV	46.2003	<i>Elbert DIJKGRAAF and Herman R.J. VOLLEBERGH</i> : <u>Burn or Bury? A Social Cost Comparison of Final Waste Disposal Methods</u>
ETA	47.2003	<i>Jens HORBACH</i> : <u>Employment and Innovations in the Environmental Sector: Determinants and Econometrical Results for Germany</u>
CLIM	48.2003	<i>Lori SNYDER, Nolan MILLER and Robert STAVINS</i> : <u>The Effects of Environmental Regulation on Technology Diffusion: The Case of Chlorine Manufacturing</u>
CLIM	49.2003	<i>Lori SNYDER, Robert STAVINS and Alexander F. WAGNER</i> : <u>Private Options to Use Public Goods. Exploiting Revealed Preferences to Estimate Environmental Benefits</u>
CTN	50.2003	<i>László Á. KÓCZY and Luc LAUWERS (Ixi)</i> : <u>The Minimal Dominant Set is a Non-Empty Core-Extension</u>
CTN	51.2003	<i>Matthew O. JACKSON (Ixi)</i> : <u>Allocation Rules for Network Games</u>
CTN	52.2003	<i>Ana MAULEON and Vincent VANNEBELBOSCH (Ixi)</i> : <u>Farsightedness and Cautiousness in Coalition Formation</u>
CTN	53.2003	<i>Fernando VEGA-REDONDO (Ixi)</i> : <u>Building Up Social Capital in a Changing World: a network approach</u>
CTN	54.2003	<i>Matthew HAAG and Roger LAGUNOFF (Ixi)</i> : <u>On the Size and Structure of Group Cooperation</u>
CTN	55.2003	<i>Taiji FURUSAWA and Hideo KONISHI (Ixi)</i> : <u>Free Trade Networks</u>
CTN	56.2003	<i>Halis Murat YILDIZ (Ixi)</i> : <u>National Versus International Mergers and Trade Liberalization</u>
CTN	57.2003	<i>Santiago RUBIO and Alistair ULPH (Ixi)</i> : <u>An Infinite-Horizon Model of Dynamic Membership of International Environmental Agreements</u>
KNOW	58.2003	<i>Carole MAIGNAN, Dino PINELLI and Gianmarco I.P. OTTAVIANO</i> : <u>ICT, Clusters and Regional Cohesion: A Summary of Theoretical and Empirical Research</u>
KNOW	59.2003	<i>Giorgio BELLETTINI and Gianmarco I.P. OTTAVIANO</i> : <u>Special Interests and Technological Change</u>
ETA	60.2003	<i>Ronnie SCHÖB</i> : <u>The Double Dividend Hypothesis of Environmental Taxes: A Survey</u>
CLIM	61.2003	<i>Michael FINUS, Ekko van Ierland and Robert DELLINK</i> : <u>Stability of Climate Coalitions in a Cartel Formation Game</u>
GG	62.2003	<i>Michael FINUS and Bianca RUNDSHAGEN</i> : <u>How the Rules of Coalition Formation Affect Stability of International Environmental Agreements</u>
SIEV	63.2003	<i>Alberto PETRUCCI</i> : <u>Taxing Land Rent in an Open Economy</u>
CLIM	64.2003	<i>Joseph E. ALDY, Scott BARRETT and Robert N. STAVINS</i> : <u>Thirteen Plus One: A Comparison of Global Climate Policy Architectures</u>
SIEV	65.2003	<i>Edi DEFRANCESCO</i> : <u>The Beginning of Organic Fish Farming in Italy</u>
SIEV	66.2003	<i>Klaus CONRAD</i> : <u>Price Competition and Product Differentiation when Consumers Care for the Environment</u>
SIEV	67.2003	<i>Paulo A.L.D. NUNES, Luca ROSSETTO, Arianne DE BLAEIJ</i> : <u>Monetary Value Assessment of Clam Fishing Management Practices in the Venice Lagoon: Results from a Stated Choice Exercise</u>
CLIM	68.2003	<i>ZhongXiang ZHANG</i> : <u>Open Trade with the U.S. Without Compromising Canada's Ability to Comply with its Kyoto Target</u>
KNOW	69.2003	<i>David FRANTZ (Iix)</i> : <u>Lorenzo Market between Diversity and Mutation</u>
KNOW	70.2003	<i>Ercole SORI (Iix)</i> : <u>Mapping Diversity in Social History</u>
KNOW	71.2003	<i>Ljiljana DERU SIMIC (Iixii)</i> : <u>What is Specific about Art/Cultural Projects?</u>
KNOW	72.2003	<i>Natalya V. TARANOVA (Iixii)</i> : <u>The Role of the City in Fostering Intergroup Communication in a Multicultural Environment: Saint-Petersburg's Case</u>
KNOW	73.2003	<i>Kristine CRANE (Iixii)</i> : <u>The City as an Arena for the Expression of Multiple Identities in the Age of Globalisation and Migration</u>
KNOW	74.2003	<i>Kazuma MATOBA (Iixii)</i> : <u>Glocal Dialogue- Transformation through Transcultural Communication</u>
KNOW	75.2003	<i>Catarina REIS OLIVEIRA (Iixii)</i> : <u>Immigrants' Entrepreneurial Opportunities: The Case of the Chinese in Portugal</u>
KNOW	76.2003	<i>Sandra WALLMAN (Iixii)</i> : <u>The Diversity of Diversity - towards a typology of urban systems</u>

KNOW	77.2003	<i>Richard PEARCE</i> (Ixii): <u>A Biologist's View of Individual Cultural Identity for the Study of Cities</u>
KNOW	78.2003	<i>Vincent MERK</i> (Ixii): <u>Communication Across Cultures: from Cultural Awareness to Reconciliation of the Dilemmas</u>
KNOW	79.2003	<i>Giorgio BELLETTINI, Carlotta BERTI CERONI and Gianmarco I.P.OTTAVIANO</i> : <u>Child Labor and Resistance to Change</u>
ETA	80.2003	<i>Michele MORETTO, Paolo M. PANTEGHINI and Carlo SCARPA</i> : <u>Investment Size and Firm's Value under Profit Sharing Regulation</u>
IEM	81.2003	<i>Alessandro LANZA, Matteo MANERA and Massimo GIOVANNINI</i> : <u>Oil and Product Dynamics in International Petroleum Markets</u>
CLIM	82.2003	<i>Y. Hossein FARZIN and Jinhua ZHAO</i> : <u>Pollution Abatement Investment When Firms Lobby Against Environmental Regulation</u>
CLIM	83.2003	<i>Giuseppe DI VITA</i> : <u>Is the Discount Rate Relevant in Explaining the Environmental Kuznets Curve?</u>
CLIM	84.2003	<i>Reyer GERLAGH and Wietze LISE</i> : <u>Induced Technological Change Under Carbon Taxes</u>
NRM	85.2003	<i>Rinaldo BRAU, Alessandro LANZA and Francesco PIGLIARU</i> : <u>How Fast are the Tourism Countries Growing? The cross-country evidence</u>

(I) This paper was presented at the Workshop "Growth, Environmental Policies and Sustainability" organised by the Fondazione Eni Enrico Mattei, Venice, June 1, 2001

(li) This paper was presented at the Fourth Toulouse Conference on Environment and Resource Economics on "Property Rights, Institutions and Management of Environmental and Natural Resources", organised by Fondazione Eni Enrico Mattei, IDEI and INRA and sponsored by MATE, Toulouse, May 3-4, 2001

(lii) This paper was presented at the International Conference on "Economic Valuation of Environmental Goods", organised by Fondazione Eni Enrico Mattei in cooperation with CORILA, Venice, May 11, 2001

(liii) This paper was circulated at the International Conference on "Climate Policy – Do We Need a New Approach?", jointly organised by Fondazione Eni Enrico Mattei, Stanford University and Venice International University, Isola di San Servolo, Venice, September 6-8, 2001

(liv) This paper was presented at the Seventh Meeting of the Coalition Theory Network organised by the Fondazione Eni Enrico Mattei and the CORE, Université Catholique de Louvain, Venice, Italy, January 11-12, 2002

(lv) This paper was presented at the First Workshop of the Concerted Action on Tradable Emission Permits (CATEP) organised by the Fondazione Eni Enrico Mattei, Venice, Italy, December 3-4, 2001

(lvi) This paper was presented at the ESF EURESCO Conference on Environmental Policy in a Global Economy "The International Dimension of Environmental Policy", organised with the collaboration of the Fondazione Eni Enrico Mattei, Acquafredda di Maratea, October 6-11, 2001

(lvii) This paper was presented at the First Workshop of "CFEWE – Carbon Flows between Eastern and Western Europe", organised by the Fondazione Eni Enrico Mattei and Zentrum für Europäische Integrationsforschung (ZEI), Milan, July 5-6, 2001

(lviii) This paper was presented at the Workshop on "Game Practice and the Environment", jointly organised by Università del Piemonte Orientale and Fondazione Eni Enrico Mattei, Alessandria, April 12-13, 2002

(lix) This paper was presented at the ENGIME Workshop on "Mapping Diversity", Leuven, May 16-17, 2002

(lx) This paper was presented at the EuroConference on "Auctions and Market Design: Theory, Evidence and Applications", organised by the Fondazione Eni Enrico Mattei, Milan, September 26-28, 2002

(lxi) This paper was presented at the Eighth Meeting of the Coalition Theory Network organised by the GREQAM, Aix-en-Provence, France, January 24-25, 2003

(lxii) This paper was presented at the ENGIME Workshop on "Communication across Cultures in Multicultural Cities", The Hague, November 7-8, 2002

2002 SERIES

CLIM	<i>Climate Change Modelling and Policy</i> (Editor: Marzio Galeotti)
VOL	<i>Voluntary and International Agreements</i> (Editor: Carlo Carraro)
SUST	<i>Sustainability Indicators and Environmental Valuation</i> (Editor: Carlo Carraro)
NRM	<i>Natural Resources Management</i> (Editor: Carlo Giupponi)
KNOW	<i>Knowledge, Technology, Human Capital</i> (Editor: Dino Pinelli)
MGMT	<i>Corporate Sustainable Management</i> (Editor: Andrea Marsanich)
PRIV	<i>Privatisation, Regulation, Antitrust</i> (Editor: Bernardo Bortolotti)
ETA	<i>Economic Theory and Applications</i> (Editor: Carlo Carraro)

2003 SERIES

CLIM	<i>Climate Change Modelling and Policy</i> (Editor: Marzio Galeotti)
GG	<i>Global Governance</i> (Editor: Carlo Carraro)
SIEV	<i>Sustainability Indicators and Environmental Valuation</i> (Editor: Anna Alberini)
NRM	<i>Natural Resources Management</i> (Editor: Carlo Giupponi)
KNOW	<i>Knowledge, Technology, Human Capital</i> (Editor: Gianmarco Ottaviano)
IEM	<i>International Energy Markets</i> (Editor: Anil Markandya)
CSR	<i>Corporate Social Responsibility and Management</i> (Editor: Sabina Ratti)
PRIV	<i>Privatisation, Regulation, Antitrust</i> (Editor: Bernardo Bortolotti)
ETA	<i>Economic Theory and Applications</i> (Editor: Carlo Carraro)
CTN	<i>Coalition Theory Network</i>