

Gerlagh, Reyer; Lise, Wietze

Working Paper

Induced Technological Change Under Carbon Taxes

Nota di Lavoro, No. 84.2003

Provided in Cooperation with:

Fondazione Eni Enrico Mattei (FEEM)

Suggested Citation: Gerlagh, Reyer; Lise, Wietze (2003) : Induced Technological Change Under Carbon Taxes, Nota di Lavoro, No. 84.2003, Fondazione Eni Enrico Mattei (FEEM), Milano

This Version is available at:

<https://hdl.handle.net/10419/118109>

Standard-Nutzungsbedingungen:

Die Dokumente auf EconStor dürfen zu eigenen wissenschaftlichen Zwecken und zum Privatgebrauch gespeichert und kopiert werden.

Sie dürfen die Dokumente nicht für öffentliche oder kommerzielle Zwecke vervielfältigen, öffentlich ausstellen, öffentlich zugänglich machen, vertreiben oder anderweitig nutzen.

Sofern die Verfasser die Dokumente unter Open-Content-Lizenzen (insbesondere CC-Lizenzen) zur Verfügung gestellt haben sollten, gelten abweichend von diesen Nutzungsbedingungen die in der dort genannten Lizenz gewährten Nutzungsrechte.

Terms of use:

Documents in EconStor may be saved and copied for your personal and scholarly purposes.

You are not to copy documents for public or commercial purposes, to exhibit the documents publicly, to make them publicly available on the internet, or to distribute or otherwise use the documents in public.

If the documents have been made available under an Open Content Licence (especially Creative Commons Licences), you may exercise further usage rights as specified in the indicated licence.

Induced Technological Change Under Carbon Taxes

Reyer Gerlagh and Wietze Lise

NOTA DI LAVORO 84.2003

SEPTEMBER 2003

CLIM – Climate Change Modelling and Policy

Reyer Gerlagh and Wietze Lise, *Institute for Environmental Studies,
Faculty of Earth and Life Sciences, Vrije Universiteit, Amsterdam, the Netherlands*

This paper can be downloaded without charge at:

The Fondazione Eni Enrico Mattei Note di Lavoro Series Index:
http://www.feem.it/web/activ/_wp.html

Social Science Research Network Electronic Paper Collection:
http://papers.ssrn.com/abstract_id=XXXXXX

The opinions expressed in this paper do not necessarily reflect the position of
Fondazione Eni Enrico Mattei

Induced Technological Change Under Carbon Taxes

Summary

We develop an economic partial equilibrium model for energy supply and demand with capital and labor as production factors, and endogenous technological change through learning by research and learning by doing. Our model reproduces the learning curve typical for (bottom-up) energy system models. The model also produces an endogenous S-curved transition from fossil fuel energy sources to carbon-free energy sources over the coming two centuries. We use the model to study changes in fossil fuel and carbon-free energy use and carbon dioxide emissions induced by carbon taxes. It is shown that induced technological change accelerates the substitution of carbon-free energy for fossil fuels substantially, and can increase by factor 5 the cumulative emission reductions achieved through a carbon tax over the period 2000-2100.

Keywords: Induced technological change, Environmental taxes, Partial equilibrium, Learning by doing

JEL: H23, O31, O41, Q42, Q43

The research has been funded by the Dutch National Science Foundation (NWO) under contract nr. 016.005.040, and by the EU under contract number ENG2-CT2001-00538. The authors thank the participants of the workshop on Sustainable Technologies for the 21st Century, Delmenhorst, Germany, December 12-14, 2002, and the participants of the annual meeting of the International Energy Workshop, Laxenbourg, Austria, 24-26 June, 2003, for their comments.

Address for correspondence:

Reyer Gerlagh
Institute for Environmental Studies
Faculty of Earth and Life Sciences
Vrije Universiteit
De Boelelaan 1087
1081 HV Amsterdam
The Netherlands
Phone: +31-20-4449555
Fax: +31-20-4449553
E-mail: reyer.gerlagh@ivm.vu.nl

Induced technological change under carbon taxes

1. Introduction

Environmental taxes and regulation reduce pollution by shifting behavior away from polluting activities, but they also encourage the development of new technologies that make pollution control less costly in the long run (Newel *et al.* 1999; Popp 2002). Understanding of the response of technology to economic incentives – dubbed induced innovation or induced technological change (ITC) – will prove crucial for designing appropriate environmental policies (Jaffe *et al.* 2002). In the literature, the subject of ITC has been studied mostly in the context of one representative aggregate production technology (e.g. Verdier 1995, Beltratti 1997, Newell *et al.* 1999, Goulder and Matthai 2000, Nordhaus 2002). In that context, technology is treated as a production factor, and ITC stands for a substitution of the factor technology for other production factors. This paper extends the literature as it addresses ITC in the context of two competing technologies (energy sources).

Induced technological change is receiving considerable attention in the climate change related literature where the potential contribution of ITC to policies aiming at greenhouse gas emission reductions is subject of a yet undecided debate. Various studies try to estimate the impact of ITC relative to the factor substitution effects without technological change through scenario analyses (Carraro and Galeotti 1997, Grübler and Messner 1998, Goulder and Schneider 1999, Nordhaus 2002, van der Zwaan *et al.* 2002, Buonanno *et al.* 2003, Gerlagh and van der Zwaan 2003). But the estimated contribution of ITC varies considerably between the studies. Carraro and Galeotti (1997) employ an econometric model for the EU and come to an optimistic conclusion. ITC can bring about a double dividend when proper R&D incentives will reduce emissions without the need for decreasing consumption. Grübler and Messner (1998) use an energy-system model and conclude that ITC substantially decrease costs and warrant early emission reduction efforts. Goulder and Schneider (1999) and Nordhaus (2002) are more pessimistic and conclude that, though ITC is not negligible, its contribution to greenhouse gas emission abatement is small when compared to the contribution of factor substitution for given technology. The somewhat disappointing result of these two studies may, however, be explained by the set up of the analyses. Nordhaus' (2002) study is based on one representative technology, and assumes that the reduction of carbon dioxide emissions requires the substitution of knowledge for energy. It abstracts from changes in energy composition, that is, the substitution of carbon-poor energy sources for carbon-rich energy sources. The substitution between energy sources is included in the other study by Goulder and Schneider (1999), who consider fossil fuels versus renewable energy sources. These two energy sources are, however, treated as complements (elasticity of substitution below unity),

so that substitution and competition is limited. Such an approach may be quite realistic in the short run, as global energy demand is ever increasing and renewables are, not yet, substitutes. They may become so in the long run, which is the focus of our analysis.

ITC is a more prominent factor in a context with multiple competing energy sources (van der Zwaan *et al.* 2002, Gerlagh and van der Zwaan 2003) and such a context would also be in line with many so-called Integrated Assessment Models that pay more attention to the energy system (e.g. Peck and Teisberg 1992; Manne *et al.* 1995). To constrain climate change, the substitution between various energy sources is essential. In the long term, energy savings will be insufficient to reach substantial abatement levels of carbon dioxide emissions, since energy is an essential production factor. Instead, if a substantial emission abatement strategy is aimed for, a shift away from fossil fuel based energy sources towards carbon-free energy sources is unavoidable (Chakravorty *et al.* 1997, Caldeira *et al.* 2003). For this reason, in studying the added value of ITC, we have to take into account the effect of ITC on the relative contribution of various competing technologies used for energy production (Weyant and Olavson 1999).¹

The objective of this paper is twofold. First, our methodological objective is to bridge the gap between an energy-system (bottom-up) and an economic (top-down) approach. Second, we carry out policy analyses to verify the role of ITC in climate change policy, relative to factor substitution. To study these questions, we develop a partial energy model, DEMETER-2E;² the first DEMETER model has been described and used in van der Zwaan *et al.* (2002) and Gerlagh and van der Zwaan (2003). The model has the following features. Total energy demand follows an exogenous path. There are two energy sources (fossil fuels and carbon-free) that compete for their market shares. The model describes two channels for technological innovations, through research and development (R&D) and through learning by doing. The level of R&D is driven by economic incentives, that is, by the value of an innovation to the innovator in the tradition of the endogenous growth models with natural resources that have been specified to study growth and sustainability (Gradus and Smulders 1993; Bovenberg and Smulders 1995; den Butter and Hofkes 1995; Verdier 1995; Bovenberg and Smulders 1996; Beltratti 1997; Smulders 1999, Smulders and

¹ More in general, a representative aggregate technology does not perform well when there are increasing returns to scale at the disaggregate level, e.g. because of endogenous technological change (Basu and Fernald 1997).

² DEMETER is an acronym for DE-carbonization Model with Endogenous Technologies for Emission Reduction. For this paper, we apply a part of version 2, in which only the Energy sector is considered (DEMETER-2E). As DEMETER-2E only describes the energy sector, it is limited when compared with DEMETER-1, but on the other hand it extends DEMETER-1 by including learning by research and distinguishing between private and public innovations. In the future, we intend to extend DEMETER-2E with the production of non-energy consumer goods as well. The GAMS source code of the model used for this paper is available at the web-site of the first author: www.vu.nl/ivm/organisation/staff/reyer_gerlagh.html.

de Nooij 2003). Learning by doing requires no additional effort. It is a direct spill-over effect of production.

For this model, we calculate *ex-post* the learning curves for both energy sources, and compare their characteristics, such as the learning rates, with those found in the energy system literature. We also compare the transition simulated from fossil fuels to carbon-free energy sources with generic transition features described in the energy-system literature. We bridge the gap between bottom-up and top-down models when both learning curves and transition dynamics simulated by our model satisfy the features described in the energy-system literature.

In carrying out policy analyses, we study the response of CO₂ emissions on a carbon tax, when taking account of technological change and contrast the results with a scenario that assumes an exogenously developing technological state that is independent of emission policies. We assess changes in the results if we include induced technological change (ITC), following emission policies. To measure the significance of ITC for the responsiveness of cumulative emissions to constant carbon dioxide taxes, we take the reduction in cumulative carbon dioxide emissions over the period 2000-2100 following a constant carbon tax of 25 \$/tC. We compare the reduction in cumulative emissions without ITC, and with ITC. The ratio between the two is a good measure for the relative impact and significance of ITC. This number is important since most analyses with applied general equilibrium models – that often are at the basis of abatement costs estimates – assume given technology, and their estimates may be realistic when the ITC impact factor is minor, but it may be too pessimistic when the ITC impact factor is large.

When carrying out numerical scenario analyses, caution is warranted. We are aware of the limitations of the modeling approach we follow, which is an abstraction of reality. Producers are assumed to maximize profits and we neglect taxes and other market distortions. Still we think our analysis can provide valuable qualitative insights on technological innovation as induced by carbon taxes, and on the differences and similarities between the economic market equilibrium approach and the energy-system approach. We attempt to reduce the sensitivity of our results with respect to specific model features as we calibrate the model such that it generates a benchmark scenario that is in line with other studies.

Section 2 describes the basic features of the model for each energy source. Section 3 extends the model so that it describes two competing energy sources, one fossil fuel, the other carbon-free. There, we also describe the assumptions that link population growth to energy demand, and energy production to carbon emissions and to changes in the global average temperature. Section 4 describes the calibration of the model. Section 5 provides the results of the simulations. The final section discusses the implications of our analysis for climate change policies. Two Appendices are added to the paper. Appendix 1 presents the full list of model equations, including the first order conditions for the energy producers and innovators. The numerical parameter values, as found in the calibration procedure, are presented in Appendix 2.

2. Energy production under endogenous technology

This section presents the basic elements of our model for energy production and innovation, for one energy source. Figure 1 presents an overview of the model. We model energy as a produced good, as depicted in the central column of the figure, using capital and labor as production factors. Overall productivity of capital and labor depends on knowledge gained through experience, so-called learning by doing labeled with symbol b , pictured through the lower feed-back loop on the right, and knowledge produced through research carried out by innovators, depicted at the left side of the figure and labeled with symbol a . We distinguish a privately owned research-based knowledge stock – for its use producers have to pay a license fee – from a freely available public knowledge stock. Both private and public research-based technology stocks are described as an expanding library of ideas that can be used in the production process. Innovation is a cumulative process; each innovation builds on the stock of existing knowledge. Energy producers can make use of all past and present innovations, that is the total stock of knowledge, and pay a license fee to all innovators that have developed and own the innovations that are currently in use. In turn, the innovators receive the license fees from all present and future energy producers that use their innovations. Both innovators and producers of final goods take prices as given. We do not consider product variety and price setting under monopolistic competition as in many other endogenous-growth models (see Barro and Sala-i-Martin 1995 for an overview). For fossil fuels, we assume that current production exhausts the resource and this, in turn, decreases future factor productivity, pictured through the second feed-back loop on the right side of the figure. Stated in other words, through resource exhaustion, current production increases the future effort required to maintain a certain output level.

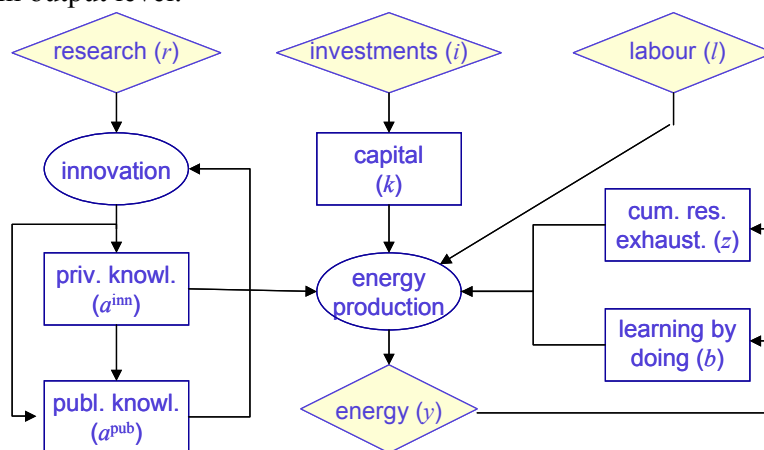


FIGURE 1. Schematic overview of innovation and energy production in the model. The innovation and energy production processes are presented in an ellipse. Stocks are presented in rectangles. Commodity flows are presented in diamonds.

Our model assumes a continuum of infinitely small firms, indexed j , that produce energy according to

$$y_{j,t} = \varsigma (z_t)^{-\mu} (a_{j,t})^{\eta a} (b_t)^{\eta b} (k_{j,t})^\alpha (l_{j,t})^{1-\alpha}, \quad (1)$$

where ς is an overall productivity parameter, z_t is the cumulative energy production, which, for fossil fuels, we consider an inverse measure of resource exhaustion. For fossil fuels, the value of $(z_t)^\mu$ reflects the effort required to exploit, say, oil wells. The variable $a_{j,t}$ denotes the total knowledge stock gained through research, b_t denotes the non-rival knowledge stock gained through learning by doing publicly available to all firms, $k_{j,t}$ is the capital stock, and $l_{j,t}$ is labor use in efficient labor units. Human capital increasing labor productivity is not specified explicitly, as it is considered embodied in the labor good, exogenous to the individual firm.

For fossil fuels, the effort $(z_t)^\mu$ increases because of decreasing quality of oil wells when the reserves decrease as a function of cumulative production. The increased effort is measured by the increase in the variable z_t ,

$$z_{t+1} = z_t + y_t, \quad (2)$$

where we omitted the subscript j for the output variable y_t ($=\sum_j y_{j,t}$). In the continuation of this paper, we also omit time subscripts when convenient. Equation (1) states that the effort required for energy production, $(z_t)^\mu$, increases by 2^μ for every doubling of the cumulative resource exploitation level. We assume that the energy sources are owned by the firms that exploit these, hence there is no open access, but there are well-defined property rights. This also implies that the impact on future efforts of current energy production is internalized, as resource depletion influences the energy price in our model. For carbon-free energy sources, there is no exhaustion and we assume $\mu=0$, so that the variable z_t can be interpreted as a measure of cumulative production or experience.

The knowledge variable $a_{j,t}$ is a measure of the number of innovations that are employed by the j -th firm, at date t . Let $h \in [0,1]$ denote the innovators, and $a_{j,h}^{inn}$ the (continuous) number of innovations in use by firm j owned by innovator h . Furthermore, let a^{pub} denote the innovations in public domain, for which no patents have been granted, or for which the patents are expired so that their use is free from license payments. We assume that innovations are perfect substitutes so that the total stock of knowledge through R&D is given by

$$a_j = \int_0^1 a_{j,h}^{inn} dh + a^{pub}. \quad (3)$$

Also, we assume that the firms have to pay a license fee $\theta_{h,t}$ for the innovations employed, for every innovation that is not in the public domain $a_{j,h,t}^{inn}$, for every unit of output $y_{j,t}$, so that for the

firm j , expenditures on innovations amount to $\int_0^1 \theta_{h,t} a_{j,h,t}^{inn} y_{j,t} dh$. Due to the assumed perfect substitutability between innovations (3), innovators face perfect competition and cannot earn monopoly rents, and the license fee $\theta y_{j,t}$ clears the market of innovations. The license fee is the same for all innovators, we drop the subscript h , and use the aggregate stock of innovations held by innovators so that (3) becomes

$$a_j = a_j^{inn} + a^{pub}. \quad (4)$$

We return to the production of innovations at the end of this section.

The learning-by-doing knowledge stock b_t is based on cumulative experience, that is, the cumulative output level, with some depreciation δ_b ,

$$b_{t+1} = (1-\delta_b)b_t + y_t, \quad (5)$$

where we omitted the subscript j for the output variable y_t , as in equation (2). Knowledge through a and b increases productivity, while the resource externality z decreases productivity, and when the former two effects exceed the latter, $\mu < \eta_a + \eta_b$, productivity increases over time, whereas in the other case, $\mu > \eta_a + \eta_b$, productivity decreases over time.

In addition to the license fees, firms pay for investment expenditures, $i_{j,t}$, and wages, $w_t l_{j,t}$. At time t , total expenditures thus amount to $i_{j,t} + w_t l_{j,t} + \theta_t a_{j,t}^{inn} y_{j,t}$, while revenues amount to $q_t y_{j,t}$. The firms maximize the net present value of their cash flows:

$$\max \sum_{t=1}^{\infty} \beta^t ((q_{j,t} - \theta_t a_{j,t}^{inn}) y_{j,t} - w_t l_{j,t} - i_{j,t}), \quad (6)$$

where $(1/\beta) - 1$ is the real interest rate, subject to the production identity (1), the dynamics of resource depletion (2), and to the capital depreciation-investments relation,

$$k_{j,t+1} = (1-\delta_k)k_{j,t} + i_{j,t}. \quad (7)$$

where δ_k is the depreciation rate, and i_t is the investment flow. For each individual firm, expenditures on licenses are proportional to output and production has constant returns to scale with respect to the production factors capital and labor. The firms thus operate in a competitive market pricing the output at marginal cost. This holds for all firms and we can (as for h) omit firms' subscripts j . Appendix 1 presents the full set of first order conditions.

Next we turn to the supply of innovations. There are two externalities working in opposite direction. As a positive externality, knowledge about past innovations is public, that is, knowledge is non-rival when it is used to produce new knowledge. Research innovators use the 'library' of past inventions to produce new innovations, and an increase in the knowledge stock a also

increases the flow of new innovations. As a negative externality, research efforts r by one innovator negatively affects the finding of new innovations by other innovators, because a limited number of new innovations are attainable from the current state of knowledge. The flow of new innovations for an individual innovator h is thus decreasing in the aggregate research flow r , the so-called fishing-out effect (Caballero and Jaffe 1993; Kortum 1993). Finally, the number of new innovations produced by an innovator h , Δa_h , is proportional to its research expenditures r_h , and a fraction δ_{inn} of innovations owned by the innovator leaks to the public domain because of patents that expire:

$$\Delta a^{inn}_h = \zeta r^{\pi-1} a^{1-\pi} r_h - \delta_{inn} a^{inn}_h. \quad (8)$$

where ζ is a scaling constant and π measures the rate of fishing out. On an aggregate level, π measures the elasticity of the aggregate flow of new innovations Δa^{inn} with respect to the aggregate research expenditures r . An increase in the research expenditures leads to a less-than-proportional increase in new inventions. The aggregation of innovations (8) over the innovators h gives

$$a^{inn}_{t+1} = \zeta r_t^\pi a_t^{1-\pi} + (1-\delta_{inn})a^{inn}_t. \quad (9)$$

Public knowledge is fed through two channels. First, part of the property rights for innovations held privately by the innovators expires, $\delta_{inn} a^{inn}$, and these innovations enter the public domain. Second, public knowledge is also produced as a direct spinn-off of research, $\chi \zeta r_t^\pi a_t^{1-\pi}$, where the parameter $\chi > 0$ describes the leakage of research activities to public knowledge:

$$a^{pub}_{t+1} = (1-\delta_{pub})a^{pub}_t + \delta_{inn} a^{inn}_t + \chi \zeta r_t^\pi a_t^{1-\pi}. \quad (10)$$

Also, a small fraction δ_{pub} of knowledge becomes obsolete. Appendix 1 presents the full set of first-order conditions characterizing the R&D market and supply of innovations.

3. Climate change and energy aggregation

In this section, first we extend the model with emissions and a simple representation of the carbon cycle, and then we specify competition between fossil-fuel technologies and carbon-free technologies.

Carbon emissions, expressed as a function of time by E_t , are proportional to the use of fossil-fuel-based energy, y_{ft} , through the carbon intensity factor ε_t :

$$E_t = \varepsilon_t y_t, \quad (11)$$

where ε_t is assumed to be time-dependent to account for a gradual de-carbonization process; it declines by 0.2% per year until it reaches 80% of the intensity at 2000, $\varepsilon_t = \max(0.8, 0.998^t) \varepsilon_1$. Fossil-fuel consumption has been subject to such a process since the early times of industrialization, by a transition –in chronological order– from the use of wood to coal, from coal to oil, and most recently from coal and oil to natural gas (Nakicenovic *et al.*, 1998, Fig 4.16).

Carbon emissions are linked to the atmospheric carbon dioxide concentration, which in turn determines the global average surface temperature. The carbon cycle dynamics assumed here are simple, and follow the approximations supposed in DICE (Nordhaus, 1994). Carbon emissions are linked to the atmospheric carbon-dioxide concentration, Atm_t , which in turn determines the global average surface temperature, $Temp_t$, using a “1-box representation”:

$$Atm_{t+1} = Atm_0 + (1-\delta_M)(Atm_t - Atm_0) + (1-\delta_E)(E_t + \bar{E}), \quad (12)$$

$$Temp_{t+1} = (1-\delta_T)Temp_t + \log\left(\frac{Atm_{t+1}}{Atm_0}\right) \bar{T} \delta_T, \quad (13)$$

where δ_M is the atmospheric CO₂ depreciation rate, $1-\delta_E$ the retention rate of emissions, \bar{E} are emissions linked to deforestation, agricultural production, and other non-energy greenhouse gas sources, δ_T the temperature adjustment rate resulting from the atmospheric warmth capacity, and \bar{T} is the long-term equilibrium temperature change associated with a doubling of the atmospheric CO₂ concentration.

In various scenarios, energy is taxed at a fee τ at the basis of its carbon content, and thus, the tax is expressed in \$/tC and it adds a constant markup value to the production costs,³

$$p_t = q_t + \tau \varepsilon_t, \quad (14)$$

where q_t is the production cost and ε_t the energy efficiency as defined in equation (11).

Fossil fuels compete with a generic carbon-free energy source. Energy produced by both technologies has its own characteristics but they are substitutes. For convenience, we assume inelastic demand on the aggregate level, \hat{y}_t , which growth-rate is set equal to the population growth rate plus an assumed 1.5 per cent growth per year, g_{ypc} ,

$$\hat{y}_{t+1} = (\text{Pop}_{t+1}/\text{Pop}_t)(1+g_{ypc})\hat{y}_t \quad (15)$$

Population (Pop_t) is assumed to grow logistically:

³ Alternatively, taxes can be specified as a constant markup ratio: $p_t = (1+\tau_t)q_t$.

$$\text{Pop}_{t+1} = \text{Pop}_t \left(1 + g_{\text{Pop}} \left(1 - \frac{\text{Pop}_t}{\text{PopLT}} \right) \right), \quad (16)$$

where g_{Pop} is the population growth rate for low population levels and PopLT is the population level in the long term to which Pop_t converges.

The two energy technologies are denoted by $g=1,2$. We do not assume that energy produced by both technologies has constant elasticity of substitution, but we assume a linearly homogeneous and variable elasticity of substitution (VES) aggregation function. Energy system models (e.g. Peck and Teisberg 1992) typically assume that carbon-free technologies are perfect substitutes for fossil fuel technologies but have limited maximum supply and relatively high production costs that slowly decrease over time. Such a set of assumptions does not facilitate an explanatory description of a continuous diffusion over time of carbon-free technologies, since under perfect substitution demand is zero for all but the cheapest technology, unless positive demand is explicitly included as a volume constraint. More generally, perfect substitution between different technologies cannot explain that relatively expensive new technologies can develop before they become fully competitive with mature technologies. In contrast, models with a neo-classical point of reference typically assume complementarity between energy technologies. In Stephan *et al* (1997) and Goulder and Schneider (1999), carbon-free technologies and fossil fuel based technologies are relatively poor substitutes, that is, they have substitution elasticity of unity, or less⁴. Under this assumption, carbon-free technologies will not reach a substantial market share, irrespective of future decreases in production costs.

In this paper, we specify an aggregator function that bridges the two views on substitutability. We use the variable σ to denote the elasticity of substitution between the technologies. We assume that σ is constant along an expansion path, that is when both y_1 and y_2 increase by the same factor, but σ varies along an isoquant for constant \hat{y}_i . Specifically, the two technologies are considered moderate substitutes, $\sigma \approx 1$, when one technology is dominant and demand for the other technology is best described through niche markets. The two technologies are considered good substitutes, $\sigma > 1$, when both technologies have substantial market share. Finally, as in the energy system literature, we assume that no energy source has an absolute comparative advantage in use, that is, we treat demand for both technologies symmetrically. We can thus write the elasticity of substitution as a function of the relative inputs of both technologies, $\sigma(y_1/y_2)$. In the literature, various VES-aggregation functions have been specified, see Nadiri (1982, Section 3.1.2) for an

⁴ Note that the elasticity of substitution measures the inverse of the curvature of the production isoquant. It divides the percentage change in the factor ratio (that is the change in the angle of the input vector) by the percentage change in the prices (the change in the slope of the isoquant). See, for example, Varian, 1992.

overview.⁵ Our aggregation function is based on the symmetric VES aggregator function proposed in Kadiyala (1972).⁶ We have specified a linearly homogeneous aggregator function,

$$y_{1,t}^{\vartheta} y_{2,t}^{\vartheta} (y_{1,t}^{(\sigma-1)/\sigma} + y_{2,t}^{(\sigma-1)/\sigma})^{(1-2\vartheta)\sigma/(\sigma-1)} = \hat{y}_t, \quad (17)$$

such that it satisfies the following features. The elasticity of substitution is unity if one technology is dominant, $\sigma \rightarrow 1$ for $y_1/y_2 \rightarrow 0$, or $y_1/y_2 \rightarrow \infty$. Thus, when one technology is in its infancy with high production costs, its elasticity of demand is about minus unity, and it has an almost constant value share. This lower bound on the value share for infant technologies is denoted by the parameter ϑ . Also, the elasticity of substitution exceeds unity, signifying more intense competition, when both technologies are comparable in size. Appendix 1 presents the condition when prices are equalized to marginal productivity. Figure 2 shows the elasticity of substitution, σ , for the aggregator function (17), as a function of the share of both energy sources.

4. Calibration and methodology

We used the model outlined above to carry out a numerical simulation based on approximate real-world data. As a benchmark scenario, we constructed a business-as-usual path that follows common assumptions on future energy consumption and prices. The model runs for 45 time steps of 5 years each, representing the period 2000-2250, though the presentation of data and figures will be restricted to the first two centuries 2000-2200. On the basis of the database developed for the IIASA-WEC study (Nakicenovic *et al.*, 1998), final commercial energy consumption in 2000 is estimated to be 320 EJ.⁷ From the same database, the share of fossil fuel technologies in energy production (in 2000) is estimated at 96 %. This corresponds to 307 EJ. The remaining share of 13 EJ is carbon-free energy. Future energy consumption is assumed to increase by 1 per cent per capita ($=g_{ypc}$). In 2000, the population (Pop₀) is estimated to be 5.89 billion (Pop₁) and its growth rate 1.45% (World Bank, 1999). The population is assumed to converge to the level of 11.4 billion people (Pop_{LT}), as in the IIASA-WEC study (Nakicenovic *et al.*, 1998).

Since our model represents the two energy resources in an aggregate way, we have to make reasonable estimates for the average initial energy prices. Because of the variability and volatility

⁵ The authors are grateful to Marzio Galeotti for his help on this topic.

⁶ Most other VES functions assume that the elasticity of substitution is monotonically increasing in the share of one of the production factors, while we treat both technologies symmetrically, that is, we assume $\sigma(y_1/y_2) = \sigma(y_2/y_1)$.

⁷ This figure is expressed in primary energy source equivalents, and excludes non-commercial biomass use, as well as traditional carbon-free sources such as nuclear and hydropower.

of these prices, this is not straightforward. Prices for final energy derived from natural gas technologies vary in a range from 2 to 3 \$(1990)/GJ.⁸ Since coal, oil and natural gas are, *grosso modo*, competitive, a good reference price in our calculations for the average fossil fuel energy resource is 2.5 \$/GJ, in the model-start-off year 2000.

A large spread exists in production costs for energy from wind, solar and biomass options. Prices for commercial final electricity from wind turbines varied in 1995 between 5 and 20 \$(1990)/GJ, in the highest-cost and lowest-cost production cases, respectively.⁹ Whereas electricity production costs for photovoltaics are still significantly higher than that for wind energy, costs of electricity derived from biomass are comparable to that of wind energy.¹⁰ The average price of final energy by the carbon-free energy is taken to be 7.0 \$/GJ, in the year 2000. This value is merely taken as an example from the range of current feasible wind electricity prices; it represents a realistic figure of the current cost of a particular carbon-free energy alternative, generically speaking.

We furthermore assume that both the fossil fuel and carbon-free energy have the same technology parameters, except for the productivity parameter ζ and the resource exhaustion parameter μ , which is set to zero for the carbon-free technology. Parameters have been calculated such that in equilibrium research expenditures amount to about 2 per cent of the value of energy output, prices for fossil fuels remain constant during the first decades and slowly increase thereafter, and social returns on research exceed the private returns by factor 4. The substitution elasticity between the two energy sources (Figure 2) and other parameters have been chosen such that, in the benchmark (BAU) scenario, the share for the carbon-free energy takes an S-shaped curve and increases from 4% in 2000 to 22% in 2100 and 93% in 2200 (Figure 5). Related to the carbon-free energy gain in market share, the carbon-free energy benefits from economies of scale more than the fossil fuel energy source and its price decreases over time, while the price for the fossil fuel energy technology slightly increases (Figure 6). See Table 2, Appendix 2, for a detailed list of parameter values.

Since we assume that only for the fossil-fuel energy source, energy production requires an ever-increasing effort due to exhaustion of the fossil-fuel wells, the equilibrium will converge to a carbon-free energy dominated situation. Figure 3 presents the cumulative production paths for the fossil-fuel and carbon-free energy sources. It shows that in the benchmark scenario (Business as

⁸ See, for example, IEA/OECD 1999, p.41.

⁹ See, for example, IEA/OECD 2000, p.54. In fig.3.3 in this publication, one sees that in 1995 (in the EU) wind energy production costs varied from about 0.02 to 0.08 ECU(1990)/kWh. Assuming an approximate equivalence between the ECU and \$, as well as the conversion factor of 3.6 in going from GWh to TJ (that is, 0.0036 from kWh to GJ), one obtains the range quoted here.

¹⁰ See, for example, IEA/OECD, 2000, p.21.

Usual, abbreviated to BAU), in 2100, fossil-fuel production has accumulated to about 100 ZJ, five times the cumulative output level at 2000. In the 22nd century, cumulative fossil-fuel production doubles again. At the end of the 22nd century, cumulative fossil-fuel energy production levels off. We notice that, in our model, the end of the fossil-fuel era is not implied by physical upper bound on the fossil-fuel reserves, but the reserves that can be exploited profitably adjust endogenously and decrease when the fossil-fuel energy source loses its dominance.

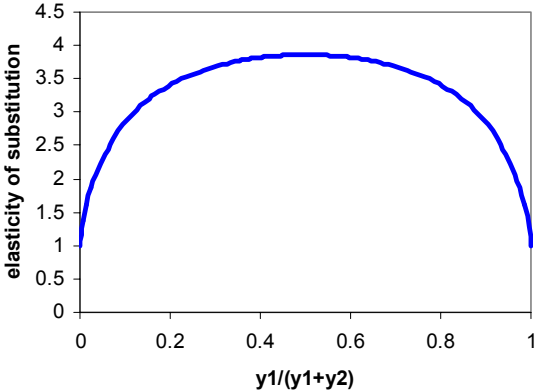


FIGURE 2. *Elasticity of substitution between fossil fuel and carbon-free energy sources, using simulation parameter values $\sigma=5$, $\rho=0.037$.*

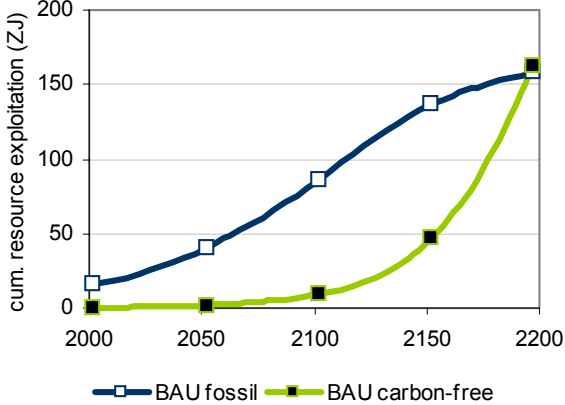


FIGURE 3. *Development of cumulative energy production over time, for fossil fuel and carbon-free energy in BAU.*

5. Simulation of BAU and carbon-tax policies

This section presents and discusses the results with the calibrated model. We have simulated three scenarios. The first BAU scenario assumes the absence of carbon taxes. The second scenario, labeled TAX25_NOITC, assumes a constant carbon tax of 25 \$/tC, but it abstracts from technological change induced by the carbon tax. The third scenario is based on the same permanent 25 \$/tC tax and includes the full model with endogenous technological change. Comparison of the second and third scenario can show us the importance of induced technological change relative to factor substitution.

Figure 4 shows the level of emissions in the period 2000–2200 for the first three scenarios, BAU, a steady 25 \$/tC tax without ITC and with ITC. Figure 5 shows how the share of carbon-free energy changes over time in the three scenarios.

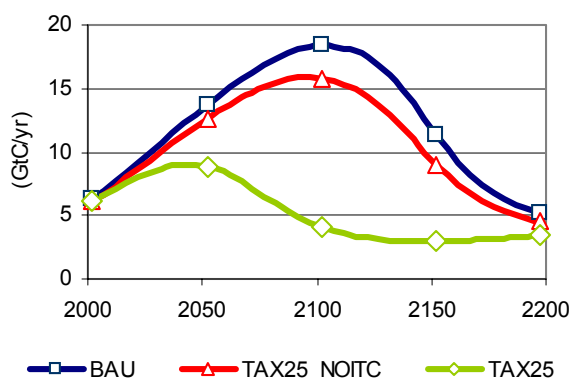


FIGURE 4. Emissions for benchmark BAU scenario, a 25 \$/tC tax without technological adjustment, and a 25 \$/tC tax with endogenous technological change

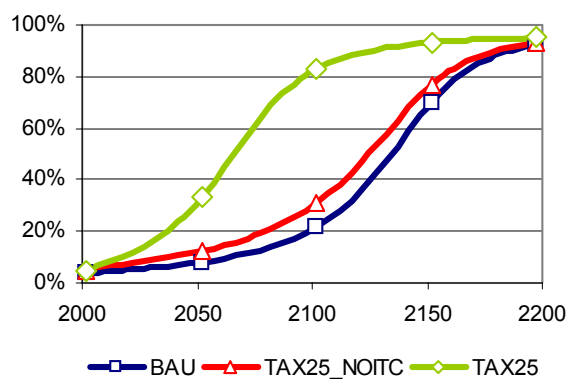


FIGURE 5. Share for carbon-free energy for benchmark BAU scenario, a 25 \$/tC tax without technological adjustment, and a 25 \$/tC tax with endogenous technological change

We can derive the following conclusions from Figure 4 and Figure 5. Our model appears to produce a reasonably common BAU scenario as a benchmark. After 2100, the energy system makes an endogenous transition towards the carbon-free energy technology, and emissions drop. This is an optimistic perspective, when compared to benchmark scenarios developed in many other papers, but it is not incredible (Chakravorty *et al.* 1997).

When we abstract from the impact of carbon taxes on technology,¹¹ a carbon tax of 25 \$/tC advances the shift towards the carbon-free energy modestly by about 10 years, and thus reduces emissions modestly. This finding is not surprising, as it is in line with most other studies. In contrast, when we allow the technology variables $a_{g,t}$ and $b_{g,t}$ to endogenously adjust to the carbon tax scenarios, so that there is ITC in our calculations, the effect of a carbon tax is amplified by a magnitude. The transition towards the carbon-free energy source is advanced by about 70 years; it takes off at around 2020, and emissions drop substantially during the second half of the 21st century.

Table 1 presents the reduction in cumulative carbon dioxide emissions over the period 2000-2100 following the steady carbon tax of 25 \$/tC. We compare the reduction in cumulative emissions without ITC (110 GtC), and with ITC (560 GtC). This leads to an ITC impact factor of 5.0 ($=560/110$), which is substantially above the factor 2 found by Carraro and Galeotti (1997). They, however, only included learning by research and left out learning by doing. By this number, our model clearly indicates the significance of ITC for the responsiveness of cumulative emissions to constant carbon dioxide taxes, and it seems too pessimistic to assume technology as

¹¹ That is, we fix the paths for the variables a and b on their BAU paths, and omit the equations that otherwise determine their dynamics.

given in the long run. The results confirm the hypothesis stated in the introduction that ITC might be more prominent in a model with competing energy sources, as compared to a model that focuses on energy savings as the major option for emission reductions.

TABLE 1. Cumulative emissions and reduction (2000-2100).

	Cumulative emissions		Reduction*		ITC factor
	(GtC)	(GtC)	(GtC)	(%)	
BAU	1300				
TAX25_NOITC	1180		110	(9%)	
TAX25	730		560	(44%)	5.0

* Reduction levels reported may not precisely match with numbers in the first column entry due to rounding off errors.

The next figures present some insights in the cause for the advance in transition presented in Figure 5.

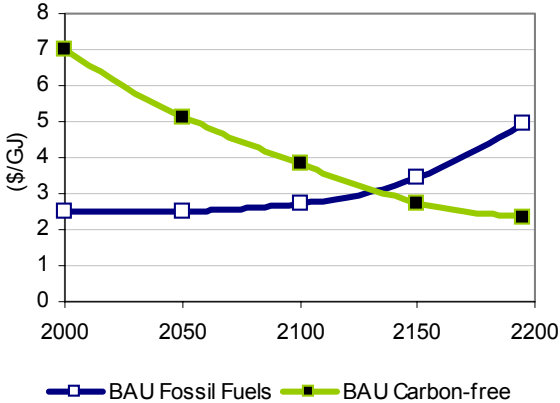


FIGURE 6. Energy production costs for fossil fuels and carbon-free energy benchmark, BAU scenario.

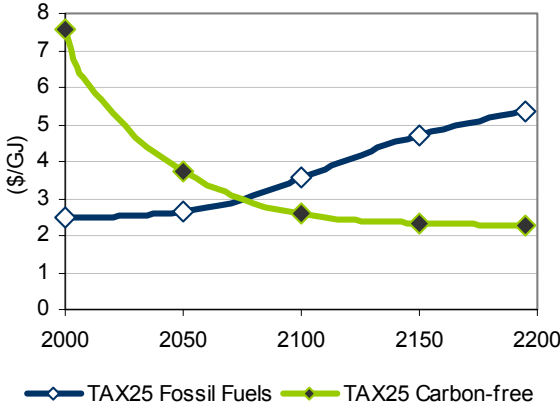


FIGURE 7. Energy production costs for fossil fuels and carbon-free energy, 25 \$/tC tax scenario with ITC.

Figure 6 plots the energy production costs for fossil fuels and carbon-free energy, while Figure 7 shows these costs for the case with a steady 25 \$/tC tax and ITC.¹² We draw the following conclusions from the figures. Under BAU (Figure 6), production costs for carbon-free energy steadily decrease, until, by 2130, they equal production costs of fossil fuels. From that point on, the loss of market shares faced by fossil fuels accelerates; output levels for fossil fuels decreases,

¹² While it is not presented in the figures, the energy production costs under the TAX25_NOITC scenario match the BAU levels.

the R&D effort and learning by doing decreases and the growth of innovations slows down. Technological development becomes insufficient to compensate for resource exhaustion and the increase in wages and fossil fuel prices increase. In the 25 \$/tC tax scenario (Figure 7), the same mechanism causes the production costs for fossil fuels to increase after 2070, when carbon-free energy sources take over as the dominant energy source. At the same time, the carbon tax increases the market share for carbon-free energy and stimulates innovation and learning by doing, and this leads to an earlier decrease in production costs for the carbon-free energy source. Thus, ITC acts as a multiplier for a policy that aims at a transformation from carbon-based to carbon-free energy sources.

In the energy system literature, the phenomenon of decreasing production costs when experience increases for new technologies is typically described through a learning curve. In models that describe learning by doing through learning curves (e.g. MESSAGE, Messner 1997; DEMETER-1, van der Zwaan *et al.* 2002, Gerlagh and van der Zwaan 2003), typically a constant learning rate (lr) is assumed of approximately 20% for new technologies, at which the cost of investments or the costs of production per output unit declines for each doubling of cumulative production. This corresponds to

$$q_t = q_1 (z_t/z_1)^{\alpha-1}, \quad (18)$$

where z_t is the cumulative experience at period t , and $0 < \alpha < 1$ defines the learning rate as

$$lr = 1 - 2^{\alpha-1}. \quad (19)$$

While in our model, there is no exogenous learning rate, we can reproduce *ex post* the learning curves and the learning rate that comes out of our simulations.

Thereupon, we plot the logarithm of production cost per unit of output against the logarithm of cumulative output for fossil fuels and carbon-free in Figure 8 and Figure 9, respectively. For the carbon-free energy sources, under BAU, over the period 2000-2200, we find an average learning rate of about 20% (Figure 9). Thus, our model reasonably captures the main insight from the energy system learning-by-doing literature.

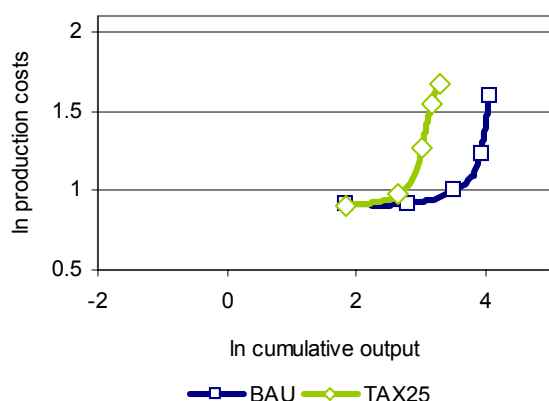


FIGURE 8. *Simulated learning curve for fossil fuels, BAU scenario and 25 \$/tC tax scenario with ITC.*

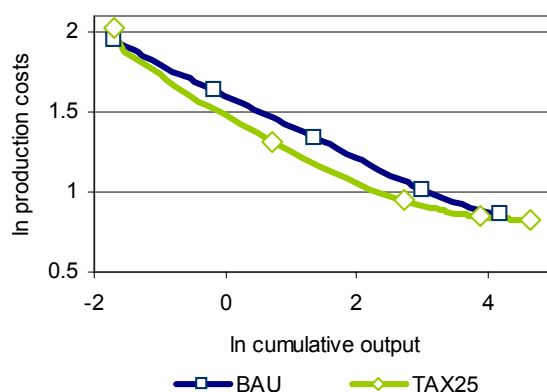


FIGURE 9. *Simulated learning curve for carbon-free energy, BAU scenario and 25 \$/tC tax scenario with ITC.*

In the steady 25 \$/tC tax case, initially the learning curve becomes steeper. Obviously, in our model, the learning curve is not assumed ex ante, but it merely gives a reduced presentation of the complex interplay between increasing wages, extraction efforts, innovations, and learning by doing. In our model, the mechanisms underlying the curve differ from the energy system models in an important way. First, for both energy sources, technology advances through two channels, R&D and learning by doing, but at the same time, technological growth has to offset increasing wages for both energy sources, and increasing resource scarcity for the fossil fuels as well. Thus, production costs only decrease when technological advances are sufficient to offset the two forces that tend to increase prices. For fossil fuels, as has become clear from Figure 6 and Figure 8, in the early decades of the 21st century, technological progress is just sufficient to compensate increasing wages and increasing scarcity. After the break-through of carbon-free energy sources, prices increase, even though the stock of technology keeps growing.

Second, in our model, while technological progress through learning by doing is based on past cumulative experience, technological progress through R&D is based on expected revenues from innovations. Thus, an anticipated increase in the market share for carbon-free energy sources increases current R&D effort and decreases production costs, in advance of the rise in carbon-free energy. This explains why in Figure 9 the learning curve for the 25 \$/tC scenario lies below the learning curve for the BAU scenario.

Applying the climate change equations (12) and (13), the atmospheric carbon concentration and the global average temperature are calculated, and presented in Figure 10 and Figure 11.

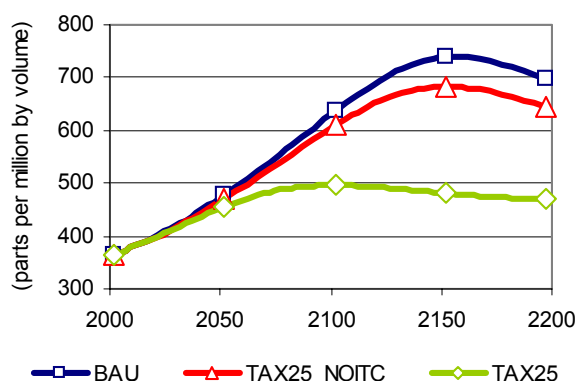


FIGURE 10. *Atmospheric carbon concentration for benchmark BAU scenario, a 25 \$/tC tax without technological adjustment, and a 25 \$/tC tax with endogenous technological change.*

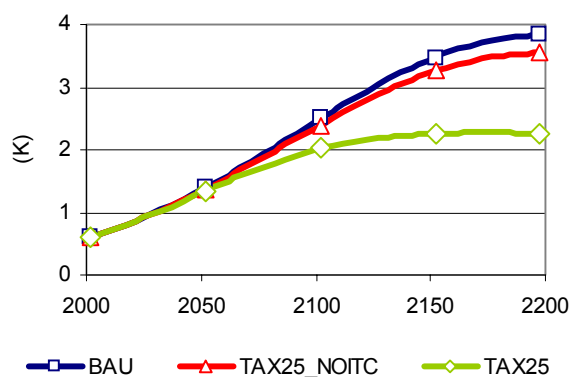


FIGURE 11. *Temperature for benchmark BAU scenario, a 25 \$/tC tax without technological adjustment, and a 25 \$/tC tax with endogenous technological change.*

Figure 10 and Figure 11 show the impact of a carbon tax of 25\$/tC and ITC on the atmospheric carbon concentration and the global temperature. In the third scenario, the atmospheric carbon concentration stabilizes and reaches its peak of about 500 ppmv in the year 2100. Figure 11 shows that induced technical change is essential for the carbon tax to keep the global warming impact below the mark of 2.5°C.

6. Discussion

In this paper we presented an economic model that successfully reproduced some of the results known from the energy-system models, notably (i) the learning curve, and (ii) the S-curved transition towards new (carbon-free) technologies.

As for (i), this paper may contribute to bridge the gap between the neo-classical economic literature that focuses on incentives for R&D as the driving force for productivity growth, and the energy systems models that more or less mechanically describe productivity as dependent on cumulative historic experience. Also, in our model, in contrast to energy system models, production costs tend to increase because of increasing wages. Production costs can only decrease insofar as the increase in productivity exceeds the increase in wages. When, in the long term, fossil fuels are slowly replaced by carbon-free energy sources, research levels will fall for fossil fuels, and production costs will increase due to increasing wages and resource exhaustion. Fossil fuels will follow an inverted learning curve when fading out.

As for (ii), from energy system analysis, it is known that the process from invention, to demonstration projects, to significant market shares typically takes between five and seven

decades (Nakicenovic *et al.* 1998). Energy system models incorporate these insights by explicitly setting constraints on the increase in market shares for new technologies. Our model does not have such market penetration constraints, but it still generates the same S-curve for the market share of carbon-free energy sources. Also, when climate change policy stimulates the transition towards non carbon emitting energy sources, the transition is enhanced, but it becomes not unrealistically high. Our model describes how economic incentives enhance the penetration rate of new technologies, for a further discussion on these issues, see Caldeira *et al.* (2003), O'Neill *et al.* (2003), Swart *et al.* (2003), Hoffert *et al.* (2003).

Besides the methodological insights, we have used the model to carry out some policy analyses, to verify whether induced technological change has a large impact on the responsiveness of emissions to carbon taxes. As a measure of this response, we have taken the reduction in cumulative carbon dioxide emissions over the period 2000-2100 following a constant carbon tax of 25 \$/tC. Induced technological change enhances cumulative emissions reductions by factor 5. This is in strong contrast with previous studies, which found that either the impact of ITC is as important as factor substitution (Carraro and Galeotti 1997; van der Zwaan *et al.* 2002; Gerlagh and van der Zwaan 2003) or less important (Goulder and Schneider, 1999; Nordhaus, 2001). We may conclude that taking induced technological change into consideration, a more optimistic perspective arises on the possibilities of emission reductions than without it. We should add immediately, however, that the model employed in this paper focused on the energy transition from fossil fuels to carbon-free energy sources, while neglecting energy savings as an option to reduce carbon dioxide emissions. For energy savings, factor substitution might prove more important, relative to induced technological change. When one would carry out an overall assessment of ITC in both energy savings and an energy transition, one may expect an ITC factor in-between the (relative low) values found in the earlier studies and the (relative high) value found in the exercise presented in this paper.

Appendix 1. First order conditions for firms' profit maximization

The energy producers

In this appendix, we derive all first order conditions for the representative energy producer.

The Lagrangean for profit maximization (6) subject to (1), (2), and (7) reads:

$$\begin{aligned} \mathbf{L} = \sum_t \beta^t (qy - \theta a^{inn} y - w l - i + \lambda (\zeta z^{-\mu} a^{\eta a} b^{\eta b} k^\alpha l^{(1-\alpha)-y}) \\ - \psi k + \beta \psi_{t+1} (i + (1 - \delta_k) k) + \kappa z - \beta \kappa_{t+1} (z + y)) \end{aligned} \quad (20)$$

Where $\beta^t \lambda_t > 0$ is the dual variable for (1), $\beta^{t+1} \psi_{t+1} > 0$ is the dual variable for (7), and $\beta^{t+1} \kappa_{t+1} > 0$ is the reversed dual variable for (2). For convenience, we omitted time subscripts for the variables in the Lagrangean, and used shorthand notation ψ_{t+1} to denote the forward time lap ψ_{t+1} . The first order conditions for y , a , l , i , k , and z are, respectively,

$$q = \theta a^{inn} + \lambda + \beta \kappa_{t+1}, \quad (21)$$

$$\theta y = \eta_a \lambda y / a, \quad (22)$$

$$w = (1 - \alpha) \lambda y / l, \quad (23)$$

$$1 = \beta \psi_{t+1}, \quad (24)$$

$$\psi = \beta (1 - \delta) \psi_{t+1} + \alpha \lambda y / k, \quad (25)$$

$$\kappa = \beta \kappa_{t+1} + \mu \lambda y / z. \quad (26)$$

We can substitute equations (24) in (25) to derive a capital cost equation that shows capital costs to consist of interest and depreciation:

$$\delta_k + 1/\beta - 1 = \alpha \lambda y / k. \quad (27)$$

The price of the output good, q , consists of three parts (21), the license fee θa^{inn} , the immediate production costs λ , and the resource scarcity rent $\beta \kappa_{t+1}$. From (21) and (22), we see that innovation costs make a constant mark up η_a on top of the immediate production costs net of the license fee, λ ,

$$\theta a = \eta_a \lambda. \quad (28)$$

which enables us to give the price of innovations θ as:

$$\theta = \eta_a \xi z^\mu a^{-1-\eta_a} b^{-\eta_b}. \quad (29)$$

Substitution of (28) in (21) gives us output prices q as

$$q = (1 + \eta_a a^{inn}/a) \lambda + \beta \kappa_{t+1}. \quad (30)$$

where λ_t is the marginal production costs per unit of output,

$$\lambda = \min \{(\delta_{k+1}/\beta-1)k+w_l \mid 1 \leq \zeta z^{-\mu} a^{\eta_a} b^{\eta_b} k^{\alpha} l^{1-\alpha}\} = \xi z^{\mu} a^{-\eta_a} b^{-\eta_b}, \quad (31)$$

with ξ the price of the factor composite $(k_j)^{\alpha}(l_j)^{1-\alpha}$, dependent on capital costs, $\delta_{k+1}/\beta-1$, and wages, w

$$\xi = \zeta^{-1} \alpha^{-\alpha} (1-\alpha)^{-(1-\alpha)} (\delta_{k+1}/\beta-1)^{\alpha} w^{1-\alpha}, \quad (32)$$

which is exogenous to the firm. The term $\beta\kappa_{+1}$ describes the resource rent for the future increase in resource exploitation efforts due to present exploitation levels. Equations (30) and (31) display that output prices are proportional to factor costs, as expressed in ξ , inversely proportional to the technological productivity, a^{η_a} and b^{η_b} , that there is a mark up $\eta_a a^{inn}/a$ for the costs of technology and for the resource rent.

For the carbon-free energy resource sector, we assume that there is no exhaustion and we assume $\mu=0$; this does not change the first order conditions.

Innovators

Let φ_t^{inn} denote the asset price of an innovation, that is, the value of an increased innovation level Δa_h to its owner. An equilibrium on the market for innovations requires that the costs of developing a new technology, that is, the costs of an increase Δa_h , equals the revenues the innovator can obtain by selling the license fees. That is, the asset price of an innovation, one period ahead, $\beta\varphi_{+1}^{inn}$, has to be equal to the production costs per unit of innovation, $r_h/\Delta a_h$, given by (8),

$$\beta\varphi_{+1}^{inn} = \zeta^{-1} r^{1-\pi} a^{\pi-1}. \quad (33)$$

We obtain the overall research effort r ,

$$r = (\zeta\beta\varphi_{+1}^{inn})^{1/(1-\pi)} a. \quad (34)$$

The revenues from an innovation are equal to the net present value of future license fees:

$$\varphi_t^{inn} = \sum_{s=t}^{\infty} (\beta(1-\delta_{inn}))^{(s-t)} \theta_s \mathcal{Y}_s, \quad (35)$$

In terms of a recursive equation, we write

$$\varphi_t^{inn} = \theta y + (1-\delta_{inn})\beta\varphi_{+1}^{inn}. \quad (36)$$

Private and social returns on research do not match. The social returns of an innovation held by the innovator are given by

$$\varphi^{soc} = \theta y + (1-\delta_{inn})\beta\varphi^{soc}_{+1} + \delta_{inn}\beta\varphi^{pub}_{+1} \quad (37)$$

where the first two terms on the right-hand-side are the same as for the private returns, but the third term reflects the fact that those innovations that leak from the private sector to the public domain also contribute to the social value of the privately held innovations. In turn, the social value of knowledge in the public domain, in terms of a recursive equation, is given by

$$\varphi^{pub} = \theta y + (1-\delta_{pub})\beta\varphi^{pub}_{+1}. \quad (38)$$

Given these three values for innovations, we can calculate the social return on research in period t (SRR_t). For the individual firm, the private value of an innovation is equal to the production costs per unit of innovation, $\beta\varphi^{inn}_{+1} = r_h/\Delta a_h$, as described in (33). Public returns, however, fall short of private returns because of the fishing out of innovations. The factor is given by the ratio between marginal productivity of research, da^{inn}/dr , as described by (9), and the private productivity of research, $(\Delta a^{inn}_h/r_h)$, given by (33). For this factor, we find

$$(da^{inn}/dr)(r_h/\Delta a^{inn}_h) = \pi. \quad (39)$$

At the same time, public returns exceed private returns because of the spill-over from privately held knowledge to publicly available knowledge. First, the social value of privately held innovations exceeds the private value, $\varphi^{soc}_{t+1}/\varphi^{inn}_{t+1} > 1$, and second, research leads to a direct spin off on public knowledge, $\chi\varphi^{pub}_{t+1}/\varphi^{inn}_{t+1}$. The SRR is now given by

$$SRR = \pi(\varphi^{soc}_{+1} + \chi\varphi^{pub}_{+1})/\varphi^{inn}_{+1}. \quad (40)$$

When the SRR exceeds unity, $SRR > 1$, the social returns on research exceed the costs, and policies are warranted that stimulate research above its equilibrium level. Typically, from empirical studies, the SRR is found to be in the order of four, $SRR \approx 4$.

Energy aggregation

From equalizing prices and marginal productivity in (17), $p_1/p_2 = \partial\hat{y}/\partial y_1/\partial\hat{y}/\partial y_2$, and we have

$$(1-\mathcal{G})\left(y_2 p_2 y_1^{(\sigma-1)/\sigma} - y_1 p_1 y_2^{(\sigma-1)/\sigma}\right) = \mathcal{G}\left(y_1 p_1 y_1^{(\sigma-1)/\sigma} - y_2 p_2 y_2^{(\sigma-1)/\sigma}\right), \quad (41)$$

Total model

The dynamic two-technology model consists of equations (1), (2), (4), (5), (7), (9), (10), (14), (21), (23), (24), (26), (27), (28), (32), (34), (36), (37), (38), (40), both for fossil fuels and carbon-free energy; equations (17) and (41) are used for aggregation. The impact of energy production on the global carbon cycle is calculated ex post via equations: (11), (12) and (13).

Appendix 2. Model parameters and variable values in calibration procedure

TABLE 2. Calibration parameters and variable values in first period (2000-2004) for fossil fuels

Parameters	Fossil fuels	Carbon-free	Endogenous variables	Fossil fuels	Carbon-free
α	0.300		y [ZJ]	1.536*	0.064*
β	0.784		p [\$/GJ]	2.500*	7.000*
δ_k	0.350		a	8.221	0.942
δ_{inn}	0.350		a^{inn}	1.000*	0.115
δ_b	0.350		a^{pub}	7.221	0.826
δ_{pub}	0.350		b	3.423	0.125
χ	6.441*		z	15.566	0.394
μ	0.164*	0.000	q	2.500	7.000
η_a	0.250*		λ	2.295	6.792
η_b	0.100		l	2.468	0.304
π	0.500		i	0.758	0.100
ζ	0.565*		k	1.689	0.208
ς	0.572*	0.295*	ξ	2.798	5.435
σ	5.000		r [trillion \$]	0.0768*	0.010
ϑ	0.037*		κ	0.172	0.000
			Ψ	1.276	1.276
			φ^{inn}	0.218	0.235
			φ^{pub}	0.218	0.235
<i>Exogenous. Variables</i>			φ^{soc}	0.341	0.367
w	1.000		θ	0.070	1.803
\hat{y}	1.491*		<i>SRR</i>	4.000*	4.000
<i>Exogenous variables growth rates</i>			<i>Variables growth rates</i>		
$g_{\hat{y}}$	0.0987*		g_p	0*	-0.0278
g_w	0.0252		g_{φ}	0	0
			g_y	0.0987*	0.1623
			g_a	0.0987	0.1301
			g_l	0.0199	0.1022

* For fossil fuels, empirical data for y and p , a normalization for $a=1$, research expenditures that make 2 per cent of total value of output, and a social rate of return on research of $SRR=4$, and growth rates $g_p=0$, $g_y=0.0987$ are used to calibrate the parameters χ , η_a , ς , ζ , μ , and the variable \hat{y} . For carbon-free energy, empirical data for y and p are used to calibrate the parameters ς and ϑ . Other parameters are based on literature and guesses.

TABLE 3. *Population and climate change parameters*

Parameters and variables	(unit of measurement)	value in model	per year
ε_1	(gC/MJ)	0.0205	
Atm ₀	(ppmv)	590	
δ_M	(.)	0.0408	0.0083
δ_E	(.)	0.36	
\bar{E}	(GtC/yr)	6.65	1.33
δ_T	(.)	0.096	0.02
\bar{T}	(K)	3.0	
g_{ypc}	(.)	0.051	0.01
g_{Pop}	(.)	0.149	0.0282
Pop ₁	(billion people)	5.89	
PopLT	(billion people)	11.36	

References

- Barro R.J. and X.X.Sala-i-Martin (1995) *Economic growth*. McGraw-Hill, Inc., New York.
- Basu S., J.G. Fernald (1997), Returns to scale in US production: Estimates and implications, *Journal Of Political Economy* 105 (2): 249-283.
- Beltratti, A. (1997) "Growth with Natural and Environmental Resources", in C. Carraro and D. Siniscalco, eds., *New Directions in the Economic Theory of the Environment*, Cambridge University Press, Cambridge.
- Bovenberg A.L. and S.A. Smulders (1995) "Environmental quality and pollution-augmenting technological change in a two-sector endogenous growth model" in *Journal of Public Economics* 57: 369-391.
- Bovenberg, A.L., and S.A. Smulders (1996) "Transitional Impacts of Environmental Policy in an Endogenous Growth Model", *International Economic Review* 37: 861-893.
- Buonanno, P., C. Carraro, and M. Galeotti (2003) "Endogenous induced technical change and the costs of Kyoto", forthcoming in *Resource and Energy Economics*.
- Caballero, R.J., and A.B. Jaffe, (1993), How High Are The Giant's Shoulders: Empirical Assessment of Knowledge Spillover and Creative Destruction in a Model of Economic Growth, *NBER Macroeconomic Annual*.
- Caldeira, K., A.K. Jain, and M.I. Hoffert (2003), "Climate sensitivity uncertainty and the need for energy without CO₂ emission", *Science* 299: 2052-2054.
- Carraro C. and M.Galeotti (1997) "Economic growth, international competitiveness and environmental protection: R&D innovation strategies with the WARM model", *Energy Economics* 19: 2-28.
- Chakravorty U., J.Roumasset, and K.Tse (1997) "Endogenous substitution among energy resources and global warming" in *Journal of Political Economy* 105: 1201-1234.

- Den Butter F.A.G. and M.W. Hofkes (1995) "Sustainable development with extractive and non-extractive use of the environment in production" in *Environmental and Resource Economics* 6: 341-358.
- IEA/OECD (1999). Key World Energy Statistics. International Energy Agency, OECD, Paris.
- IEA/OECD (2000). Experience Curves for Energy Technology Policy. International Energy Agency, OECD, Paris.
- Gerlagh, R. and B. van der Zwaan, 2003, "Gross world product and consumption in a global warming model with endogenous technological change", *Resource and Energy Economics* 25:35–57.
- Goulder L.H. and K.Mathai (2000) "Optimal CO2 abatement in the presence of induced technological change" in *Journal of Environmental Economics and Management* 39: 1-38.
- Goulder L.H. and S.H.Schneider (1999) "Induced technological change and the attractiveness of CO2 abatement policies" in *Resource and Energy Economics* 21: 211-253.
- Gradus R.H.J.M. and S.A.Smulders (1993) "The trade-off between environmental care and long-term growth; pollution in three prototype growth models" in *Journal of Economics* 58: 25-51.
- Grübler A. and S.Messner (1998) "Technological change and the timing of mitigation measures" in *Energy Economics* 20: 495-512.
- Hoffert, M.I., K. Caldeira, G. Benford, T. Volk, D.R. Criswell, C. Green, H. Herzog, A.K. Jain, H.S. Kheshgi, K.S. Lackner, J.S. Lewis, H.D. Lightfoot, W. Manheimer, J.C. Mankins, M.E. Mauel, L.J. Perkins, M.E. Schlesinger, T.M.L. Wigley (2003), "Response", *Science* 300: 582-583.
- Jaffe A.B., R.G. Newell, and R.N. Stavins (2002), "Environmental Policy and Technological Change", in *Environmental and Resource Economics* 22:41-70.
- Kadiyala, K.R. (1972), "Production functions and elasticity of substitution", in *Southern Economic Journal* 38:281-284.
- Kortum, S.S., (1993), Equilibrium R&D and the Patent-R&D Ratio: U.S Evidence, *American Economic Review*, 81, 450-457.
- Manne A.S., R.Mendelsohn, and R.Richels (1995) "MERGE, A model for evaluating regional and global effects of GHG reduction policies" in *Energy Policy* 23: 17-34.
- Messner, S., (1997). Endogenized technological learning in an energy systems model. *Journal of Evolutionary Economics* 7, 291–313.
- Nadiri, M.I., (1982), "Producers Theory", Ch. 10 in *Handbook of Mathematical Economics, Vol II*, K.J. Arrow and M.D. Intriligator (eds), North Holland, Amsterdam.
- Nakicenovic, N., A. Grübler, A. McDonald, (1998). *Global Energy Perspectives*. IIASA-WEC. Cambridge University Press, Cambridge, UK.
- Newell R.G., A.B. Jaffe and R.N. Stavins (1999), "The induced innovation hypothesis and energy-saving technological change", *Quarterly Journal of Economics* 114: 941-975.
- Nordhaus,W., (1994), *Managing the Global Commons, the Economics of Climate Change*. MIT Press, Cambridge, Massachusetts.

- Nordhaus W.D. (2002), "Modeling induced innovation in climate change policy", Ch 9 in *Modeling induced innovation in climate change policy*, A. Grubler, N. Nakićenović, and W.D. Nordhaus (eds), Resources for the Future Press.
- O'Neill, B.G., A. Grubler, N. Nakicenovic, M. Obersteiner, K. Riahi, L. Schrattenholzer, F. Toth (2003), "Planning for future energy resources", *Science* 300: 581.
- Peck, S.C., T.J. Teisberg, (1992). CETA: a model for carbon emission trajectory assessment. *The Energy Journal* 13 (1), 55–77.
- Popp, D. (2000), "Induced innovation and energy prices", *American Economic Review* 92: 160-180.
- Smulders S.A. (1999) "Endogenous growth theory and the environment" in *Handbook of environmental and resource economics*, Ch. 42, edited by J.C.J.M.v.d.Bergh. Edward Elgar,
- Smulders S.A., and M. de Nooij (2003), "The impact of energy conservation on technology and economic growth", in *Resource and Energy Economics* 25(1): 59-79.
- Stephan, G., G. Müller-Fürstenberger, P. Previdoli (1997), "Overlapping Generations Or Infinitely-Lived Agents: Intergenerational Altruism And The Economics Of Global Warming", *Environmental and Resource Economics*, 10:27-40.
- Swart, R., J.R. Moreira, T. Morita, N. Nakicenovic, H. Pitcher, H-H. Rogner (2003), "We disagree with Hoffert *et al.*", *Science* 300: 582.
- Van der Zwaan B.C.C., R. Gerlagh, G. Klaassen, and L. Schrattenholzer (2002), "Endogenous technological change in climate change modelling", *Energy Economics* 24:1-19.
- Varian, Hal R. (1992), *Microeconomic analysis*, W.W. Norton & Company; 3rd edition.
- Verdier, T. (1995) "Environmental Pollution and Endogenous Growth", in C. Carraro and J. Filar, eds., *Control and Game-Theoretic Models of the Environment*, Birckhauser, Boston.
- Weyant, J.P. and T. Olavson (1999), "Issues in modeling induced technological change in energy, environment, and climate policy", in *Environmental Modeling and Assessment* 4: 67-85.
- World Bank, (1999). *World Development Indicators, 1999*. World Bank, Washington, DC.

NOTE DI LAVORO DELLA FONDAZIONE ENI ENRICO MATTEI

Fondazione Eni Enrico Mattei Working Paper Series

Our working papers are available on the Internet at the following addresses:

<http://www.feem.it/Feem/Pub/Publications/WPapers/default.html>

<http://papers.ssrn.com>

SUST	1.2002	<i>K. TANO, M.D. FAMINOW, M. KAMUANGA and B. SWALLOW: <u>Using Conjoint Analysis to Estimate Farmers' Preferences for Cattle Traits in West Africa</u></i>
ETA	2.2002	<i>Efrem CASTELNUOVO and Paolo SURICO: <u>What Does Monetary Policy Reveal about Central Bank's Preferences?</u></i>
WAT	3.2002	<i>Duncan KNOWLER and Edward BARBIER: <u>The Economics of a "Mixed Blessing" Effect: A Case Study of the Black Sea</u></i>
CLIM	4.2002	<i>Andreas LÖSCHEL: <u>Technological Change in Economic Models of Environmental Policy: A Survey</u></i>
VOL	5.2002	<i>Carlo CARRARO and Carmen MARCHIORI: <u>Stable Coalitions</u></i>
CLIM	6.2002	<i>Marzio GALEOTTI, Alessandro LANZA and Matteo MANERA: <u>Rockets and Feathers Revisited: An International Comparison on European Gasoline Markets</u></i>
ETA	7.2002	<i>Effrosyni DIAMANTOUDI and Efthios S. SARTZETAKIS: <u>Stable International Environmental Agreements: An Analytical Approach</u></i>
KNOW	8.2002	<i>Alain DESDOIGTS: <u>Neoclassical Convergence Versus Technological Catch-up: A Contribution for Reaching a Consensus</u></i>
NRM	9.2002	<i>Giuseppe DI VITA: <u>Renewable Resources and Waste Recycling</u></i>
KNOW	10.2002	<i>Giorgio BRUNELLO: <u>Is Training More Frequent when Wage Compression is Higher? Evidence from 11 European Countries</u></i>
ETA	11.2002	<i>Mordecai KURZ, Hehui JIN and Maurizio MOTOLESE: <u>Endogenous Fluctuations and the Role of Monetary Policy</u></i>
KNOW	12.2002	<i>Reyer GERLAGH and Marjan W. HOFKES: <u>Escaping Lock-in: The Scope for a Transition towards Sustainable Growth?</u></i>
NRM	13.2002	<i>Michele MORETTO and Paolo ROSATO: <u>The Use of Common Property Resources: A Dynamic Model</u></i>
CLIM	14.2002	<i>Philippe QUIRION: <u>Macroeconomic Effects of an Energy Saving Policy in the Public Sector</u></i>
CLIM	15.2002	<i>Roberto ROSON: <u>Dynamic and Distributional Effects of Environmental Revenue Recycling Schemes: Simulations with a General Equilibrium Model of the Italian Economy</u></i>
CLIM	16.2002	<i>Francesco RICCI (I): <u>Environmental Policy Growth when Inputs are Differentiated in Pollution Intensity</u></i>
ETA	17.2002	<i>Alberto PETRUCCI: <u>Devaluation (Levels versus Rates) and Balance of Payments in a Cash-in-Advance Economy</u></i>
Coalition Theory Network	18.2002	<i>László Á. KÓCZY (liv): <u>The Core in the Presence of Externalities</u></i>
Coalition Theory Network	19.2002	<i>Steven J. BRAMS, Michael A. JONES and D. Marc KILGOUR (liv): <u>Single-Peakedness and Disconnected Coalitions</u></i>
Coalition Theory Network	20.2002	<i>Guillaume HAERINGER (liv): <u>On the Stability of Cooperation Structures</u></i>
NRM	21.2002	<i>Fausto CAVALLARO and Luigi CIRAOLO: <u>Economic and Environmental Sustainability: A Dynamic Approach in Insular Systems</u></i>
CLIM	22.2002	<i>Barbara BUCHNER, Carlo CARRARO, Igor CERSOSIMO and Carmen MARCHIORI: <u>Back to Kyoto? US Participation and the Linkage between R&D and Climate Cooperation</u></i>
CLIM	23.2002	<i>Andreas LÖSCHEL and ZhongXIANG ZHANG: <u>The Economic and Environmental Implications of the US Repudiation of the Kyoto Protocol and the Subsequent Deals in Bonn and Marrakech</u></i>
ETA	24.2002	<i>Marzio GALEOTTI, Louis J. MACCINI and Fabio SCHIANTARELLI: <u>Inventories, Employment and Hours</u></i>
CLIM	25.2002	<i>Hannes EGLI: <u>Are Cross-Country Studies of the Environmental Kuznets Curve Misleading? New Evidence from Time Series Data for Germany</u></i>
ETA	26.2002	<i>Adam B. JAFFE, Richard G. NEWELL and Robert N. STAVINS: <u>Environmental Policy and Technological Change</u></i>
SUST	27.2002	<i>Joseph C. COOPER and Giovanni SIGNORELLO: <u>Farmer Premiums for the Voluntary Adoption of Conservation Plans</u></i>
SUST	28.2002	<i><u>The ANSEA Network: Towards An Analytical Strategic Environmental Assessment</u></i>
KNOW	29.2002	<i>Paolo SURICO: <u>Geographic Concentration and Increasing Returns: a Survey of Evidence</u></i>
ETA	30.2002	<i>Robert N. STAVINS: <u>Lessons from the American Experiment with Market-Based Environmental Policies</u></i>

NRM	31.2002	<i>Carlo GIUPPONI and Paolo ROSATO: <u>Multi-Criteria Analysis and Decision-Support for Water Management at the Catchment Scale: An Application to Diffuse Pollution Control in the Venice Lagoon</u></i>
NRM	32.2002	<i>Robert N. STAVINS: <u>National Environmental Policy During the Clinton Years</u></i>
KNOW	33.2002	<i>A. SOUBEYRAN and H. STAHN : <u>Do Investments in Specialized Knowledge Lead to Composite Good Industries?</u></i>
KNOW	34.2002	<i>G. BRUNELLO, M.L. PARISI and Daniela SONEDDA: <u>Labor Taxes, Wage Setting and the Relative Wage Effect</u></i>
CLIM	35.2002	<i>C. BOEMARE and P. QUIRION (lv): <u>Implementing Greenhouse Gas Trading in Europe: Lessons from Economic Theory and International Experiences</u></i>
CLIM	36.2002	<i>T. TIETENBERG (lv): <u>The Tradable Permits Approach to Protecting the Commons: What Have We Learned?</u></i>
CLIM	37.2002	<i>K. REHDANZ and R.J.S. TOL (lv): <u>On National and International Trade in Greenhouse Gas Emission Permits</u></i>
CLIM	38.2002	<i>C. FISCHER (lv): <u>Multinational Taxation and International Emissions Trading</u></i>
SUST	39.2002	<i>G. SIGNORELLO and G. PAPPALARDO: <u>Farm Animal Biodiversity Conservation Activities in Europe under the Framework of Agenda 2000</u></i>
NRM	40.2002	<i>S.M. CAVANAGH, W. M. HANEMANN and R. N. STAVINS: <u>Muffled Price Signals: Household Water Demand under Increasing-Block Prices</u></i>
NRM	41.2002	<i>A. J. PLANTINGA, R. N. LUBOWSKI and R. N. STAVINS: <u>The Effects of Potential Land Development on Agricultural Land Prices</u></i>
CLIM	42.2002	<i>C. OHL (lvi): <u>Inducing Environmental Co-operation by the Design of Emission Permits</u></i>
CLIM	43.2002	<i>J. EYCKMANS, D. VAN REGEMORTER and V. VAN STEENBERGHE (lvi): <u>Is Kyoto Fatally Flawed? An Analysis with MacGEM</u></i>
CLIM	44.2002	<i>A. ANTOCI and S. BORGHESI (lvi): <u>Working Too Much in a Polluted World: A North-South Evolutionary Model</u></i>
ETA	45.2002	<i>P. G. FREDRIKSSON, Johan A. LIST and Daniel MILLIMET (lvi): <u>Chasing the Smokestack: Strategic Policymaking with Multiple Instruments</u></i>
ETA	46.2002	<i>Z. YU (lvi): <u>A Theory of Strategic Vertical DFI and the Missing Pollution-Haven Effect</u></i>
SUST	47.2002	<i>Y. H. FARZIN: <u>Can an Exhaustible Resource Economy Be Sustainable?</u></i>
SUST	48.2002	<i>Y. H. FARZIN: <u>Sustainability and Hamiltonian Value</u></i>
KNOW	49.2002	<i>C. PIGA and M. VIVARELLI: <u>Cooperation in R&D and Sample Selection</u></i>
Coalition Theory Network Coalition Theory Network	50.2002	<i>M. SERTEL and A. SLINKO (liv): <u>Ranking Committees, Words or Multisets</u></i>
ETA	51.2002	<i>Sergio CURRARINI (liv): <u>Stable Organizations with Externalities</u></i>
ETA	52.2002	<i>Robert N. STAVINS: <u>Experience with Market-Based Policy Instruments</u></i>
ETA	53.2002	<i>C.C. JAEGER, M. LEIMBACH, C. CARRARO, K. HASSELMANN, J.C. HOURCADE, A. KEELER and R. KLEIN (liii): <u>Integrated Assessment Modeling: Modules for Cooperation</u></i>
CLIM	54.2002	<i>Scott BARRETT (liii): <u>Towards a Better Climate Treaty</u></i>
ETA	55.2002	<i>Richard G. NEWELL and Robert N. STAVINS: <u>Cost Heterogeneity and the Potential Savings from Market-Based Policies</u></i>
SUST	56.2002	<i>Paolo ROSATO and Edi DEFRANCESCO: <u>Individual Travel Cost Method and Flow Fixed Costs</u></i>
SUST	57.2002	<i>Vladimir KOTOV and Elena NIKITINA (lvii): <u>Reorganisation of Environmental Policy in Russia: The Decade of Success and Failures in Implementation of Perspective Quests</u></i>
SUST	58.2002	<i>Vladimir KOTOV (lvii): <u>Policy in Transition: New Framework for Russia's Climate Policy</u></i>
SUST	59.2002	<i>Fanny MISSFELDT and Arturo VILLAVICENCO (lvii): <u>How Can Economies in Transition Pursue Emissions Trading or Joint Implementation?</u></i>
VOL	60.2002	<i>Giovanni DI BARTOLOMEO, Jacob ENGWERDA, Joseph PLASMANS and Bas VAN AARLE: <u>Staying Together or Breaking Apart: Policy-Makers' Endogenous Coalitions Formation in the European Economic and Monetary Union</u></i>
ETA	61.2002	<i>Robert N. STAVINS, Alexander F. WAGNER and Gernot WAGNER: <u>Interpreting Sustainability in Economic Terms: Dynamic Efficiency Plus Intergenerational Equity</u></i>
PRIV	62.2002	<i>Carlo CAPUANO: <u>Demand Growth, Entry and Collusion Sustainability</u></i>
PRIV	63.2002	<i>Federico MUNARI and Raffaele ORIANI: <u>Privatization and R&D Performance: An Empirical Analysis Based on Tobin's Q</u></i>
PRIV	64.2002	<i>Federico MUNARI and Maurizio SOBRERO: <u>The Effects of Privatization on R&D Investments and Patent Productivity</u></i>
SUST	65.2002	<i>Orley ASHENFELTER and Michael GREENSTONE: <u>Using Mandated Speed Limits to Measure the Value of a Statistical Life</u></i>
ETA	66.2002	<i>Paolo SURICO: <u>US Monetary Policy Rules: the Case for Asymmetric Preferences</u></i>
PRIV	67.2002	<i>Rinaldo BRAU and Massimo FLORIO: <u>Privatisations as Price Reforms: Evaluating Consumers' Welfare Changes in the U.K.</u></i>
CLIM	68.2002	<i>Barbara K. BUCHNER and Roberto ROSON: <u>Conflicting Perspectives in Trade and Environmental Negotiations</u></i>
CLIM	69.2002	<i>Philippe QUIRION: <u>Complying with the Kyoto Protocol under Uncertainty: Taxes or Tradable Permits?</u></i>
SUST	70.2002	<i>Anna ALBERINI, Patrizia RIGANTI and Alberto LONGO: <u>Can People Value the Aesthetic and Use Services of Urban Sites? Evidence from a Survey of Belfast Residents</u></i>
SUST	71.2002	<i>Marco PERCOCO: <u>Discounting Environmental Effects in Project Appraisal</u></i>

NRM	72.2002	<i>Philippe BONTEMS and Pascal FAVARD: <u>Input Use and Capacity Constraint under Uncertainty: The Case of Irrigation</u></i>
PRIV	73.2002	<i>Mohammed OMRAN: <u>The Performance of State-Owned Enterprises and Newly Privatized Firms: Empirical Evidence from Egypt</u></i>
PRIV	74.2002	<i>Mike BURKART, Fausto PANUNZI and Andrei SHLEIFER: <u>Family Firms</u></i>
PRIV	75.2002	<i>Emmanuelle AURIOL, Pierre M. PICARD: <u>Privatizations in Developing Countries and the Government Budget Constraint</u></i>
PRIV	76.2002	<i>Nichole M. CASTATER: <u>Privatization as a Means to Societal Transformation: An Empirical Study of Privatization in Central and Eastern Europe and the Former Soviet Union</u></i>
PRIV	77.2002	<i>Christoph LÜLSFESMANN: <u>Benevolent Government, Managerial Incentives, and the Virtues of Privatization</u></i>
PRIV	78.2002	<i>Kate BISHOP, Igor FILATOTCHEV and Tomasz MICKIEWICZ: <u>Endogenous Ownership Structure: Factors Affecting the Post-Privatisation Equity in Largest Hungarian Firms</u></i>
PRIV	79.2002	<i>Theodora WELCH and Rick MOLZ: <u>How Does Trade Sale Privatization Work? Evidence from the Fixed-Line Telecommunications Sector in Developing Economies</u></i>
PRIV	80.2002	<i>Alberto R. PETRUCCI: <u>Government Debt, Agent Heterogeneity and Wealth Displacement in a Small Open Economy</u></i>
CLIM	81.2002	<i>Timothy SWANSON and Robin MASON (Ivi): <u>The Impact of International Environmental Agreements: The Case of the Montreal Protocol</u></i>
PRIV	82.2002	<i>George R.G. CLARKE and Lixin Colin XU: <u>Privatization, Competition and Corruption: How Characteristics of Bribe Takers and Payers Affect Bribe Payments to Utilities</u></i>
PRIV	83.2002	<i>Massimo FLORIO and Katuscia MANZONI: <u>The Abnormal Returns of UK Privatisations: From Underpricing to Outperformance</u></i>
NRM	84.2002	<i>Nelson LOURENÇO, Carlos RUSSO MACHADO, Maria do ROSÁRIO JORGE and Luis RODRIGUES: <u>An Integrated Approach to Understand Territory Dynamics. The Coastal Alentejo (Portugal)</u></i>
CLIM	85.2002	<i>Peter ZAPFEL and Matti VAINIO (Iv): <u>Pathways to European Greenhouse Gas Emissions Trading History and Misconceptions</u></i>
CLIM	86.2002	<i>Pierre COURTOIS: <u>Influence Processes in Climate Change Negotiations: Modelling the Rounds</u></i>
ETA	87.2002	<i>Vito FRAGNELLI and Maria Erminia MARINA (Iviii): <u>Environmental Pollution Risk and Insurance</u></i>
ETA	88.2002	<i>Laurent FRANCKX (Iviii): <u>Environmental Enforcement with Endogenous Ambient Monitoring</u></i>
ETA	89.2002	<i>Tim GOESCHL and Timothy M. SWANSON (Iviii): <u>Lost Horizons. The noncooperative management of an evolutionary biological system.</u></i>
ETA	90.2002	<i>Hans KEIDING (Iviii): <u>Environmental Effects of Consumption: An Approach Using DEA and Cost Sharing</u></i>
ETA	91.2002	<i>Wietze LISE (Iviii): <u>A Game Model of People's Participation in Forest Management in Northern India</u></i>
CLIM	92.2002	<i>Jens HORBACH: <u>Structural Change and Environmental Kuznets Curves</u></i>
ETA	93.2002	<i>Martin P. GROSSKOPF: <u>Towards a More Appropriate Method for Determining the Optimal Scale of Production Units</u></i>
VOL	94.2002	<i>Scott BARRETT and Robert STAVINS: <u>Increasing Participation and Compliance in International Climate Change Agreements</u></i>
CLIM	95.2002	<i>Banu BAYRAMOGLU LISE and Wietze LISE: <u>Climate Change, Environmental NGOs and Public Awareness in the Netherlands: Perceptions and Reality</u></i>
CLIM	96.2002	<i>Matthieu GLACHANT: <u>The Political Economy of Emission Tax Design in Environmental Policy</u></i>
KNOW	97.2002	<i>Kenn ARIGA and Giorgio BRUNELLO: <u>Are the More Educated Receiving More Training? Evidence from Thailand</u></i>
ETA	98.2002	<i>Gianfranco FORTE and Matteo MANERA: <u>Forecasting Volatility in European Stock Markets with Non-linear GARCH Models</u></i>
ETA	99.2002	<i>Geoffrey HEAL: <u>Bundling Biodiversity</u></i>
ETA	100.2002	<i>Geoffrey HEAL, Brian WALKER, Simon LEVIN, Kenneth ARROW, Partha DASGUPTA, Gretchen DAILY, Paul EHRlich, Karl-Goran MALER, Nils KAUTSKY, Jane LUBCHENCO, Steve SCHNEIDER and David STARRETT: <u>Genetic Diversity and Interdependent Crop Choices in Agriculture</u></i>
ETA	101.2002	<i>Geoffrey HEAL: <u>Biodiversity and Globalization</u></i>
VOL	102.2002	<i>Andreas LANGE: <u>Heterogeneous International Agreements – If per capita emission levels matter</u></i>
ETA	103.2002	<i>Pierre-André JOUVET and Walid OUESLATI: <u>Tax Reform and Public Spending Trade-offs in an Endogenous Growth Model with Environmental Externality</u></i>
ETA	104.2002	<i>Anna BOTTASSO and Alessandro SEMBENELLI: <u>Does Ownership Affect Firms' Efficiency? Panel Data Evidence on Italy</u></i>
PRIV	105.2002	<i>Bernardo BORTOLOTTI, Frank DE JONG, Giovanna NICODANO and Ibolya SCHINDELE: <u>Privatization and Stock Market Liquidity</u></i>
ETA	106.2002	<i>Haruo IMAI and Mayumi HORIE (Iviii): <u>Pre-Negotiation for an International Emission Reduction Game</u></i>
PRIV	107.2002	<i>Sudeshna GHOSH BANERJEE and Michael C. MUNGER: <u>Move to Markets? An Empirical Analysis of Privatisation in Developing Countries</u></i>
PRIV	108.2002	<i>Guillaume GIRMENS and Michel GUILLARD: <u>Privatization and Investment: Crowding-Out Effect vs Financial Diversification</u></i>
PRIV	109.2002	<i>Alberto CHONG and Florencio LÓPEZ-DE-SILANES: <u>Privatization and Labor Force Restructuring Around the World</u></i>
PRIV	110.2002	<i>Nandini GUPTA: <u>Partial Privatization and Firm Performance</u></i>
PRIV	111.2002	<i>François DEGEORGE, Dirk JENTER, Alberto MOEL and Peter TUFANO: <u>Selling Company Shares to Reluctant Employees: France Telecom's Experience</u></i>

PRIV	112.2002	<i>Isaac OTCHERE</i> : <u>Intra-Industry Effects of Privatization Announcements: Evidence from Developed and Developing Countries</u>
PRIV	113.2002	<i>Yannis KATSOULAKOS and Elissavet LIKOYANNI</i> : <u>Fiscal and Other Macroeconomic Effects of Privatization</u>
PRIV	114.2002	<i>Guillaume GIRMENS</i> : <u>Privatization, International Asset Trade and Financial Markets</u>
PRIV	115.2002	<i>D. Teja FLOTHO</i> : <u>A Note on Consumption Correlations and European Financial Integration</u>
PRIV	116.2002	<i>Ibolya SCHINDELE and Enrico C. PEROTTI</i> : <u>Pricing Initial Public Offerings in Premature Capital Markets: The Case of Hungary</u>
PRIV	1.2003	<i>Gabriella CHIESA and Giovanna NICODANO</i> : <u>Privatization and Financial Market Development: Theoretical Issues</u>
PRIV	2.2003	<i>Ibolya SCHINDELE</i> : <u>Theory of Privatization in Eastern Europe: Literature Review</u>
PRIV	3.2003	<i>Wietze LISE, Claudia KEMFERT and Richard S.J. TOL</i> : <u>Strategic Action in the Liberalised German Electricity Market</u>
CLIM	4.2003	<i>Laura MARSILIANI and Thomas I. RENSTRÖM</i> : <u>Environmental Policy and Capital Movements: The Role of Government Commitment</u>
KNOW	5.2003	<i>Reyer GERLAGH</i> : <u>Induced Technological Change under Technological Competition</u>
ETA	6.2003	<i>Efrem CASTELNUOVO</i> : <u>Squeezing the Interest Rate Smoothing Weight with a Hybrid Expectations Model</u>
SIEV	7.2003	<i>Anna ALBERINI, Alberto LONGO, Stefania TONIN, Francesco TROMBETTA and Margherita TURVANI</i> : <u>The Role of Liability, Regulation and Economic Incentives in Brownfield Remediation and Redevelopment: Evidence from Surveys of Developers</u>
NRM	8.2003	<i>Elissaios POPYRAKIS and Reyer GERLAGH</i> : <u>Natural Resources: A Blessing or a Curse?</u>
CLIM	9.2003	<i>A. CAPARRÓS, J.-C. PEREAU and T. TAZDAÏT</i> : <u>North-South Climate Change Negotiations: a Sequential Game with Asymmetric Information</u>
KNOW	10.2003	<i>Giorgio BRUNELLO and Daniele CHECCHI</i> : <u>School Quality and Family Background in Italy</u>
CLIM	11.2003	<i>Efrem CASTELNUOVO and Marzio GALEOTTI</i> : <u>Learning By Doing vs Learning By Researching in a Model of Climate Change Policy Analysis</u>
KNOW	12.2003	<i>Carole MAIGNAN, Gianmarco OTTAVIANO and Dino PINELLI (eds.)</i> : <u>Economic Growth, Innovation, Cultural Diversity: What are we all talking about? A critical survey of the state-of-the-art</u>
KNOW	13.2003	<i>Carole MAIGNAN, Gianmarco OTTAVIANO, Dino PINELLI and Francesco RULLANI (lix)</i> : <u>Bio-Ecological Diversity vs. Socio-Economic Diversity. A Comparison of Existing Measures</u>
KNOW	14.2003	<i>Maddy JAASSENS and Chris STEYAERT (lix)</i> : <u>Theories of Diversity within Organisation Studies: Debates and Future Trajectories</u>
KNOW	15.2003	<i>Tuzin BAYCAN LEVENT, Enno MASUREL and Peter NIJKAMP (lix)</i> : <u>Diversity in Entrepreneurship: Ethnic and Female Roles in Urban Economic Life</u>
KNOW	16.2003	<i>Alexandra BITUSIKOVA (lix)</i> : <u>Post-Communist City on its Way from Grey to Colourful: The Case Study from Slovakia</u>
KNOW	17.2003	<i>Billy E. VAUGHN and Katarina MLEKOV (lix)</i> : <u>A Stage Model of Developing an Inclusive Community</u>
KNOW	18.2003	<i>Selma van LONDEN and Arie de RUIJTER (lix)</i> : <u>Managing Diversity in a Globalizing World</u>
Coalition Theory Network	19.2003	<i>Sergio CURRARINI</i> : <u>On the Stability of Hierarchies in Games with Externalities</u>
PRIV	20.2003	<i>Giacomo CALZOLARI and Alessandro PAVAN (lx)</i> : <u>Monopoly with Resale</u>
PRIV	21.2003	<i>Claudio MEZZETTI (lx)</i> : <u>Auction Design with Interdependent Valuations: The Generalized Revelation Principle, Efficiency, Full Surplus Extraction and Information Acquisition</u>
PRIV	22.2003	<i>Marco LiCalzi and Alessandro PAVAN (lx)</i> : <u>Tilting the Supply Schedule to Enhance Competition in Uniform-Price Auctions</u>
PRIV	23.2003	<i>David ETTINGER (lx)</i> : <u>Bidding among Friends and Enemies</u>
PRIV	24.2003	<i>Hannu VARTAINEN (lx)</i> : <u>Auction Design without Commitment</u>
PRIV	25.2003	<i>Matti KELOHARJU, Kjell G. NYBORG and Kristian RYDQVIST (lx)</i> : <u>Strategic Behavior and Underpricing in Uniform Price Auctions: Evidence from Finnish Treasury Auctions</u>
PRIV	26.2003	<i>Christine A. PARLOUR and Uday RAJAN (lx)</i> : <u>Rationing in IPOs</u>
PRIV	27.2003	<i>Kjell G. NYBORG and Ilya A. STREBULAEV (lx)</i> : <u>Multiple Unit Auctions and Short Squeezes</u>
PRIV	28.2003	<i>Anders LUNANDER and Jan-Eric NILSSON (lx)</i> : <u>Taking the Lab to the Field: Experimental Tests of Alternative Mechanisms to Procure Multiple Contracts</u>
PRIV	29.2003	<i>TangaMcDANIEL and Karsten NEUHOFF (lx)</i> : <u>Use of Long-term Auctions for Network Investment</u>
PRIV	30.2003	<i>Emiel MAASLAND and Sander ONDERSTAL (lx)</i> : <u>Auctions with Financial Externalities</u>
ETA	31.2003	<i>Michael FINUS and Bianca RUNDSHAGEN</i> : <u>A Non-cooperative Foundation of Core-Stability in Positive Externality NTU-Coalition Games</u>
KNOW	32.2003	<i>Michele MORETTO</i> : <u>Competition and Irreversible Investments under Uncertainty</u>
PRIV	33.2003	<i>Philippe QUIRION</i> : <u>Relative Quotas: Correct Answer to Uncertainty or Case of Regulatory Capture?</u>
KNOW	34.2003	<i>Giuseppe MEDA, Claudio PIGA and Donald SIEGEL</i> : <u>On the Relationship between R&D and Productivity: A Treatment Effect Analysis</u>
ETA	35.2003	<i>Alessandra DEL BOCA, Marzio GALEOTTI and Paola ROTA</i> : <u>Non-convexities in the Adjustment of Different Capital Inputs: A Firm-level Investigation</u>

GG	36.2003	<i>Matthieu GLACHANT</i> : <u>Voluntary Agreements under Endogenous Legislative Threats</u>
PRIV	37.2003	<i>Narjess BOUBAKRI, Jean-Claude COSSET and Omrane GUEDHAM</i> : <u>Postprivatization Corporate Governance: the Role of Ownership Structure and Investor Protection</u>
CLIM	38.2003	<i>Rolf GOLOMBEK and Michael HOEL</i> : <u>Climate Policy under Technology Spillovers</u>
KNOW	39.2003	<i>Slim BEN YOUSSEF</i> : <u>Transboundary Pollution, R&D Spillovers and International Trade</u>
CTN	40.2003	<i>Carlo CARRARO and Carmen MARCHIORI</i> : <u>Endogenous Strategic Issue Linkage in International Negotiations</u>
KNOW	41.2003	<i>Sonia OREFFICE</i> : <u>Abortion and Female Power in the Household: Evidence from Labor Supply</u>
KNOW	42.2003	<i>Timo GOESCHL and Timothy SWANSON</i> : <u>On Biology and Technology: The Economics of Managing Biotechnologies</u>
ETA	43.2003	<i>Giorgio Busetti and Matteo MANERA</i> : <u>STAR-GARCH Models for Stock Market Interactions in the Pacific Basin Region, Japan and US</u>
CLIM	44.2003	<i>Katrin MILLOCK and Céline NAUGES</i> : <u>The French Tax on Air Pollution: Some Preliminary Results on its Effectiveness</u>
PRIV	45.2003	<i>Bernardo BORTOLOTTI and Paolo PINOTTI</i> : <u>The Political Economy of Privatization</u>
SIEV	46.2003	<i>Elbert DIJKGRAAF and Herman R.J. VOLLEBERGH</i> : <u>Burn or Bury? A Social Cost Comparison of Final Waste Disposal Methods</u>
ETA	47.2003	<i>Jens HORBACH</i> : <u>Employment and Innovations in the Environmental Sector: Determinants and Econometrical Results for Germany</u>
CLIM	48.2003	<i>Lori SNYDER, Nolan MILLER and Robert STAVINS</i> : <u>The Effects of Environmental Regulation on Technology Diffusion: The Case of Chlorine Manufacturing</u>
CLIM	49.2003	<i>Lori SNYDER, Robert STAVINS and Alexander F. WAGNER</i> : <u>Private Options to Use Public Goods. Exploiting Revealed Preferences to Estimate Environmental Benefits</u>
CTN	50.2003	<i>László Á. KÓCZY and Luc LAUWERS (Ixi)</i> : <u>The Minimal Dominant Set is a Non-Empty Core-Extension</u>
CTN	51.2003	<i>Matthew O. JACKSON (Ixi)</i> : <u>Allocation Rules for Network Games</u>
CTN	52.2003	<i>Ana MAULEON and Vincent VANNEBELBOSCH (Ixi)</i> : <u>Farsightedness and Cautiousness in Coalition Formation</u>
CTN	53.2003	<i>Fernando VEGA-REDONDO (Ixi)</i> : <u>Building Up Social Capital in a Changing World: a network approach</u>
CTN	54.2003	<i>Matthew HAAG and Roger LAGUNOFF (Ixi)</i> : <u>On the Size and Structure of Group Cooperation</u>
CTN	55.2003	<i>Taiji FURUSAWA and Hideo KONISHI (Ixi)</i> : <u>Free Trade Networks</u>
CTN	56.2003	<i>Halis Murat YILDIZ (Ixi)</i> : <u>National Versus International Mergers and Trade Liberalization</u>
CTN	57.2003	<i>Santiago RUBIO and Alistair ULPH (Ixi)</i> : <u>An Infinite-Horizon Model of Dynamic Membership of International Environmental Agreements</u>
KNOW	58.2003	<i>Carole MAIGNAN, Dino PINELLI and Gianmarco I.P. OTTAVIANO</i> : <u>ICT, Clusters and Regional Cohesion: A Summary of Theoretical and Empirical Research</u>
KNOW	59.2003	<i>Giorgio BELLETTINI and Gianmarco I.P. OTTAVIANO</i> : <u>Special Interests and Technological Change</u>
ETA	60.2003	<i>Ronnie SCHÖB</i> : <u>The Double Dividend Hypothesis of Environmental Taxes: A Survey</u>
CLIM	61.2003	<i>Michael FINUS, Ekko van IERLAND and Robert DELLINK</i> : <u>Stability of Climate Coalitions in a Cartel Formation Game</u>
GG	62.2003	<i>Michael FINUS and Bianca RUNDSHAGEN</i> : <u>How the Rules of Coalition Formation Affect Stability of International Environmental Agreements</u>
SIEV	63.2003	<i>Alberto PETRUCCI</i> : <u>Taxing Land Rent in an Open Economy</u>
CLIM	64.2003	<i>Joseph E. ALDY, Scott BARRETT and Robert N. STAVINS</i> : <u>Thirteen Plus One: A Comparison of Global Climate Policy Architectures</u>
SIEV	65.2003	<i>Edi DEFRANCESCO</i> : <u>The Beginning of Organic Fish Farming in Italy</u>
SIEV	66.2003	<i>Klaus CONRAD</i> : <u>Price Competition and Product Differentiation when Consumers Care for the Environment</u>
SIEV	67.2003	<i>Paulo A.L.D. NUNES, Luca ROSSETTO, Arianne DE BLAEIJ</i> : <u>Monetary Value Assessment of Clam Fishing Management Practices in the Venice Lagoon: Results from a Stated Choice Exercise</u>
CLIM	68.2003	<i>ZhongXiang ZHANG</i> : <u>Open Trade with the U.S. Without Compromising Canada's Ability to Comply with its Kyoto Target</u>
KNOW	69.2003	<i>David FRANTZ (Iix)</i> : <u>Lorenzo Market between Diversity and Mutation</u>
KNOW	70.2003	<i>Ercole SORI (Iix)</i> : <u>Mapping Diversity in Social History</u>
KNOW	71.2003	<i>Ljiljana DERU SIMIC (Iixii)</i> : <u>What is Specific about Art/Cultural Projects?</u>
KNOW	72.2003	<i>Natalya V. TARANOVA (Iixii)</i> : <u>The Role of the City in Fostering Intergroup Communication in a Multicultural Environment: Saint-Petersburg's Case</u>
KNOW	73.2003	<i>Kristine CRANE (Iixii)</i> : <u>The City as an Arena for the Expression of Multiple Identities in the Age of Globalisation and Migration</u>
KNOW	74.2003	<i>Kazuma MATOBA (Iixii)</i> : <u>Glocal Dialogue- Transformation through Transcultural Communication</u>
KNOW	75.2003	<i>Catarina REIS OLIVEIRA (Iixii)</i> : <u>Immigrants' Entrepreneurial Opportunities: The Case of the Chinese in Portugal</u>
KNOW	76.2003	<i>Sandra WALLMAN (Iixii)</i> : <u>The Diversity of Diversity - towards a typology of urban systems</u>

KNOW	77.2003	<i>Richard PEARCE</i> (Ixii): <u>A Biologist's View of Individual Cultural Identity for the Study of Cities</u>
KNOW	78.2003	<i>Vincent MERK</i> (Ixii): <u>Communication Across Cultures: from Cultural Awareness to Reconciliation of the Dilemmas</u>
KNOW	79.2003	<i>Giorgio BELLETTINI, Carlotta BERTI CERONI and Gianmarco I.P. OTTAVIANO</i> : <u>Child Labor and Resistance to Change</u>
ETA	80.2003	<i>Michele MORETTO, Paolo M. PANTEGHINI and Carlo SCARPA</i> : <u>Investment Size and Firm's Value under Profit Sharing Regulation</u>
IEM	81.2003	<i>Alessandro LANZA, Matteo MANERA and Massimo GIOVANNINI</i> : <u>Oil and Product Dynamics in International Petroleum Markets</u>
CLIM	82.2003	<i>Y. Hossein FARZIN and Jinhua ZHAO</i> : <u>Pollution Abatement Investment When Firms Lobby Against Environmental Regulation</u>
CLIM	83.2003	<i>Giuseppe DI VITA</i> : <u>Is the Discount Rate Relevant in Explaining the Environmental Kuznets Curve?</u>
CLIM	84.2003	<i>Reyer GERLAGH and Wietze LISE</i> : <u>Induced Technological Change Under Carbon Taxes</u>

(I) This paper was presented at the Workshop "Growth, Environmental Policies and Sustainability" organised by the Fondazione Eni Enrico Mattei, Venice, June 1, 2001

(Ii) This paper was presented at the Fourth Toulouse Conference on Environment and Resource Economics on "Property Rights, Institutions and Management of Environmental and Natural Resources", organised by Fondazione Eni Enrico Mattei, IDEI and INRA and sponsored by MATE, Toulouse, May 3-4, 2001

(Iii) This paper was presented at the International Conference on "Economic Valuation of Environmental Goods", organised by Fondazione Eni Enrico Mattei in cooperation with CORILA, Venice, May 11, 2001

(Iv) This paper was circulated at the International Conference on "Climate Policy – Do We Need a New Approach?", jointly organised by Fondazione Eni Enrico Mattei, Stanford University and Venice International University, Isola di San Servolo, Venice, September 6-8, 2001

(Iv) This paper was presented at the Seventh Meeting of the Coalition Theory Network organised by the Fondazione Eni Enrico Mattei and the CORE, Université Catholique de Louvain, Venice, Italy, January 11-12, 2002

(Iv) This paper was presented at the First Workshop of the Concerted Action on Tradable Emission Permits (CATEP) organised by the Fondazione Eni Enrico Mattei, Venice, Italy, December 3-4, 2001

(Ivi) This paper was presented at the ESF EURESCO Conference on Environmental Policy in a Global Economy "The International Dimension of Environmental Policy", organised with the collaboration of the Fondazione Eni Enrico Mattei, Acquafredda di Maratea, October 6-11, 2001

(Ivii) This paper was presented at the First Workshop of "CFEWE – Carbon Flows between Eastern and Western Europe", organised by the Fondazione Eni Enrico Mattei and Zentrum für Europäische Integrationsforschung (ZEI), Milan, July 5-6, 2001

(Iviii) This paper was presented at the Workshop on "Game Practice and the Environment", jointly organised by Università del Piemonte Orientale and Fondazione Eni Enrico Mattei, Alessandria, April 12-13, 2002

(Iix) This paper was presented at the ENGIME Workshop on "Mapping Diversity", Leuven, May 16-17, 2002

(Ix) This paper was presented at the EuroConference on "Auctions and Market Design: Theory, Evidence and Applications", organised by the Fondazione Eni Enrico Mattei, Milan, September 26-28, 2002

(Ix) This paper was presented at the Eighth Meeting of the Coalition Theory Network organised by the GREQAM, Aix-en-Provence, France, January 24-25, 2003

(Ixii) This paper was presented at the ENGIME Workshop on "Communication across Cultures in Multicultural Cities", The Hague, November 7-8, 2002

2002 SERIES

CLIM	<i>Climate Change Modelling and Policy</i> (Editor: Marzio Galeotti)
VOL	<i>Voluntary and International Agreements</i> (Editor: Carlo Carraro)
SUST	<i>Sustainability Indicators and Environmental Valuation</i> (Editor: Carlo Carraro)
NRM	<i>Natural Resources Management</i> (Editor: Carlo Giupponi)
KNOW	<i>Knowledge, Technology, Human Capital</i> (Editor: Dino Pinelli)
MGMT	<i>Corporate Sustainable Management</i> (Editor: Andrea Marsanich)
PRIV	<i>Privatisation, Regulation, Antitrust</i> (Editor: Bernardo Bortolotti)
ETA	<i>Economic Theory and Applications</i> (Editor: Carlo Carraro)

2003 SERIES

CLIM	<i>Climate Change Modelling and Policy</i> (Editor: Marzio Galeotti)
GG	<i>Global Governance</i> (Editor: Carlo Carraro)
SIEV	<i>Sustainability Indicators and Environmental Valuation</i> (Editor: Anna Alberini)
NRM	<i>Natural Resources Management</i> (Editor: Carlo Giupponi)
KNOW	<i>Knowledge, Technology, Human Capital</i> (Editor: Gianmarco Ottaviano)
IEM	<i>International Energy Markets</i> (Editor: Anil Markandya)
CSR	<i>Corporate Social Responsibility and Management</i> (Editor: Sabina Ratti)
PRIV	<i>Privatisation, Regulation, Antitrust</i> (Editor: Bernardo Bortolotti)
ETA	<i>Economic Theory and Applications</i> (Editor: Carlo Carraro)
CTN	<i>Coalition Theory Network</i>