

Paarsch, Harry J.; Brendstrup, Bjarne

Working Paper

Nonparametric Identification and Estimation of Multi-Unit, Sequential, Oral, Ascending-Price Auctions With Asymmetric Bidders

Nota di Lavoro, No. 11.2004

Provided in Cooperation with:

Fondazione Eni Enrico Mattei (FEEM)

Suggested Citation: Paarsch, Harry J.; Brendstrup, Bjarne (2004) : Nonparametric Identification and Estimation of Multi-Unit, Sequential, Oral, Ascending-Price Auctions With Asymmetric Bidders, Nota di Lavoro, No. 11.2004, Fondazione Eni Enrico Mattei (FEEM), Milano

This Version is available at:

<https://hdl.handle.net/10419/117890>

Standard-Nutzungsbedingungen:

Die Dokumente auf EconStor dürfen zu eigenen wissenschaftlichen Zwecken und zum Privatgebrauch gespeichert und kopiert werden.

Sie dürfen die Dokumente nicht für öffentliche oder kommerzielle Zwecke vervielfältigen, öffentlich ausstellen, öffentlich zugänglich machen, vertreiben oder anderweitig nutzen.

Sofern die Verfasser die Dokumente unter Open-Content-Lizenzen (insbesondere CC-Lizenzen) zur Verfügung gestellt haben sollten, gelten abweichend von diesen Nutzungsbedingungen die in der dort genannten Lizenz gewährten Nutzungsrechte.

Terms of use:

Documents in EconStor may be saved and copied for your personal and scholarly purposes.

You are not to copy documents for public or commercial purposes, to exhibit the documents publicly, to make them publicly available on the internet, or to distribute or otherwise use the documents in public.

If the documents have been made available under an Open Content Licence (especially Creative Commons Licences), you may exercise further usage rights as specified in the indicated licence.

**Nonparametric Identification
and Estimation of
Multi-Unit, Sequential, Oral,
Ascending-Price Auctions
With Asymmetric Bidders**

Bjarne Brendstrup and Harry J. Paarsch

NOTA DI LAVORO 11.2004

JANUARY 2004

PRA – Privatisation, Regulation, Antitrust

Bjarne Brendstrup, *Department of Economics, University of Aarhus*
Harry J. Paarsch, *Department of Economics, University of Iowa*

This paper can be downloaded without charge at:

The Fondazione Eni Enrico Mattei Note di Lavoro Series Index:
<http://www.feem.it/Feem/Pub/Publications/WPapers/default.htm>

Social Science Research Network Electronic Paper Collection:
http://papers.ssrn.com/abstract_id=XXXXXX

The opinions expressed in this paper do not necessarily reflect the position of
Fondazione Eni Enrico Mattei

Nonparametric Identification and Estimation of Multi-Unit, Sequential, Oral, Ascending-Price Auctions with Asymmetric Bidders

Summary

Within the independent private-values paradigm, we derive the data-generating process of the winning bid for the last unit sold at multi-unit sequential English auctions when bidder valuations are draws from different distributions; *i.e.*, in the presence of asymmetries. When the identity of the winner as well as the number of units won by each bidder in previous stages of the auction are observed, we demonstrate nonparametric identification and then propose two estimation strategies, one based on the empirical distribution function of winning bids for the last unit sold and the other based on approximation methods using orthogonal polynomials. We apply our methods to daily data from fish auctions held in Grenå, Denmark. For single-unit supply, we use our estimates to compare the revenues a seller could expect to earn were a Dutch auction employed instead.

Keywords: Asymmetric, Multi-unit, Sequential, Oral, Ascending-price fish auctions, Dutch auctions, Nonparametric identification and estimation

JEL Classification: C14, D44, L1, Q22

This paper has been presented at the EuroConference on "Auctions and Market Design: Theory, Evidence and Applications" organised by Fondazione Eni Enrico Mattei and sponsored by the EU, Milan, September 25-27, 2003.

Brendstrup thanks the Danish government for funding his Ph.D. studies, while Paarsch thanks the Danish Graduate Programme in Economics for funding a visit to the University of Aarhus during which this paper began. Paarsch also thanks the Ministerio de Educación, Cultura y Deporte de España for providing a grant to the Universitat Pompeu Fabra that made possible a sabbatical visit to the Instituto de Análisis Económico (CSIC) on the campus of the Universitat Autònoma de Barcelona in Bellaterra, Spain during which some of the paper was written. Much of Paarsch's later work was completed during a visit to the School of Economics at the University of New South Wales; he thanks the school for generous support and kind hospitality. The administrators of the Grenaa Fiskeauktion graciously made available their archives for which the authors are grateful. The authors are also grateful to Patrick Bajari, Stephen G. Donald, A. Ronald Gallant, Han Hong, Tong Li, and John Rust for helpful comments and useful suggestions.

Address for correspondence:

Harry J. Paarsch
Department of Economics
University of Iowa
108 Pappajohn Business Building
21 East Market Street
Iowa 52242-1000
USA
Phone: (319) 335-0936
Fax: (319) 335-1956
E-mail: hjp@paarsch.biz.uiowa.edu

1. Motivation and Introduction

During the last four decades, economists have made considerable progress in understanding the theoretical structure of strategic behaviour under market mechanisms, such as auctions, when a small number of potential participants exists; see Krishna (2002) for a comprehensive presentation and evaluation of progress.

One analytic device commonly used to describe bidder motivation at auctions is a continuous random variable which represents individual-specific heterogeneity in valuations. The conceptual experiment involves each potential bidder's receiving an independent draw from a distribution of valuations. Conditional on this random variable, the bidder is assumed to act purposefully, maximizing either the expected profit or the expected utility of profit from winning the auction. Another frequently-made assumption is that the bidders are *ex ante* symmetric, their independent draws coming from the same distribution of valuations, an assumption that then allows the researcher to focus on a representative agent's decision rule when describing equilibrium behaviour. However, at many real-world auctions and in many economic environments, the valuations across bidders are often better represented by draws from different distributions; *i.e.*, asymmetries are important.

Investigating equilibrium behaviour in the presence of asymmetries has challenged researchers for some time. Only under the most commonly-used informational assumptions, the independent private-values paradigm (IPVP) described above, has much progress been made. In particular, under some auction mechanisms, such as the oral, descending-price (also known as *Dutch*) auction, asymmetries can induce inefficient allocations, while under other mechanisms, such as the oral, ascending-price (also known as *English*) auction, efficient allocations obtain. Moreover, when asymmetries are present, the well-known Revenue Equivalence Proposition (REP) no longer holds. Of course, admitting multiple units of the same good complicates matters considerably as the research of Weber (1983), for example, has shown.

Most structural econometric research devoted to investigating equilibrium behaviour at auctions has involved single-unit auctions within the symmetric IPVP. Examples include Paarsch (1992,1997); Donald and Paarsch (1993,1996,2002); Laffont, Ossard, and Vuong (1995); Guerre, Perrigne, and Vuong (2000); Haile and Tamer (2003); and Li (2003). Of the few empirical papers in which multi-unit auctions have been considered Donald, Paarsch, and Robert (1996) and Brendstrup (2002) have investigated sequential, English auctions within the symmetric IPVP, while Jofre-Bonet and Pesendorfer (2003) have investigated the effects of capacity-constraint heterogeneity at sequential, low-price, sealed-bid procurement auctions with symmetric, independent private costs and Hortaçsu (2002) has investigated share auctions within the symmetric IPVP. Bajari (1997) dealt explicitly with asymmetric auctions, investigating low-price, sealed-bid, single-unit procurement auctions with independent asymmetric cost draws. Unlike the other papers, however, his is within a Bayesian framework.

Building on the research of Brendstrup (2002), we develop an empirical private-values framework within which asymmetries in valuations at multi-unit, sequential, English auctions can be investigated. Specifically, we propose a nonparametric structural-econometric strategy to identify and to estimate the distributions of latent valuations for different classes of bidders. We then implement this framework using daily data from a fish auction in Grenå, Denmark and, in the case of single-unit supply, we estimate how much additional revenue the administrators of the *Grenaa Fiskeauktion* could expect to gain were they to switch to an alternative and commonly-used selling mechanism, the Dutch auction; we also investigate the economic extent of the inefficiencies induced when this alternative selling mechanism is employed.

Our paper is in three more parts. In the next section, we outline a notation and then develop the intuition behind our approach, demonstrating its feasibility by first examining single-unit English auctions. In particular, we develop a simple theoretical model of bidder

behaviour at single-unit English auctions within the IPVP and then derive the data-generating process of the winning bid at such auctions when a bidder's valuation is an independent draw from one of several different classes of distributions; *i.e.*, in the presence of asymmetries. We then provide a constructive proof of Theorem 2 in Athey and Haile (2002) to demonstrate that the distributions of the different classes of latent valuations are nonparametrically identified when the identity of the winner is observed. We propose a semi-nonparametric estimation strategy based on methods of approximation using a particular family of orthogonal polynomials, Laguerre polynomials. We then show that our strategy admits observed, auction-specific covariates in a computationally parsimonious way. An appropriately modified semi-nonparametric estimator, based on another class of orthogonal polynomials, Hermite polynomials, proves quite attractive in practice. We apply our estimator to data from a sample of single-unit fish auctions held in Grenå, which was often spelt "Grenaa" in old Danish, and then use our estimates to undertake an exercise in comparative institutional design, evaluating the performance of the Dutch auction *vis-à-vis* the English auction. Having demonstrated the intuition as well as the feasibility of our approach, we then analyze in section 3 multi-unit auctions assuming that the numbers of units won by each bidder at earlier stages of the auctions are observed as well. We summarize and conclude in the final section of the paper. In an appendix, we document the creation of the data set used.

2. Single-Unit Auctions

We begin our analysis of multi-unit, sequential, English auctions by examining single-unit English auctions. We use this section to develop a notation, to introduce known results, and to demonstrate how our methods work within a well-understood environment. In the following section, we extend the framework in a natural way to sequential, multi-unit auctions.

2.1. Theoretical Model

We consider an English auction of a single object assuming that each of the $n(\geq 2)$ potential bidders is from one of J different *classes* where J is less than or equal to n . A potential bidder of class j draws his valuation independently from the cumulative distribution function $F_j(v)$ having corresponding probability density function $f_j(v)$. We assume that the F_j s have common support on the interval $[0, \infty)$.

We model the English auction using the Milgrom and Weber (1982) *clock model*. Specifically, the clock is set initially at some minimum (reserve) price and then proceeds to rise continuously. As the price rises, bidders signal their exit from the auction. For our purposes, it is unnecessary to be specific concerning this signalling. Suffice it to say that when all but one of the bidders have dropped out, the remaining bidder is the winner and the price he pays is the last bid his last opponent was willing to pay.

At English auctions within the IPVP, it is a dominant strategy for nonwinners to bid up to their true valuation. Hence, the winner will be the bidder with the highest valuation and the winning bid will be the second-highest valuation. From Balakrishnan and Rao (1998), we know that the probability density function of the second-highest order statistic of n independent draws, each from a different *type* of distribution, has the following form:

$$g_{(2:n)}(y|\mathbf{F}) = \frac{1}{(n-2)!} \text{Perm} \begin{pmatrix} F_{\text{type}(1)}(y) & \cdots & F_{\text{type}(n)}(y) \\ \vdots & \ddots & \vdots \\ F_{\text{type}(1)}(y) & \cdots & F_{\text{type}(n)}(y) \\ f_{\text{type}(1)}(y) & \cdots & f_{\text{type}(n)}(y) \\ [1 - F_{\text{type}(1)}(y)] & \cdots & [1 - F_{\text{type}(n)}(y)] \end{pmatrix} \quad (2.1)$$

where the vector \mathbf{F} collects the cumulative distribution functions of the J parent classes. The above matrix on the right is $(n \times n)$ where each column represents a bidder. The first $(n-2)$ rows list the cumulative distribution functions, while the last row lists the *survivor* functions, the $[1 - F_{\text{type}(i)}(y)]$ s, and the second-to-last row has the probability

density functions of the $F_{\text{type}(i)}(y)$ s. Here, $\text{type}(\cdot)$ is a function which returns a bidder's class; *e.g.*, if bidder i is of class j , then $\text{type}(i)$ returns j , so $F_{\text{type}(i)}(y)$ equals $F_j(y)$.

The symbol ‘‘Perm’’ outside the matrix above denotes the permanent operator. The permanent is similar to the determinant except all the principal minors have positive sign. An example for a (3×3) matrix is

$$\text{Perm} \begin{pmatrix} a & b & c \\ d & e & f \\ g & h & i \end{pmatrix} = a(ei + fh) + b(di + fg) + c(dh + eg).$$

Unlike the determinant, which in the transformation of random variables ensures that a probability density function integrates to one, the permanent is a counting device, like the permutation formula. It is especially useful when finding combinations from different types of distributions.

To see that equation (2.1) collapses to the probability density function of the second-highest order statistic when the F_j s are identical, recall that the probability density function of the second-highest order statistic from n independently and identically distributed draws from $F(y)$ is

$$g_{(2:n)}(y) = n(n-1)F(y)^{n-2}[1-F(y)]f(y).$$

With some loss of generality, consider the following illustrative example where n and J are both three. By equation (2.1),

$$\begin{aligned} g_{(2:3)}(y|\mathbf{F}) &= \text{Perm} \begin{pmatrix} F_1(y) & F_2(y) & F_3(y) \\ f_1(y) & f_2(y) & f_3(y) \\ [1-F_1(y)] & [1-F_2(y)] & [1-F_3(y)] \end{pmatrix} \\ &= F_1(y)[1-F_3(y)]f_2(y) + F_1(y)[1-F_2(y)]f_3(y) + \\ &\quad F_2(y)[1-F_3(y)]f_1(y) + F_2(y)[1-F_1(y)]f_3(y) + \\ &\quad F_3(y)[1-F_2(y)]f_1(y) + F_3(y)[1-F_1(y)]f_2(y). \end{aligned}$$

which one can show by direct substitution is

$$g_{(2:3)}(y) = 6F(y)[1 - F(y)]f(y)$$

when $F_j(y)$ equals $F(y)$ for $j = 1, 2, 3$. The purpose of introducing equation (2.1) and the above example is to illustrate that $g_{(2:3)}(y)$, the probability density function of the winning bid at the auction, will be a mixture of the J probability density functions $\{f_j(y)\}_{j=1}^J$, where the mixing weights vary with y . The model is nonparametrically unidentified when only data on the number of potential bidders n and the winning bid Y are observed.

2.2. Nonparametric Identification

The data available to a researcher determine identification. Our case is no different. Typically, at English auctions, the winning bid for each unit sold is readily available. Often, too, one can obtain transaction information (*e.g.*, receipts of sale or tax records) from the seller concerning who won the goods sold as well as the number of potential bidders (*e.g.*, a list of customers). In addition to these data, we assume that the researcher can classify each of the bidders present; this may just mean that the researcher assumes each bidder is different from each of his opponents. Given this information and under suitable regularity conditions, we can identify and estimate the parent cumulative distribution functions $\{F_j\}_{j=1}^J$.

By assumption, we know the identity of the winning bidder, so our model falls under Theorem 2 of Athey and Haile (2002) who cite Meilijson (1981) and Prakasa Rao (1992) to claim that all of the F_j s are nonparametrically identified. We provide a constructive proof of this theorem here because we believe it will help the reader to understand our proof in the multi-unit case, which is presented in section 3. To begin, we introduce some additional notation. Let $G_{(2:n)}^0(y, i)$ denote the true population cumulative distribution function of the winning bid at an auction won by bidder i and let $F_{\text{type}(i)}^0(y)$ denote the true population cumulative distribution function for class $\text{type}(i)$. Now, bidder i wins at price y when his

valuation exceeds those of his opponents *and* all of the valuations of his opponents are less than or equal to y , so

$$\begin{aligned} G_{(2:n)}^0(y, i) &= \Pr[(V_i \geq V_j \text{ and } (V_j \leq y \text{ } j \neq i))] \\ &= [1 - F_{\text{type}(i)}^0(y)] \prod_{j \neq i} F_{\text{type}(j)}^0(y) + \int_0^y \prod_{j \neq i} F_{\text{type}(j)}^0(u) dF_{\text{type}(i)}^0(u). \end{aligned} \quad (2.2)$$

Differentiating with respect to y both sides of (2.2) for each i yields:

$$\begin{aligned} dG_{(2:n)}^0(y, i) &= [1 - F_{\text{type}(i)}^0(y)] d \left[\prod_{j \neq i} F_{\text{type}(j)}^0(y) \right] - \prod_{j \neq i} F_{\text{type}(j)}^0(y) dF_{\text{type}(i)}^0(y) \\ &\quad + \prod_{j \neq i} F_{\text{type}(j)}^0(y) dF_{\text{type}(i)}^0(y) \\ &= [1 - F_{\text{type}(i)}^0(y)] d \left[\prod_{j \neq i} F_{\text{type}(j)}^0(y) \right]. \end{aligned}$$

Integrating back, we obtain

$$G_{(2:n)}^0(y, i) = \int_0^y [1 - F_{\text{type}(i)}^0(u)] d \left[\prod_{j \neq i} F_{\text{type}(j)}^0(u) \right].$$

Summing over i , we obtain the marginal

$$\begin{aligned} G_{(2:n)}^0(y) &= \sum_{i=1}^n G_{(2:n)}^0(y, i) \\ &= \sum_{i=1}^n \int_0^y [1 - F_{\text{type}(i)}^0(u)] d \left[\prod_{j \neq i} F_{\text{type}(j)}^0(u) \right] \\ &= \frac{1}{(n-2)!} \int_0^y \text{Perm} \begin{pmatrix} F_{\text{type}(1)}^0(y) & \cdots & F_{\text{type}(n)}^0(y) \\ \vdots & \ddots & \vdots \\ F_{\text{type}(1)}^0(y) & \cdots & F_{\text{type}(n)}^0(y) \\ f_{\text{type}(1)}^0(y) & \cdots & f_{\text{type}(n)}^0(y) \\ [1 - F_{\text{type}(1)}^0(y)] & \cdots & [1 - F_{\text{type}(n)}^0(y)] \end{pmatrix} dy. \end{aligned}$$

which establishes the link to equation (2.1). From

$$dG_{(2:n)}^0(y, i) = [1 - F_{\text{type}(i)}^0(y)] d \left[\prod_{j \neq i} F_{\text{type}(j)}^0(y) \right],$$

we obtain for each $i = 1, \dots, n$

$$\prod_{j \neq i} F_{\text{type}(j)}^0(y) = \int_0^y [1 - F_{\text{type}(i)}^0(u)]^{-1} dG_{(2:n)}^0(u, i).$$

Hence, we have a system of so-called *Pfaffian* integral equations. Taking the natural logarithm of both side for each $i = 1, \dots, n$ yields

$$\begin{aligned} \sum_{j \neq i} \log F_{\text{type}(j)}^0(y) &= \log \int_0^y [1 - F_{\text{type}(i)}^0(u)]^{-1} dG_{(2:n)}^0(u, i) \\ &= \log \int_0^y \exp \left\{ -\log[1 - F_{\text{type}(i)}^0(u)] \right\} dG_{(2:n)}^0(u, i) \end{aligned}$$

or, in matrix notation,

$$\mathbf{A} \log[\mathbf{F}_{\text{type}}^0(y)] = \log \left[\text{diag} \left(\int_0^y \exp \left\{ -\log[\boldsymbol{\iota}_n - \mathbf{F}_{\text{type}}^0(u)] \right\} d\mathbf{G}^0(u)^\top \right) \right]$$

where $\boldsymbol{\iota}_n$ is an $(n \times 1)$ vector of ones and

$$\mathbf{A} = \begin{pmatrix} 0 & 1 & 1 & \dots & 1 & 1 \\ 1 & 0 & 1 & \dots & 1 & 1 \\ 1 & 1 & 0 & \dots & 1 & 1 \\ \vdots & & & \ddots & & \vdots \\ 1 & 1 & 1 & \dots & 0 & 1 \\ 1 & 1 & 1 & \dots & 1 & 0 \end{pmatrix}$$

while $\mathbf{F}_{\text{type}}^0$ and $d\mathbf{G}^0$ are $(n \times 1)$ column vectors whose i^{th} rows equal $F_{\text{type}(i)}^0(y)$ and $dG_{(2:n)}^0(y, i)$, respectively. From Meilijson (1981), we know that this system of Pfaffian integral equations, which we write as

$$\mathbf{F}_{\text{type}}^0(y) = \exp \left\{ \mathbf{A}^{-1} \log \left[\text{diag} \left(\int_0^y \exp \left\{ -\log[\boldsymbol{\iota}_n - \mathbf{F}_{\text{type}}^0(u)] \right\} d\mathbf{G}^0(u)^\top \right) \right] \right\}, \quad (2.3)$$

has a unique solution, which leads to

Theorem 1: *The distributions of the valuations are identified from the winning bids and the identities of the winners.*

Clearly, when J is less than n , testable overidentifying restrictions exist.

2.3. Semi-Nonparametric Estimator

The arduous, and sometimes delicate, computations involved in approximating the solution to a system of functional equations as described above made us consider the semi-nonparametric (SNP) approach developed by Gallant and Nychka (1987) when estimating the F_j s. In the SNP approach, we work off the probability density function of the winning bid implicit in (2.2). The idea is to approximate flexibly an unknown probability density function by a Laguerre polynomial; see Judd (1998). Initially, we have chosen the Laguerre polynomial because its domain is $[0, \infty)$, which corresponds to our notion that the marginal utility of a good should be non-negative. Also, our parameterization of the Laguerre polynomial guarantees that the probability density function is non-negative. Later, when we admit covariates, we shall use Hermite polynomials. The reasons for the switch will be obvious then.

2.3.1. Technical Assumptions

In order to apply the SNP framework, we assume that the probability density function f_j lives in the space \mathcal{F}_j which consists of densities having several properties. To describe these properties, we introduce some additional notation. First, let d denote the number of derivatives for the unknown but true probability density function f_j^0 on $[0, \infty)$. Now, for some integer $d_0 (> \frac{1}{2})$, for some bound \mathcal{D}_0 , for some $\varepsilon_0 (> 0)$, and for $\delta_0 (> \frac{1}{2})$ the space \mathcal{F}_j consists of the probability density functions having the following form:

$$f_j(y) = [h_j(y)]^2 + \varepsilon \exp(-y)$$

with $\|h_j\|_{d+d_0, 2, \mu}$ being less than \mathcal{D}_0 and ε being greater than ε_0 where μ equals $(1 + y^2)^{\delta_0}$ and $\|h\|_{d+d_0, q, \mu}$ is the Sobolev norm; *i.e.*,

$$\|h\|_{d+d_0, q, \mu} = \left(\sum_{|\alpha| \leq d+d_0} |D^\alpha h(y)|^q \mu(y) dy \right)^{\frac{1}{q}} \quad q > 0$$

where D^α is the differential operator. The bound \mathcal{D}_0 imposes a restriction on the densities in \mathcal{F}_j by restricting the tails of these densities from above. This restriction is needed to ensure that the space \mathcal{F}_j is compact.

The term $\varepsilon \exp(-y)$ is a lower bound on the density used to avoid $\log f_j(y)$ going to $-\infty$ and $\int \log f_j(y) f_{j'}(y) dy$ going to $-\infty$ for any two elements f_j and $f_{j'}$ in \mathcal{F}_j . In practice, the restriction is relatively unimportant as ε can be arbitrarily small.

2.3.2. Heuristic Description

To make the discussion described above concrete, consider the following: It is well known that any density $f_j \in \mathcal{F}_j$ can be written in terms of an infinite-order polynomial of the form

$$f_j(y) = \left[\sum_{k=0}^{\infty} \theta_{jk} L_k(y) \right]^2 \exp(-y) + \varepsilon \exp(-y)$$

where $L_k(y)$ is the Laguerre polynomial of order k . We seek to approximate the infinite-order polynomial above by a finite-order polynomial of the form

$$f_j^{p_T}(y) = \left[\sum_{k=0}^{p_T} \alpha_{jk} L_k(y) \right]^2 \exp(-y) + \varepsilon \exp(-y).$$

Of course, when truncating an infinite-order polynomial to obtain a finite-order one, we introduce error. However, by letting the degree of the approximation get better as the sample size increases (*i.e.*, by letting p_T increase at a rate that is slower than the rate at which the sample size T increases), we argue, at least heuristically, that our approximation will converge to the truth. Thus, for our approach to be strictly nonparametric, we need to allow the degree of the polynomial to tend to infinity as the sample size increases to infinity.

2.3.3. Mechanics of Implementation

A natural way to implement this finite-order approximation is the method of quasi-maximum likelihood. To wit, our estimator $\{\hat{f}_{jT}\}_{j=1}^J$ is defined by

$$\{\hat{f}_{jT}\}_{j=1}^J = \operatorname{argmax}_{f_j \in \mathcal{F}_{jT}} \frac{1}{T} \sum_{t=1}^T \log g_{(2:n)}(y_t | \mathbf{F})$$

where

$$\mathcal{F}_{jT} = \left\{ f_{jT} \in \mathcal{F}_j : f_{jT}(y|\boldsymbol{\alpha}_j) = \left[\sum_{k=0}^{p_T} \alpha_{jk} L_k(y) \right]^2 \exp(-y) + \varepsilon \exp(-y), \boldsymbol{\alpha}_j \in \boldsymbol{\Theta}_{jT} \right\}$$

and

$$\boldsymbol{\Theta}_{jT} = \left\{ \boldsymbol{\alpha}_j = (\alpha_{j0}, \dots, \alpha_{jp_T}) : \int_0^\infty f_{jT}(y|\boldsymbol{\alpha}_j) dy = 1 \right\}$$

and $\{p_T\}$ is a nondecreasing sequence of integers. It will often be possible to set ε to be zero without the logarithm of the likelihood function becoming ill-behaved.

2.3.4. Admitting Covariates

Having outlined the SNP framework, we can now illustrate how observed covariates are easily introduced without much additional computation. Imagine that at the t^{th} auction the s^{th} draw of bidder i who is of class j can be written as

$$\log V_{st}^{ij} = \mathbf{x}_t \boldsymbol{\beta}_j + U_{st}^{ij}$$

where $F_j(u)$ is the cumulative distribution function of U_{st}^{ij} and $\mathbf{x}_t \boldsymbol{\beta}_j$ represents how the location of the j^{th} class is shifted as a result of the observed $(K \times 1)$ covariate vector \mathbf{x}_t at auction t and the conformable unknown vector $\boldsymbol{\beta}_j$ for each class $j = 1, \dots, J$. When U_{st}^{ij} is independent of the \mathbf{x}_t , incorporating the covariate vector \mathbf{x} into this quasi-maximum likelihood framework simply involves optimizing with respect to $(J \times K)$ additional parameters. We have chosen the logarithmic transformation of V to guarantee that the marginal utility, the valuation, of the good is positive.

In this case, we approximate $f_j(u)$ by an infinite-order polynomial of the form:

$$f_j(u) = \left[\sum_{k=0}^{\infty} \omega_{jk} H_k(u) \right]^2 \exp(-u^2/2) + \varepsilon \exp(-u^2/2)$$

because the support for the distribution of the U s is potentially the entire real line. Here, $H_k(u)$ denotes an Hermite polynomial of order k . Of course, the support for the conditional

distribution of the V s is still the positive real line. In practice, we truncate to get

$$f_j^{p_T}(u) = \left[\sum_{k=0}^{p_T} \gamma_{jk} H_k(u) \right]^2 \exp(-u^2/2) + \varepsilon \exp(-u^2/2).$$

One might think that our approach can only allow the distribution to vary in location through the index $\mathbf{x}_t \boldsymbol{\beta}_j$. Note, however, that

$$V_{st}^{ij} = \exp(\mathbf{x}_t \boldsymbol{\beta}_j + U_{st}^{ij}),$$

so the higher moments of V 's conditional distribution also vary with \mathbf{x}_t through $\mathbf{x}_t \boldsymbol{\beta}_j$ as in a single-index model. Thus, we believe that this quite a flexible way in which to introduce observed covariate heterogeneity.

2.3.5. Consistency

Having described the SNP estimation strategy, we demonstrate that this strategy is consistent. Our presentation is simplified by the introduction of a few definitions. Let the norm be

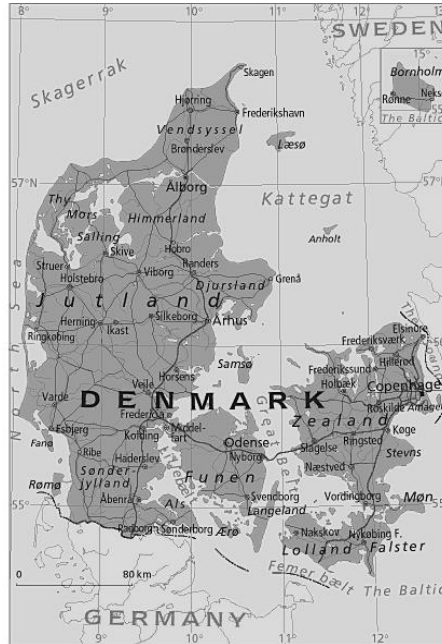
$$\|h\| = \max_{|\alpha| \leq d+d_0} \sup_{y \in [0, \infty)} [|D^\alpha h(y)| \mu(y)]$$

where μ equals $(1 + y^2)^\delta$ and δ is contained in the open interval $(\frac{1}{2}, \delta_0)$. From Gallant and Nychka (1987) as well as Fenton and Gallant (1996), we know that the technical conditions assumed above as well as the structure of our auction model implies that our polynomials will converge to the true underlying distributions when the degree of the polynomial approximations increase with the sample size T . The following theorem makes formal this claim:

Theorem 2: *When $\lim_{T \rightarrow \infty} p_T = \infty$,*

$$\lim_{T \rightarrow \infty} \left(\sum_{j=1}^J \|\hat{f}_{jT} - f_j^0\| \right) = 0 \quad \text{almost surely.}$$

Figure 1.
Map of Denmark.



Of course, demonstrating consistency is just one part of the exercise. It remains to characterize the asymptotic distribution. Characterizing the asymptotic distribution as p_T goes to infinity is beyond the scope of this paper. One way to characterize the asymptotic distribution for a fixed p_T is to use the standard first-order asymptotics. This procedure is well known (see, for example, Eastwood and Gallant [1991]), so we shall not repeat it here.

2.4. An Application: The *Grenaa Fiskeauktion*

In this subsection, we present an empirical analysis obtained by applying the SNP estimator to data from a particular auction, the *Grenaa Fiskeauktion*, which is an oral, ascending-price auction held each weekday morning at 5:00 a.m. in Grenå, Denmark. To locate Grenå, which is on the east coast of Jutland, see Figure 1; look to the northwest of Zealand to see the point of land nearly touching the 11°E-longitude line, almost halfway between 56°N and 57°N.

The English-auction format is frequently used to sell fish because it is fast and thus well-suited to selling perishable products. Another commonly-used format is the oral, descending-price auction. In fact, in Denmark the bulk of fish is sold at Dutch auctions. One goal of the empirical work presented below is to provide estimates of the primitives (*i.e.*, the f_j s) necessary to undertake a comparative institutional analysis later where expected revenues under Dutch auctions are compared with those under English auctions when a single unit of the good is supplied.

By international standards, the *Grenaa Fiskeauktion* is very small. The sellers are the local fishermen who ply the Kattegat and beyond. They have banded together to create the auction house. The bidders are mostly resale trade firms. One feature of this auction is that there are two major bidders and several other much smaller bidders. Therefore, it is natural to analyze the behaviour of these two classes of bidders as if their valuations are drawn from different distributions.

The bidders at the *Grenaa Fiskeauktion* can be considered agents of retail sellers who have placed orders at pre-specified prices. We think of these retail sellers as living in spatially-separated markets where, because of location, some market power exists. In these markets, the retail sellers have individual-specific marginal revenue curves. We imagine that these are the source of the variation in valuations for the bidders. In short, we believe that the IPVP is a reasonable model of the market for fish in and around Grenå.

The fish supplied at the auction are graded into four main quality categories: E, A, B, and C in descending order where E is the best and C is the worst, unfit for human consumption. These *grades* are a function of fish size and freshness. Each grade has five subcategories, 1 to 5. Subsequently, the fish are packed into thirty-five kilogram units which are then sold at oral, ascending-price auctions.

While other species are sold, often irregularly, the three main species on sale in Grenå are cod (*Gadus morhua*), Greenland halibut (*Reinhardtius hippoglossoides*), and plaice

Figure 2.

Plaice, *Pleuronectes platessa*.



(*Pleuronectes platessa*). This last species, a likeness of which is depicted in Figure 2, is called *rødspætte* in Denmark and sometimes referred to as *right-eyed flounder* in North America because both of its eyes are on the right-hand side of its head.

For each species and grade of fish, a reserve price exists; this is set by the Danish government in accordance with regulations determined by the European Union. The local auction is allowed to deviate from this reserve price by up to ten percent.

The particular product we chose to study is plaice, grade A3, because it was sold, more or less, steadily throughout the three-year period we chose to examine: 2 January 2000 to 31 December 2002.

After consulting with the auctioneer in Grenå and after examining the raw data, we found that a total of seven potential bidders, two major and five minor, existed. Each of these bidders attended virtually every auction so, despite the presence of a reserve price which typically induces endogenous participation, we believe that issues of endogenous participation can be safely ignored in this case.

In the archives at the *Grenaa Fiskeauktion*, for each auction indexed by t , information concerning the following variables was available:

- 1) winning bid y_t ;
- 2) number of potential bidders n_t , which is seven;
- 3) identity of the winner.

In total, we were able to gather data concerning 301 single-unit auctions of plaice, grade A3. In Figure 3, we present the histogram of winning bids, while in Figure 4, we present the empirical distribution function of the winning bids. The sample mean is 19.01 DKK per kilogram, while the sample standard deviation is 6.33. The sample minimum and maximum are 7.00 and 37.00, respectively. The sample mean of the reserve price r was 6.75 DKK per kilogram; this reserve price never bound.

One of the implications of the symmetric IPVP is that, on average, bidders should win the same proportion of auctions over time. To examine this implication, we calculated the number of times each bidder won. These are listed in Table 1. Since there were 301 auctions, the expected number of times that a particular bidder would be expected to win is $(301/7)$ or 43 times. Now, letting O_i denote the observed number of wins and E_i denote the expected number of wins by bidder i , we calculated the following χ^2 statistic:

$$\sum_{i=1}^7 \frac{(O_i - E_i)^2}{E_i}$$

which is distributed $\chi^2(6)$ under the null hypothesis of the symmetric IPVP. Our calculated χ^2 statistic was 241.02, which has a p-value less than 0.0001, suggesting that these data are not from a process within the symmetric IPVP.

From Table 1, it would appear that two classes of bidders exist: major bidders, who have identities 1 and 2, and minor bidders, who have identities 3 through 7.¹ We adopted the convention that $\mathbf{type}(i)$ equal 1 denotes a *minor* bidder, while $\mathbf{type}(i)$ equal 2 denotes a *major* bidder. Thus, $G_{(2:7)}(y, 1)$ denotes the distribution of the winning bid at last-unit

¹ The reader might feel that there are three classes of bidders: majors — 1 and 2; middles — 3 and 5; and minors — 4, 6, and 7. We have undertaken our analysis with these three classes of bidders as well. The results are qualitatively similar.

Figure 3.

Histogram of Winning Bids: Single-Unit Auctions.

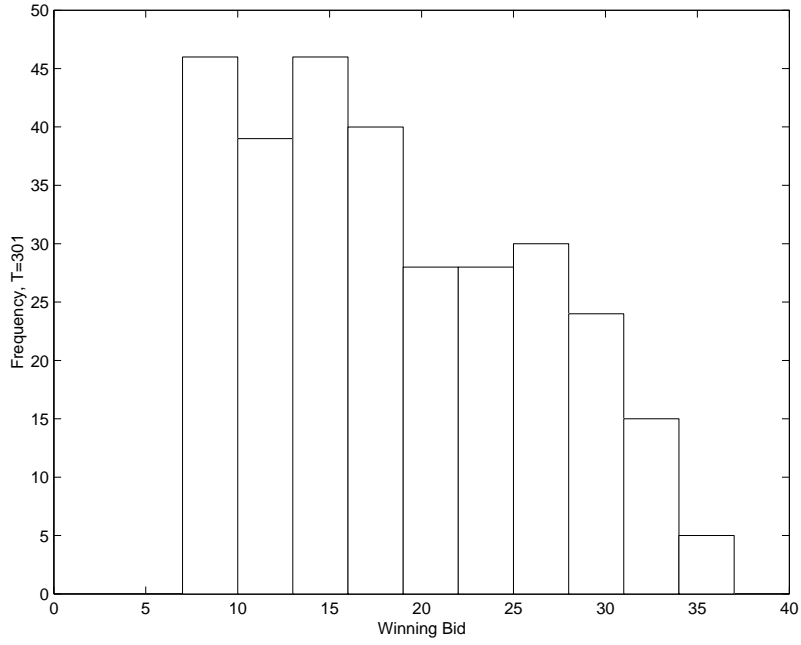


Figure 4.

Empirical Distribution Function of Winning Bids.

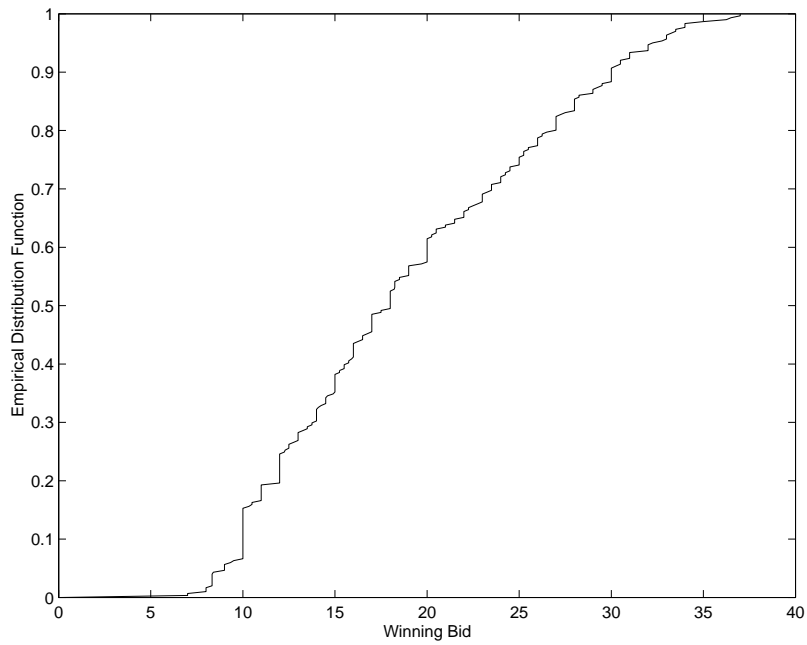


Table 1.

Observed Number of Wins: Single-Unit Auctions.

Bidder	Wins
1	110
2	94
3	35
4	14
5	27
6	11
7	10

auction for minor bidders, while $G_{(2:7)}(y, 2)$ denotes the distribution of the winning bid at last-unit auction for major bidders.

Using the data described above and a fourth-order Laguerre polynomial for the SNP estimator, we calculated the following:

$$\{\hat{f}_{1T}, \hat{f}_{2T}\} = \operatorname{argmax}_{f_j \in \mathcal{F}_{jT}} \frac{1}{T} \sum_{t=1}^T \log g_{(2:7)}(y_t | \mathbf{F})$$

where

$$\mathcal{F}_{jT} = \left\{ f_{jT} \in \mathcal{F}_j : f_{jT}(y | \boldsymbol{\alpha}_j) = \left[\sum_{k=0}^4 \alpha_{jk} L_k(y) \right]^2 \exp(-y), \boldsymbol{\alpha}_j \in \boldsymbol{\Theta}_{jT} \right\}.$$

In this application, we could set ε to zero. The parameter space was then

$$\boldsymbol{\Theta}_{jT} = \left\{ \boldsymbol{\alpha}_j = (\alpha_{j0}, \dots, \alpha_{j4}) : \int_0^\infty f_{jT}(y | \boldsymbol{\alpha}_j) dy = 1 \right\}.$$

Setting this restriction in terms of α_{j4} , we present in Table 2 the parameters of the approximations to the probability density functions. In Figure 5, we present graphs of the two estimated cumulative distribution functions. The main thing to note from these graphs is that these estimated cumulative distribution functions are very different.

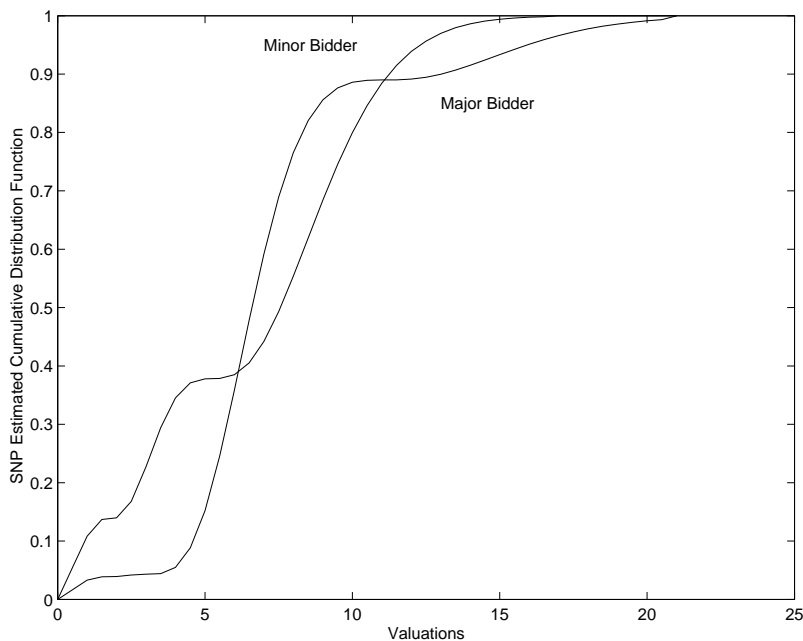
2.5. Comparing Institutions

Some interesting policy experiments are possible given our empirical results. For example, at virtually every other fish auction in Denmark, Dutch auctions are employed. Maskin and

Table 2.
Estimates of Parameters of Laguerre Polynomials.

Parameter	\hat{f}_1	\hat{f}_2
α_0	0.4522	0.2070
α_1	-1.9903	-2.1863
α_2	1.6793	1.7020
α_3	-0.4331	-0.3030
α_4	0.0268	0.0107

Figure 5.
Laguerre Polynomial Estimates of Cumulative Distribution Functions.



Riley (2000) have argued that in the presence of asymmetries the REP no longer holds, so the expected revenues under Dutch auctions could be higher or lower than under English auctions. Thus, a natural empirical question is: In the case of the *Grenaa Fiskeauktion*, what would be the expected difference in revenues? In addition, it is well-known that in the presence of asymmetries, English auctions will yield efficient allocations, while Dutch auctions can yield inefficient ones. However, very little is known concerning the economic extent and importance of these inefficiencies in practice. Based on the estimates derived

above, we can estimate the average difference in revenues as well as the relative incidence and economic importance of inefficiencies.

To begin, we solve the decision problem faced by a representative bidder of each class at a single-unit Dutch auction when two classes of bidders exist, n_1 (five in our case) bidders whose valuations are from $F_1(v)$ and n_2 (two in our case) bidders whose valuations are from $F_2(v)$, where $(n_1 + n_2)$ equals n (seven in our case). Expected profit $\mathcal{E}(\pi_j)$ to a bidder of class j who has valuation v and adopts strategy s_j is

$$\mathcal{E}(\pi_j) = (v - s_j) \Pr(\text{win}|s_j) \quad j = 1, 2.$$

Suppose that all bidders of class j use a monotonically increasing strategy $\sigma_j(v)$ for $j = 1, 2$. Under this assumption, one can put structure on the probability of winning an auction, conditional on a particular strategy s_j . In particular, for a bidder of class 1, it will be

$$\Pr(\text{win}|s_1) = F_1[\sigma_1^{-1}(s_1)]^{n_1-1} F_2[\sigma_2^{-1}(s_1)]^{n_2},$$

while, for a bidder of class 2, it will be

$$\Pr(\text{win}|s_2) = F_1[\sigma_1^{-1}(s_2)]^{n_1} F_2[\sigma_2^{-1}(s_2)]^{n_2-1}.$$

The necessary first-order conditions for expected-profit maximization are:

$$0 = \frac{\partial \mathcal{E}(\pi_1)}{\partial s_1} = - F_1[\sigma_1^{-1}(s_1)]^{n_1-1} F_2[\sigma_2^{-1}(s_1)]^{n_2} + (v - s_1) \left\{ \frac{(n_1 - 1) F_1[\sigma_1^{-1}(s_1)]^{n_1-2} f_1[\sigma_1^{-1}(s_1)] F_2[\sigma_2^{-1}(s_1)]^{n_2}}{\sigma_1'} + \frac{F_1[\sigma_1^{-1}(s_1)]^{n_1-1} n_2 F_2[\sigma_2^{-1}(s_1)]^{n_2-1} f_2[\sigma_2^{-1}(s_1)]}{\sigma_2'} \right\}$$

and

$$0 = \frac{\partial \mathcal{E}(\pi_2)}{\partial s_2} = - F_1[\sigma_1^{-1}(s_2)]^{n_1} F_2[\sigma_2^{-1}(s_2)]^{n_2-1} + (v - s_2) \left\{ \frac{n_1 F_1[\sigma_1^{-1}(s_2)]^{n_1-1} f_1[\sigma_1^{-1}(s_2)] F_2[\sigma_2^{-1}(s_2)]^{n_2-1}}{\sigma_1'} + \frac{F_1[\sigma_1^{-1}(s_2)]^{n_1} (n_2 - 1) F_2[\sigma_2^{-1}(s_2)]^{n_2-2} f_2[\sigma_2^{-1}(s_2)]}{\sigma_2'} \right\}$$

where we have used the fact that

$$\frac{d\sigma_j^{-1}(s_i)}{ds_i} = \frac{1}{\sigma_j'[\sigma_j^{-1}(s_i)]}$$

when σ_j is a monotonic function.

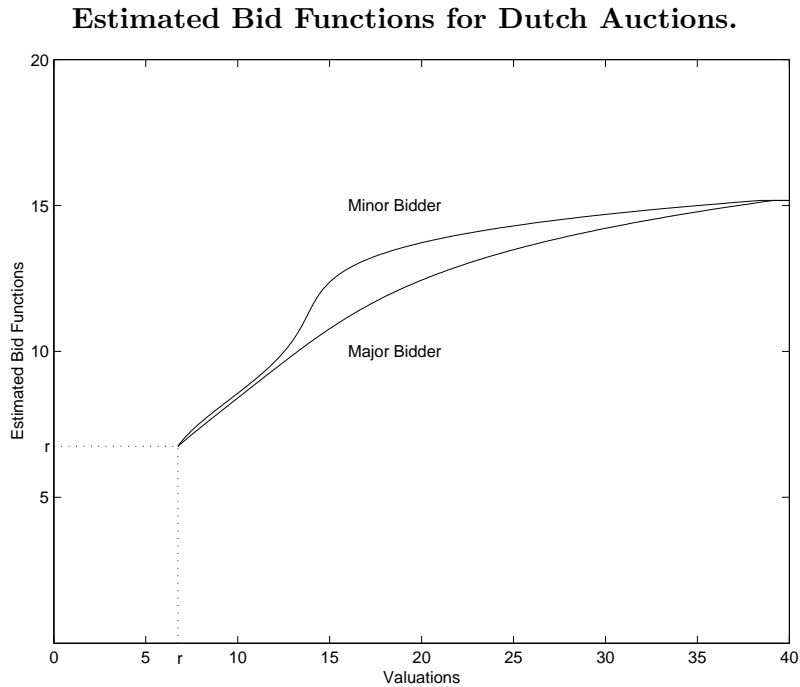
A number of different strategies exists to solve systems of differential equations. However, because the Lipschitz conditions are not satisfied for the above system of differential equations, it cannot be solved analytically. Following Bajari (2001), we chose to use numerical methods to approximate the solution. We restricted ourselves to a compact interval of the real line $[6.75, 40.00]$ where virtually all of the mass is. On this interval, we approximated the true unknown inverse-bid function by a fourth-order polynomial. We chose the coefficients of this polynomial using the method of nonlinear least squares as documented by Bajari (2001) for his third method. In Figure 6, we present our estimates of the bid functions for major and minor bidders. The Bayes-Nash equilibrium bid function for minor bidders is everywhere above that for major bidders, except at the endpoints where they are constrained by theory to be the same.

To estimate the winner under either Dutch or English auctions, we used simulation methods. In particular, we generated a sample of uniform $[0, 1]$ random numbers, one for each bidder, in each of 1,000 simulation auctions; *i.e.*, $\{U_{1\ell}, U_{2\ell}, \dots, U_{7\ell}\}_{\ell=1}^{1000}$. For bidder i , we used the estimated inverse bid function $\hat{F}_{\text{type}(i)}^{-1}(u_{i\ell})$ to generate an estimated valuation $\hat{v}_{i\ell}$. Using these estimated valuations $(\hat{v}_{1\ell}, \hat{v}_{2\ell}, \dots, \hat{v}_{7\ell})$ in conjunction with the estimated bid functions above, we determined the estimated winning bid at the Dutch auction \hat{w}_ℓ , the identity of the winner at the Dutch auction, the winning bid at the English auction \hat{y}_ℓ , the identity of the bidder with the highest valuation, and an estimate of the highest valuation

$$\hat{v}_{\max,\ell} = \max(\hat{v}_{1\ell}, \hat{v}_{2\ell}, \dots, \hat{v}_{7\ell}).$$

We then averaged over simulations to get the average winning bid under Dutch and English auctions, \bar{w} and \bar{y} respectively, as well as an estimate of inefficiency incidence and an

Figure 6.



estimate of the value of this inefficiency using $(\hat{v}_{\max} - \hat{y})$ when a misallocation obtained. In none of our experiments did an inefficient allocation obtain. For English auctions, \bar{y} was 14.94 DKK with a standard deviation of 0.39, a minimum of 10.92, and a maximum of 15.98. For Dutch auctions, \bar{w} was 12.39 DKK with a standard deviation of 0.16, a minimum of 8.92, and a maximum of 12.42. Thus, it appears that the English auction, at which an efficient allocation always obtains, also garners more revenue than the Dutch auction. The administrators of the Grenå auction appear to have made a good choice of selling mechanism.

The reader might ask: How do Dutch and English auctions coexist in Denmark? One reason why competing auction formats may coexist has to do with a theory developed by Peters (1997) concerning a competitive distribution of auctions. Peters hypothesizes that, when populations are heterogeneous, different formats can coexist simultaneously because each fulfills the needs of a subset of the population.

3. Multi-Unit Auctions

In this section, we extend the analysis of section 2 to the case of multiple units. We begin by distinguishing between multi-object auctions and multi-unit auctions. At multi-unit auctions it matters not which unit a bidder wins but rather the aggregate number of units he wins, while at multi-object auctions a bidder is concerned about which specific object(s) he wins. Ours is a multi-unit auction.

3.1. Model (continued)

We consider an auction at which m identical units are to be sold sequentially. Below, we refer to the sale of a specific unit as a *stage* of the auction. We assume that all $n(\geq 2)$ potential bidders have weakly positive marginal utility for all units of the good for sale so that, in the absence of a reserve price, each potential bidder demands each of the m units. Again, a potential bidder can be one of J different classes where a potential bidder of class j draws his m independent valuations from the cumulative distribution function $F_j(v)$.

Again, we use a clock to describe the price at a multi-unit, sequential, oral, ascending-price auction. Specifically, in the first stage, the clock is set initially at the reserve price and then rises continuously, with bidders signalling their exit from this stage of the auction. When all but one of the bidders have dropped out, the remaining bidder is the winner and the price he pays is the last bid his last opponent was willing to pay. After the first stage of the auction, the price is reset to its reserve and the second unit is sold using the same clock mechanism. The auctioneer proceeds until all m units have been sold.

To derive the probability density function of the winning bid for the last unit sold we propose the following strategy: Rather than solving for the equilibrium of the entire m -stage sequential game of incomplete information (as Donald, Paarsch, and Robert [1996] do) here, following Brendstrup (2002), we are content to focus on only the last stage of the game. We use the fact that, within the IPVP, it is a dominant strategy for each

bidder (except the winner, of course), to bid his highest remaining valuation for the last unit on sale. At this stage of the auction, this strategy is unique, unlike the equilibrium bidding strategy for the entire auction which may not be. Moreover, this *last-unit* strategy is less informationally demanding than some others identification strategies proposed in the literature; *e.g.*, Donald, Paarsch, and Robert (1996) assume that bidders observe the drop-out prices of their opponents (also known as *open exit*), but our empirical work carries through when bidders do not observe the drop-out prices of nonwinners other than the last active opponent of the winner (also known as *closed exit*).

Previous authors, such as Austin and Katzman (2002), have noted this last-unit result, but none of these authors has derived the exact distribution of the winning bid in the last stage of the auction. What complicates matters is that, even if the potential bidders enter the auction symmetrically, by stage m of the auction, the distributions of remaining valuations will be asymmetric. Of course, when the potential bidders start out asymmetrically, these asymmetries are potentially magnified or diminished, depending on how the sequential auction has proceeded. Empirically, one needs a strategy to disentangle these effects. That is our contribution.

To simplify notation, we begin with the ranked valuations of a potential bidder, from highest to lowest. Thus, for potential bidder i who is of class j , we denote the highest valuation by v_1^i and the lowest by v_m^i . We imagine that v_1^i represents potential bidder i 's marginal utility for the first unit won, v_2^i the marginal utility of the next unit won, and so forth. It is important to note that once a bidder's valuations are ranked they become order statistics of the parent distribution F_j and are neither independently nor identically distributed. In fact, from Balakrishnan and Rao (1998), we know that the marginal distribution function of the ℓ^{th} largest order statistic from a sample of m has the following form:

$$F_{(\ell:m)}^j(v_\ell) = \frac{m!}{(m-\ell)!(\ell-1)!} \int_0^{F_j(v_\ell)} u^{m-\ell}(1-u)^{\ell-1} du.$$

The above can be interpreted as the cumulative distribution function of the marginal utility of a class j bidder for the ℓ^{th} unit of the good when m are available.

We assume that a bidder will want to fulfill his most valuable opportunities first. Hence, the first unit he wins will correspond to the highest realization, the second to the second-highest realization, and so forth. Since each bidder values all units, a nonwinner of any stage realizes that he cannot win all units. Therefore, the lowest realizations of his valuations become irrelevant.

Determining the joint distribution of equilibrium winning bids at all stages of the auction game is computationally difficult, some might say impossible. But, within the IPVP, in the last stage of the auction, it is possible to use the standard dominance argument of English auctions to argue that the winning bid will be the second highest of the remaining valuations for this final unit.

As outlined in section 2, we know that the probability density function of the second-highest order statistic for n independent draws, each from a different type of distribution, has the following form:

$$g_{(2:n)}(y|\mathbf{F}, \mathbf{w}) = \frac{1}{(n-2)!} \text{Perm} \begin{pmatrix} F_{\text{type}(1)}(y|w_1, m) & \cdots & F_{\text{type}(n)}(y|w_n, m) \\ \vdots & \ddots & \vdots \\ F_{\text{type}(1)}(y|w_1, m) & \cdots & F_{\text{type}(n)}(y|w_n, m) \\ f_{\text{type}(1)}(y|w_1, m) & \cdots & f_{\text{type}(n)}(y|w_n, m) \\ [1 - F_{\text{type}(1)}(y|w_1, m)] & \cdots & [1 - F_{\text{type}(n)}(y|w_n, m)] \end{pmatrix}.$$

In this case, the generic element of the above matrix $F_{\text{type}(i)}(y|w_i, m)$ depends not just on the parent class distribution from which bidder i 's valuations were initially drawn $F_j(y)$, but also on total supply m as well as how many units that bidder has won in the earlier stages of the auction w_i .

To illustrate, suppose that bidder i is of class j and has won w_i units in the earlier stages of an auction for which m units were for sale, then the cumulative distribution function of

his highest remaining valuation will be

$$F_{\text{type}(i)}(y|w_i, m) = \frac{m!}{(m - w_i - 1)!w_i!} \int_0^{F_j(y)} u^{m-w_i-1}(1-u)^{w_i} du. \quad (3.1)$$

Of course, recovering the probability density function simply involves differentiating the above cumulative distribution function to get

$$f_{\text{type}(i)}(y|w_i, m) = \frac{m!}{(m - w_i - 1)!w_i!} F_j(y)^{m-w_i-1} [1 - F_j(y)]^{w_i} f_j(y).$$

In the definition of $g_{(2:n)}$ above, \mathbf{w} denotes an $(n \times 1)$ vector summarizing the number of units won in the earlier stages of the auction by each bidder where $\sum_{i=1}^n w_i$ equals $(m - 1)$. We assume that \mathbf{w} is observed by the researcher.

3.2. Identification (continued)

In this section, we argue that the logic used to demonstrate nonparametric identification in subsection 2.2 can be applied to the last unit sold at the multi-unit auction. However, one must be careful when comparing last-unit auctions as they will typically differ in the number of units won in earlier stages of the auctions by different classes of bidders. We refer to the vector \mathbf{w} that tabulates the number of units won by each bidder in the $(m - 1)$ earlier stages of the auction as the *state* of the auction.² Note that when n is three and m is two, the states are

$$(1 \ 0 \ 0), (0 \ 1 \ 0), \text{ and } (0 \ 0 \ 1),$$

while when n is three and m is three, the states are

$$(1 \ 1 \ 0), (0 \ 1 \ 1), (1 \ 0 \ 1), (2 \ 0 \ 0), (0 \ 2 \ 0), \text{ and } (0 \ 0 \ 2).$$

Obviously, the curse of dimensionality could plague an empirical worker as the total number of states can be potentially quite large relative to the total number of observations in a

² It is unnecessary to include m in the state vector as $(1 + \sum_{i=1}^n w_i)$ equals m . To wit, \mathbf{w} is sufficient for m .

sample. Be that as it may, identification is done in terms of population quantities, and in the population all combinations of the \mathbf{w} s will be observed. Thus, we demonstrate identification for one \mathbf{w} .

To begin, we augment our previous notation. Let $G_{(2:n)}^0(y, i|\mathbf{w})$ denote the true population cumulative distribution function of the winning bid in the last stage of an auction won by bidder i when the state vector is \mathbf{w} . Now

$$\begin{aligned}
G_{(2:n)}^0(y, 1|\mathbf{w}) &= [1 - F_{\text{type}(1)}^0(y|w_1, m)] \prod_{i=2}^n F_{\text{type}(i)}^0(y|w_i, m) + \\
&\quad \int_0^y \prod_{i=2}^n F_{\text{type}(i)}^0(u|w_i, m) dF_{\text{type}(1)}^0(u|w_1, m) \\
G_{(2:n)}^0(y, 2|\mathbf{w}) &= [1 - F_{\text{type}(2)}^0(y|w_2, m)] \prod_{i \neq 2} F_{\text{type}(i)}^0(y|w_i, m) + \\
&\quad \int_0^y \prod_{i \neq 2} F_{\text{type}(i)}^0(u|w_i, m) dF_{\text{type}(2)}^0(u|w_2, m) \\
&\quad \vdots \qquad \qquad \qquad \vdots \\
G_{(2:n)}^0(y, n|\mathbf{w}) &= [1 - F_{\text{type}(n)}^0(y|w_n, m)] \prod_{i=1}^{n-1} F_{\text{type}(i)}^0(y|w_i, m) + \\
&\quad \int_0^y \prod_{i=1}^{n-1} F_{\text{type}(i)}^0(u|w_i, m) dF_{\text{type}(n)}^0(u|w_n, m)
\end{aligned}$$

which reduces to

$$\prod_{j \neq i} F_{\text{type}(j)}^0(y|w_j, m) = \int_0^y [1 - F_{\text{type}(i)}^0(y|w_i, m)]^{-1} dG_{(2:n)}^0(u, i|\mathbf{w}) \quad i = 1, \dots, n.$$

Collecting the $F_{\text{type}(i)}^0(y|w_i, m)$ s in $\mathbf{F}_{\text{type}}^0(y|\mathbf{w})$ and the $G_{(2:n)}^0(y, i|\mathbf{w})$ s in $\mathbf{G}^0(y|\mathbf{w})$ and using results from section 2, we can write this as

$$\mathbf{F}_{\text{type}}^0(y|\mathbf{w}) = \exp \left\{ \mathbf{A}^{-1} \log \left[\text{diag} \left(\int_0^y \exp \{ -\log[\mathbf{I}_n - \mathbf{F}_{\text{type}}^0(u|\mathbf{w})] \} d\mathbf{G}^0(u|\mathbf{w})^\top \right) \right] \right\},$$

for which we know a unique solution exists. Now, from (3.1), we know that $F_{\text{type}(i)}^0(y|w_i, m)$ has a strictly monotonic relationship with $F_j^0(y)$, so we can write

$$\mathbf{F}^0(y) = \phi[\mathbf{F}_{\text{type}}^0(y|\mathbf{w})]$$

where $\phi(\cdot)$ is strictly monotonic in each element of its argument vector. Thus, there exists a one-to-one mapping, so nonparametric identification has been demonstrated.

3.3. Semi-Nonparametric Estimator (continued)

The SNP approach is numerically tractable in the presence of both states \mathbf{w}_t s and covariates \mathbf{x}_t s. Thus, given $\{(\mathbf{w}_t, \mathbf{x}_t, y_t)\}_{t=1}^T$, our estimator $\{\hat{f}_{jT}\}_{j=1}^J$ is defined by

$$\{\hat{f}_{jT}\}_{j=1}^J = \operatorname{argmax}_{f_j \in \mathcal{F}_{jT}} \frac{1}{T} \sum_{t=1}^T \log g_{(2:n)}(u_t | \mathbf{F}, \mathbf{w}_t, \mathbf{x}_t)$$

where

$$\mathcal{F}_{jT} = \left\{ f_{jT} \in \mathcal{F}_j : f_{jT}(u | \gamma_j) = \left[\sum_{k=0}^{p_T} \gamma_{jk} H_k(u) \right]^2 \exp(-u^2/2) + \varepsilon \exp(-u^2/2), \right. \\ \left. u = (\log y - \mathbf{x}\beta_j), \beta_j \in \mathbf{R}^K, \gamma_j \in \Omega_{jT} \right\}$$

and

$$\Omega_{jT} = \left\{ \gamma_j = (\gamma_{j0}, \dots, \gamma_{jp_T}) : \int_{-\infty}^{\infty} f_{jT}(u | \mathbf{x}\beta_j, \gamma_j) du = 1 \right\}$$

and $\{p_T\}$ is a non-decreasing sequence of integers, as before.

3.4. Application (continued)

In this subsection, we apply our methods to data from the multi-unit, sequential English auctions held in Grenå between 2 January 2000 and 31 December 2003. During this period, 376 multi-unit auctions were held. At these auctions, between two and four units were sold. The average number of units for sale was 2.46, while the standard deviation was 1.49. A major bidder won an average of 0.80 units, while a minor bidder only won an average of 0.17 units.

In Figure 7, we present box-plot graphs of the winning bids for the last unit sold, controlling for the number of units sold. The average winning bid for the last unit does

appears to go down as the number of units sold increases, a fact consistent with the economic reality that equilibrium prices will vary when demand and supply curves shift. In particular, when supply increases, but demand is constant, the price should fall.

In Figure 8, we present graphs of the average winning bid in each stage of an auction, separately for auctions having different numbers of units for sale. Thus, if $b_{st}(m_t = m)$ denotes the winning bid at stage s of auction t which has a total of m units for sale, then each point graphed represents the conditional sample mean

$$\bar{b}_s(m_t = m) = \frac{\sum_{t:m_t=m} b_{st}}{\sum_{t=1}^T \mathbf{1}(m_t = m)}$$

where $\mathbf{1}(A)$ again denotes the indicator function of the event A . This figure illustrates a *declining-price* anomaly first noted in the economics literature by Ashenfelter (1989).

We implemented the SNP estimator admitting covariates using a fourth-order Hermite polynomial for the probability density functions. Thus, we calculated the following:

$$\{\hat{f}_{1T}, \hat{f}_{2T}\} = \operatorname{argmax}_{f_j \in \mathcal{F}_{jT}} \frac{1}{T} \sum_{t=1}^T \log g_{(2;7)}(u_t | \mathbf{F}, \mathbf{w}_t, \mathbf{x}_t)$$

where

$$\mathcal{F}_{jT} = \left\{ f_{jT} \in \mathcal{F}_j : f_{jT}(u | \boldsymbol{\beta}_j, \boldsymbol{\gamma}_j) = \left[\sum_{k=0}^4 \gamma_{jk} H_k(u) \right]^2 \exp(-u^2/2) + \varepsilon \exp(-u^2/2), \right. \\ \left. u = (\log y - \mathbf{x} \boldsymbol{\beta}_j), \boldsymbol{\beta}_j \in \mathbf{R}^K, \boldsymbol{\gamma}_j \in \boldsymbol{\Omega}_{jT} \right\}.$$

The covariates we introduced into the empirical analysis included day-of-week as well as month-of-year dummy variables. For each class of bidders, this implied seventeen additional covariates, so a total of thirty-four additional parameters.

In Table 3, we present the parameters of the approximations to the probability density functions, while in Table 4 we present the estimated $\boldsymbol{\beta}_j$ s. In Figure 9, we present graphs of the two estimated cumulative distribution functions, evaluated at the mean covariates $\bar{\mathbf{x}}$. The covariates appear to make a considerable difference when evaluating the demand for plaice, grade A3, at the *Grenaa Fiskeauktion*.

Figure 7.

Box Plots of Last-Unit Winning Bids versus Number of Units for Sale.

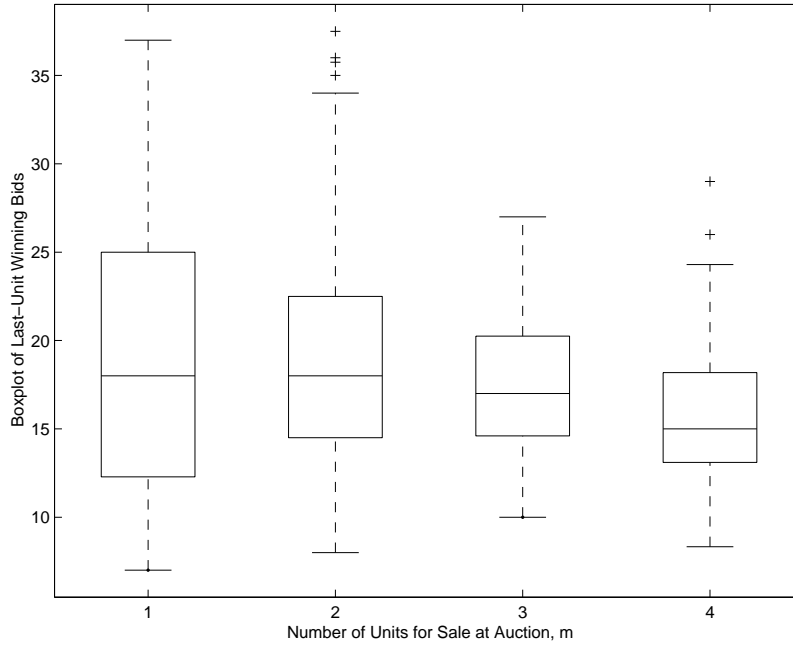


Figure 8.

Average Winning Bids by Stage and Number of Units for Sale.

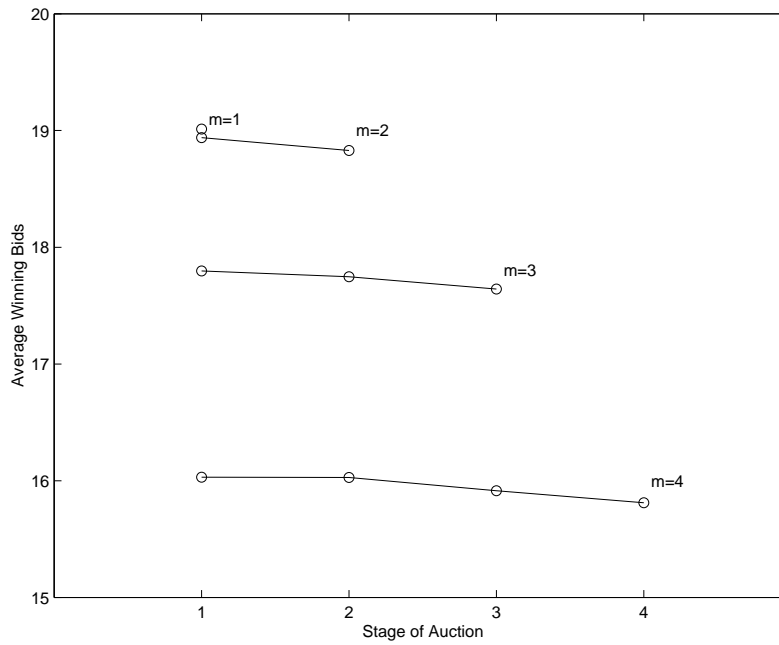


Table 3.**Estimates of Parameters of Hermite Polynomials.**

Parameter	\hat{f}_1	\hat{f}_2
γ_0	-0.0610	-0.4307
γ_1	0.3780	-0.5962
γ_2	0.2377	0.6703
γ_3	-0.1707	0.1570
γ_4	-0.0726	-0.0935

Table 4.**Estimates of Covariate Parameters.**

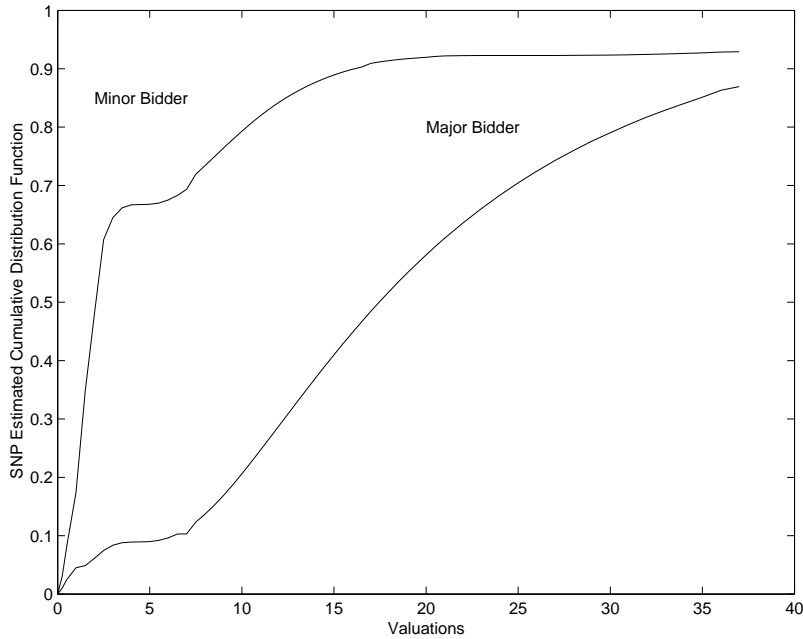
Covariate	Major	Minor
Monday	-0.1439	0.0040
Tuesday	0.1058	0.2428
Wednesday	0.1790	0.3159
Thursday	0.3111	0.4149
Friday	-0.2690	-0.0350
January	-0.0736	0.1309
February	-0.1062	-0.0314
March	-0.2510	1.9919
April	-0.1243	0.0512
May	-0.3552	0.0388
June	-0.3137	-0.2693
July	-0.1914	-0.1712
August	-0.1414	-0.1702
September	-0.0361	-0.1801
October	-0.0456	-0.2385
November	-0.0425	-0.1648
December	-0.1872	-0.1202

4. Conclusions

In this paper, we developed an empirical framework within which to investigate bidder asymmetries at multi-unit, sequential, oral, ascending-price auctions within the IPVP. We demonstrated nonparametric identification of the parent distributions of latent valuations and then proposed a semi-nonparametric estimator of these distributions, which is nu-

Figure 9.

**SNP Estimated Cumulative Distribution Functions.
Evaluated at the Mean of the Covariates.**



merically tractable in the presence of observed covariate heterogeneity. Subsequently, we implemented this SNP estimator using data from single- and multi-unit, sequential, oral, ascending-price fish auctions of plaice in Grenå, Denmark. For single-unit supply, we used our estimates to compare the revenues a seller could expect to earn were a Dutch auction employed instead; using our estimates we found that the English auction garnered the seller higher expected revenues than the Dutch auction.

A. Appendix

In this appendix, we describe the creation of the data set used.

A.1. Auctions Data

Our data set was derived from information contained in the archives at the *Grenaa Fiskeauktion*. The administrators of the auction graciously gave us access to files from 2 January 2000 to 31 December 2002. This period was chosen because it is recent, so we hope that our empirical work will be relevant. Also, during this period, data at the *Grenaa Fiskeauktion* were recorded in real time on a laptop computer, so an electronic record of each transaction was available. These records were given to us on magnetic media. From them we selected a particular species of fish, plaice, and then a specific grade, A3. The choice of this species and grade was made exclusively because it was sold frequently; we wanted a large sample of a commonly-consumed product. Of the 718 potential auction days during our sample period, plaice, grade A3, was sold on 677 days. Other grades of plaice may have been sold on the remaining days, but we ignored these auctions as, in our minds, they constituted sales of another product. Plaice, grade A3, is the highest grade of plaice available at the *Grenaa Fiskeauktion*. Moreover, it is a species of fish that Danes consume regularly. Having received the electronic files on which data were recorded, we selectively retrieved information relevant to our empirical work. We then organized these into ASCII files which were the inputs to the analysis described in the text of the paper.

B. Bibliography

- ASHENFELTER, O. (1989): “How Auctions Work for Wine and Art,” *Journal of Economic Perspectives*, 3, 23–36.
- ATHEY, S. AND P. HAILE (2002): “Identification of Standard Auction Models,” *Econometrica*, 70, 2107–2140.
- AUSTIN, A. AND B. KATZMAN (2002): “Testing a Model of Multi-Unit Bidder Demands using Tobacco Auction Data,” typescript, Department of Economics, University of Miami.
- BAJARI, P. (1997): *The First Price Auction with Asymmetric Bidders: Theory and Applications*. Ph.D. dissertation, Department of Economics, University of Minnesota.
- BAJARI, P. (2001): “Comparing Competition and Collusion in Procurement Auctions: A Numerical Approach,” *Economic Theory*, 18, 187–205.
- BALAKRISHNAN, N. AND C. RAO (1998): *Handbook of Statistics 16. Order Statistics: Theory and Methods*. Elsevier: Amsterdam.
- BRENDSTRUP, B. (2002): “Non-Parametric Estimation of Sequential English Auctions,” typescript, Department of Economics, University of Aarhus.
- DONALD, S. AND H. PAARSCH (1993): “Piecewise Pseudo-Maximum Likelihood Estimation in Empirical Models of Auctions,” *International Economic Review*, 34, 121–148.
- DONALD, S. AND H. PAARSCH (1996): “Identification, Estimation, and Testing in Parametric Empirical Models of Auctions within the Independent Private Values Paradigm,” *Econometric Theory*, 12, 517–567.
- DONALD, S. AND H. PAARSCH (2002): “Superconsistent Estimation and Inference in Structural Econometric Models Using Extreme Order Statistics,” *Journal of Econometrics*, 109, 305–340.
- DONALD, S., H. PAARSCH, AND J. ROBERT (1996): “Identification, Estimation, and Testing in Empirical Models of Sequential, Oral, Ascending-Price Auctions within the Independent Private-Values Paradigm,” typescript, Department of Economics, University of Iowa.
- EASTWOOD, B. AND A. GALLANT (1991): “Adaptive Rules for Semiparametric Estimators that Achieve Asymptotic Normality,” *Econometric Theory*, 7, 307–340.
- FENTON, V. AND A. GALLANT (1996): “Convergence Rates of SNP Density Estimators,” *Econometrica*, 64, 719–727.
- GALLANT, A. AND D. NYCHKA (1987): “Semi-Nonparametric Maximum Likelihood Estimation,” *Econometrica*, 55, 363–390.
- GUERRE, E., I. PERRIGNE, AND Q. VUONG (2000) “Optimal Nonparametric Estimation of First-Price Auctions,” *Econometrica*, 68, 525–574.

- HAILE, P. AND E. TAMER (2003) “Inference with an Incomplete Model of English Auctions,” *Journal of Political Economy*, 111, 1–51.
- HORTAÇSU, A. (2002): “Mechanism Choice and Strategic Bidding in Divisible Good Auctions: An Empirical Analysis of the Turkish Treasury Auction Market,” typescript, Department of Economics, University of Chicago.
- JOFRE-BONET, M. AND M. PESENDORFER (2003): “Estimation of a Dynamic Auction Game,” *Econometrica*, 71, 1443–1489.
- JUDD, K. (1998): *Numerical Methods in Economics*. Cambridge: MIT Press.
- KRISHNA, V. (2002): *Auction Theory*. San Diego: Academic Press.
- LAFFONT, J.-J., H. OSSARD, AND Q. VUONG (1995) “Econometrics of First-Price Auctions,” *Econometrica*, 63, 953–980.
- LEBRUN, B. (1999): “First Price Auctions in the Asymmetric N Bidder Case,” *International Economic Review*, 40, 125–142.
- LI, T. (2003): “Econometrics of First-Price Auctions with Entry and Binding Reservation Prices,” typescript, Department of Economics, Indiana University.
- MASKIN, E. AND J. RILEY (2000): “Asymmetric Auctions,” *Review of Economic Studies*, 67, 413–438.
- MEILIJSON, I. (1981): “Estimation of the Lifetime Distribution of the Parts from Autopsy Statistics of the Machine,” *Journal of Applied Probability*, 18, 829–838.
- MILGROM, P. AND R. WEBER (1982): “A Theory of Auctions and Competitive Bidding,” *Econometrica*, 50, 1089–1122.
- PAARSCH, H. (1992): “Deciding between the Common and Private Value Paradigms in Empirical Models of Auctions,” *Journal of Econometrics*, 51, 191–215.
- PAARSCH, H. (1997): “Deriving an Estimate of the Optimal Reserve Price: An Application to British Columbian Timber Sales,” *Journal of Econometrics*, 78, 333–357.
- PETERS, M. (1997): “A Competitive Distribution of Auctions,” *Review of Economic Studies*, 64, 97–123.
- PRAKASA RAO, B.L.S. (1992): *Identifiability in Stochastic Models: Characterization of Probability Distributions*. San Diego: Academic Press.
- WEBER, R. (1983): “Multiple-Object Auctions,” in R. Englebrecht-Wiggans, M. Shubik, and R. Stark (eds.) *Auctions, Bidding, and Contracting: Uses and Theory*, 165–191. New York: New York University Press.

NOTE DI LAVORO DELLA FONDAZIONE ENI ENRICO MATTEI

Fondazione Eni Enrico Mattei Working Paper Series

Our Note di Lavoro are available on the Internet at the following addresses:

<http://www.feem.it/Feem/Pub/Publications/WPapers/default.html>

<http://www.ssrn.com/link/feem.html>

NOTE DI LAVORO PUBLISHED IN 2003

PRIV	1.2003	<i>Gabriella CHIESA and Giovanna NICODANO</i> : <u>Privatization and Financial Market Development: Theoretical Issues</u>
PRIV	2.2003	<i>Ibolya SCHINDELE</i> : <u>Theory of Privatization in Eastern Europe: Literature Review</u>
PRIV	3.2003	<i>Wietze LISE, Claudia KEMFERT and Richard S.J. TOL</i> : <u>Strategic Action in the Liberalised German Electricity Market</u>
CLIM	4.2003	<i>Laura MARSILIANI and Thomas I. RENSTRÖM</i> : <u>Environmental Policy and Capital Movements: The Role of Government Commitment</u>
KNOW	5.2003	<i>Reyer GERLAGH</i> : <u>Induced Technological Change under Technological Competition</u>
ETA	6.2003	<i>Efrem CASTELNUOVO</i> : <u>Squeezing the Interest Rate Smoothing Weight with a Hybrid Expectations Model</u>
SIEV	7.2003	<i>Anna ALBERINI, Alberto LONGO, Stefania TONIN, Francesco TROMBETTA and Margherita TURVANI</i> : <u>The Role of Liability, Regulation and Economic Incentives in Brownfield Remediation and Redevelopment: Evidence from Surveys of Developers</u>
NRM	8.2003	<i>Elissaios POPYRAKIS and Reyner GERLAGH</i> : <u>Natural Resources: A Blessing or a Curse?</u>
CLIM	9.2003	<i>A. CAPARRÓS, J.-C. PEREAU and T. TAZDAÏT</i> : <u>North-South Climate Change Negotiations: a Sequential Game with Asymmetric Information</u>
KNOW	10.2003	<i>Giorgio BRUNELLO and Daniele CHECCHI</i> : <u>School Quality and Family Background in Italy</u>
CLIM	11.2003	<i>Efrem CASTELNUOVO and Marzio GALEOTTI</i> : <u>Learning By Doing vs Learning By Researching in a Model of Climate Change Policy Analysis</u>
KNOW	12.2003	<i>Carole MAIGNAN, Gianmarco OTTAVIANO and Dino PINELLI (eds.)</i> : <u>Economic Growth, Innovation, Cultural Diversity: What are we all talking about? A critical survey of the state-of-the-art</u>
KNOW	13.2003	<i>Carole MAIGNAN, Gianmarco OTTAVIANO, Dino PINELLI and Francesco RULLANI (lix)</i> : <u>Bio-Ecological Diversity vs. Socio-Economic Diversity. A Comparison of Existing Measures</u>
KNOW	14.2003	<i>Maddy JANSSENS and Chris STEYAERT (lix)</i> : <u>Theories of Diversity within Organisation Studies: Debates and Future Trajectories</u>
KNOW	15.2003	<i>Tuzin BAYCAN LEVENT, Enno MASUREL and Peter NIJKAMP (lix)</i> : <u>Diversity in Entrepreneurship: Ethnic and Female Roles in Urban Economic Life</u>
KNOW	16.2003	<i>Alexandra BITUSIKOVA (lix)</i> : <u>Post-Communist City on its Way from Grey to Colourful: The Case Study from Slovakia</u>
KNOW	17.2003	<i>Billy E. VAUGHN and Katarina MLEKOV (lix)</i> : <u>A Stage Model of Developing an Inclusive Community</u>
KNOW	18.2003	<i>Selma van LONDEN and Arie de RUIJTER (lix)</i> : <u>Managing Diversity in a Globalizing World</u>
Coalition Theory Network	19.2003	<i>Sergio CURRARINI</i> : <u>On the Stability of Hierarchies in Games with Externalities</u>
PRIV	20.2003	<i>Giacomo CALZOLARI and Alessandro PAVAN (lx)</i> : <u>Monopoly with Resale</u>
PRIV	21.2003	<i>Claudio MEZZETTI (lx)</i> : <u>Auction Design with Interdependent Valuations: The Generalized Revelation Principle, Efficiency, Full Surplus Extraction and Information Acquisition</u>
PRIV	22.2003	<i>Marco LiCalzi and Alessandro PAVAN (lx)</i> : <u>Tilting the Supply Schedule to Enhance Competition in Uniform-Price Auctions</u>
PRIV	23.2003	<i>David ETTINGER (lx)</i> : <u>Bidding among Friends and Enemies</u>
PRIV	24.2003	<i>Hannu VARTAINEN (lx)</i> : <u>Auction Design without Commitment</u>
PRIV	25.2003	<i>Matti KELOHARJU, Kjell G. NYBORG and Kristian RYDQVIST (lx)</i> : <u>Strategic Behavior and Underpricing in Uniform Price Auctions: Evidence from Finnish Treasury Auctions</u>
PRIV	26.2003	<i>Christine A. PARLOUR and Uday RAJAN (lx)</i> : <u>Rationing in IPOs</u>
PRIV	27.2003	<i>Kjell G. NYBORG and Ilya A. STREBULAEV (lx)</i> : <u>Multiple Unit Auctions and Short Squeezes</u>
PRIV	28.2003	<i>Anders LUNANDER and Jan-Eric NILSSON (lx)</i> : <u>Taking the Lab to the Field: Experimental Tests of Alternative Mechanisms to Procure Multiple Contracts</u>
PRIV	29.2003	<i>TangaMcDANIEL and Karsten NEUHOFF (lx)</i> : <u>Use of Long-term Auctions for Network Investment</u>
PRIV	30.2003	<i>Emiel MAASLAND and Sander ONDERSTAL (lx)</i> : <u>Auctions with Financial Externalities</u>
ETA	31.2003	<i>Michael FINUS and Bianca RUNDSHAGEN</i> : <u>A Non-cooperative Foundation of Core-Stability in Positive Externality NTU-Coalition Games</u>
KNOW	32.2003	<i>Michele MORETTO</i> : <u>Competition and Irreversible Investments under Uncertainty</u>
PRIV	33.2003	<i>Philippe QUIRION</i> : <u>Relative Quotas: Correct Answer to Uncertainty or Case of Regulatory Capture?</u>
KNOW	34.2003	<i>Giuseppe MEDA, Claudio PIGA and Donald SIEGEL</i> : <u>On the Relationship between R&D and Productivity: A Treatment Effect Analysis</u>

ETA	35.2003	<i>Alessandra DEL BOCA, Marzio GALEOTTI and Paola ROTÀ: <u>Non-convexities in the Adjustment of Different Capital Inputs: A Firm-level Investigation</u></i>
GG	36.2003	<i>Mathieu GLACHANT: <u>Voluntary Agreements under Endogenous Legislative Threats</u></i>
PRIV	37.2003	<i>Narjess BOUBAKRI, Jean-Claude COSSET and Omrane GUEDHAMI: <u>Postprivatization Corporate Governance: the Role of Ownership Structure and Investor Protection</u></i>
CLIM	38.2003	<i>Rolf GOLOMBEK and Michael HOEL: <u>Climate Policy under Technology Spillovers</u></i>
KNOW	39.2003	<i>Slim BEN YOUSSEF: <u>Transboundary Pollution, R&D Spillovers and International Trade</u></i>
CTN	40.2003	<i>Carlo CARRARO and Carmen MARCHIORI: <u>Endogenous Strategic Issue Linkage in International Negotiations</u></i>
KNOW	41.2003	<i>Sonia OREFFICE: <u>Abortion and Female Power in the Household: Evidence from Labor Supply</u></i>
KNOW	42.2003	<i>Timo GOESCHL and Timothy SWANSON: <u>On Biology and Technology: The Economics of Managing Biotechnologies</u></i>
ETA	43.2003	<i>Giorgio BUSETTI and Matteo MANERA: <u>STAR-GARCH Models for Stock Market Interactions in the Pacific Basin Region, Japan and US</u></i>
CLIM	44.2003	<i>Katrin MILLOCK and Céline NAUGES: <u>The French Tax on Air Pollution: Some Preliminary Results on its Effectiveness</u></i>
PRIV	45.2003	<i>Bernardo BORTOLOTTI and Paolo PINOTTI: <u>The Political Economy of Privatization</u></i>
SIEV	46.2003	<i>Elbert DIJKGRAAF and Herman R.J. VOLLEBERGH: <u>Burn or Bury? A Social Cost Comparison of Final Waste Disposal Methods</u></i>
ETA	47.2003	<i>Jens HORBACH: <u>Employment and Innovations in the Environmental Sector: Determinants and Econometrical Results for Germany</u></i>
CLIM	48.2003	<i>Lori SNYDER, Nolan MILLER and Robert STAVINS: <u>The Effects of Environmental Regulation on Technology Diffusion: The Case of Chlorine Manufacturing</u></i>
CLIM	49.2003	<i>Lori SNYDER, Robert STAVINS and Alexander F. WAGNER: <u>Private Options to Use Public Goods. Exploiting Revealed Preferences to Estimate Environmental Benefits</u></i>
CTN	50.2003	<i>László Á. KÓCZY and Luc LAUWERS (Ixi): <u>The Minimal Dominant Set is a Non-Empty Core-Extension</u></i>
CTN	51.2003	<i>Matthew O. JACKSON (Ixi): <u>Allocation Rules for Network Games</u></i>
CTN	52.2003	<i>Ana MAULEON and Vincent VANNETELBOSCH (Ixi): <u>Farsightedness and Cautiousness in Coalition Formation</u></i>
CTN	53.2003	<i>Fernando VEGA-REDONDO (Ixi): <u>Building Up Social Capital in a Changing World: a network approach</u></i>
CTN	54.2003	<i>Matthew HAAG and Roger LAGUNOFF (Ixi): <u>On the Size and Structure of Group Cooperation</u></i>
CTN	55.2003	<i>Taiji FURUSAWA and Hideo KONISHI (Ixi): <u>Free Trade Networks</u></i>
CTN	56.2003	<i>Halis Murat YILDIZ (Ixi): <u>National Versus International Mergers and Trade Liberalization</u></i>
CTN	57.2003	<i>Santiago RUBIO and Alistair ULPH (Ixi): <u>An Infinite-Horizon Model of Dynamic Membership of International Environmental Agreements</u></i>
KNOW	58.2003	<i>Carole MAIGNAN, Dino PINELLI and Gianmarco I.P. OTTAVIANO: <u>ICT, Clusters and Regional Cohesion: A Summary of Theoretical and Empirical Research</u></i>
KNOW	59.2003	<i>Giorgio BELLETTINI and Gianmarco I.P. OTTAVIANO: <u>Special Interests and Technological Change</u></i>
ETA	60.2003	<i>Ronnie SCHÖB: <u>The Double Dividend Hypothesis of Environmental Taxes: A Survey</u></i>
CLIM	61.2003	<i>Michael FINUS, Ekko van IERLAND and Robert DELLINK: <u>Stability of Climate Coalitions in a Cartel Formation Game</u></i>
GG	62.2003	<i>Michael FINUS and Bianca RUNDSHAGEN: <u>How the Rules of Coalition Formation Affect Stability of International Environmental Agreements</u></i>
SIEV	63.2003	<i>Alberto PETRUCCI: <u>Taxing Land Rent in an Open Economy</u></i>
CLIM	64.2003	<i>Joseph E. ALDY, Scott BARRETT and Robert N. STAVINS: <u>Thirteen Plus One: A Comparison of Global Climate Policy Architectures</u></i>
SIEV	65.2003	<i>Edi DEFRANCESCO: <u>The Beginning of Organic Fish Farming in Italy</u></i>
SIEV	66.2003	<i>Klaus CONRAD: <u>Price Competition and Product Differentiation when Consumers Care for the Environment</u></i>
SIEV	67.2003	<i>Paulo A.L.D. NUNES, Luca ROSSETTO, Arianne DE BLAEIJ: <u>Monetary Value Assessment of Clam Fishing Management Practices in the Venice Lagoon: Results from a Stated Choice Exercise</u></i>
CLIM	68.2003	<i>ZhongXiang ZHANG: <u>Open Trade with the U.S. Without Compromising Canada's Ability to Comply with its Kyoto Target</u></i>
KNOW	69.2003	<i>David FRANTZ (Iix): <u>Lorenzo Market between Diversity and Mutation</u></i>
KNOW	70.2003	<i>Ercle SORI (Iix): <u>Mapping Diversity in Social History</u></i>
KNOW	71.2003	<i>Ljiljana DERU SIMIC (Ixii): <u>What is Specific about Art/Cultural Projects?</u></i>
KNOW	72.2003	<i>Natalya V. TARANOVA (Ixii): <u>The Role of the City in Fostering Intergroup Communication in a Multicultural Environment: Saint-Petersburg's Case</u></i>
KNOW	73.2003	<i>Kristine CRANE (Ixii): <u>The City as an Arena for the Expression of Multiple Identities in the Age of Globalisation and Migration</u></i>
KNOW	74.2003	<i>Kazuma MATOBA (Ixii): <u>Glocal Dialogue- Transformation through Transcultural Communication</u></i>
KNOW	75.2003	<i>Catarina REIS OLIVEIRA (Ixii): <u>Immigrants' Entrepreneurial Opportunities: The Case of the Chinese in Portugal</u></i>
KNOW	76.2003	<i>Sandra WALLMAN (Ixii): <u>The Diversity of Diversity - towards a typology of urban systems</u></i>
KNOW	77.2003	<i>Richard PEARCE (Ixii): <u>A Biologist's View of Individual Cultural Identity for the Study of Cities</u></i>
KNOW	78.2003	<i>Vincent MERK (Ixii): <u>Communication Across Cultures: from Cultural Awareness to Reconciliation of the Dilemmas</u></i>

KNOW	79.2003	<i>Giorgio BELLETTINI, Carlotta BERTI CERONI and Gianmarco I.P.OTTAVIANO: <u>Child Labor and Resistance to Change</u></i>
ETA	80.2003	<i>Michele MORETTO, Paolo M. PANTEGHINI and Carlo SCARPA: <u>Investment Size and Firm's Value under Profit Sharing Regulation</u></i>
IEM	81.2003	<i>Alessandro LANZA, Matteo MANERA and Massimo GIOVANNINI: <u>Oil and Product Dynamics in International Petroleum Markets</u></i>
CLIM	82.2003	<i>Y. Hossein FARZIN and Jinhua ZHAO: <u>Pollution Abatement Investment When Firms Lobby Against Environmental Regulation</u></i>
CLIM	83.2003	<i>Giuseppe DI VITA: <u>Is the Discount Rate Relevant in Explaining the Environmental Kuznets Curve?</u></i>
CLIM	84.2003	<i>Reyer GERLAGH and Wietze LISE: <u>Induced Technological Change Under Carbon Taxes</u></i>
NRM	85.2003	<i>Rinaldo BRAU, Alessandro LANZA and Francesco PIGLIARU: <u>How Fast are the Tourism Countries Growing? The cross-country evidence</u></i>
KNOW	86.2003	<i>Elena BELLINI, Gianmarco I.P. OTTAVIANO and Dino PINELLI: <u>The ICT Revolution: opportunities and risks for the Mezzogiorno</u></i>
SIEV	87.2003	<i>Lucas BRETSCGHER and Sjak SMULDERS: <u>Sustainability and Substitution of Exhaustible Natural Resources. How resource prices affect long-term R&D investments</u></i>
CLIM	88.2003	<i>Johan EYCKMANS and Michael FINUS: <u>New Roads to International Environmental Agreements: The Case of Global Warming</u></i>
CLIM	89.2003	<i>Marzio GALEOTTI: <u>Economic Development and Environmental Protection</u></i>
CLIM	90.2003	<i>Marzio GALEOTTI: <u>Environment and Economic Growth: Is Technical Change the Key to Decoupling?</u></i>
CLIM	91.2003	<i>Marzio GALEOTTI and Barbara BUCHNER: <u>Climate Policy and Economic Growth in Developing Countries</u></i>
IEM	92.2003	<i>A. MARKANDYA, A. GOLUB and E. STRUKOVA: <u>The Influence of Climate Change Considerations on Energy Policy: The Case of Russia</u></i>
ETA	93.2003	<i>Andrea BELTRATTI: <u>Socially Responsible Investment in General Equilibrium</u></i>
CTN	94.2003	<i>Parkash CHANDER: <u>The γ-Core and Coalition Formation</u></i>
IEM	95.2003	<i>Matteo MANERA and Angelo MARZULLO: <u>Modelling the Load Curve of Aggregate Electricity Consumption Using Principal Components</u></i>
IEM	96.2003	<i>Alessandro LANZA, Matteo MANERA, Margherita GRASSO and Massimo GIOVANNINI: <u>Long-run Models of Oil Stock Prices</u></i>
CTN	97.2003	<i>Steven J. BRAMS, Michael A. JONES, and D. Marc KILGOUR: <u>Forming Stable Coalitions: The Process Matters</u></i>
KNOW	98.2003	<i>John CROWLEY, Marie-Cecile NAVES (Ixiii): <u>Anti-Racist Policies in France. From Ideological and Historical Schemes to Socio-Political Realities</u></i>
KNOW	99.2003	<i>Richard THOMPSON FORD (Ixiii): <u>Cultural Rights and Civic Virtue</u></i>
KNOW	100.2003	<i>Alaknanda PATEL (Ixiii): <u>Cultural Diversity and Conflict in Multicultural Cities</u></i>
KNOW	101.2003	<i>David MAY (Ixiii): <u>The Struggle of Becoming Established in a Deprived Inner-City Neighbourhood</u></i>
KNOW	102.2003	<i>Sébastien ARCAND, Danielle JUTEAU, Sirma BILGE, and Francine LEMIRE (Ixiii) : <u>Municipal Reform on the Island of Montreal: Tensions Between Two Majority Groups in a Multicultural City</u></i>
CLIM	103.2003	<i>Barbara BUCHNER and Carlo CARRARO: <u>China and the Evolution of the Present Climate Regime</u></i>
CLIM	104.2003	<i>Barbara BUCHNER and Carlo CARRARO: <u>Emissions Trading Regimes and Incentives to Participate in International Climate Agreements</u></i>
CLIM	105.2003	<i>Anil MARKANDYA and Dirk T.G. RÜBBELKE: <u>Ancillary Benefits of Climate Policy</u></i>
NRM	106.2003	<i>Anne Sophie CRÉPIN (Ixiv): <u>Management Challenges for Multiple-Species Boreal Forests</u></i>
NRM	107.2003	<i>Anne Sophie CRÉPIN (Ixiv): <u>Threshold Effects in Coral Reef Fisheries</u></i>
SIEV	108.2003	<i>Sara ANIYAR (Ixiv): <u>Estimating the Value of Oil Capital in a Small Open Economy: The Venezuela's Example</u></i>
SIEV	109.2003	<i>Kenneth ARROW, Partha DASGUPTA and Karl-Göran MÄLER(Ixiv): <u>Evaluating Projects and Assessing Sustainable Development in Imperfect Economies</u></i>
NRM	110.2003	<i>Anastasios XEPAPADEAS and Catarina ROSETA-PALMA(Ixiv): <u>Instabilities and Robust Control in Fisheries</u></i>
NRM	111.2003	<i>Charles PERRINGS and Brian WALKER (Ixiv): <u>Conservation and Optimal Use of Rangelands</u></i>
ETA	112.2003	<i>Jack GOODY (Ixiv): <u>Globalisation, Population and Ecology</u></i>
CTN	113.2003	<i>Carlo CARRARO, Carmen MARCHIORI and Sonia OREFFICE: <u>Endogenous Minimum Participation in International Environmental Treaties</u></i>
CTN	114.2003	<i>Guillaume HAERINGER and Myrna WOODERS: <u>Decentralized Job Matching</u></i>
CTN	115.2003	<i>Hideo KONISHI and M. Utku UNVER: <u>Credible Group Stability in Multi-Partner Matching Problems</u></i>
CTN	116.2003	<i>Somdeb LAHIRI: <u>Stable Matchings for the Room-Mates Problem</u></i>
CTN	117.2003	<i>Somdeb LAHIRI: <u>Stable Matchings for a Generalized Marriage Problem</u></i>
CTN	118.2003	<i>Marita LAUKKANEN: <u>Transboundary Fisheries Management under Implementation Uncertainty</u></i>

CTN	119.2003	<i>Edward CARTWRIGHT and Myrna WOODERS: <u>Social Conformity and Bounded Rationality in Arbitrary Games with Incomplete Information: Some First Results</u></i>
CTN	120.2003	<i>Gianluigi VERNASCA: <u>Dynamic Price Competition with Price Adjustment Costs and Product Differentiation</u></i>
CTN	121.2003	<i>Myrna WOODERS, Edward CARTWRIGHT and Reinhard SELTEN: <u>Social Conformity in Games with Many Players</u></i>
CTN	122.2003	<i>Edward CARTWRIGHT and Myrna WOODERS: <u>On Equilibrium in Pure Strategies in Games with Many Players</u></i>
CTN	123.2003	<i>Edward CARTWRIGHT and Myrna WOODERS: <u>Conformity and Bounded Rationality in Games with Many Players</u></i>
1000		Carlo CARRARO, Alessandro LANZA and Valeria PAPPONETTI: <u>One Thousand Working Papers</u>

NOTE DI LAVORO PUBLISHED IN 2004

IEM	1.2004	<i>Anil MARKANDYA, Suzette PEDROSO and Alexander GOLUB: <u>Empirical Analysis of National Income and SO₂ Emissions in Selected European Countries</u></i>
ETA	2.2004	<i>Masahisa FUJITA and Shlomo WEBER: <u>Strategic Immigration Policies and Welfare in Heterogeneous Countries</u></i>
PRA	3.2004	<i>Adolfo DI CARLUCCIO, Giovanni FERRI, Cecilia FRALE and Ottavio RICCHI: <u>Do Privatizations Boost Household Shareholding? Evidence from Italy</u></i>
ETA	4.2004	<i>Victor GINSBURGH and Shlomo WEBER: <u>Languages Disenfranchisement in the European Union</u></i>
ETA	5.2004	<i>Romano PIRAS: <u>Growth, Congestion of Public Goods, and Second-Best Optimal Policy</u></i>
CCMP	6.2004	<i>Herman R.J. VOLLEBERGH: <u>Lessons from the Polder: Is Dutch CO₂-Taxation Optimal</u></i>
PRA	7.2004	<i>Sandro BRUSCO, Giuseppe LOPOMO and S. VISWANATHAN (lxv): <u>Merger Mechanisms</u></i>
PRA	8.2004	<i>Wolfgang AUSSENEGG, Pegaret PICHLER and Alex STOMPER (lxv): <u>IPO Pricing with Bookbuilding and a When-Issued Market</u></i>
PRA	9.2004	<i>Pegaret PICHLER and Alex STOMPER (lxv): <u>Primary Market Design: Direct Mechanisms and Markets</u></i>
PRA	10.2004	<i>Florian ENGLMAIER, Pablo GUILLEN, Loreto LLORENTE, Sander ONDERSTAL and Rupert SAUSGRUBER (lxv): <u>The Chopstick Auction: A Study of the Exposure Problem in Multi-Unit Auctions</u></i>
PRA	11.2004	<i>Bjarne BRENDSTRUP and Harry J. PAARSCH (lxv): <u>Nonparametric Identification and Estimation of Multi-Unit, Sequential, Oral, Ascending-Price Auctions With Asymmetric Bidders</u></i>

- (lix) This paper was presented at the ENGIME Workshop on “Mapping Diversity”, Leuven, May 16-17, 2002
- (lx) This paper was presented at the EuroConference on “Auctions and Market Design: Theory, Evidence and Applications”, organised by the Fondazione Eni Enrico Mattei, Milan, September 26-28, 2002
- (lxi) This paper was presented at the Eighth Meeting of the Coalition Theory Network organised by the GREQAM, Aix-en-Provence, France, January 24-25, 2003
- (lxii) This paper was presented at the ENGIME Workshop on “Communication across Cultures in Multicultural Cities”, The Hague, November 7-8, 2002
- (lxiii) This paper was presented at the ENGIME Workshop on “Social dynamics and conflicts in multicultural cities”, Milan, March 20-21, 2003
- (lxiv) This paper was presented at the International Conference on “Theoretical Topics in Ecological Economics”, organised by the Abdus Salam International Centre for Theoretical Physics - ICTP, the Beijer International Institute of Ecological Economics, and Fondazione Eni Enrico Mattei - FEEM Trieste, February 10-21, 2003
- (lxv) This paper was presented at the EuroConference on “Auctions and Market Design: Theory, Evidence and Applications” organised by Fondazione Eni Enrico Mattei and sponsored by the EU, Milan, September 25-27, 2003

2003 SERIES

CLIM	<i>Climate Change Modelling and Policy</i> (Editor: Marzio Galeotti)
GG	<i>Global Governance</i> (Editor: Carlo Carraro)
SIEV	<i>Sustainability Indicators and Environmental Valuation</i> (Editor: Anna Alberini)
NRM	<i>Natural Resources Management</i> (Editor: Carlo Giupponi)
KNOW	<i>Knowledge, Technology, Human Capital</i> (Editor: Gianmarco Ottaviano)
IEM	<i>International Energy Markets</i> (Editor: Anil Markandya)
CSRM	<i>Corporate Social Responsibility and Management</i> (Editor: Sabina Ratti)
PRIV	<i>Privatisation, Regulation, Antitrust</i> (Editor: Bernardo Bortolotti)
ETA	<i>Economic Theory and Applications</i> (Editor: Carlo Carraro)
CTN	<i>Coalition Theory Network</i>

2004 SERIES

CCMP	<i>Climate Change Modelling and Policy</i> (Editor: Marzio Galeotti)
GG	<i>Global Governance</i> (Editor: Carlo Carraro)
SIEV	<i>Sustainability Indicators and Environmental Valuation</i> (Editor: Anna Alberini)
NRM	<i>Natural Resources Management</i> (Editor: Carlo Giupponi)
KTHC	<i>Knowledge, Technology, Human Capital</i> (Editor: Gianmarco Ottaviano)
IEM	<i>International Energy Markets</i> (Editor: Anil Markandya)
CSRM	<i>Corporate Social Responsibility and Management</i> (Editor: Sabina Ratti)
PRA	<i>Privatisation, Regulation, Antitrust</i> (Editor: Bernardo Bortolotti)
ETA	<i>Economic Theory and Applications</i> (Editor: Carlo Carraro)
CTN	<i>Coalition Theory Network</i>