

Horioka, Charles Yuji; Nomoto, Takaaki; Terada-Hagiwara, Akiko

Working Paper

Explaining Foreign Holdings of Asia's Debt Securities

ADB Working Paper Series on Regional Economic Integration, No. 124

Provided in Cooperation with:

Asian Development Bank (ADB), Manila

Suggested Citation: Horioka, Charles Yuji; Nomoto, Takaaki; Terada-Hagiwara, Akiko (2014) : Explaining Foreign Holdings of Asia's Debt Securities, ADB Working Paper Series on Regional Economic Integration, No. 124, Asian Development Bank (ADB), Manila, <http://hdl.handle.net/11540/1984>

This Version is available at:

<http://hdl.handle.net/10419/109617>

Standard-Nutzungsbedingungen:

Die Dokumente auf EconStor dürfen zu eigenen wissenschaftlichen Zwecken und zum Privatgebrauch gespeichert und kopiert werden.

Sie dürfen die Dokumente nicht für öffentliche oder kommerzielle Zwecke vervielfältigen, öffentlich ausstellen, öffentlich zugänglich machen, vertreiben oder anderweitig nutzen.

Sofern die Verfasser die Dokumente unter Open-Content-Lizenzen (insbesondere CC-Lizenzen) zur Verfügung gestellt haben sollten, gelten abweichend von diesen Nutzungsbedingungen die in der dort genannten Lizenz gewährten Nutzungsrechte.

Terms of use:

Documents in EconStor may be saved and copied for your personal and scholarly purposes.

You are not to copy documents for public or commercial purposes, to exhibit the documents publicly, to make them publicly available on the internet, or to distribute or otherwise use the documents in public.

If the documents have been made available under an Open Content Licence (especially Creative Commons Licences), you may exercise further usage rights as specified in the indicated licence.



<http://creativecommons.org/licenses/by/3.0/igo>

ADB Working Paper Series on Regional Economic Integration



Explaining Foreign Holdings of Asia's Debt Securities

Charles Yuji Horioka, Takaaki Nomoto, and Akiko Terada-Hagiwara
No. 124 | January 2014



ADB Working Paper Series on Regional Economic Integration

Explaining Foreign Holdings of Asia's Debt Securities

Charles Yuji Horioka,* Takaaki Nomoto,**
and Akiko Terada-Hagiwara***

No. 124 | January 2014

The authors are indebted to Maria Socorro Bautista, Iris Claus, Hal Hill, Yoshihiko Kadoya, Masahiro Kawai, Thiam Hee Ng, Changyong Rhee, T. N. Srinivasan, Bijung Wang, other participants of the Asian Development Review Conference on Development Issues in Asia, held at the Asian Development Bank in Manila on 15–16 May 2012, and especially Joseph Lim and Peter Morgan for their valuable comments. Finally, Junray Bautista provided superb assistance. Remaining errors are the authors'.

*Encarnacion Hall, Room 223, School of Economics, University of the Philippines, Diliman, Quezon City 1101. Tel. +63 2 927 9686 to 89, ext. 222, 223. Fax. +63 2 920 5461. Philippines. horioka@iser.osaka-u.ac.jp

**Office of Regional and Economic Integration, Asian Development Bank. tnomoto@adb.org

***Economic and Research Department, Asian Development Bank. ahagiwara@adb.org

The ADB Working Paper Series on Regional Economic Integration focuses on topics relating to regional cooperation and integration in the areas of infrastructure and software, trade and investment, money and finance, and regional public goods. The Series is a quick-disseminating, informal publication that seeks to provide information, generate discussion, and elicit comments. Working papers published under this Series may subsequently be published elsewhere.

Disclaimer:

The views expressed in this paper are those of the authors and do not necessarily reflect the views and policies of the Asian Development Bank (ADB) or its Board of Governors or the governments they represent.

ADB does not guarantee the accuracy of the data included in this publication and accepts no responsibility for any consequence of their use.

By making any designation of or reference to a particular territory or geographic area, or by using the term “country” in this document, ADB does not intend to make any judgments as to the legal or other status of any territory or area.

Unless otherwise noted, “\$” refers to US dollars.

Contents

Abstract	v
1. Introduction	1
2. The Data Sources	2
3. Trends in Foreign Debt Holdings in Japan and Developing Asia	3
3.1 Trends in Foreign Holdings of Japanese Government Securities, 2000–2011	3
3.2 Trends in Foreign Holdings of Developing Asia’s Debt Securities, 2000–2011	4
4. Reasons for the Sharp Increase in Foreign Holdings of Short-Term Japanese Government Securities and the Debt Securities of Developing Asia	6
4.1 Relative Yields	6
4.2 Relative Risks	6
4.3 The Combined Impact of the Two Factors	7
5. An Econometric Analysis of Foreign Holdings of Debt Securities	8
5.1 Deviation from CAPM and Home Bias	8
5.2 Econometric Model	10
5.3 Estimation Results	11
6. Summary of Findings and Policy Implications	13
References	17
ADB Working Paper Series on Regional Economic Integration	31
Data Appendix	15
Figures	
1. Holding of Short-term Japanese Government Securities by Sector, 2000–2011 (shares)	19
2. Holdings of Medium-term and Long-term Japanese Government Securities by Sector, 2000–2011 (shares)	20
3. Share of Foreign Holdings of Japanese Government Securities, 2000–2011 (shares)	21
4. Share of Foreign Holdings of Government Bonds in Asia (shares)	22
5. Share of Each Economy or Region in the Total Foreign Debt Holdings of Developing Asia, 2001–10 (shares)	23
6. Hedged Returns on One-year Dollar Bonds in Selected Economies and Regions, 2005-2012 (percent)	24

Figures Conitnued

7. Rolling Standard Deviations of Hedged Returns on One-year Dollar Bonds in Selected Economies and Regions, 2005-2012 (percent)	25
8. Risk-adjusted Hedged Returns on One-year Dollar Bonds in Selected Economies and Regions, 2005-2012 (percent)	26
9. Home Bias Index (Debt Securities Of All Maturities)	27
10. Home Bias Index (Short-Term Debt Securities)	28

Tables

1. Estimation Results (Foreign Holdings of Debt Securities of all Maturities as a Share of the Foreign Market Capitalization of Debt Securities of All Maturities)	29
2. Estimation Results (Foreign Holdings of Developing Asia's Short-Term Debt Securities as a Share of the Foreign Market Capitalization of Short-Term Debt Securities)	30

Abstract

In this paper, we analyze data on trends since 2000 in foreign holdings of government securities and other debt securities, with emphasis on Japan and developing Asia. We find that foreign residents generally increased their holdings of Asian debt securities during the sample period and in particular during the post-global financial crisis (GFC) period. Meanwhile, foreign holdings of debt securities have been declining in the eurozone. Foreign holdings of short-term debt securities were very volatile during the GFC period (2009–11), with a sharp drop in foreign holdings of short-term Asian debt securities that was followed by a renewed surge. Our empirical analysis suggests that despite the increase in foreign holdings of debt securities its share is still far lower than the optimal portfolio warranted by the capital asset pricing market theory. In other words, foreign investors' home bias is still strong. The overall increase in foreign holdings of Asian debt securities appears to be driven by relatively stable exchange rates and the higher risk-adjusted returns on the debt securities of the region. Additionally, we find that investors were more "home-biased" during the GFC period and invested less in the markets of the major industrialized economies.

Keywords: Government debt; government securities; government bonds; government bills; government notes; debt securities; debt financing; debt holdings; foreign debt holdings; international capital flows; short-term capital movements; cross-border portfolio investments; safe haven; home bias; capital asset pricing model; optimal portfolios; global financial crisis; eurozone; Japan; developing Asia

JEL Classification: F32, F34, G15, and O53

1. Introduction

If capital is perfectly mobile internationally, it should flow to the economy offering the highest rate of return (controlling for risk), and economies suffering from a shortage of domestic capital should be able to attract foreign capital by offering the global rate of return. A corollary of this proposition is that governments and firms should have no trouble selling debt securities to domestic and foreign investors alike by offering the global rate of return. In its simplest form, the international capital asset pricing model (CAPM) predicts that, in equilibrium, all investors will hold the same portfolio—the world market portfolio—in which each country's portfolio is weighted by its market capitalization.

However, as Feldstein and Horioka (1980), Obstfeld and Rogoff (2001), and the related literature have shown, investors exhibit a strong tendency toward “home bias,” preferring to invest their wealth in domestic assets for a variety of reasons including a desire to avoid foreign exchange risk, an asymmetry in the availability of information about domestic and foreign assets, and legal and institutional barriers to international capital flows.

Nonetheless, investors do invest at least some of their assets abroad, and cross-border portfolio investments have increased. Investments in foreign debt securities have increased sharply in recent years, with their share of cross-border portfolio investments increasing between 2005–07 and 2010 in most Asian economies (with the exception of Hong Kong, China; the Philippines; and Singapore). Thus, in this paper, we focus in particular on cross-border investments in the debt securities of Japan and developing Asia.

Some investors invest in “safe havens,” which are economies offering stable risk-adjusted returns, as a temporary (short-term) repository for their liquid assets in response to increased political and/or economic instability abroad, while other investors invest in economies with strong growth prospects and/or strong prospects for currency appreciation as a long-term investment (Isard and Stekler 1985, Dornbusch 1986, and Habib and Stracca 2011).

This paper contributes to the literature by analyzing data on trends in foreign holdings of debt securities since 2000, with emphasis on Japan and developing Asia, by presenting new econometric evidence on the factors affecting changes in foreign holdings of debt securities and focusing on differences between the pre- and post-global financial crisis (GFC) periods and on the short-term debt securities of developing Asia. We find that foreign investors generally increased their holdings of the debt securities of developing Asia during the sample period, in particular during the post-GFC period. Meanwhile, foreign holdings of debt securities have been declining in the eurozone. Foreign holdings of the short-term debt securities of developing Asia were very volatile during the GFC period (2009–11), showing a sharp drop that was followed by a renewed surge.

Our econometric analysis suggests that, despite the increase in foreign holdings of debt securities, their share is still far lower than the optimal portfolio warranted by the CAPM. In other words, foreign investors' home bias is still very strong. Home bias became even stronger during the GFC period, with the exception of developing Asia where foreign

holdings remained stable, with foreign investors investing less in the major industrialized economies. The overall increase in foreign holdings of developing Asia's debt securities appears to be driven by relatively stable exchange rates and higher risk-adjusted returns. Additionally, we find that inertia is less evident in the case of foreign holdings of short-term debt securities and that they tend to be more volatile than foreign holdings of longer term debt securities.

The remainder of this paper is organized as follows. In section 2, we describe the data sources used in this paper. In section 3, we present data on trends in foreign debt holdings in Japan and developing Asia in 2000–11. In section 4, we discuss the econometric framework and estimation results. Finally, in section 5, we summarize our findings and explore the policy implications for both Japan and developing Asia.

2. The Data Sources

The data on trends in government debt financing in Japan in subsection 3.1 are taken from the Bank of Japan's Flow of Funds Accounts (FFA) Statistics. The FFA records movements of financial assets and liabilities among institutional units called sectors, such as financial institutions, corporations, and households, for various financial instruments called transaction items, such as deposits and loans. Thus, the FFA includes data on holdings of government securities by each sector of the economy and hence can shed light on who is financing Japan's government debt. For a more detailed description of the FFA in English, refer to <http://www.boj.or.jp/en/statistics/sj/index.htm/>. The data on Japan in this survey are taken from, and hence are identical to, the Bank of Japan's Balance of Payments Statistics.

The data on foreign debt holdings by economy or region in subsection 3.2 are taken from the Coordinated Portfolio Investment Survey (CPIS) of the International Monetary Fund (IMF), which collects year-end data on portfolio investment holdings (equity and debt securities) from participating economies.

The data on bond yields, forward rates, and exchange rates in section 4 are taken from Bloomberg. Yields and forward rates on 3-year bonds are used for the full sample, while yields and forward rates on 12-month bonds are used for the short-term securities sample.

The data sources used to construct the "home bias index" or the "foreign asset acceptance rate" in section 5 are described in detail in the Data Appendix. The data sources for the other variables used in section 5 are as described above.

3. Trends in Foreign Debt Holdings in Japan and Developing Asia

3.1 Trends in Foreign Holdings of Japanese Government Securities, 2000–2011

In this subsection, we discuss trends in foreign holdings of Japanese government securities, which comprise the lion's share of debt securities in Japan, in 2000–2011.

Figures 1–3 show trends in foreign holdings of Japanese government securities in 2000–2011 for both short-term and medium- and long-term securities. As can be seen from these figures, the share of foreign holdings of Japanese government securities has been low until recently in the case of both short-term and medium- and long-term government securities, with the share of foreign holdings of short-term government securities ranging from 2.4%–7.3% and that of medium- and long-term government securities ranging from 2.7%–6.7% between March 2000 and September 2007.

However, the two shares diverged greatly thereafter: The share of foreign holdings of short-term government securities increased sharply to 14.8% in June 2008 before falling to 10.1% in December 2008 and increasing anew to 17.0% in March 2011 before leveling off. Meanwhile, the share of foreign holdings of medium- and long-term government securities remained low throughout the period under review, only increasing to a high of 7.8% in September 2008 before falling to 4.6% in March 2010 and increasing anew to 6.3% in September 2011.

Thus, the share of foreign holdings of government securities increased in the case of both short-term and medium- and long-term government securities but increased much more sharply and was often more than twice as high in the case of short-term government securities. This suggests that the growth in the appetite of foreign investors for Japanese government securities was much greater in the case of short-term securities, which in turn suggests that foreign investors regarded Japan as a safe haven for their assets in the short-run but not in the medium- or long-run, and this in turn suggests that foreigners regarded Japanese government securities as a temporary or short-term repository for their funds.¹

Turning to comparative data for other economies to put the figures for Japan in perspective, the share of foreign holdings of Italy's government debt was 44% in 2010, according to IMF estimates, and 47%, according to Morgan Stanley estimates. The corresponding figure for the United Kingdom (UK) was 32% in 2010, according to an article in the 28 April 2010 issue of *Keizai Rebyuu* (Bank of Tokyo-Mitsubishi UFJ). Finally, the share of foreign holdings of United States (US) Treasuries increased sharply from 17% in 2001 to 31% in 2011, according to US government data. As shown above, the corresponding figure for Japan has been at most 17% for short-term securities and

¹ The growing preference of foreign investors for short-term Japanese government securities may have been due in part to the low yields on Japanese government securities and the desire of foreign investors to avoid large losses if yields were to rise in the future. We are indebted to Thiam Hee Ng of ADB's Office of Regional Economic Integration (OREI) for making this point.

8% for medium- and long-term securities. Thus, the share of foreign holdings of government securities is much lower in Japan than in Italy, the UK, or the US.

Figure 4 shows data from the *AsianBondsOnline* database of the Asian Development Bank (ADB) on trends in the share of foreign holdings of government bonds in selected Asian economies in 1996–2011. As can be seen from this figure, the share of foreign holdings of local currency (LCY) government bonds is much higher in Indonesia (as high as 34%) and Malaysia (24%) than in Japan (6%). The share of foreign holdings of government bonds used to be much higher in Japan than in the Republic of Korea or Thailand, but the Republic of Korea has exceeded Japan since 2007, reaching 11%, and Thailand has exceeded Japan since 2011, reaching 11%–12%. Thus, Japan has been overtaken by many Asian economies with respect to foreign holdings of government bonds, and the share of foreign holdings of government securities in Japan appears to be much lower than both the industrialized economies of the US and Europe and the developing Asian economies.

3.2 Trends in Foreign Holdings of Developing Asia’s Debt Securities, 2000–2011

In this subsection, we present data on trends in foreign debt holdings, which consist primarily of foreign holdings of government securities, in developing Asia to highlight the similarities and differences vis-à-vis Japan. Figure 5 shows data on trends in the share of each economy or region in the total foreign debt holdings of developing Asia. As can be seen from this figure, the US is by far the largest foreign debt holder. Meanwhile, Asia (especially East Asia) and the eurozone economies are of roughly comparable importance and the UK is of lesser importance (except until 2004). Trends in the total foreign debt holdings of each economy or region in developing Asia are not shown due to space limitations, but these data show that foreign debt holdings increased from 2001 until 2007, declined in 2008, and increased anew in 2009–10 to attain all-time highs in 2010. Thus, trends are similar to those of foreign holdings of short-term government securities in Japan, at least after 2007, with sharp increases in foreign holdings after 2007 in Japan as well as in developing Asia except in 2008. With respect to trends in foreign debt holdings by economy or region, all economies and regions show similar trends, but the foreign debt holdings of the eurozone economies have shown a sharper upward trend than those of other economies and regions since 2008, suggesting that the “flight to quality” has been more pronounced in Europe due to the advent of the eurozone crisis.

Data on trends in the share of short-term foreign debt in total foreign debt in various regions of the world, and various economies and regions in Asia, are not shown due to space limitations, but these data reveal that the share of short-term foreign debt in total foreign debt shows considerable variation from region to region, being highest in the US and Asia, intermediate in the eurozone economies, and lowest in Latin America. Within Asia, total foreign debt is the highest in the People's Republic of China throughout the period under review, in South Asia in the earlier years, and in Japan in later years and

much lower in the ASEAN-4 economies² plus Viet Nam and in the newly industrialized economies (NIES),³ perhaps because of their growing attractiveness as a destination for long-term capital (Rodrik and Velasco 1999). As for trends over time, the share of short-term foreign debt in total foreign debt has been declining in the US, increasing sharply in Asia (especially the People's Republic of China and Japan), increasing moderately in the eurozone economies, and declining in South Asia and (at least since 2007) in ASEAN-4 plus Viet Nam and the NIES. Thus, the sharp upward trend in the share of short-term foreign debt in total foreign debt is unique to Asia, especially Japan and the People's Republic of China, and the level of this share is now highest in Asia, especially in Japan and the People's Republic of China.

Thus, capital is fleeing—from the US and eurozone economies—not only to Japan but also to other Asian economies, due in large part to the development of bond markets in developing Asia, with short-term capital fleeing primarily to the People's Republic of China, Japan, and South Asia and long-term capital fleeing primarily to ASEAN-4 economies, Viet Nam, and the NIES. It thus appears that the destination of capital flight depends on the investors' motivation, with those seeking a temporary safe haven choosing the People's Republic of China, Japan, and South Asia, which presumably provide good short-term risk-adjusted yields, and those seeking a long-term home for their funds choosing ASEAN-4 economies, Viet Nam, and the NIES, which all have good long-term growth prospects. Our assertion is corroborated in the case of the Republic of Korea by Cho (2011), who finds that foreign investors have increased their net purchases of medium- to long-term government securities of the Republic of Korea since the GFC due to (i) favorable growth prospects and sound economic indicators (e.g., a current account surplus and fiscal soundness) in the Republic of Korea, (ii) expectations of the Korean won's appreciation, and (iii) the desire of the central banks of the People's Republic of China and other Asian economies to diversify their foreign reserve investments.

However, the unusually high share of short-term foreign debt in total foreign debt in the People's Republic of China was due in large part to People's Republic of China government regulations that prohibited offshore foreign banks from purchasing long-term People's Republic of China government securities until August 2010. Thus, at least until 2010, the fact that the share of short-term foreign debt in total foreign debt was high in the People's Republic of China does not necessarily indicate that foreign investors regarded the People's Republic of China as a temporary safe haven for their funds. Moreover, the People's Bank of China's (PBOC) circular of 20 August 2010 allowed only offshore central banks and other eligible financial institutions to purchase long-term People's Republic of China government securities, and since the decision-making calculus of central banks is likely to be very different from that of other financial institutions, we need to be cautious about interpreting the motivation behind foreigners' purchases of People's Republic of China debt after 2010 as well.

² Association of Southeast Asian Nations (ASEAN)-4 refers to Indonesia, Malaysia, the Philippines, and Thailand.

³ The NIES comprise Hong Kong, China; Republic of Korea; Singapore; and, Taipei, China.

4. Reasons for the Sharp Increase in Foreign Holdings of Short-Term Japanese Government Securities and the Debt Securities of Developing Asia

4.1 Relative Yields

One possible reason for the sharp increase in foreign holdings of short-term Japanese government securities and of the debt securities of developing Asia is that their yields increased relative to the yields on the debt securities of other economies and regions. Figure 6 shows trends in hedged returns on 1-year government bonds in US dollars in six economies and regions (the US, the eurozone, the People's Republic of China, India, Japan, and the Republic of Korea) in 2005–12. As can be seen from this figure, yields on Japanese debt securities were the lowest among the six economies and regions throughout this period and were far lower than elsewhere. However, yields elsewhere fell sharply in 2008–09 due to monetary easing in response to the Lehman Brothers crisis, and this in turn caused the yield gap between Japan and elsewhere to narrow sharply; that is, it caused yields in Japan to become much more attractive relative to those elsewhere. (Note, however, that even though the yield gap narrowed significantly, yields remain somewhat lower in Japan than elsewhere.) To put the argument in different terms, the wide yield gap between Japan and elsewhere until 2007 led to extensive yen carry trades, wherein investors borrowed from Japanese banks at low rates, converted their funds into US dollars, for example, and purchased higher-yielding US government securities although the incentive to do so diminished after 2007 as the yield gap narrowed, leading investors to invest in Japanese government securities instead.⁴ Thus, the sharp narrowing of the yield gap between Japan and elsewhere can explain why holdings of short-term Japanese government securities increased so sharply after 2007.

As for the increase in foreign holdings of the debt securities of developing Asia since 2001 (except in 2008), the upward trend in yields in the People's Republic of China, India, and the Republic of Korea before 2007 and after 2009 (except in the Republic of Korea after 2009) and the sharp decline in yields in these economies in 2008 can help explain these trends.

4.2 Relative Risks

Another possible reason for the sharp increase in foreign holdings of short-term Japanese government securities and of the debt securities of developing Asia are changes in risk levels in different economies and regions. Figure 7 shows trends in the rolling average of the standard deviation of hedged returns on 1-year government bonds in US dollars in the same six economies and regions in 2005–11. As can be seen from this figure, the risk gap between Japan and elsewhere was relatively narrow until late 2008, even though risk levels were somewhat lower in Japan than elsewhere. However, the risk gap widened dramatically from late 2008 until early 2010, not because risk levels in Japan changed but because risk levels elsewhere increased sharply due to the advent

⁴ We are indebted to Joseph Lim of the University of the Philippines for this interpretation.

of the eurozone crisis. Thus, the sharp widening of the risk gap between Japan and elsewhere—the fact that Japanese debt securities became much safer than those of other economies—can explain why holdings of short-term Japanese government securities increased so sharply after 2007.

In other words, foreign investors temporarily shifted their assets into short-term Japanese government securities following the Lehman Brothers crisis due to their perception of Japan as a safe haven and their perception of Japanese short-term government securities as a relatively safe asset. However, the fact that foreign investors purchased primarily short-term securities implies that they are likely to expatriate their resources once yields in the eurozone return to “normal” levels.

According to a 2011 Bank of Japan report, foreign investors temporarily shifted their assets into short-term Japanese government securities following the outbreak of the eurozone crisis in May 2010, and this trend continued the third quarter of 2010 due to their perception of Japan as a safe haven. This corroborates the importance of the second reason: that it was the widening of the risk gap between Japan and other economies that was responsible for the increased foreign holdings of Japanese government securities.

As for trends in foreign holdings of the debt securities of developing Asia, the fact that risk levels in the People's Republic of China, India, and the Republic of Korea increased more sharply than in the US, the eurozone, and Japan in 2008–09 can explain why foreign holdings of the debt securities of developing Asia fell sharply in 2008, but trends in risk levels cannot explain the increase in foreign holdings of the debt securities of developing Asia in other years. It appears that developing Asia was not regarded as a safe haven since risk levels increased more sharply in developing Asia than elsewhere at the time of the Lehman Brothers crisis.

4.3 The Combined Impact of the Two Factors

Figure 8 shows trends in risk-adjusted hedged returns on 1-year government bonds in US dollars in the same six economies and regions in 2005–11. This variable shows the combined impact of yields and risk levels. As can be seen from this figure, risk-adjusted hedged returns on 1-year government bonds in US dollars were much lower in Japan than elsewhere until 2007, but risk-adjusted hedged returns elsewhere converged to Japanese levels in 2008–09 and remained below Japanese levels thereafter in some cases.

Thus, the two factors (yields and risk levels) in combination can explain why foreign holdings of short-term Japanese government securities increased so sharply after 2007, inducing foreign investors to at least temporarily shift their portfolios from non-Japanese (eurozone) government securities to Japanese government securities. This suggests that conventional economic factors (risks and returns) can explain the behavior of foreign investors without having to resort to non-economic explanations. However, it appears that conventional economic factors can only partially explain trends in foreign holdings of the debt securities of developing Asia.

However, the sharp increase in foreign holdings of short-term Japanese government securities was largely attributable to central banks, especially the PBOC, and central banks may have very different motivations from those of private investors. For example, these central banks wanted to diversify away from US government securities for various reasons and chose to shift into short-term Japanese government securities since they are more liquid than longer-term securities and hence more suitable for holding as foreign exchange reserves.⁵

Unfortunately, a breakdown of foreign holdings of Japanese government securities by type of holder is not available and hence we cannot ascertain the importance of this central bank hypothesis directly. However a breakdown of foreign holdings of Japanese government securities by economy and region is available, and in the case of short-term debt, Europe (excluding the UK) was the largest foreign holder of short-term Japanese debt in 2003–04 and 2007–09, while international institutions were the largest foreign holder of Japanese debt in the intervening years of 2005–06 and again in 2010–12. By contrast, the importance of the ASEAN economies as holders of short-term Japanese debt has increased sharply in recent years, rising to a third place ranking in 2009 and to second place in 2010–11. Thus, the People’s Republic of China has not held a dominant share of short-term Japanese debt until recently, suggesting that the central bank hypothesis has not been of dominant importance, at least until recently.

5. An Econometric Analysis of Foreign Holdings of Debt Securities

5.1 Deviation from CAPM and Home Bias

As discussed in the previous section, foreign holdings of Asian debt securities have been increasing in recent years. What was particularly noticeable during the GFC period of 2009–11 is that foreign holdings of short-term debt securities showed volatile movements, with a sharp drop followed by a renewed surge in some developing Asian economies, from almost none in previous years in some economies.

Solnik (1974) and Sercu (1980) show that in a fully integrated world in which purchasing power parity (PPP) holds, the international version of the CAPM of Sharpe (1964) and Lintner (1965) will also hold and that, in equilibrium, all investors will hold the world market portfolio, with each country’s portfolio being weighted by its market capitalization because the CAPM assumes that all investors have identical expectations regarding the mean and variance of future returns on all securities and apply the same portfolio optimization procedure. Thus, for example, as the US stock market accounts for about 45% of world stock market capitalization, the CAPM predicts that all investors will invest about 45% of their equity wealth in the US stock market.

If the CAPM holds, the surge in foreign holdings of short-term Asian debt securities at the time of the GFC is not necessarily surprising since debt securities markets in Asia

⁵ We are indebted to an anonymous referee for this point.

deepened significantly during the same period and foreign holdings of debt securities should have increased commensurately with the increase in market capitalization. However, the evidence presented by French and Poterba (1991) shows that the share of their portfolios that countries invest in foreign securities is much too low compared to simple benchmarks derived from the CAPM and hence that the CAPM does not hold, and the fact that non-US investors only invest 8% of their equity wealth in the US points toward the same conclusion.

In this section, we conduct an econometric analysis of foreign holdings of debt securities using the foreign asset acceptance rate or home bias index, which controls for relative market size and measures the deviation from the optimal portfolio as warranted by the CAPM. This index was computed by the IMF (2005) as follows:

$$l_{i,t} = \frac{\frac{DD_{i,t}}{WDMC_t - DDMC_{i,t}}}{\frac{DDMC_{i,t}}{WDMC_{i,t}}} \quad (1)$$

where $DD_{i,t}$ measures country i 's domestic debt securities held by foreign investors, $WDMC_t$ measures the worldwide market capitalization of debt securities, and $DDMC_{i,t}$ measures the market capitalization of country i 's domestic debt securities. Eleven economies are included in the sample: seven developing Asian economies (Hong Kong, China; Indonesia; the Republic of Korea; Malaysia; the Philippines; Singapore; and Thailand) and four major industrialized economies or regions (the Eurozone, Japan, the UK, and the US). Finally, t spans from 2001 until 2011.

If there is no home bias, the index $l_{i,t}$ should equal unity. However, if foreign investors exhibit home bias for various reasons, foreign holdings of country i 's assets will tend to be smaller than what the relative domestic market size would imply, leading $l_{i,t}$ to be less than unity.

We computed the home bias index for the eleven economies in our sample, and our results are shown in Figures 9 and 10. We found, in general, that the index is less than unity, suggesting the presence of home bias. Foreign holdings of the debt securities of developing Asian economies are still very limited and far lower than what their share of worldwide market capitalization would imply. Among the economies in our sample, the Eurozone economies show the highest index value, implying that the share of foreign holdings in these economies is close to 80% of the optimal share. Since the GFC, however, foreign holdings of Eurozone debt securities have been declining steadily and the downward trend became evident with respect to short-term securities as well in 2009.

The US shows the second highest value of the home bias index among the economies in our sample, but its value is far lower than it is in the Eurozone economies, implying that the share of foreign holdings in the US is only 30% of the optimal share. However, unlike in the Eurozone economies, the US did not show a decline in foreign holdings of

total debt securities during the post-GFC period, although it did show a moderate decline in foreign holdings of short-term debt securities.

The home bias index is low, in general, in Asia, but when one conducts a comparison within Asia, foreign investors underinvest the most in the debt securities of Japan and Thailand. Foreign investors also underinvest in the debt securities of the Republic of Korea, but foreign holdings of Korean debt securities have been increasing steadily since 2007. Foreign holdings of the debt securities of Malaysia; the Philippines; Indonesia; Hong Kong, China; Singapore; and Thailand have increased during the sample period, except in 2008–09 when there was a sharp drop in foreign holdings. The home bias index showed volatile movements in many economies around the time of the GFC (2007–09), with this index dropping sharply before rebounding and with these trends being particularly pronounced in some Asian economies.

5.2 Econometric Model

The objective of this section is to examine econometrically whether or not these trends can be explained by changes in home bias during the GFC period or by other factors such as the return chasing motive, as discussed in the previous section. The specification follows a simplified version of a portfolio selection model with standard mean-variance such as those of Adler and Dumas (1985) and Cooper and Kaplanis (1994), where purchasing power parity (PPP) can be violated. In such a model, deviations from optimal portfolio weights (portfolio bias) can be explained by exchange rate volatility. The deviation from the optimal portfolio weight (home bias) can be measured as $\ln\left(\frac{DD_{i,t}}{WDMC_t - DDMC_{i,t}}\right) - \ln\left(\frac{DDMC_{i,t}}{WDMC_{i,t}}\right)$, and increases with real exchange rate

volatility, which measures the degree to which relative PPP is violated. The share of a specific asset can deviate from the optimal portfolio for many reasons.

Any deviation of the exchange rate from PPP drives a wedge between real returns on domestic and foreign investment under the assumption that the variances of nominal returns are identical within asset classes. As a robustness test, we also try using the change in the portfolio weight based on the risk-adjusted return on assets in place of the exchange rate volatility measure.

We use the following specification:

$$\begin{aligned} & \ln\left(\frac{DD_{i,t}}{WDMC_t - DDMC_{i,t}}\right) \\ &= \alpha_0 + \alpha_1 \ln\left(\frac{DDMC_{i,t}}{WDMC_{i,t}}\right) + \alpha_2 \left[\ln(\sigma_{i,t}) \right] + \alpha_3 [rr_{i,t}] \\ &+ \alpha_4 \ln\left(\frac{DD_{i,t-1}}{WDMC_{t-1} - DDMC_{i,t-1}}\right) + \alpha_5 X_{i,t} + \varepsilon_{i,t} \end{aligned} \tag{2}$$

where $\ln\left(\frac{DD_{i,t}}{WDMC_t - DDMC_{i,t}}\right)$ is the natural logarithm of actual foreign holdings of debt securities as a share of foreign market size, while $\ln\left(\frac{DDMC_{i,t}}{WDMC_{i,t}}\right)$ is the natural logarithm of the relative size of the domestic debt securities market. α_1 should equal one if there is no home bias. $\ln(\sigma_{i,t})$ is the natural logarithm of the average standard deviation of monthly bilateral real exchange rate changes in country i at time t , and $rr_{i,t}$ is the natural logarithm of the risk-adjusted dollar return on the debt securities of country i at time t . The dollar (hedged) return is calculated as the bond yield adjusted for the foreign exchange rate. The risk-adjusted return is then derived by dividing the hedged return by the return volatility defined as the standard deviation of the monthly hedged return at time t . $X_{i,t}$ is a vector of other variables that are included in the specification. $\varepsilon_{i,t}$ is an error term. A one-period lag of the dependent variable, $\ln\left(\frac{DD_{i,t}}{WDMC_t - DDMC_{i,t}}\right)$, is also included.

The equation is estimated using a fixed effects model as well as a tobit model, which corrects for censoring of the dependent variable. Again, the sample includes eleven economies: seven developing Asian economies (Hong Kong, China; Indonesia; the Republic of Korea; Malaysia; the Philippines; Singapore; and Thailand) and four major industrialized economies or regions (the Eurozone, Japan, the UK, and the US). t spans from 2001 to 2011. Various specifications were estimated for both the full sample and for the developing Asia sample.

Econometric tests of the portfolio selection model with standard mean-variance typically use data on equities, but it can also be applied to debt securities, as we do, because debt securities are also risky assets. In fact, at least one study (Fearnley 2002) has tested this model including both equities and government bonds.

5.3 Estimation Results

Tables 1 and 2 report the estimation results. Table 1 reports the results for four specifications (Panels A–D) for both the full sample and the developing Asia sample for foreign holdings of debt securities of all maturities. As can be seen from this table, the estimated home bias coefficients α_1 are generally consistent with previous studies (Fidora et al. 2006) and with what the international CAPM predicts. A country whose market size increases by 1 percentage point relative to world market capitalization would attract international bond holdings amounting to 0.27% of the bond assets held abroad by foreigners, according to the results for the full sample, but this coefficient is slightly smaller and insignificant in the case of the developing Asia sample (Panel A). This result is consistent with (French and Poterba 1991), who find that compared to simple benchmarks resulting from the CAPM the share of their portfolios that investors invest in foreign securities is much too low and deviates from unity.

One has to be careful when assessing the marginal effects of explanatory variables on home bias. Our preferred tobit estimator is non-linear, implying non-constant marginal effects of the explanatory variables. However, the relatively low degree of censoring in our sample would in practice allow for a direct interpretation of the estimated coefficients as marginal effects. This is confirmed by the fact that the results from the tobit estimation are very similar to those from the fixed effects model, which suggests that the possible bias introduced by fixed effects estimation is minimal (Panel B).

The coefficient of real exchange rate volatility is negative, as expected, and is statistically significant in the full sample. It thus appears that an increase in the volatility of real exchange rates in general tends to scare investors away from holding foreign debt securities. This result holds regardless of which measure of real exchange rate volatility we use; that is, the results are similar regardless of whether or not we use hedged exchange rates. The lagged value of the investment share enters significantly with a coefficient of about 0.54, suggesting the existence of inertia.

We then examine whether or not the risk-adjusted return matters rather than real exchange rate volatility. In Panel C, the risk-adjusted return on 3-year bonds is used in lieu of real exchange rate volatility. The results reveal that its coefficient is positive and statistically significant in both the full sample and the developing Asia sample, meaning that higher returns raise investment shares. This result is particularly strong for the developing Asia sample, in which the coefficients of other explanatory variables turn out to be generally insignificant, suggesting that the high risk-adjusted returns of the region were the primary factor that attracted foreign investors.

In all of the specifications, we include a GFC dummy (a dummy variable that equals one in 2009–11 and zero otherwise) to pick up any period-specific impacts between 2009 and 2011. The coefficient of the GFC dummy variable turns out to be positive and statistically significant in all of the specifications for both the full sample and the developing Asia sample. These results suggest that the foreign holdings of debt securities were significantly higher during the GFC period than during the tranquil period in our sample and that this was particularly so for developing Asia even after controlling for other factors that may have affected portfolio decisions.

We then examine whether or not the strength of home bias changed during the GFC period in Panel D by estimating equations that include relative market size interacted with a dummy variable for the years 2009–2011. The estimation results for the full sample suggest that foreign investors responded less to an increase in relative market size during the GFC period. In other words, foreign investors became more home biased during this period. However, the coefficient of the interactive variable was not statistically significant in the developing Asia sample, implying that the aforementioned tendency did not exist in the developing Asia sample and that foreign investors continued investing in developing Asia to the same extent as before during the GFC period, though still to a lesser degree than the optimal portfolio implied by the international CAPM. This result holds regardless of which measure of real exchange rate volatility we use.

Because of the volatility, or surge, in foreign holdings of short-term debt securities during the GFC, we also do our estimations for the case of foreign holdings of short-term

securities to see if there are any peculiarities. The estimation results for foreign holdings of short-term debt securities are shown in Table 2, Panels A–D. As can be seen from this table, the coefficients of the lagged dependent variable are much smaller in the case of short-term debt securities than in the case of all debt securities, suggesting that inertia is weaker in the case of short-term securities. Another difference relative to the results in Table 1 is that the coefficient of the GFC dummy is much higher: about 0.6–0.9 compared to about 0.2 in Table 1. Thus, investments in short-term debt securities were more volatile and, on average, the surge in foreign holdings of developing Asia's debt securities during the GFC period was especially pronounced in the case of short-term debt securities.

The results also show that real exchange rate volatility has a negative and statistically significant impact on foreign holdings of short-term debt securities, unlike in the case of debt securities of all maturities in developing Asia, as we saw in Table 1. This result holds regardless of which measure of real exchange rate volatility we use. Foreign investors apparently shied away from holding the short-term debt securities of other economies because of the volatility of exchange rates, and this tendency can be observed even in the developing Asia sample. Since Asian currencies were much more stable than Eurozone or UK currencies, this result implies that the surge in foreign holdings of the debt securities of developing Asian economies was due partly to lower exchange rate volatility in developing Asia. The coefficient of risk-adjusted returns continued to be significant in the case of foreign holdings of both total and short-term debt securities, which implies that the surge in foreign holdings of the short-term securities of the developing Asian economies was also due partly to the higher returns in developing Asia relative to the four major industrialized economies, particularly in the late 2000s.

Turning to the relevance of our findings in this section for the determinants of foreign holdings of short-term Japanese government securities discussed in the previous section, our finding in this section that risk-adjusted returns are a significant determinant of foreign holdings of debt securities corroborates our contention in section 4 that the fact that risk-adjusted returns elsewhere converged to Japanese levels in 2008–09 was responsible for the sharp increase in foreign holdings of short-term Japanese government securities after 2007.

6. Summary of Findings and Policy Implications

Looking first at our findings concerning government debt financing in Japan, although Japan's fiscal situation continues to be wobbly, Japan (in particular, the Japanese government) benefited greatly from the eurozone crisis because it prompted at least a temporary shift in the portfolios of foreign investors toward relatively safe Japanese government securities, especially short-term Japanese government securities, which in turn kept yields lower than they would have been otherwise. However, this situation will not continue indefinitely because risks in the rest of the world will eventually decline and because investor appetite for risk will eventually return as the eurozone crisis subsides. (In fact, Figure 7 shows that risk levels on government securities in economies and regions other than Japan had already declined sharply by early 2010.) Moreover, the

current situation is tenuous because the shortening of maturities on Japanese government securities, especially among foreign holdings of such securities, increases the difficulty of rollover and the risk of capital flight because bond markets are deepening and expanding in developing Asia, thereby creating competition for Japanese bonds, especially since they offer higher yields and the possibility of currency appreciation, and because household saving rates in Japan can be expected to decline even further due to the continuing aging of the Japanese population (Horioka 1989, 1991, 1992, and 1997). The share of foreign holdings of short-term Japanese government securities has been falling sharply since peaking at 30.2% in September 2012—presumably for all of the reasons mentioned above—and was only 26.8% in December 2012 and 28.6% in March 2013.

The policy implication of these findings for Japan is that the Japanese government still needs to get its fiscal house in order, preferably sooner rather than later. And the most obvious ways of doing so are to increase tax revenues (e.g., by increasing the consumption tax as the government is planning to do) and/or to cut government expenditures (e.g., by reforming the public pension system and other social safety nets). The problem is that it is hard to implement such reforms in a country in which the economy is stagnant and still recovering from the earthquake, tsunami, and nuclear power plant accident of March 2011 and in which the government has lacked the political will to implement necessary fiscal reforms for many years.

Turning to our findings concerning foreign debt holdings in developing Asia, we found that capital is fleeing—from the US and the eurozone economies—not only to Japan but also to other Asian economies due in large part to the expansion of bond markets in developing Asia.

Our econometric analysis suggests that, despite the increase in foreign holdings of debt securities, their share is still far lower than the optimal portfolio warranted by the capital asset pricing market model. In other words, foreign investors' home bias is still very strong. Home bias became even stronger during the GFC period, with the exception of developing Asia where foreign holdings remained stable, with foreign investors investing less in the major industrialized economies. The overall increase in foreign holdings of developing Asia's debt securities appears to be driven by relatively stable exchange rates and the higher risk-adjusted returns on the debt securities of this region. Additionally, we found that inertia is less evident in the case of foreign holdings of short-term debt securities and that they tend to be more volatile.

One lesson that developing Asia can learn from Japan is that capital is mobile internationally (though not fully mobile) and that it will flow to where the risk-return trade-off is the most attractive. If sovereign debt crises arise and/or are exacerbated in the eurozone or elsewhere, government securities in developing Asia will become relatively attractive as assets and foreign investors may well move their assets into debt securities in developing Asia. The rapid development of bond markets in developing Asia—which is presumably due in large part to high yields, favorable long-term growth prospects, and a high probability of currency appreciations—makes this possibility all the more likely. Needless to say, however, volatile capital flows, currency appreciations, and the adverse

trade and other impacts of the eurozone crisis will make macroeconomic management in developing Asia more difficult (Dornbusch 1986 and ADB 2012).

Data Appendix

Variable Name	Data Source	Definition
Equity	Coordinated Portfolio Investment Survey	Equity securities comprise all instruments and records that acknowledge claims on the residual value of corporations or quasi-corporations, after the claims of all creditors have been met (BPM6 paragraph 5.21). Shares, stocks, participations or similar documents (e.g., American Depositary Receipts) usually denote ownership of equity. <i>(IMF-CPIS definition)</i>
Debt Securities	Coordinated Portfolio Investment Survey	Debt securities are negotiable instruments serving as evidence of a debt. They give the holders the unconditional right to fixed or contractually determined variable payments (i.e., earnings of interest is not dependent on earnings of the debtors). The maturity of a debt instrument is classified as either long-term (a maturity of more than 1 year or with no stated maturity, other than on demand), or short-term (payable on demand or with a maturity of 1 year or less). <i>(IMF-CPIS definition)</i>
Foreign Assets held by Domestic Residents	Derived using data from Coordinated Portfolio Investment Survey	Total value of equity or debt investment from world to destination country. For developing Asia, foreign assets held by domestic residents are the total value of equity or debt investment from the world to developing Asia (Hong Kong, China; India; Indonesia; Japan; the Republic of Korea; Malaysia; Pakistan; the Philippines; Singapore; and Thailand).
Domestic Assets held by Foreign Residents	Derived using data from Coordinated Portfolio Investment Survey	Total value of equity or debt investment from source country to world. For developing Asia, domestic assets held by foreign residents are the total value of equity or debt investment from developing Asia (Hong Kong, China; India; Indonesia; Japan; the Republic of Korea; Malaysia; Pakistan; the Philippines; Singapore; and Thailand) to the world.

Data Appendix: Continued

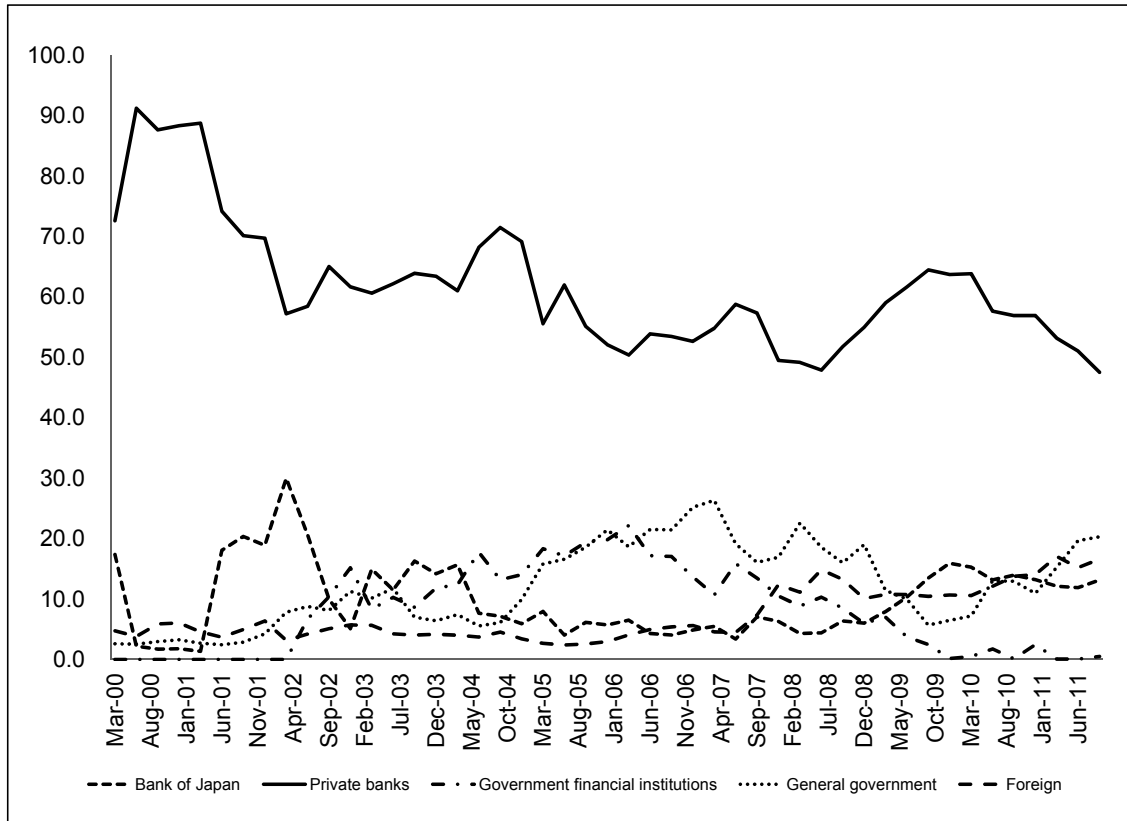
Variable Name	Data Source	Definition
Domestic and World Equity Market Capitalization	World Bank's <i>World Development Indicators (WDI)</i>	Market capitalization (also known as market value) is the share price times the number of shares outstanding. Listed domestic companies are the domestically incorporated companies listed on the country's stock exchanges at the end of the year. Listed companies do not include investment companies, mutual funds, or other collective investment vehicles. Data are in current US dollars. (<i>WDI Definition</i>)
Domestic Debt Market Capitalization	Bank for International Settlements	Outstanding debt securities (domestic + international debts) of a country
World Debt Market Capitalization	Derived using data from Bank for International Settlements	Total of the outstanding debt securities (domestic + international debts) of the countries available in the BIS database
Foreign Asset Acceptance Ratio (Home Bias Index)	Derived	<p>Measures the extent to which the share of foreign assets in an investor's portfolio diverges from the share of foreign assets that would be held in a "borderless" global portfolio. A ratio of 100% entails no divergence and therefore no home bias; a lower ratio means greater measured home bias.</p> <p>The index is computed as (foreign assets held by domestic residents / (domestic market capitalization + foreign assets held by domestic residents – domestic assets held by foreign residents)) / ((world market capitalization – domestic market capitalization) / world market capitalization).</p>

References

- Adler, M. and B. Dumas. 1983. International Portfolio Choice and Corporation Finance: A Synthesis. *Journal of Finance* 38:925–984.
- Asian Development Bank. 2012. *Asian Development Outlook 2012*. Manila: Asian Development Bank.
- Cho, S. 2011. Foreign Bond Ownership in Korea: Changing Trends and Implications. *Korean Capital Market Institute* 3:56-65.
- Cooper, I. and E. Caplanis 1994. Home Bias in Equity Portfolios, Inflation Hedging, and International Capital Market Equilibrium. *Review of Financial Studies* 7: 45–60.
- Dornbusch, R. 1986. Flexible Exchange Rates and Excess Capital Mobility. *Brookings Papers on Economic Activity* 1986:209-226.
- Feldstein, M. and C. Horioka. 1980. Domestic Saving and International Capital Flows. *Economic Journal* 90:314-329.
- Fearnley, T. A. 2002. Estimation of an International Capital Asset Pricing Model with Stocks and Government Bonds. *Research Paper No. 95*. Geneva: International Center for Financial Asset Management and Engineering (FAME).
- Fidora, M., M. Fratzscher, and C. Thimann. 2006. Home Bias in Global Bond and Equity Markets: The Role of Real Exchange Rate Volatility. *Working Paper Series No. 685*. Frankfurt: European Central Bank.
- French, K. R., and J. M. Poterba. 1991. Investor Diversification and International Equity Markets. *American Economic Review* 81:222–226.
- Habib, M. M. and L. Stracca. 2011. Getting Beyond Carry Trade: What Makes a Safe Haven Currency? *Working Paper Series No. 1288*. Frankfurt: European Central Bank.
- Horioka, C. Y. 1989. Why Is Japan's Private Saving Rate So High? In R. Sato and T. Negishi, eds., *Developments in Japanese Economics*. Tokyo: Academic Press/Harcourt Brace Jovanovich, Publishers.
- Horioka, C. Y. 1991. The Determinants of Japan's Saving Rate: The Impact of the Age Structure of the Population and Other Factors. *Economic Studies Quarterly* 42:237-253.
- Horioka, C. Y. 1992. Future Trends in Japan's Saving Rate and the Implications Thereof for Japan's External Imbalance. *Japan and the World Economy* 3:307-330.

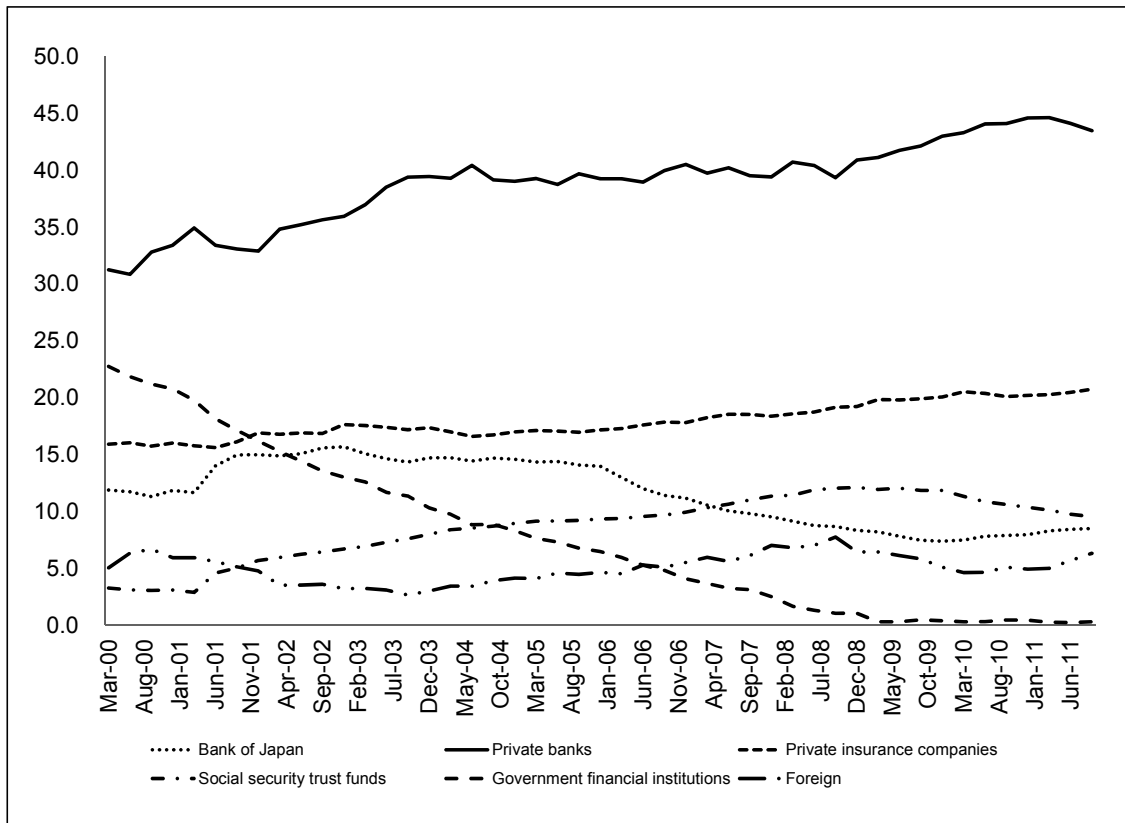
- Horioka, C. Y. 1997. A Cointegration Analysis of the Impact of the Age Structure of the Population on the Household Saving Rate in Japan. *Review of Economics and Statistics* 79: 511-516.
- International Monetary Fund. 2005. Aspects of Global Asset Allocation. In International Monetary Fund, ed., *Financial Stability Report*. Washington, D.C.: International Monetary Fund. Available at <http://www.imf.org/External/Pubs/FT/GFSR/2005/02/>.
- Isard, P. and L. Stekler, Lois. 1985. U.S. International Capital Flows and the Dollar. *Brookings Papers on Economic Activity* 1;219-236.
- Lintner, J. 1965. The Valuation of Risk Assets and the Selection of Risky Investments in Stock Portfolios and Capital Budgets. *Review of Economics and Statistics* 47:13-37.
- Obstfeld, M. and K. Rogoff, Kenneth. 2001. The Six Major Puzzles in International Macroeconomics: Is There a Common Cause? *NBER Macroeconomics Annual* 2000 15:339-412.
- Rodrik, D. and A. Velasco. 1999. Short-Term Capital Flows. *Working Paper* No. 7364. Cambridge, MA: National Bureau of Economic Research.
- Sercu, P. 1980. A Generalization of the International Asset Pricing Model. *Revue de l'Association Française de Finance*, 1:91-135.
- Sharpe, W. 1964. Capital Asset Prices: A Theory of Market Equilibrium under Conditions of Risk. *Journal of Finance* 19:425-42.
- Solnik, B. H. 1974. An Equilibrium Model of the International Capital Market. *Journal of Economic Theory* 8:500-524.

Figure 1: Holding of Short-term Japanese Government Securities by Sector, 2000–2011 (shares)



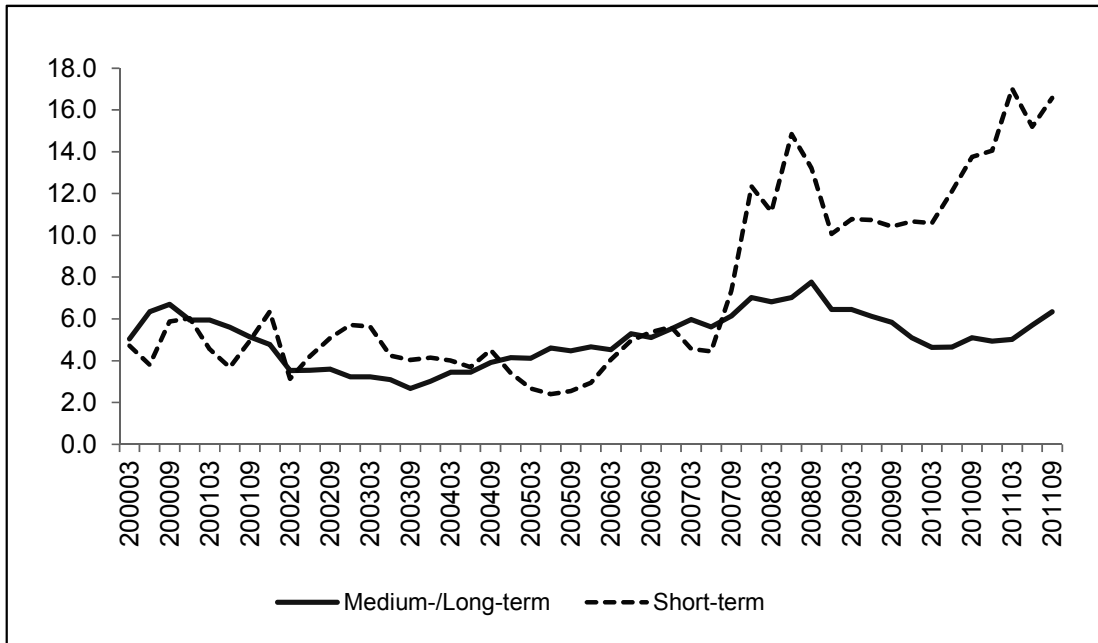
Source: Flow of Funds Accounts Statistics, Bank of Japan.

Figure 2: Holdings of Medium-term and Long-term Japanese Government Securities by Sector, 2000–2011 (shares)



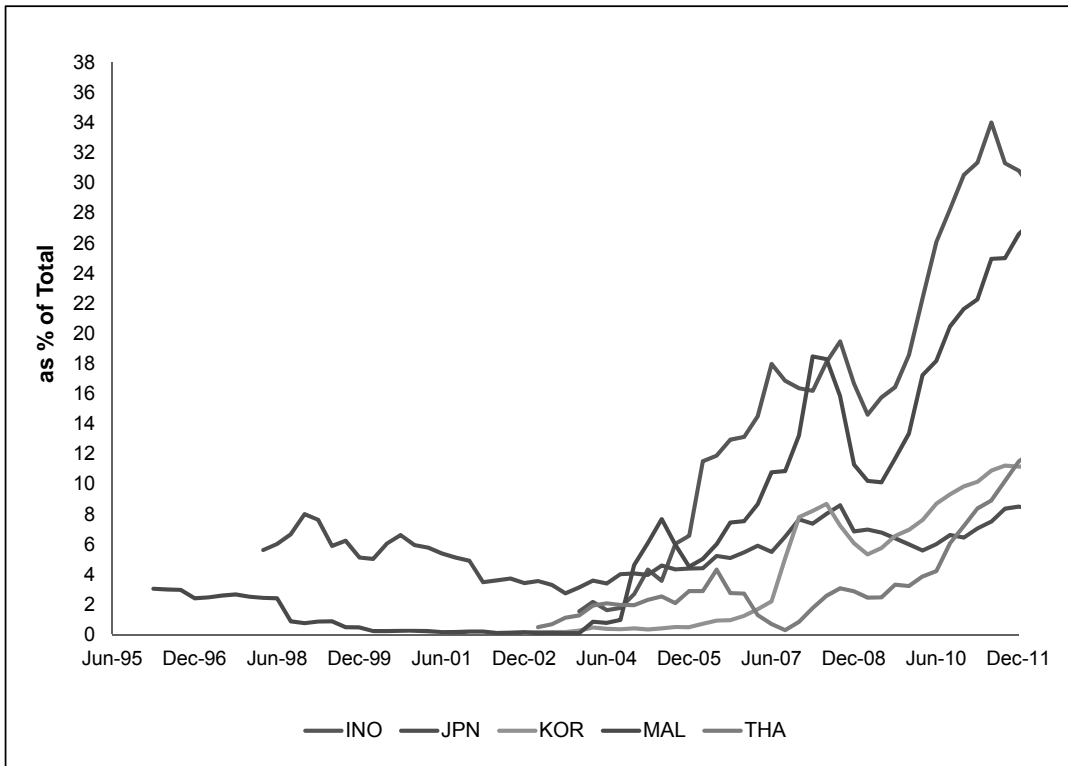
Source: Flow of Funds Accounts Statistics, Bank of Japan.

Figure 3: Share of Foreign Holdings of Japanese Government Securities, 2000–2011 (shares)



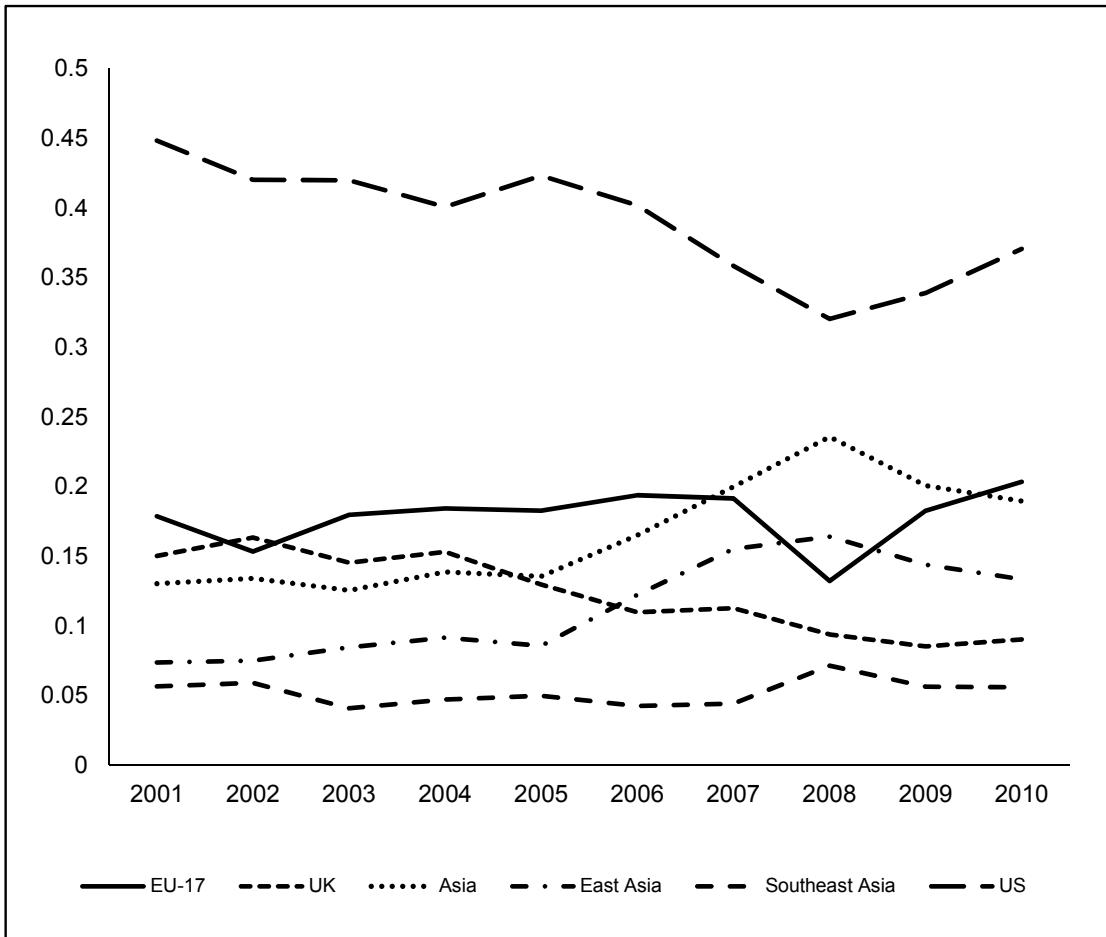
Source: Flow of Funds Accounts Statistics, Bank of Japan.

Figure 4: Share of Foreign Holdings of Government Bonds in Asia (shares)



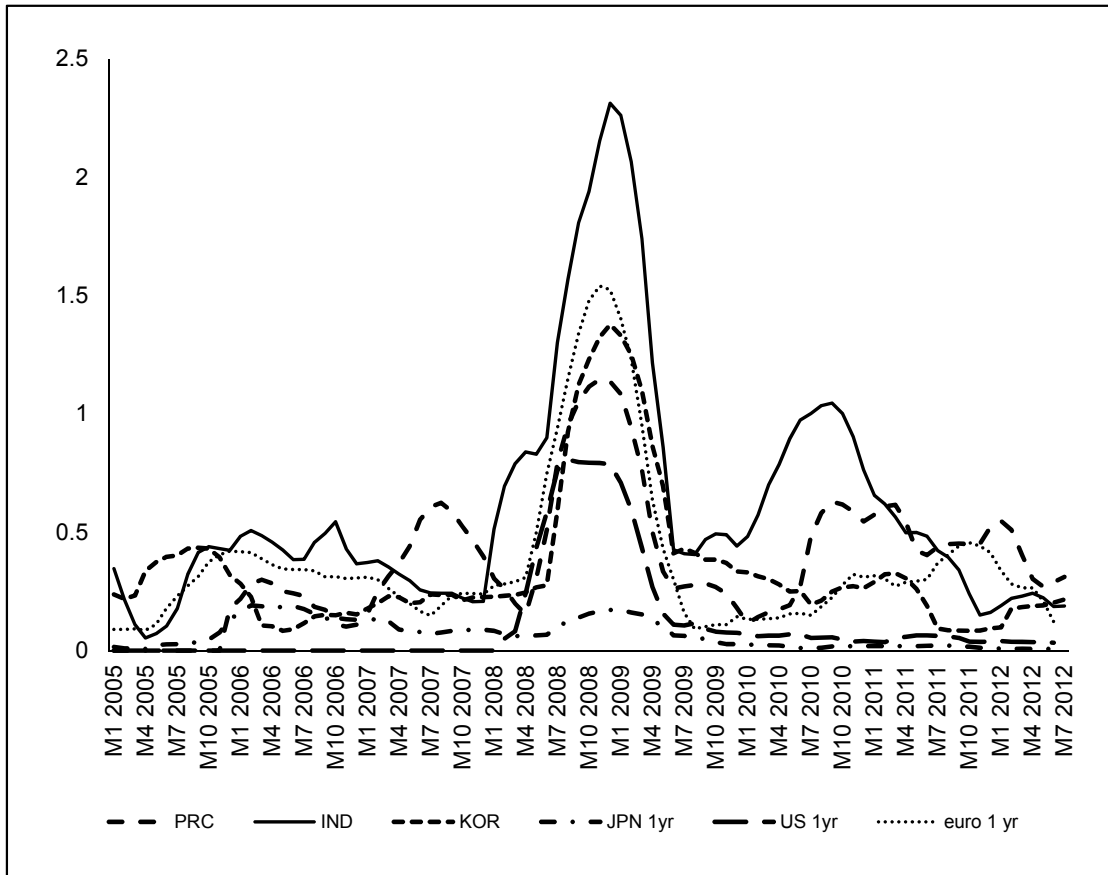
Source: *AsianBondsOnline*.

Figure 5: Share of Each Economy or Region in the Total Foreign Debt Holdings of Developing Asia, 2001–10 (shares)



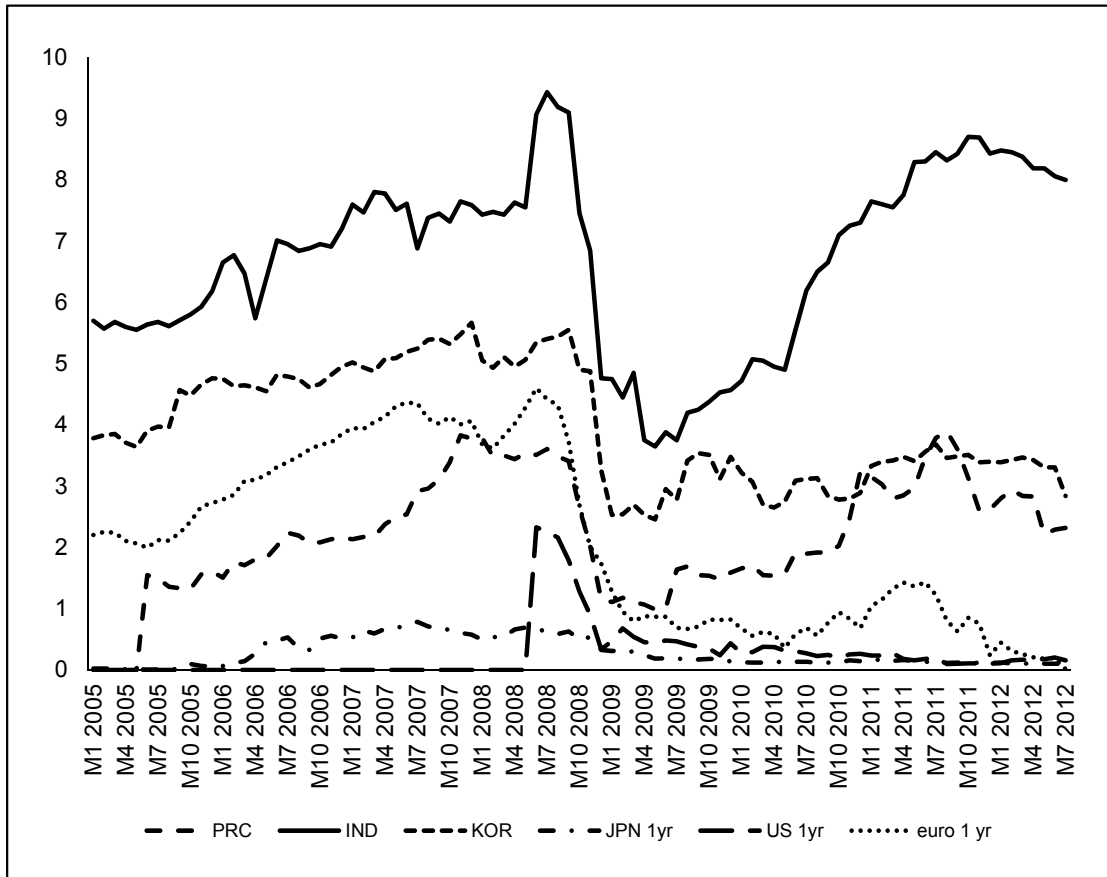
Source: International Monetary Fund's (IMF) *Coordinated Portfolio Investment Survey*.

Figure 6: Hedged Returns on One-year Dollar Bonds in Selected Economies and Regions, 2005-2012 (%)



PRC = People's Republic of China; IND = India; KOR = Republic of Korea; JPN = Japan; US = United States.
 Note: Hedged returns are returns that are hedged against currency risk.
 Source: Authors' own calculations using data from the Bloomberg financial data base.

Figure 7: Rolling Standard Deviations of Hedged Returns on One-year Dollar Bonds in Selected Economies and Regions, 2005-2012 (%)

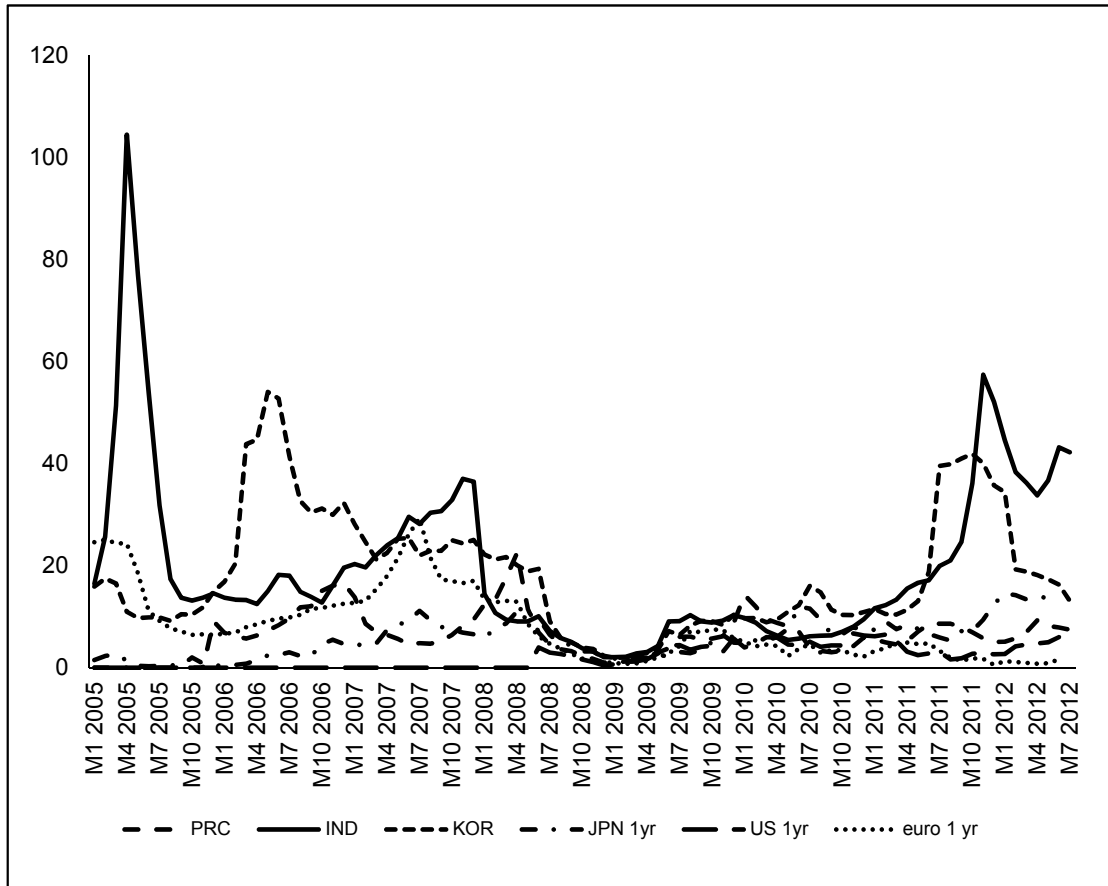


PRC = People's Republic of China; IND = India; KOR = Republic of Korea; JPN = Japan; US = United States; euro = eurozone.

Note: The rolling standard deviation of hedged returns was calculated using a 12-month window with the current month being the seventh month.

Source: Authors' own calculations using data from the Bloomberg financial data base.

Figure 8: Risk-adjusted Hedged Returns on One-year Dollar Bonds in Selected Economies and Regions, 2005-2012 (%)

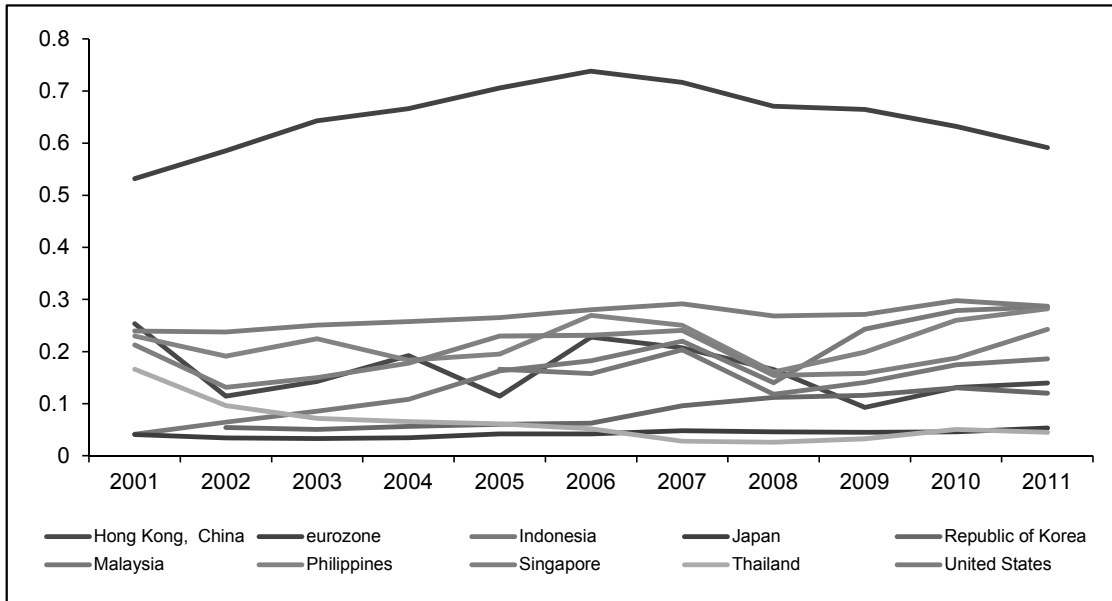


PRC = People's Republic of China; IND = India; KOR = Republic of Korea; JPN = Japan; US = United States; euro = eurozone.

Note: The risk-adjusted hedged return was calculated by dividing the hedged return by the rolling standard deviation of hedged returns.

Source: Authors' own calculations using data from the Bloomberg financial data base.

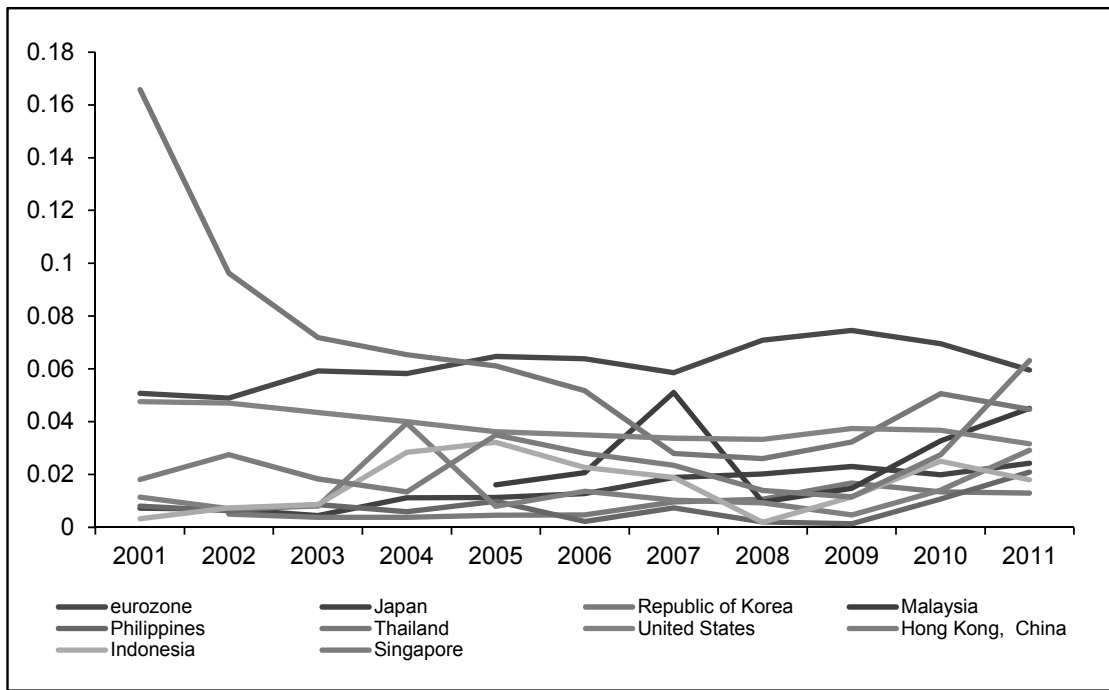
Figure 9: Home Bias Index (Debt Securities of All Maturities)



Note: Shows the ratio of foreign holdings of total debt securities to the foreign market capitalization of total debt securities divided by the ratio of the domestic market capitalization of total debt securities to the worldwide market capitalization of total debt securities.

Source: Refer to the Data Appendix.

Figure 10: Home Bias Index (Short-term Debt Securities)



Note: Shows the ratio of foreign holdings of short-term debt securities to the foreign market capitalization of short-term debt securities divided by the ratio of the domestic market capitalization of short-term debt securities to the worldwide market capitalization of short-term debt securities.

Source: Refer to the Data Appendix.

Table 1: Estimation Results (Foreign Holdings of Debt Securities of All Maturities as a Share of the Foreign Market Capitalization of Debt Securities of All Maturities)

Variables	Fixed effects Model			Tobit Model				
	A		B		C		D	
	Whole	Asia	Whole	Asia	Whole	Asia	Whole	Asia
In (Portfolio size)	0.278 (0.141)	0.188 (0.176)	0.278 (0.131)	0.179 (0.160)	0.236 (0.120)	0.075 (0.166)	0.207 (0.132)	0.182 (0.160)
In (Portfolio size)* dGFC							-0.488** 0.023	0.031 (0.083)
In (Real exchange rate volatility)	-.108* (0.058)	-.101 (0.075)	-.108* (0.068)	-.101 (0.068)			-0.097* (0.053)	-0.034 (0.074)
In (Risk adjusted return)					0.133*** (0.014)	0.154** (.068)		
Lag of in (Portfolio size)	0.541*** (0.074)	0.544*** (0.087)	0.541*** (0.068)	0.544*** (0.080)	0.371*** (0.081)	0.355*** (0.106)	0.522*** (0.067)	0.615*** (0.077)
dGFC (dummy for 2009–2011)	0.183*** (0.055)	0.272*** (0.078)	0.183*** (0.068)	0.272*** (0.071)	0.230*** (0.50)	0.359*** (0.083)	0.186*** (0.049)	0.313** (0.131)
No. of Observations	95	65	95	65	95	65	95	65

Notes: Country dummies are also included, but their coefficients are not shown due to space limitations. Standard errors are shown in parentheses. Significance at the 99%, 95%, and 90% levels are denoted by ***, **, and *, respectively. The right-censoring limit is set at 3.

Table 2: Estimation Results (Foreign Holdings of Developing Asia's Short-Term Debt Securities as a Share of the Foreign Market Capitalization of Short-Term Debt Securities)

Variables	Tobit Model			
	A	B	C	D
ln (Portfolio size)	-0.323 (0.436)	-0.316 (0.443)	-0.325 (0.447)	-0.293 (0.446)
ln (Portfolio size)* dGFC				.213 (0.252)
ln (Real hedged exchange rate volatility)	-0.364* (0.185)			
ln (Real exchange rate volatility)		-0.365* (0.189)		
ln (Risk adjusted return)			0.283* (0.162)	0.280* (0.161)
Lag of ln (Portfolio size)	0.286** (0.118)	0.274** (0.126)	0.286** (0.127)	0.232 (0.141)
dGFC (dummy for 2009–2011)	0.687*** (0.193)	0.672*** (0.198)	0.666*** (0.199)	0.923** (0.363)
No. of Observations	65	63	63	63

Notes: Country dummies are also included, but their coefficients are not shown due to space limitations. Standard errors are shown in parentheses. Significance at the 99%, 95%, and 90% levels are denoted by ***, **, and *, respectively. The right-censoring limit is set at 3.

ADB Working Paper Series on Regional Economic Integration*

1. "The ASEAN Economic Community and the European Experience" by Michael G. Plummer
2. "Economic Integration in East Asia: Trends, Prospects, and a Possible Roadmap" by Pradumna B. Rana
3. "Central Asia after Fifteen Years of Transition: Growth, Regional Cooperation, and Policy Choices" by Malcolm Dowling and Ganeshan Wignaraja
4. "Global Imbalances and the Asian Economies: Implications for Regional Cooperation" by Barry Eichengreen
5. "Toward Win-Win Regionalism in Asia: Issues and Challenges in Forming Efficient Trade Agreements" by Michael G. Plummer
6. "Liberalizing Cross-Border Capital Flows: How Effective Are Institutional Arrangements against Crisis in Southeast Asia" by Alfred Steinherr, Alessandro Cisotta, Erik Klär, and Kenan Šehović
7. "Managing the Noodle Bowl: The Fragility of East Asian Regionalism" by Richard E. Baldwin
8. "Measuring Regional Market Integration in Developing Asia: A Dynamic Factor Error Correction Model (DF-ECM) Approach" by Duo Qin, Marie Anne Cagas, Geoffrey Ducanes, Nedelyn Magtibay-Ramos, and Pilipinas F. Quising
9. "The Post-Crisis Sequencing of Economic Integration in Asia: Trade as a Complement to a Monetary Future" by Michael G. Plummer and Ganeshan Wignaraja
10. "Trade Intensity and Business Cycle Synchronization: The Case of East Asia" by Pradumna B. Rana
11. "Inequality and Growth Revisited" by Robert J. Barro
12. "Securitization in East Asia" by Paul Lejot, Douglas Arner, and Lotte Schou-Zibell
13. "Patterns and Determinants of Cross-border Financial Asset Holdings in East Asia" by Jong-Wha Lee
14. "Regionalism as an Engine of Multilateralism: A Case for a Single East Asian FTA" by Masahiro Kawai and Ganeshan Wignaraja

15. "The Impact of Capital Inflows on Emerging East Asian Economies: Is Too Much Money Chasing Too Little Good?" by Soyoung Kim and Doo Yong Yang
16. "Emerging East Asian Banking Systems Ten Years after the 1997/98 Crisis" by Charles Adams
17. "Real and Financial Integration in East Asia" by Soyoung Kim and Jong-Wha Lee
18. "Global Financial Turmoil: Impact and Challenges for Asia's Financial Systems" by Jong-Wha Lee and Cyn-Young Park
19. "Cambodia's Persistent Dollarization: Causes and Policy Options" by Jayant Menon
20. "Welfare Implications of International Financial Integration" by Jong-Wha Lee and Kwanho Shin
21. "Is the ASEAN-Korea Free Trade Area (AKFTA) an Optimal Free Trade Area?" by Donghyun Park, Inwon Park, and Gemma Esther B. Estrada
22. "India's Bond Market—Developments and Challenges Ahead" by Stephen Wells and Lotte Schou- Zibell
23. "Commodity Prices and Monetary Policy in Emerging East Asia" by Hsiao Chink Tang
24. "Does Trade Integration Contribute to Peace?" by Jong-Wha Lee and Ju Hyun Pyun
25. "Aging in Asia: Trends, Impacts, and Responses" by Jayant Menon and Anna Melendez-Nakamura
26. "Re-considering Asian Financial Regionalism in the 1990s" by Shintaro Hamanaka
27. "Managing Success in Viet Nam: Macroeconomic Consequences of Large Capital Inflows with Limited Policy Tools" by Jayant Menon
28. "The Building Block versus Stumbling Block Debate of Regionalism: From the Perspective of Service Trade Liberalization in Asia" by Shintaro Hamanaka
29. "East Asian and European Economic Integration: A Comparative Analysis" by Giovanni Capannelli and Carlo Filippini
30. "Promoting Trade and Investment in India's Northeastern Region" by M. Govinda Rao

31. "Emerging Asia: Decoupling or Recoupling" by Soyoung Kim, Jong-Wha Lee, and Cyn-Young Park
32. "India's Role in South Asia Trade and Investment Integration" by Rajiv Kumar and Manjeeta Singh
33. "Developing Indicators for Regional Economic Integration and Cooperation" by Giovanni Capannelli, Jong-Wha Lee, and Peter Petri
34. "Beyond the Crisis: Financial Regulatory Reform in Emerging Asia" by Chee Sung Lee and Cyn-Young Park
35. "Regional Economic Impacts of Cross-Border Infrastructure: A General Equilibrium Application to Thailand and Lao People's Democratic Republic" by Peter Warr, Jayant Menon, and Arief Anshory Yusuf
36. "Exchange Rate Regimes in the Asia-Pacific Region and the Global Financial Crisis" by Warwick J. McKibbin and Waranya Pim Chanthapun
37. "Roads for Asian Integration: Measuring ADB's Contribution to the Asian Highway Network" by Srinivasa Madhur, Ganeshan Wignaraja, and Peter Darjes
38. "The Financial Crisis and Money Markets in Emerging Asia" by Robert Rigg and Lotte Schou-Zibell
39. "Complements or Substitutes? Preferential and Multilateral Trade Liberalization at the Sectoral Level" by Mitsuyo Ando, Antoni Estevadeordal, and Christian Volpe Martincus
40. "Regulatory Reforms for Improving the Business Environment in Selected Asian Economies—How Monitoring and Comparative Benchmarking can Provide Incentive for Reform" by Lotte Schou-Zibell and Srinivasa Madhur
41. "Global Production Sharing, Trade Patterns, and Determinants of Trade Flows in East Asia" by Prema-chandra Athukorala and Jayant Menon
42. "Regionalism Cycle in Asia (-Pacific): A Game Theory Approach to the Rise and Fall of Asian Regional Institutions" by Shintaro Hamanaka
43. "A Macroprudential Framework for Monitoring and Examining Financial Soundness" by Lotte Schou-Zibell, Jose Ramon Albert, and Lei Lei Song
44. "A Macroprudential Framework for the Early Detection of Banking Problems in Emerging Economies" by Claudio Loser, Miguel Kiguel, and David Mermelstein
45. "The 2008 Financial Crisis and Potential Output in Asia: Impact and Policy Implications" by Cyn-Young Park, Ruperto Majuca, and Josef Yap

46. "Do Hub-and-Spoke Free Trade Agreements Increase Trade? A Panel Data Analysis" by Jung Hur, Joseph Alba, and Donghyun Park
47. "Does a Leapfrogging Growth Strategy Raise Growth Rate? Some International Evidence" by Zhi Wang, Shang-Jin Wei, and Anna Wong
48. "Crises in Asia: Recovery and Policy Responses" by Kiseok Hong and Hsiao Chink Tang
49. "A New Multi-Dimensional Framework for Analyzing Regional Integration: Regional Integration Evaluation (RIE) Methodology" by Donghyun Park and Mario Arturo Ruiz Estrada
50. "Regional Surveillance for East Asia: How Can It Be Designed to Complement Global Surveillance?" by Shinji Takagi
51. "Poverty Impacts of Government Expenditure from Natural Resource Revenues" by Peter Warr, Jayant Menon, and Arief Anshory Yusuf
52. "Methods for Ex Ante Economic Evaluation of Free Trade Agreements" by David Cheong
53. "The Role of Membership Rules in Regional Organizations" by Judith Kelley
54. "The Political Economy of Regional Cooperation in South Asia" by V.V. Desai
55. "Trade Facilitation Measures under Free Trade Agreements: Are They Discriminatory against Non-Members?" by Shintaro Hamanaka, Aiken Tafgar, and Dorothea Lazaro
56. "Production Networks and Trade Patterns in East Asia: Regionalization or Globalization?" by Prema-chandra Athukorala
57. "Global Financial Regulatory Reforms: Implications for Developing Asia" by Douglas W. Arner and Cyn-Young Park
58. "Asia's Contribution to Global Rebalancing" by Charles Adams, Hoe Yun Jeong, and Cyn-Young Park
59. "Methods for Ex Post Economic Evaluation of Free Trade Agreements" by David Cheong
60. "Responding to the Global Financial and Economic Crisis: Meeting the Challenges in Asia" by Douglas W. Arner and Lotte Schou-Zibell
61. "Shaping New Regionalism in the Pacific Islands: Back to the Future?" by Satish Chand

62. "Organizing the Wider East Asia Region" by Christopher M. Dent
63. "Labour and Grassroots Civic Interests In Regional Institutions" by Helen E.S. Nesadurai
64. "Institutional Design of Regional Integration: Balancing Delegation and Representation" by Simon Hix
65. "Regional Judicial Institutions and Economic Cooperation: Lessons for Asia?" by Erik Voeten
66. "The Awakening Chinese Economy: Macro and Terms of Trade Impacts on 10 Major Asia-Pacific Countries" by Yin Hua Mai, Philip Adams, Peter Dixon, and Jayant Menon
67. "Institutional Parameters of a Region-Wide Economic Agreement in Asia: Examination of Trans-Pacific Partnership and ASEAN+ α Free Trade Agreement Approaches" by Shintaro Hamanaka
68. "Evolving Asian Power Balances and Alternate Conceptions for Building Regional Institutions" by Yong Wang
69. "ASEAN Economic Integration: Features, Fulfillments, Failures, and the Future" by Hal Hill and Jayant Menon
70. "Changing Impact of Fiscal Policy on Selected ASEAN Countries" by Hsiao Chink Tang, Philip Liu, and Eddie C. Cheung
71. "The Organizational Architecture of the Asia-Pacific: Insights from the New Institutionalism" by Stephan Haggard
72. "The Impact of Monetary Policy on Financial Markets in Small Open Economies: More or Less Effective During the Global Financial Crisis?" by Steven Pennings, Arief Ramayandi, and Hsiao Chink Tang
73. "What do Asian Countries Want the Seat at the High Table for? G20 as a New Global Economic Governance Forum and the Role of Asia" by Yoon Je Cho
74. "Asia's Strategic Participation in the Group of 20 for Global Economic Governance Reform: From the Perspective of International Trade" by Taeho Bark and Moonsung Kang
75. "ASEAN's Free Trade Agreements with the People's Republic of China, Japan, and the Republic of Korea: A Qualitative and Quantitative Analysis" by Gemma Estrada, Donghyun Park, Innwon Park, and Soonchan Park

76. "ASEAN-5 Macroeconomic Forecasting Using a GVAR Model" by Fei Han and Thiam Hee Ng
77. "Early Warning Systems in the Republic of Korea: Experiences, Lessons, and Future Steps" by Hyungmin Jung and Hoe Yun Jeong
78. "Trade and Investment in the Greater Mekong Subregion: Remaining Challenges and the Unfinished Policy Agenda" by Jayant Menon and Anna Cassandra Melendez
79. "Financial Integration in Emerging Asia: Challenges and Prospects" by Cyn-Young Park and Jong-Wha Lee
80. "Sequencing Regionalism: Theory, European Practice, and Lessons for Asia" by Richard E. Baldwin
81. "Economic Crises and Institutions for Regional Economic Cooperation" by C. Randall Henning
82. "Asian Regional Institutions and the Possibilities for Socializing the Behavior of States" by Amitav Acharya
83. "The People's Republic of China and India: Commercial Policies in the Giants" by Ganeshan Wignaraja
84. "What Drives Different Types of Capital Flows and Their Volatilities?" by Rogelio Mercado and Cyn-Young Park
85. "Institution Building for African Regionalism" by Gilbert M. Khadiagala
86. "Impediments to Growth of the Garment and Food Industries in Cambodia: Exploring Potential Benefits of the ASEAN-PRC FTA" by Vannarith Chheang and Shintaro Hamanaka
87. "The Role of the People's Republic of China in International Fragmentation and Production Networks: An Empirical Investigation" by Hyun-Hoon Lee, Donghyun Park, and Jing Wang
88. "Utilizing the Multiple Mirror Technique to Assess the Quality of Cambodian Trade Statistics" by Shintaro Hamanaka
89. "Is Technical Assistance under Free Trade Agreements WTO-Plus?" A Review of Japan–ASEAN Economic Partnership Agreements" by Shintaro Hamanaka
90. "Intra-Asia Exchange Rate Volatility and Intra-Asia Trade: Evidence by Type of Goods" by Hsiao Chink Tang
91. "Is Trade in Asia Really Integrating?" by Shintaro Hamanaka

92. "The PRC's Free Trade Agreements with ASEAN, Japan, and the Republic of Korea: A Comparative Analysis" by Gemma Estrada, Donghyun Park, Innwon Park, and Soonchan Park
93. "Assessing the Resilience of ASEAN Banking Systems: The Case of the Philippines" by Jose Ramon Albert and Thiam Hee Ng
94. "Strengthening the Financial System and Mobilizing Savings to Support More Balanced Growth in ASEAN+3" by A. Noy Siackhachanh
95. "Measuring Commodity-Level Trade Costs in Asia: The Basis for Effective Trade Facilitation Policies in the Region" by Shintaro Hamanaka and Romana Domingo
96. "Why do Imports Fall More than Exports Especially During Crises? Evidence from Selected Asian Economies" by Hsiao Chink Tang
97. "Determinants of Local Currency Bonds and Foreign Holdings: Implications for Bond Market Development in the People's Republic of China" by Kee-Hong Bae
98. "ASEAN–China Free Trade Area and the Competitiveness of Local Industries: A Case Study of Major Industries in the Lao People's Democratic Republic" by Leebeer Leebouapao, Sthabandith Insisienmay, and Vanthana Nolintha
99. "The Impact of ACFTA on People's Republic of China-ASEAN Trade: Estimates Based on an Extended Gravity Model for Component Trade" by Yu Sheng, Hsiao Chink Tang, and Xinpeng Xu
100. "Narrowing the Development Divide in ASEAN: The Role of Policy" by Jayant Menon
101. "Different Types of Firms, Products, and Directions of Trade: The Case of the People's Republic of China" by Hyun-Hoon Lee, Donghyun Park, and Jing Wang
102. "Anatomy of South–South FTAs in Asia: Comparisons with Africa, Latin America, and the Pacific Islands" by Shintaro Hamanaka
103. "Japan's Education Services Imports: Branch Campus or Subsidiary Campus?" by Shintaro Hamanaka
104. "A New Regime of SME Finance in Emerging Asia: Empowering Growth-Oriented SMEs to Build Resilient National Economies" by Shigehiro Shinozaki
105. "Critical Review of East Asia – South America Trade " by Shintaro Hamanaka and Aiken Tafgar

106. “The Threat of Financial Contagion to Emerging Asia’s Local Bond Markets: Spillovers from Global Crises” by Iwan J. Azis, Sabyasachi Mitra, Anthony Baluga, and Roselle Dime
107. “Hot Money Flows, Commodity Price Cycles, and Financial Repression in the US and the People’s Republic of China: The Consequences of Near Zero US Interest Rates” by Ronald McKinnon and Zhao Liu
108. “Cross-Regional Comparison of Trade Integration: The Case of Services” by Shintaro Hamanaka
109. “Preferential and Non-Preferential Approaches to Trade Liberalization in East Asia: What Differences Do Utilization Rates and Reciprocity Make?” by Jayant Menon
110. “Can Global Value Chains Effectively Serve Regional Economic Development in Asia?” by Hans-Peter Brunner
111. “Exporting and Innovation: Theory and Firm-Level Evidence from the People’s Republic of China” by Faqin Lin and Hsiao Chink Tang
112. “Supporting the Growth and Spread of International Production Networks in Asia: How Can Trade Policy Help?” by Jayant Menon
113. “On the Use of FTAs: A Review of Research Methodologies” by Shintaro Hamanaka
114. “The People’s Republic of China’s Financial Policy and Regional Cooperation in the Midst of Global Headwinds” by Iwan J. Azis
115. “The Role of International Trade in Employment Growth in Micro- and Small Enterprises: Evidence from Developing Asia” by Jens Krüger
116. “Impact of Euro Zone Financial Shocks on Southeast Asian Economies” by Jayant Menon and Thiam Hee Ng
117. “What is Economic Corridor Development and What Can It Achieve in Asia’s Subregions?” by Hans-Peter Brunner
118. “The Financial Role of East Asian Economies in Global Imbalances: An Econometric Assessment of Developments after the Global Financial Crisis” by Hyun-Hoon Lee and Donghyun Park
119. “Learning by Exporting: Evidence from India” by Apoorva Gupta, Ila Patnaik, and Ajay Shah
120. “FDI Technology Spillovers and Spatial Diffusion in the People’s Republic of China” by Mi Lin and Yum K. Kwan

121. "Capital Market Financing for SMEs: A Growing Need in Emerging Asia" by Shigehiro Shinozaki
122. "Terms of Trade, Foreign Direct Investment, and Development: A Case of Intra-Asian Kicking Away the Ladder?" by Konstantin M. Wacker, Philipp Großkurth, and Tabea Lakemann
123. "Can Low Interest Rates be Harmful: An Assessment of the Bank Risk-Taking Channel in Asia" by Arief Ramayandi, Umang Rawat, and Hsiao Chink Tang

*These papers can be downloaded from (ARIC) <http://aric.adb.org/archives.php?section=0&subsection=workingpapers> or (ADB) <http://www.adb.org/publications/series/regional-economic-integration-working-papers>

Explaining Foreign Holdings of Asia's Debt Securities

This paper analyzes data on trends since 2000 in foreign holdings of government securities and other debt securities with emphasis on Japan and developing Asia. It finds that foreign residents generally increased their holdings of Asian debt securities during the sample period, especially during the post-global financial crisis (GFC) period. Our empirical analysis suggests that, despite the increase in foreign holdings of debt securities, their share is still far lower than the optimal portfolio warranted by the capital asset pricing market theory. In other words, foreign investors' home bias is still strong. The overall increase in foreign holdings of Asian debt securities appears to be driven by relatively stable exchange rates and the higher risk-adjusted returns on the debt securities of the region.

About the Asian Development Bank

ADB's vision is an Asia and Pacific region free of poverty. Its mission is to help its developing member countries reduce poverty and improve the quality of life of their people. Despite the region's many successes, it remains home to two-thirds of the world's poor: 1.7 billion people who live on less than \$2 a day, with 828 million struggling on less than \$1.25 a day. ADB is committed to reducing poverty through inclusive economic growth, environmentally sustainable growth, and regional integration.

Based in Manila, ADB is owned by 67 members, including 48 from the region. Its main instruments for helping its developing member countries are policy dialogue, loans, equity investments, guarantees, grants, and technical assistance.