

Terada-Hagiwara, Akiko

Working Paper

Foreign Exchange Reserves, Exchange Rate Regimes, and Monetary Policy: Issues in Asia

ERD Working Paper Series, No. 61

Provided in Cooperation with:

Asian Development Bank (ADB), Manila

Suggested Citation: Terada-Hagiwara, Akiko (2004) : Foreign Exchange Reserves, Exchange Rate Regimes, and Monetary Policy: Issues in Asia, ERD Working Paper Series, No. 61, Asian Development Bank (ADB), Manila,
<http://hdl.handle.net/11540/1890>

This Version is available at:

<http://hdl.handle.net/10419/109266>

Standard-Nutzungsbedingungen:

Die Dokumente auf EconStor dürfen zu eigenen wissenschaftlichen Zwecken und zum Privatgebrauch gespeichert und kopiert werden.

Sie dürfen die Dokumente nicht für öffentliche oder kommerzielle Zwecke vervielfältigen, öffentlich ausstellen, öffentlich zugänglich machen, vertreiben oder anderweitig nutzen.

Sofern die Verfasser die Dokumente unter Open-Content-Lizenzen (insbesondere CC-Lizenzen) zur Verfügung gestellt haben sollten, gelten abweichend von diesen Nutzungsbedingungen die in der dort genannten Lizenz gewährten Nutzungsrechte.

Terms of use:

Documents in EconStor may be saved and copied for your personal and scholarly purposes.

You are not to copy documents for public or commercial purposes, to exhibit the documents publicly, to make them publicly available on the internet, or to distribute or otherwise use the documents in public.

If the documents have been made available under an Open Content Licence (especially Creative Commons Licences), you may exercise further usage rights as specified in the indicated licence.



<http://creativecommons.org/licenses/by/3.0/igo>

ADB

ERD Working Paper
ECONOMICS AND RESEARCH DEPARTMENT SERIES
No. 61

Foreign Exchange Reserves,
Exchange Rate Regimes,
and Monetary Policy:
Issues in Asia

Akiko Terada-Hagiwara

January 2005

Asian Development Bank

ERD Working Paper No. 61

Foreign Exchange Reserves, Exchange Rate Regimes, and Monetary Policy: Issues in Asia

AKIKO TERADA-HAGIWARA

January 2005

Akiko Terada-Hagiwara is an economist in the Macroeconomics and Finance Research Division, Economics and Research Department, Asian Development Bank. The author thanks the People's Republic of China Resident Mission and India Resident Missions, Ifzal Ali, Richard Niebuhr, and Emma Xiaoqin Fan for their useful comments and suggestions, and Gmelina Guiang and Aludia Z. Pardo for their superb assistance.

Asian Development Bank
P.O. Box 789
0980 Manila
Philippines

©2005 by Asian Development Bank
January 2005
ISSN 1655-5252

The views expressed in this paper
are those of the author(s) and do not
necessarily reflect the views or policies
of the Asian Development Bank.

FOREWORD

The ERD Working Paper Series is a forum for ongoing and recently completed research and policy studies undertaken in the Asian Development Bank or on its behalf. The Series is a quick-disseminating, informal publication meant to stimulate discussion and elicit feedback. Papers published under this Series could subsequently be revised for publication as articles in professional journals or chapters in books.

CONTENTS

Abstract	vii
I. Introduction	1
II. Sustainability of the Intermediate Regime	3
III. Sources of Reserves: Current Account and Capital Flows	5
IV. Exchange Rate Management	9
A. Exchange Rate Variability	9
B. Exchange Rate Levels	11
V. Sterilization Interventions in the PRC and India	13
A. People's Republic of China (2002–2004)	13
B. India (2001 - 2004)	17
VI. Incentives for More Flexible Regimes	21
A. Managed to Misalign	21
B. Capital Controls	23
C. Export-led-Growth Strategy	24
D. Currency Mismatches	25
E. Dollars for Trade Transaction	26
VII. Policy Implications and Concluding Remarks	26
A. Banking and Capital Market Regulatory System	27
B. Transparency and Discipline in Fiscal and Financial Policies	27
C. Trade Liberalization	27
Appendix	28
References	31

ABSTRACT

This paper seeks to outline issues arising from rapid foreign exchange reserve accumulations in Asia. Greater attention is paid to People's Republic of China and India for the significance of the accumulation fed by surges in capital inflows. The paper finds that sterilization interventions by the two economies appear to be effective in curbing credit growth, but the impacts appear limited and short-lived. In this regard, adjustments of exchange rate policies are called for to have more freedom in policy options, though incentives to live with exchange rate fluctuations are still limited, and in fact the currencies have been managed more tightly than before. Therefore, the paper argues that, while maintaining the current exchange rate practices with capital controls in place, domestic reforms should be pushed further to be ready for capital account convertibility and more exchange rate flexibility in the long term.

I. INTRODUCTION

In Asia, many countries have gradually narrowed their exchange rate fluctuations by actively managing foreign exchange after the crises of 1997-1998.^{1,2} The authorities are accumulating dollar assets as a by-product of a strategy of export-led growth. The stock exceeded \$1,800 billion (or \$1,200 billion excluding Japan) at end-2003—half the global total reserves and more than 10 times the \$140 billion of its counterpart in Latin America. In 2003, Asian central banks used the reserves to finance well over half of the current account deficit and budget deficit of the United States (US).³ This would allow the US to continue borrowing without the usual warning sign of rising bond yields.⁴

McKinnon (2003) argues that American overspending has trapped East Asia into running current account surpluses: the region is forced to acquire dollar assets in order to avoid exchange rate appreciation and deflation. Conventionally it is understandable that governments like to have bigger reserves to defend their currencies against future attack. Asia is seen to forego better returns to keep its exchange rates down and export demand up. This regime allows the region's industries to compete on world markets and attract foreign investment.⁵

However, the amount of reserves appears to be more than what would be warranted by conventional fundamentals (IMF 2003). The accumulation has been particularly significant in People's Republic of China (PRC); India; Japan; Republic of Korea (Korea); Pakistan; and Taipei, China where the growth rate of reserves has exceeded 20 percent during the last 2 years. Worth noting are the PRC and India, which recorded average growth rates of above 30 percent in 2001-2003.⁶ The PRC's reserve accumulation reached above \$400 billion accounting for 22 percent of the total Asian reserve after Japan (35 percent) in 2003. Bird and Rajan (2003) estimate an opportunity cost of holding foreign exchange reserves of around 0.3-1 percent of GDP for six Asian countries (PRC, Indonesia, Korea, Malaysia, Philippines, and Thailand).⁷

¹ Thirteen economies in the region are examined: PRC; Hong Kong, China; India; Indonesia; Japan; Korea; Malaysia; Pakistan; Philippines; Singapore; Taipei, China; Thailand; and Viet Nam.

² While some countries exited out of the fixed regime after the crisis, e.g., Thailand, the exchange rate variability has been reduced under the new regime.

³ Net purchase of US marketable Treasury and federal financing bonds by Japan and PRC for 2003 was US\$698 billion while US currency account and budget deficit summed to US\$917 billion.

⁴ *The Economist* (2004) says "at their recent pace of intervention, Japan and PRC could buy enough Treasury bonds this year to more than cover the US government's new borrowing needs (in 2004)."

⁵ See Dooley et al. (2003).

⁶ Pakistan's reserve has also grown, but the level is still rather low, just above \$10 billion.

⁷ The cost is defined as a difference between US Treasury Bond rate and the domestic marginal productivity of investment.

TABLE 1
RESERVE ACCUMULATION (BILLIONS OF US\$)

	FOREIGN EXCHANGE RESERVES, END-2003	SHARE OF TOTAL ASIAN RESERVES (PERCENT)	GROWTH RATE DURING 2001-2003 (PERCENT)
Japan	653	35	26
PRC	408	22	32
Taipei,China	207	11	26
Korea	152	8	19
Hong Kong, China	118	6	3
India	107	6	36
Singapore	95	5	12
Thailand	41	2	12
Malaysia	38	2	12
Indonesia	33	2	9
Philippines	13	1	-2
Pakistan	13	1	49
Viet Nam	4	0	9
Total excluding Hong Kong, China; Japan; and Singapore	1,016	54	25
Total	1,883	100	23

Source: Institute of International Finance and *International Financial Statistics*.

Against this background, several questions arise:

- (i) What are the reasons and sources for the reserve accumulation?
- (ii) What are the exchange rate policies and practices that have led to the accumulation?
- (iii) What has been the liquidity management policy in capital importers in Asia?
- (iv) What are the policy considerations for the current policy mix and are they sustainable in the medium to long term?
- (v) Are there any incentives to move out of the current monetary practices?

While other questions such as “what are the costs and benefits of accumulating large reserves?” definitely warrant an in-depth study, this paper focuses on issues that are directly linked to sustainability of the exchange rate regimes in Asia, namely international liquidity positions, exchange rate policies, and monetary policies. The aim is to pave the way for a better understanding of the issue. Thirteen Asian countries are examined: People’s Republic of China (PRC); Hong Kong, China; India; Indonesia; Japan; Korea; Malaysia; Pakistan; Philippines; Singapore; Taipei,China; Thailand; and Viet Nam. The

outline of the paper is as follows. Section II summarizes why the three issues—international liquidity position, exchange rate policies, and monetary policies—need examining. Section III decomposes reserve accumulation and examines characteristics of capital flows. Section IV assesses the exchange rate regimes and monetary policy framework. Section V follows with discussions on sterilization interventions in the PRC and India. Section VI assesses factors affecting the exchange rate regime. The final Section VII draws policy implications on the issue.

II. SUSTAINABILITY OF THE INTERMEDIATE REGIME

The macroeconomic policy trilemma for open economies (also known as the “inconsistent trinity” proposition) follows from a basic fact: An open capital market deprives a country’s government of the ability to simultaneously target its exchange rate and to use monetary policy in pursuit of other economic objectives.⁸ Since major international capital market-related crises since 1994—Mexico (1994); Indonesia, Korea, Thailand (1997); Russia and Brazil (1998); and Argentina and Turkey (2000)—have in some way involved a fixed or pegged exchange rate regime, policymakers involved in dealing with these crises have warned strongly against the use of pegged rates for countries open to international capital flows. That warning has tended to recognize that an intermediate policy regime between hard pegs and floating is not sustainable. This is the bipolar view or two-corner solution view (either one of the three sides in Figure 1). However, Fischer (2001, 2) and others argue that the bipolar view may exaggerate the point for dramatic effect, and suggests a possible intermediate regime by saying:

for countries open to international capital flows: (i) pegs are not sustainable unless they are very hard indeed; but (ii) that a wide variety of flexible rate arrangements are possible; and (iii) that it is to be expected that policy in most countries will not be indifferent to exchange rate movements.

In fact, many Asian countries fit in this gray area—intermediate regime of “a managed exchange rate with a different degrees of capital controls”—an interior solution in Figure 1. The attraction of intermediate regimes without capital controls is that they offer to combine the advantages of exchange rate stability, exchange rate targeting, and exchange rate variation. The outstanding problem is that they are vulnerable to speculative attack as was proved in the crises of the 1990s—due primarily to the logic of the impossible trinity. On the other hand, regimes with capital controls, which many Asian economies adopt, permit authorities to deploy monetary policy and exchange rate policy as separate instruments.

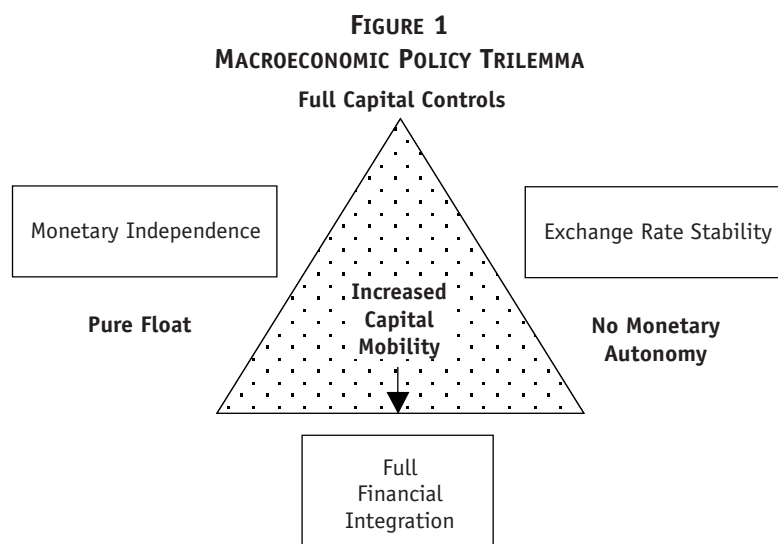
A natural question that arises then is whether the intermediate regime is a sustainable one. Frankel (1999) argues that the optimal exchange rate regime depends on the circumstances of a particular

⁸ The trilemma arises because a macroeconomic policy regime can include at most two elements of the “inconsistent trinity” of three policy goals: full freedom of cross-border capital movements, a fixed exchange rate, and independent monetary policy oriented toward domestic objectives. If capital movements are prohibited, or where element 1 is ruled out, a country on a fixed exchange rate can break ranks with foreign interest rates and thereby run an independent monetary policy. Similarly, a floating exchange rate or where element 2 is ruled out reconciles freedom of international capital movements with monetary policy effectiveness. But monetary policy is powerless to achieve domestic goals when the exchange rate is fixed and capital movement is free, or the case where element 3 is ruled out, since intervention in support of the exchange parity then entails capital flows that exactly offset any monetary policy action threatening to alter domestic interest rates.

country and time. The intermediate solutions are more likely to be appropriate for countries where large-scale capital flows are not an issue.⁹ Meanwhile, Goldstein (2002) advocates a “managed floating plus” regime. The “plus”, which would tackle the problems of the intermediate regimes, includes inflation targeting and aggressive measures against currency mismatching. Inflation targeting that serves as a nominal anchor, which replaces the fixed exchange rate and reduces currency mismatches, can be obtained by allowing the exchange rate to move enough to remind market participants of currency risk, among others. Goldstein says that if managed floating were enhanced in this way, it would retain the desirable features of a managed floating rate regime, namely, greater monetary policy independence and resilience to large external shocks.

The key to maintain the intermediate regime, therefore, boils down to how to handle inflationary pressure without a nominal anchor, and also to have a situation where revaluation is a feasible solution if necessary—the two immediate issues that some Asian economies are facing. The issue of sustainability of the intermediate regime appears as an issue to settle. Goldstein argues that good monetary policy discipline is essential to improve the performance of managed floating. In maintaining the intermediate regime, some countries intervene directly from time to time in the foreign exchange markets to try to stabilize the exchange rate. Fischer argues that so long as they are not perceived as trying to defend a particular rate, such interventions can be useful. Nonetheless, there is controversy over whether intervention works at all—and even if it does, whether it is wise to use it.

As inflationary pressures emerge due to price hikes in raw materials and oil and surges in capital inflows, the sustainability of the currency exchange rate policies and practices once again needs extra attention in Asia. Against this background, the remaining sections examine the source of reserve growth, focusing on capital flow movements, exchange rate managements, and monetary policy discipline; including sterilization interventions exercised in selected countries in order to assess the current policies and their sustainability.

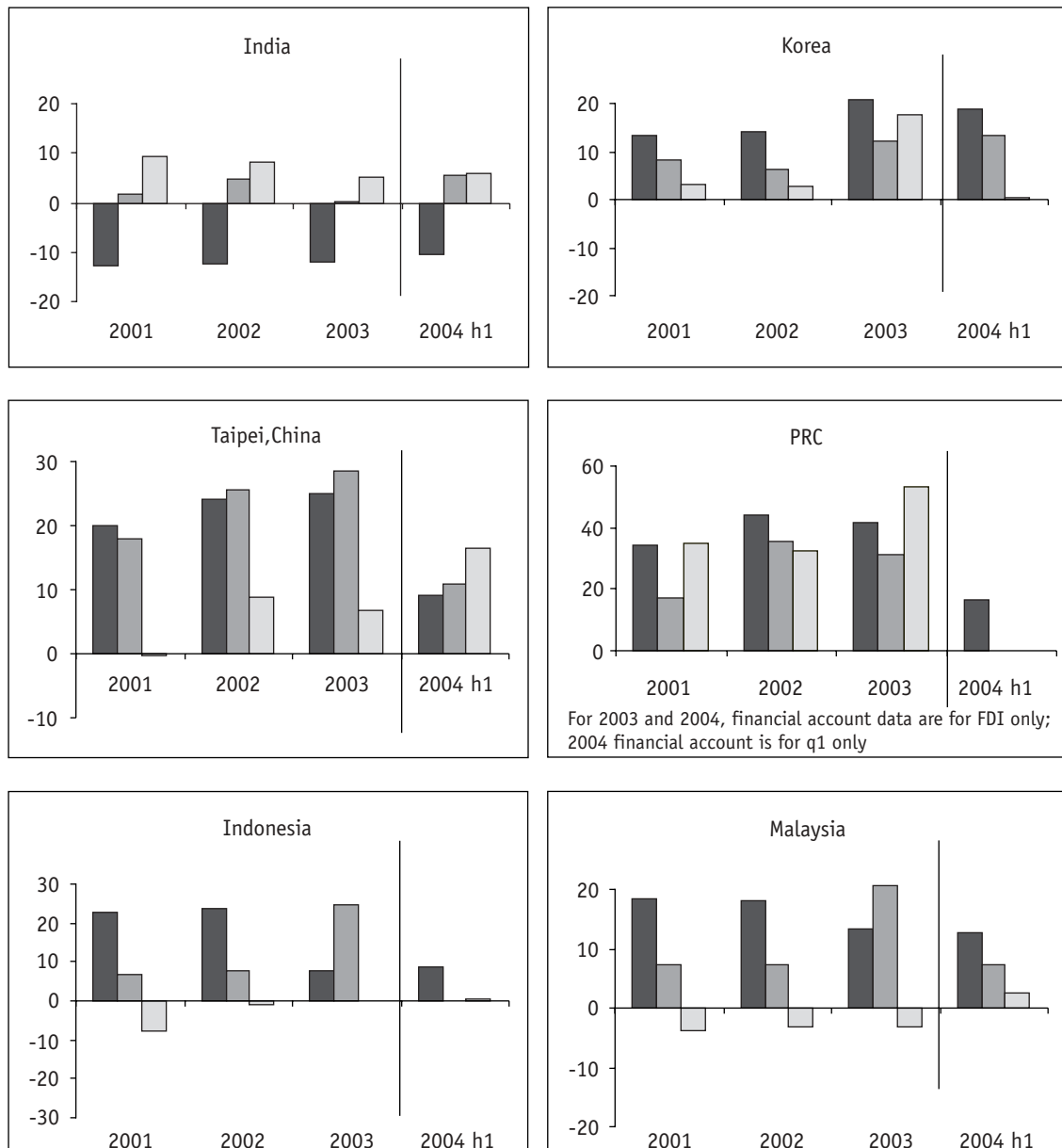


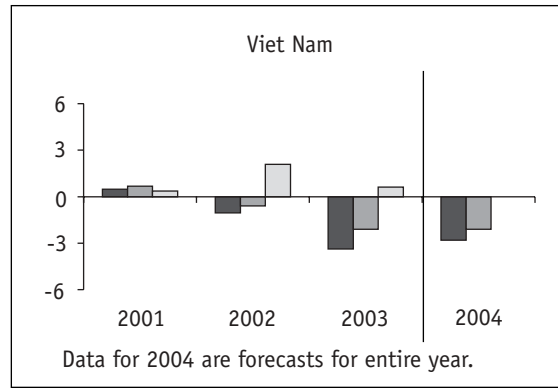
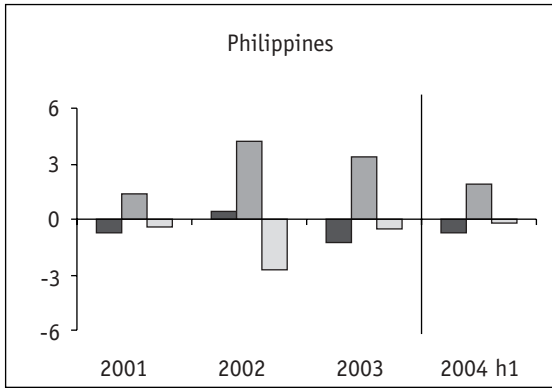
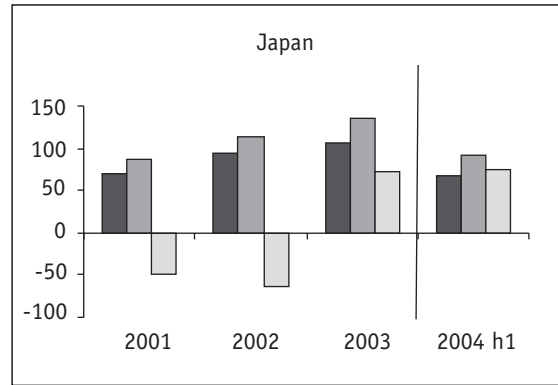
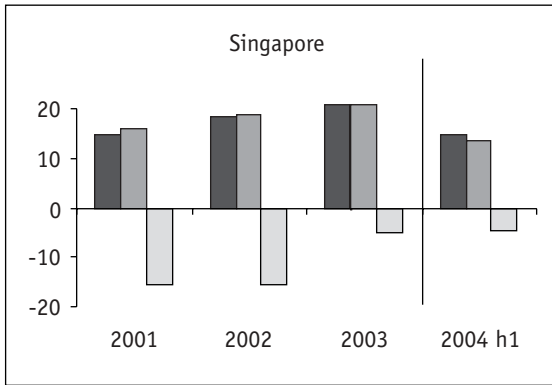
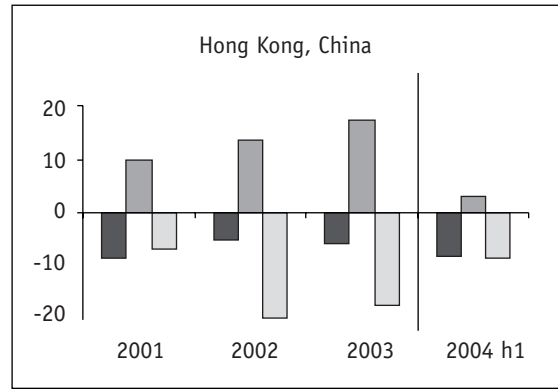
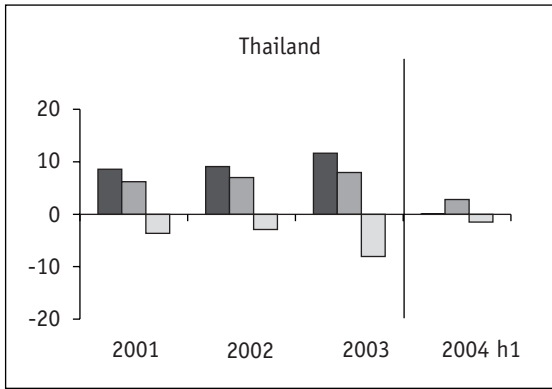
⁹ Frankel (1999) says that floating will continue to be desirable for large economies. Fixed may be desirable for very small open economies or those with a history of hyperinflation or dominance of demanding investors, which have reduced confidence and rendered independent monetary policy unusable.

III. SOURCES OF RESERVES: CURRENT ACCOUNT AND CAPITAL FLOWS

The main reason why countries hold foreign exchange reserve is to smooth unpredictable and temporary imbalances in international payments. Thus the basic idea in the theory of the demand for reserves is that a country chooses a level of reserves to balance the macroeconomic adjustment costs incurred if reserves are exhausted (the precautionary motive) with the opportunity cost of holding reserves (IMF 2003, 16).

FIGURE 2
TRADE BALANCE, CURRENT ACCOUNT, AND CAPITAL ACCOUNT (IN US\$ BILLIONS)





As IMF (2003) finds, the level of reserve accumulations in some of the Asian economies has become much higher than warranted by conventional determinants, such as economic size, level of imports, export volatility, and exchange rate flexibility.¹⁰ Decomposing the change in reserves into the two components—current account and capital flows¹¹—reveals that 13 sample economies can be grouped into roughly three subgroups that are experiencing: (i) current account surplus and net capital inflows, (ii) current account surplus and net capital outflows, and (iii) relatively small balance of payments activity (Figure 2). All sample economies with the exception of Pakistan and Viet Nam reported current account surplus as of end-2003. One notable observation, however, is a difference in the trade balance. In countries where the service sector is strong (e.g., Hong Kong, China; India; Pakistan; and Philippines), the current account surplus is supported by the service trade surplus or more precisely remittances from residents abroad, e.g., Philippines. While the current account side appears rather uniform—“surplus”—directions of capital flows vary across economies.

TABLE 2
GROUPING BY CURRENT ACCOUNT AND CAPITAL ACCOUNT POSITIONS (AS END-2003)

GROUP A (5 ECONOMIES) CURRENT ACCOUNT SURPLUS AND CAPITAL INFLOWS	GROUP B (5 ECONOMIES) CURRENT ACCOUNT SURPLUS AND CAPITAL OUTFLOWS	GROUP C (3 ECONOMIES) ALL ACCOUNTS LESS THAN \$5 BILLION
PRC; India; Korea; Japan; Taipei,China	Hong Kong, China; Indonesia; Malaysia; Singapore; Thailand	Pakistan, Philippines, Viet Nam

After a period of postcrisis drying-up of capital inflows, capital flows turned around to trend upward during the past few years driven by both “push”—the recovery of the world economy and low rate of returns outside, and “pull”—rapid economic growth of some countries. Inflows during the last few years, however, were concentrated in limited countries: PRC; India; Japan; Korea; and Taipei,China (Group A) that attracted more capital than they export. The PRC is the leading capital importer (except for Japan), receiving \$60 billion in 2003, largely as a pipeline of commitments for new foreign investment; followed by \$17 billion to Korea and \$11 billion to India. Alternatively, in Hong Kong, China where the dollar interest rates remain below the US dollar rate, residents’ investment in foreign equities offset nonresidents’ investment in domestic equities. Part of the portfolio outflows are related to purchase shares in the PRC companies traded on the Hong Kong, China stock exchange, which are treated as foreign equities for the purpose of balance of payments statistics.

¹⁰ The same study, however, does not find the opportunity cost of holding reserves to be a significant determinant of reserve accumulations due perhaps to measurement problems. While cost and benefit of holding reserves definitely deserve a further in-depth study, this section focuses on sources of reserve accumulations, which is a key factor in assessing the intermediate regime’s sustainability.

¹¹ Current account consists of trade balance, services balance, income, and current transfers. Capital flows components are net errors and omissions, capital account (capital transfers associated with migrants, debt forgiveness, or other government transfers), and financial account (FDI + Portfolio Investment + other including cross border bank credits).

Two major components of the capital (or more precisely financial) flows are equity investments and commercial bank flows. Table 3 shows a clear trend in the equity investment—sum of direct and portfolio investments—that has been directed to the PRC and India in recent years. The PRC, in particular, has become by far the most attractive destination of equity investment, receiving about \$190 billion during the past 4 years or about 4 percent of GDP on average. On the other hand, portfolio investments to countries like Korea have recently significantly decreased from about \$59 billion in the early 1990s to \$14 billion accounting for a share of only 5 percent of the total flow to the sample countries. Despite the striking increase of FDI flows to Korea and Thailand, the greater effect on flows in the foreign exchange market have come from a sharp rise in net portfolio capital inflows especially into PRC, India, and Japan, as well as Korea and Taipei, China. Portfolio capital inflows have been lured by and fueled equity market rallies in the region (Table A1), but they also reflected expectations of exchange rate appreciation in selected economies. In India, portfolio flows (1.7 percent of GDP) have become more prominent exceeding the direct investment (0.8 percent of GDP) in 2003. The same trend can be found for the PRC though direct investment (3.5 percent of GDP) is still the major part of the equity investment.

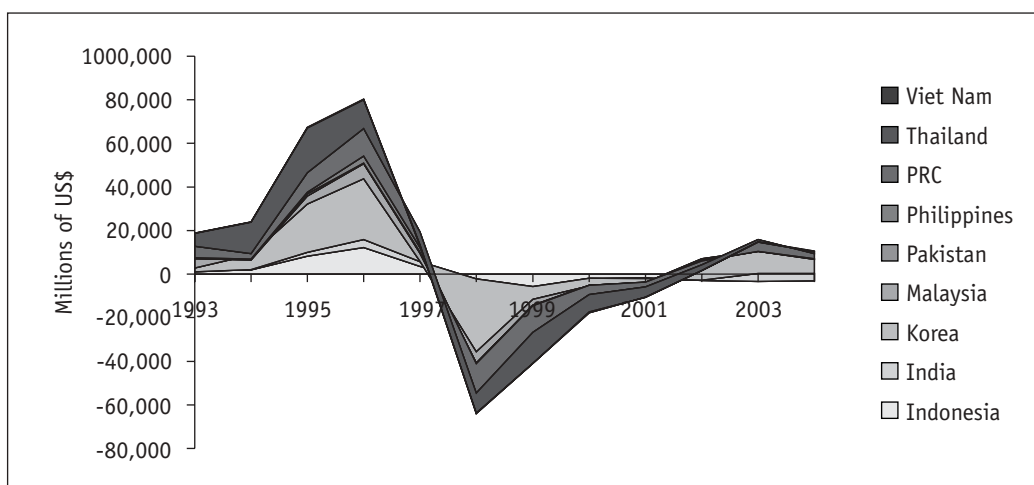
TABLE 3
NET FDI AND PORTFOLIO INVESTMENTS (MILLIONS OF US\$)

	CUMULATIVE FLOWS (1993-1996)	SHARE OF TOTAL FLOWS (PERCENT)	CUMULATIVE FLOWS (2000-2003)	SHARE OF TOTAL FLOWS (PERCENT)
PRC	132,753	47	187,600	71
India	19,707	7	30,779	12
Korea	58,745	21	13,546	5
Indonesia	14,636	5	10,715	4
Thailand	10,186	4	10,473	4
Malaysia	29,243	10	4,358	2
Philippines	8,204	3	3,757	1
Viet Nam	3,226	1	2,260	1
Pakistan	4,473	2	2,042	1
Total	281,173	100	265,530	100

Note: Three financial centers (Hong Kong, China; Japan; and Singapore) are excluded.
Source: Institute of International Finance.

The trend of commercial bank flows is distinct from that of equity investment. The dramatic change is found around the Asian financial crisis in 1997 and 1998 (Figure 2). As well documented, the contagious withdrawal of capital from the region—sudden stop of capital inflows—forced the crisis-hit countries to suffer from liquidity crunches. The major component of the capital inflows that eventually reversed was bank lending, notably from Japan. Figure 2 shows that the net total commercial bank flows have shrunk significantly to \$14 billion in 2003 as compared to over \$80 billion at its peak in 1996. Three crisis-hit countries, Indonesia, Philippines, and Thailand, still experienced net outflows in 2003. There are only three countries that attract sizeable bank inflows: PRC, India, and Korea. They attracted about \$4 billion (India), \$5 billion (PRC), and \$10 billion (Korea) in 2003 while Malaysia and Viet Nam received less than a billion.

FIGURE 2
NET COMMERCIAL BANKS FLOWS (MILLIONS OF US\$)



Source: The Institute of International Finance

The decomposition above indicates that even within Group A, volatility of the capital account may vary due to the different types of flows they are experiencing. Past studies show that FDI tends to be least volatile, while portfolio and bank flows flee easily. In this regard, countries like India, where portfolio and bank flows are more significant than FDI, appear most fragile to capital account development, while it is less so in the PRC. Nonetheless, the volatility and actual magnitude of outflows are significantly affected by the extent of capital controls that each country adopts. Since it is a crucial part of the intermediate regime, it will be examined later in the paper.

IV. EXCHANGE RATE MANAGEMENT

Monetary authorities in Asia appear committed to a strict management of the exchange rate in both variability and level. This is not only to support export-led growth by maintaining currency competitiveness, but also to address a situation where inability to raise funds in domestic currency creates a currency mismatch problem, which makes domestic banks and firms more vulnerable to currency fluctuations. In addition, the US dollar has been serving as the currency for trade transaction, and it is not surprising to observe that small open economies like many DMCs want to have a stable domestic currency vis-à-vis the US dollar. Consequently, intervention in foreign exchange markets became a common practice.

A. Exchange Rate Variability

The norm of exchange rate management is that “the currency is determined by the market. However, when the market is disrupted by seasonal or irregular factors, the central bank shall step in” (The Central Bank of China, Taipei, China; see Table Appendix A2 for other countries).

Abrupt changes in exchange rates disturb domestic economies, but the question is, To which degree must the exchange rate be left to be determined in the market?”. The PRC; Hong Kong,

China; and Malaysia have either currency board arrangement (CBA) or official fixed peg arrangements, and are in fact strict fixers. While other countries such as Korea and Philippines declare float regimes, the common ground appears to be that all central banks intervene in foreign exchange markets to a certain degree.

Table 4 presents the average variance of monthly nominal and real exchange rate changes. The three fixers vary monthly at less than 1 percent—both nominal and real—with occasional revaluations, i.e., 1994 in the PRC and 1998 in Malaysia. Among the countries that claim to be independent floaters (Japan, Korea, and Philippines), the Philippines's peso fluctuates the least. The variance of the Philippine peso appears very close to how the managed currency fluctuates. Korea and Japan are most volatile among the sample countries exceeding 2 percent of monthly variability; they however, are still substantially lower, for example, than the US dollar or euro of about 3 percent over the corresponding period. Consistent with perceptions (but contrary to what the regime dictates), the official floaters' variances suggest managed regimes. The real exchange variance ranges from 0.8 to 3.5 among the de jure managed regime countries with Indonesia having the largest average variance during 2001 and Q12004. The Indonesian rupiah was tightly controlled until speculative pressure devaluated it in January 1998. Since then, the Indonesian currency has been the most volatile in the region, even including the floaters. Although exchange rate regimes, perhaps except for India, are found to be moving to more flexibility until 2001, recent data suggests a reversal of this trend. Except for Korea, most of the economies, even Indonesia, reduced the variance to around 1 percent by 2003. The trend appears to continue to 2004. Therefore, these countries are apparently shifting toward more managed regimes.¹²

TABLE 4
AVERAGE MONTHLY EXCHANGE RATE VARIABILITY, 2001-2004 (IN RELATION TO US\$)

	NOMINAL EXCHANGE RATE (PERCENT)	REAL EXCHANGE RATE (PERCENT)	OFFICIAL REGIME
Hong Kong, China	0.06	0.58	Currency Board Arrangement
PRC	0.00	0.75	Fixed
Malaysia	0.11	0.34	Fixed
Japan	1.86	2.96	Float
Korea	1.80	2.09	Float
Philippines	1.31	1.24	Float
Taipei, China	0.71	1.34	Managed
India	0.38	1.27	Managed
Indonesia	3.24	3.59	Managed
Pakistan	0.65	1.07	Managed
Singapore	1.01	1.29	Managed
Thailand	1.09	1.30	Managed
Viet Nam	0.16	0.81	Managed
Average		0.95	1.43

Note: Average variance of monthly exchange rate changes.

Sources: *International Financial Statistics*, DataStream, and author's calculation.

¹² Admittedly, measuring foreign exchange intervention and sterilization success is difficult. Monetary authorities claim that they intervene only when exchange rate levels deviate from true underlying "fundamentals." Thus, it is difficult to distinguish whether the currency movements reflect interventions or changes in fundamentals that led to them.

B. Exchange Rate Levels

Although monetary authorities are explicit about reducing exchange rate volatility, the targeted levels are hardly explicit; some are more market-determined than others. Contrary to reducing variance of exchange rates across countries, exchange rate levels appear to be taking varying paths. Noticeable evolutions, however, are that all currencies—except for the Indonesian rupiah, which has been steadily appreciating in real terms since 2002 due to high inflation—were depreciating in real terms from 2000 to 2001, and to 2002 in some countries (Table 5). This trend was largely supported both by nominal depreciation and deflationary pressures in PRC; Hong Kong, China; Japan; Singapore; and Taipei, China. Although inflationary pressure has hardly been an issue in the region, the strong economic growth/recovery, recent commodity/oil price increase, and surge in capital inflows started to put inflationary pressures in 2003 and continues in 2004. Domestic demand is also picking up such as in Thailand. As combined with the weak US dollar, currency appreciation kicked in 2003, and has become more obvious in 2004.

In the case of nonfixers, as Goldstein advocates, having a strict monetary discipline serving as a nominal anchor is crucial in maintaining the managed exchange rate regime to put money supply under control. One solution would be inflation targeting,¹³ which Korea, Philippines, and Thailand in our sample currently adopt. Aside from these three strict fixers, two economies target monetary aggregate (Indonesia and Taipei, China); as do five other economies whose monetary policy framework is not very explicit, namely, India, Japan, Singapore, Pakistan, and Viet Nam.

When liquidity management is not a major concern in tranquil times, the difference in the monetary policy framework can be minimal. However, the recent capital inflow to countries like the PRC and India raises a question on feasibility of the current monetary and exchange rate policies and practices, particularly because the pegged exchange rate level may be a severely undervalued one (the PRC) and/or monetary discipline is not very explicit (India) (Table 7).

The capital inflows represent an increase in the demand for a country's assets—hence, in the absence of policy intervention, the currency tends to appreciate on foreign exchange markets. Past observations tell us that most of the developing countries that receive sizable capital inflows normally resist nominal exchange rate appreciation, albeit to a varying degree. When surges in capital inflows and/or purchases of foreign exchange bring inflationary pressures—growth in reserve money—monetary authorities do step in to sterilize excess liquidity. The intent is to mitigate inflationary pressures, real exchange rate appreciation, and avoid the loss of control over the domestic money stock. The next section discusses sterilization practices in the countries that have been experiencing particularly rapid growth in reserve money—the PRC and India.

Further, it is complex to assess the timing of the market's response to an intervention. If the foreign exchange intervention were anticipated, then speculators would be likely to respond to its anticipated impact before it actually occurred. Alternatively, if the market were initially uncertain about the magnitude of an intervention, its response might be delayed until the true magnitude is revealed.

¹³ Although inflation targeting does not solve all the problems of not having a nominal anchor, and challenges of implementation are greater for emerging economies than for industrial ones, experience so far suggests that inflation targeting represents a promising monetary policy framework and a better nominal anchor than the leading alternatives.

TABLE 5
REAL EXCHANGE RATE (2000=100, CPI BASE)

	PRC	JAPAN	INDIA	KOREA	TAIPEI, CHINA	MALAYSIA	THAILAND	INDONESIA	PAKISTAN	PHILIPPINES	VIET NAM	SINGAPORE	HONG KONG, CHINA
2000	100.0	100.0	100.0	100.0	100.0	100.0	100.0	100.0	100.0	100.0	100.0	100.0	100.0
2001	102.5	116.7	103.9	112.1	111.3	101.4	111.1	111.2	115.0	110.7	107.9	105.7	104.6
2002	105.6	122.1	104.1	106.6	115.9	101.2	108.5	91.0	108.7	110.4	108.9	107.2	109.6
2003	106.0	116.2	98.2	101.1	118.3	102.4	105.1	80.8	104.6	115.3	109.6	106.6	114.8
2004	105.6	108.6	93.7	97.8	115.7	103.0	99.5	78.1	101.8	118.1	108.3	103.5	116.7

Note: Real effective exchange rate for PRC, Japan, Korea, Malaysia, Pakistan, and Philippines. The rate is against the US dollar otherwise. Increasing number is depreciation.

Sources: International Financial Statistics and Central Bank of China.

TABLE 6
CPI INFLATION IN ASIA (PERCENT)

	PRC	JAPAN	INDIA	KOREA	TAIPEI, CHINA	MALAYSIA	THAILAND	INDONESIA	PAKISTAN	PHILIPPINES	VIET NAM	SINGAPORE	HONG KONG, CHINA
2000	2	-1	4	2	1	2	2	4	4	4	-2	1	-4
2001	0	-1	4	4	0	1	2	11	3	6	0	1	-2
2002	-1	-1	4	3	0	2	1	12	3	3	4	0	-3
2003	2	0	4	4	0	1	2	7	3	3	3	1	-3
2004	2	0	4	3	1	1	2	5	5	3	4	1	-2

Note: Average annual rate; average of the first quarter for 2004.

Sources: International Financial Statistics and Central Bank of China.

TABLE 7
MONETARY POLICY FRAMEWORK

	MONETARY POLICY FRAMEWORK
Hong Kong, China	Exchange rate anchor
Malaysia	Exchange rate anchor
PRC	Exchange rate anchor / Monetary aggregate target
Korea	Inflation targeting
Thailand	Inflation targeting
Philippines	Inflation targeting
Indonesia	Monetary aggregate target
Taipei, China	Monetary aggregate target (M2)
Viet Nam	IMF-supported or other monetary program
Japan	Other ¹
India	Other ¹
Pakistan	Other ¹
Singapore	Other ¹

¹No explicitly stated nominal anchor; monitors various indicators in conducting monetary policy.

Sources: Classification of Exchange Rate Regimes and Monetary Frameworks 2003 (*International Financial Statistics*), central bank web sites.

V. STERILIZATION INTERVENTIONS IN THE PRC AND INDIA

The PRC and India have been experiencing rapid increase in foreign reserves—exceeding 30 percent in the past 2 years—and the liquidity management appears pressing in their policy agenda. As an indication of inflationary pressure, they experienced real appreciation of their currencies (against the US dollar) from 2003 to 2004.¹⁴ This recent appreciation marks a pause in a much longer depreciation trend, which started as early as 1994 in the PRC and 1998 in India. Further, considerable foreign exchange reserves accumulation suggests that the central banks have intervened to avoid or mitigate an exchange rate appreciation. Several distinct episodes of intensive sterilization offer an opportunity to gauge the macroeconomic effects of these policies: the main episodes examined in this section include the PRC from 2002 to present, and India from 2001 to present.¹⁵

A. People's Republic of China (2002–2004)

With strong intention to maintain the stability of the renminbi (Rmb), interest rate, and exchange rate, the People's Bank of China (PBC) uses both direct (purchases and sales in intervention currency, i.e., US dollars) and indirect intervention (use of quantitative restrictions, reserve requirements, and interest rate flexibility) to manage the exchange rate.

(i) Sterilization Intervention

The rapid growth of export earnings and foreign direct investments (FDI) in 2002 resulted in foreign exchange asset build-up in the PRC. Consequently, the PBC purchased huge amounts of foreign exchange in the market, leading to an increase in base money. Against this background, the PBC started to change its operation direction from buying to selling bonds on 9 April 2002, while maintaining the means of increasing base money supply through short-term reverse repo.

On 25 June 2002, the PBC began to withdraw large amounts of base money through long-term repo. However, the PBC repo operation was restricted by lack of bonds to facilitate in the PBC, which led to a conversion of the premature repos into central bank papers on 24 September. To strengthen open market operation (OMO) capacity, monetary authorities increased the frequency and number of primary dealers, strengthened the monitoring and analysis of the liquidity position of the primary dealers, and eliminated the approval requirement to issue treasury bonds and policy financial bonds in the interbank bond market during the first half of 2003. Nonetheless, limited securities held by the PBC seriously restrict effectiveness of the PRC's OMO as the PBC is not vested with the power to issue securities. In an attempt to control the growth of base money resulting from the increase in foreign reserves, the PBC issued central bank bills in 2003 (about \$88 billion) to mop up excess liquidity and sterilize the capital inflows. Further, beginning 2003, the PBC has also used reserve requirements—raising the deposits reserve ratio from 6 to 7 percent in September 2003 and again to 7.5 percent in April 2004. Meanwhile, it appears that window guidance and quantity control have increased their importance to complement other tools.

¹⁴ The trend—appreciating from 2003 to 2004—can be also found with real effective exchange rates albeit the change is relatively slower.

¹⁵ See Hagiwara (2004) for other capital importers' sterilization interventions.

TABLE 8
PRC STERILIZATION EFFORTS

DATE	INSTRUMENT	
25 June–10 December 2002	OMO	The PBC carried out a total of 24 repurchase operations and released a total of RMB246.75 billion yuan.
22 April–December 2003	OMO	Between April and December 2003, the PBC offered Rmb 722.68 billion in 63 issues of central bank bills, with the balance reaching Rmb 337.68 billion yuan. In 2003, the PBC carried out 59 OMO in securities transaction, withdrawing Rmb 269.4 billion yuan and releasing Rmb 1.0492 trillion, a net withdrawal of Rmb 269.4 billion yuan.
16 July 2003	WG	The PBC summoned the FIs to a window guidance meeting and required them to properly control aggregate credit.
11 August and 12 September 2003	WG	The PBC summoned the FIs to a window guidance meeting and required them to take measures to prevent credit and liquidity risks.
21 September 2003	RR	The deposits reserve ratio was raised from 6 to 7 percent, freezing excess reserves of commercial banks.
10 December 2003	Other	PBC widens the floating band of the lending rate of financial institutions to 90-170 percent for commercial banks and urban credit cooperatives, and 90-200 percent for rural credit cooperatives.
25 April 2004	RR	The required reserve ratio was raised to 7.5 from 7 percent. Based on the arrangement of differentiated required reserve ratio, financial institutions with capital adequacy ratio below a specific level must comply with an 8 percent ratio.
Q1 2004	WG	Required FIs to halt loans on infrastructure investments not approved by the government, including government buildings, motorway construction, and golf courses.
June 2004	Capital Control	Limit foreign borrowing.

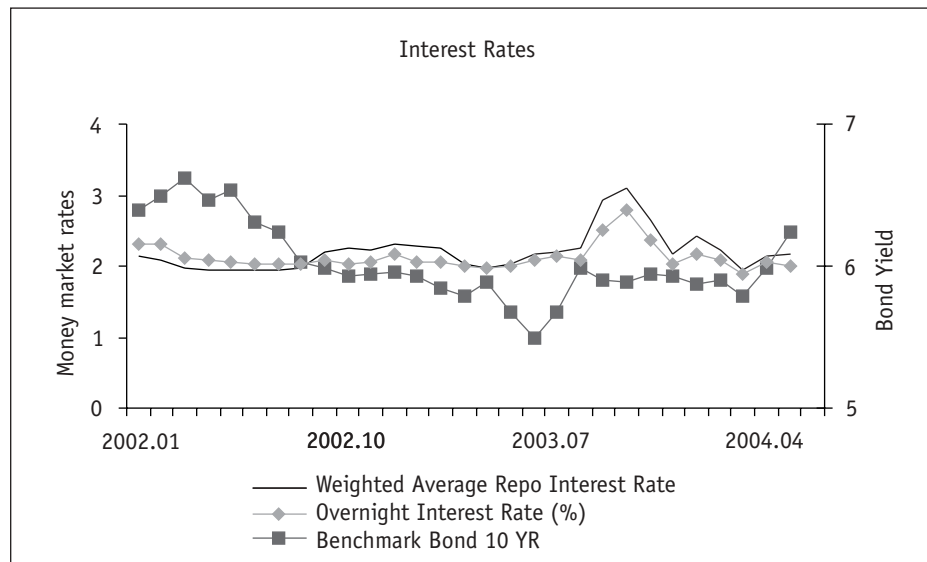
Note: RR means Reserve requirement, OMO means Open Market Operation, WG means Window Guidance.
Source: The People's Bank of China website.

(ii) Impacts of Sterilization

Credit growth in the PRC accelerated after the interest rate cut in March 2002 and averaged 18 percent for 2002-2003. Since the financial institutions' loan and deposit rates are not decided by market forces, the PBC focuses its operational target on base money, and takes the interest rates of the money and bond markets as the monitoring indexes for base money adjustment.

Since 2001, funds supply has exceeded demand and the money market rates have been declining. The bond yield started to rise during the second half of 2003 as the bond issuance increased to Rmb 337.68 billion. For the repo rate, the operations that started in June 2002 had only a minor impact on the rate—a rise by 40 basis points in September/October 2002. However, both overnight and repo rates rose sharply by 80 basis points in September and October 2003 following an increase in reserve requirements as well as window guidance that took place in September. Although the impact was temporary there were some real effects.

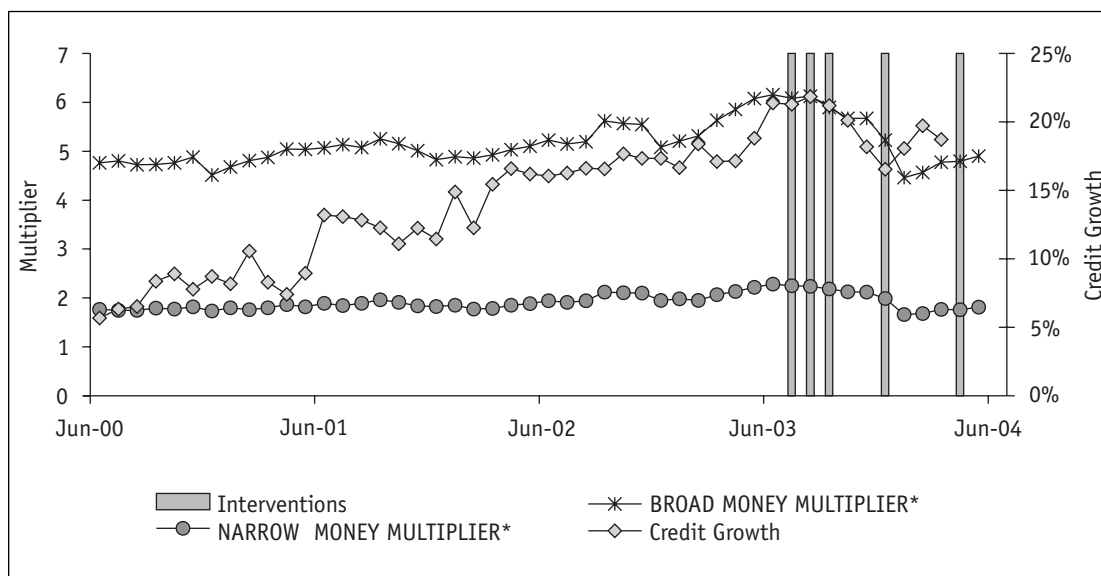
FIGURE 3
PRC INTEREST RATES



Source: People's Bank of China.

The macroeconomic effects of the reserve policy would depend importantly on who pays the reserve tax—either an increase in the deposit rate or lending rate. However, these interest rates would not reflect the reserve requirement changes since the PRC regulates bank interest rate movements. Therefore other monetary indicators such as money multipliers and credit growth are examined. The growing concern over the overheating investment led the PBC to finally take discrete measures (in addition to the OMO) in July 2003 when the annual credit growth rate exceeded 20 percent and broad money multiplier reached over 6 (Figure 4).

FIGURE 4
CREDIT GROWTH AND MONEY MULTIPLIERS



Sources: PBC, IFS, author's calculation.

As can be seen from Table 9, the money multipliers have responded quickly and dropped as the interventions took place for 3 months from July to September 2003: the broad (narrow) money multiplier dropped from 6.16 (2.28) to 5.67 (2.12). On the other hand, credit growth did not show a sizable change, but at least it did not accelerate. Not all the decline in both narrow and broad money multipliers need to be exclusively attributed to increases in reserve requirements. However, the policy appears effective at least in the short run in curbing money expansion. On the other hand, the measure to widen the floating band of lending rates in December 2003 did not have immediate responses: the lending and deposit rates continued to be fixed.

Subsequently the credit growth and money multipliers turned around and started to rise once again during the first quarter of 2004. The PBC responded by raising the reserve requirement rate and implementing window guidance measures in the first quarter of 2004. The one-year relending rate was also raised from 3.24 to 3.87 percent while keeping the deposit rate fixed. Despite the acknowledgement and commitment not to allow the economy to overheat, the PRC government authorities are concerned with the slowing of economic activity in less developed rural areas and the agricultural sector, where more investments are needed.¹⁶ Therefore, measures like window guidance that can focus its effect on specific sectors and areas (urban) rather than raising discount rates have been used during the first half of 2004.¹⁷ Nonetheless, the fixed exchange rate regime continues to demand printing yuan in exchange for capital inflows, thus increasing the money supply and hampering efforts to ease the growth in lending.

¹⁶ Economic growth during the first half of 2004 is 15.4 percent in Beijing, while the national average is less than 10 percent.

¹⁷ This may be reflected in the negligible effects on the aggregate money multipliers in April and May.

TABLE 9
PRC: IMPACTS ON INTEREST RATES AND MONEY MULTIPLIERS

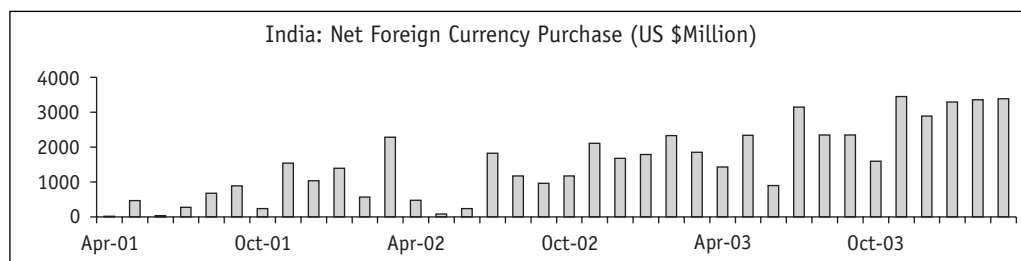
	DATE OF INTERVENTIONS	ANNUAL CREDIT GROWTH (PERCENT)	TIME DEPOSIT RATE (1 YEAR, PERCENT)	RELENDING RATE (1 YEAR, PERCENT)	BROAD MONEY MULTIPLIER	NARROW MONEY MULTIPLIER
Jun 2003		21	1.98	3.24	6.16	2.28
Jul 2003	WG	21	1.98	3.24	6.09	2.25
Aug 2003	WG	22	1.98	3.24	6.12	2.24
Sep 2003	WG and RR	21	1.98	3.24	5.89	2.18
Oct 2003		20	1.98	3.24	5.67	2.12
Nov 2003		18	1.98	3.24	5.67	2.12
Dec 2003	Widening band	17	1.98	3.24	5.23	1.99
Jan 2004		18	1.98	3.24	4.46	1.66
Feb 2004		20	1.98	3.24	4.57	1.68
Mar 2004		19	1.98	3.24	4.77	1.77
Apr 2004	RR		1.98	3.87	4.80	1.76
May 2004			1.98	3.87		1.81
Jun 2004			1.98	3.87		

B. India (2001 - 2004)

(i) Sterilization Intervention: Contending with Large Capital Inflows Engaged Monetary Policy in India.¹⁸

In contrast to the PRC, the direct intervention or OMO is the major monetary tool in India.¹⁹ The Reserve Bank of India (RBI), the Indian central bank, cannot issue its own paper, ruling out the possibility of issuing central bank bills. Efforts to sterilize the expansionary impact of the capital flows, therefore, took the form of large open market sales and continuous repo operations under the

¹⁸ Notice that India has been increasingly intervening in foreign exchange market (RBI 2004).



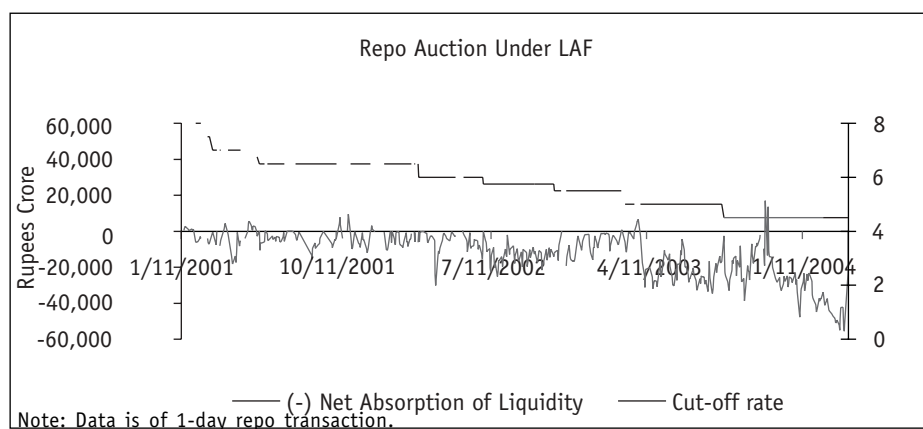
¹⁹ The Liquidity Adjustment Facility (LAF), which was introduced on 5 June 2000 has provided a mechanism for central banks to modulate liquidity in the system and thereby influence short-term interest rates consistent with monetary policy objectives. The LAF operates through repo and reverse repo auctions. The LAF is operated both as a tool for liquidity management and for interest rate signaling depending upon market conditions. However, facing huge capital inflows, RBI has announced the revised LAF Scheme effective 29 March 2004. The scheme will now be operationalized through the 7-day fixed rate repo conducted daily, and overnight fixed rate reverse repo conducted daily on weekdays.

Liquidity Adjustment Facility (LAF). Substantial sale of government bonds took place with high purchases of US dollars while changes in reserve requirements were not used.²⁰ The net sales of government-dated securities through OMO peaked in October 2003 reaching 139 billion rupees before the magnitude of intervention slowed somewhat (see Table 10). Meanwhile repo transaction has increased in importance as a monetary tool (the magnitude of the transaction far exceeding that of dated securities) and the net absorption of the liquidity through LAF exceeded 500 billion rupees in March 2004.

As the liquidity surge persisted and demanded a more effective sterilization scheme, the Market Stabilization Scheme (MSS) was introduced in April 2004. Securities under the MSS are being issued with an initial overall ceiling of 600 billion rupees for 2004-2005. Treasury bills and/or dated securities issued under the MSS would be the same as those issued for normal market borrowings and as such they would fortify the conduct of sterilization operations without segmenting the government securities market. These are to be solely used as instruments of sterilization. In accordance with the MSS, the RBI conducted the sale (re-issue) of stabilization bonds amounting to 50 billion rupees in April 2004. Nonetheless, a shortage of rupee securities still limits the sterilization operation by the central bank.

As managing the exchange rate is becoming more challenging, the RBI is also seeking to diminish the large capital account surplus by relaxing exchange restrictions on resident investment abroad. The measures include introduction of a liberalized scheme of personal transfers up to \$25,000 in February 2004, removal of the restrictive clause of issuing Employees' Stock Option at concessional rates, and lowering interest rate on Indian nonresident deposit accounts.

FIGURE 5
INDIA STERILIZATION INTERVENTION EFFORTS—REPO TRANSACTION



Note: Data is of 1-day repo transaction.

Source: Reserve Bank of India.

²⁰ Cash reserve ratio (CRR) remains an important instrument for modulating liquidity conditions. The medium-term objective is, however, to reduce CRR to the statutory minimum level of 3.0 percent. Therefore, CRR has not been used to sterilize liquidity.

(ii) Impacts of Sterilization

Interest rates in India continue to decline as domestic liquidity surges. Although the continuous nature of OMO transactions makes it difficult to gauge the impacts of the sterilization activities, Table 10 reveals that short-run impacts exist albeit in small magnitudes. The highlighted months had relatively large OMO transactions. Except for the second half of 2002 and some other occasions, interest rates rose right after the substantial purchases of the dated securities. However, interest rates soon started to decline again, normally starting in the following month.

Significant changes took place only twice since 2002: April 2002 and January 2003. The first reaction, where interest rates rose by 0.5 percent in April 2002, was the time when the RBI started intensive repo transactions (Figure 5)—6 days of which exceeded 100 billion rupees. The money market rates and bond yield again rose by about 0.4 percent in January 2003. While repo transactions were not so active this time, the increase was perhaps driven by the intensive purchases of dated securities preceding the month. The credit growth as well as narrow money multiplier also dropped from 17.8 to 5.6 percent and from 4.6 to 4.3 percent, respectively. Nonetheless, the declining trend of credit growth soon reversed in October 2003.

As driven by the increasing absorption of liquidity through repo transaction and the liberalization of capital outflows, interest rates have shown signs of increasing in the second quarter of 2004—a sign of sustained effectiveness of the sterilization intervention. Nonetheless, as was seen with the PRC case, Indian sterilization policies so far generally reveal short-lived impacts. Also, the initial phase reaction to the removal of outflow restrictions policy in India appears that more flows are coming in than going out in March, though the policy uncertainty of the new coalition government and changes in global stock market dynamism induced net outflows in May. Despite the sterilization efforts, inflation exceeded 8 percent in August, and the RBI had to respond by increasing the cash reserve ratio by 25 basis points in September, and is planning another 25 basis points increase in October.

TABLE 10
INDIA: IMPACTS ON INTEREST RATES AND MONEY MULTIPLIERS

	DATED SECURITIES TRANSACTION (MILLIONS LOCAL CURRENCY, (-) NET SALES)	CREDIT GROWTH (PERCENT)	BANK DEPOSIT RATE 90-180 DAY	BANK CD RATE 91 DAY	T-BOND RATE (1 YEAR)	CALL MONEY RATE	REPO RATE	BROAD MONEY MULTIPLIER*	NARROW MONEY MULTIPLIER
Jul 2001	-5,092	9.7	7.25	8.50	7.52	7.10	6.5	4.22	1.81
Aug 2001	-10,263	9.5	7.25	8.50	7.20	6.92	6.5	4.26	1.76
Sep 2001	3,904	8.0	7.25	8.55	7.40	7.00	6.5	4.38	1.75
Oct 2001	83	9.2	7.25	8.20	7.17	6.95	6.5	4.27	1.79
Nov 2001	-26	6.3	7.00	7.50	6.74	6.65	6.5	4.21	1.71
Dec 2001	-7,865	3.9	7.00	7.75	6.85	6.67	6.5	4.28	1.65
Jan 2002	-84	5.0	7.00	7.80	6.95	6.73	6.5	4.27	1.75
Feb 2002	-27	4.7	7.00	7.30	6.35	6.25	6.5	4.28	1.74
Mar 2002	-37	6.0	6.75	7.50	6.20	6.07	6.0	4.12	1.72
Apr 2002	-5,307	6.7	6.75	7.50	6.10	6.01	6.0	4.17	1.77
May 2002	-1,520	14.2	6.75	8.00	6.60	6.40	6.0	4.27	1.75
Jun 2002	-179	14.4	6.75	7.75	6.70	6.27	5.75	4.58	1.77
Jul 2002	-6,515	16.7	6.75	7.00	6.00	5.70	5.75	4.43	1.78
Aug 2002	-7,111	16.3	6.75	6.43	6.00	5.75	5.75	4.49	1.78
Sep 2002	-6,192	17.3	6.75	6.30	5.95	5.74	5.75	4.62	1.79
Oct 2002	-43	15.1	6.75	6.30	5.90	5.73	5.5	4.63	1.75
Nov 2002	-10,968	17.2	6.75	6.05	5.57	5.51	5.5	4.57	1.62
Dec 2002	-4,512	17.8	6.25	5.70	5.55	5.42	5.5	4.57	1.62
Jan 2003	-10,900	17.6	5.75	5.60	5.50	5.30	5.5	4.58	1.70
Feb 2003	-88	17.2	5.75	5.78	6.00	5.67	5.5	4.56	1.74
Mar 2003	-66	15.9	5.75	6.00	5.78	5.75	5.0	4.36	1.73
Apr 2003	-15	11.3	5.50	5.60	5.30	5.11	5.0	4.37	1.78
May 2003	-5,502	6.7	5.50	5.00	4.90	4.42	5.0	4.29	1.80
Jun 2003	-43	6.5	5.25	4.95	5.06	4.90	5.0	4.38	1.79
Jul 2003	-88	5.7	5.25	5.00	5.02	4.92	5.0	4.48	1.82
Aug 2003	-11,422	5.8	5.25	4.95	4.85	4.88	4.5	4.58	1.78
Sep 2003	-5,083	5.6	5.00	4.75	4.70	4.58	4.5	4.74	1.82
Oct 2003	-13,855	6.4	5.00	4.77	4.48	4.40	4.5	4.52	1.82
Nov 2003	-81	6.1	5.00	4.72	4.50	4.37	4.5	4.48	1.51
Dec 2003	-150	5.5	5.00	4.63	4.40	4.15	4.5	4.54	1.68
Jan 2004	-5,198		5.00	4.64	4.50	4.20	4.5	—	1.77
Feb 2004	-35		5.00	4.75	4.55	4.37	4.5	—	1.85
Mar 2004	-126		5.00	4.78	4.40	4.19		—	
Apr 2004			5.00	4.80	4.50	4.24		—	
May 2004			5.00	4.82	4.51	4.37			
Jun 2004			5.00	4.82	4.60	4.47			

Sources: DataStream, author's calculation, and RBI website.

VI. INCENTIVES FOR MORE FLEXIBLE REGIMES

The managed exchange rate regimes are being tested for their feasibility and sustainability. While the efforts should focus to dampen currency fluctuation fed by the surge in capital inflows, this regime has gained more attention in maintaining a certain level. The PRC and India's experiences suggest that liquidity management is not an easy task: being affected by exogenous factors such as a hike in oil price as in India,²¹ and/or having to commit to the current exchange rate policy while pursuing development goals as in the PRC.²² As inflows persist and reserves accumulate, the sterilization policy cannot be a lasting solution, and can be costly. As relaxing capital controls progresses further, the volatile financial flows will then challenge the still fragile domestic financial system. In this regard, the strongest policy lesson is the need for more freedom in policy options, which, with a strengthened financial system, would entail a reconsideration of existing exchange rate policies and practices. This section summarizes policy discussion surrounding the two countries and discusses factors that dominate the decision to move to a more flexible exchange rate regime.

A. Managed to Misalign

Real exchange rates clear at the values that are warranted by fundamentals in the long run.²³ Once the managed exchange rate level starts to deviate from the value warranted by the fundamentals, real exchange rates will adjust one way or another—inflation or revaluation. Garber (2003) argues that the fundamental global imbalance is not in the exchange rate. The fundamental global imbalance is in the enormous excess supply of labor in Asia now waiting to enter the modern global economy, particularly in India and the PRC. He estimates that there are 200 million underemployed Chinese who must be integrated into the global economy over the next 20 years. “This is an entire continent worth of people, a new labor force equivalent to the labor force of the EU or North America,” Garber explains. “The speed of employment of this group is what will in the end determine the real exchange rate” (Garber 2003).

Figure 6 shows two real exchange rates for India and the PRC: one based on CPI, and on purchasing power index (PPI).²⁴ While real exchange rates using direct measures such as wages and labor costs are not available, the PPI is used to measure international competitiveness. In India, both real exchange rates have been sharply appreciating since mid-2002, although the speed of appreciation appears slightly slow with the PPI base. On the other hand, the PPI base real exchange rate has been quite stable in the PRC unlike the rapidly appreciating CPI base real exchange rate—consistent with what Garber argues. The difference between the two rates appears particularly apparent during the last 2 years: the CPI-based exchange rate apparently appreciated by about 10 percent during the period while the one with PPI remain stable. This may reflect the fact that the abundant labor force with low wages pushes down the PPI in the PRC, and keeps the country's products (industry sector) internationally competitive. Meanwhile, CPI is affected by surges in prices of some goods that do not directly affect producers.

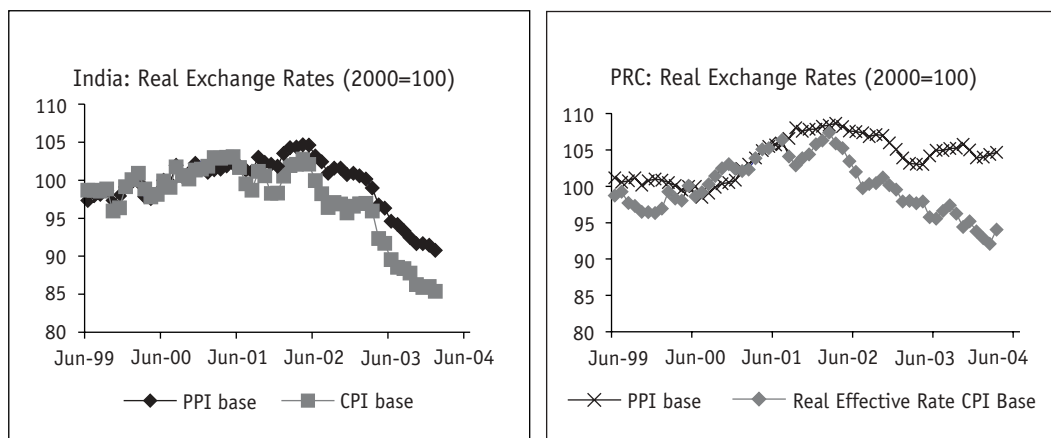
²¹ See Mukhopadhyay (2000) for the experience in the early 1990s.

²² Not only that the usable monetary policy instruments are limited in less developed economies, but also which instruments to be used under which economic conditions is a complex and unsettled issue.

²³ See Krugman and Obstfeld (2001, chapter 15), for example, for the discussion.

²⁴ PPI measures the average selling prices received by domestic producers for their output. The prices included in the PPI are from the first commercial transaction for many products and some services.

FIGURE 6
REAL EXCHANGE RATES (PPI BASE VS. CPI BASE)



Note: PPI of OECD against PPI of the PRC is used for the PPI base real exchange rates.
Source: DataStream.

Conversely, Burton (2004) argues that the PRC's reserve accumulation cannot be sustained indefinitely without inflationary consequences. He says that even though the pool of low-wage labor is large, pressure will be placed on the prices of other scarce factors, including land and skilled labor. Against this background, Goldstein (2003) has proposed that the PRC reform its currency regime in two stages:

First, they switch from a unitary peg to the dollar to a basket peg with equal weights for the dollar, the yen, and the euro; they revalue by 15 to 25 percent immediately; and they widen the exchange rate band from less than 1 percent to, say, 5 to 7 percent. Step two, after they get the banking system on a sounder footing, which may take a few years, they open the capital account and float the renminbi. In this way, we don't ask the rest of the world to live too long with a seriously undervalued renminbi, and we don't ask China to repeat the lesson of the Asian financial crisis.

Meanwhile, concerns have been raised that it would be premature, for example, for the PRC to move toward exchange rate flexibility before resolving the weaknesses in its financial system. But this argument presupposes that greater flexibility would be accompanied by capital account liberalization that could trigger capital outflows. In fact, there is no reason why limited exchange rate flexibility should pose significant risks for the financial system, if capital controls stay in place. And experience in many other countries, with India as a relevant recent example, shows clearly that managed exchange rate flexibility can be successfully introduced before capital account liberalization has gone very far.²⁵

²⁵ Effectiveness of capital controls is still an unsettled issue. See Edwards (1999), for example.

B. Capital Controls

The Institute of International Finance (IIF) forecasts that net private capital flows to emerging market economies are likely to grow to \$225 billion in 2004, following a gain of over 50 percent to \$194 billion in 2003. The robust volume of capital flows to emerging markets reflects ample global liquidity, low interest rates in matured markets, successful reforms in some emerging countries, and a progressive strengthening of activity in both the industrial and emerging market economies. In particular, IIF sees that Asia continues to account for the largest part of FDI to emerging markets with an expected total of \$62 billion this year, with the PRC alone seeing FDI inflows of around \$53 billion, compared to about \$49 billion in 2003. Nonetheless, countries like India, which has been increasingly receiving short-term portfolio flows, may be more concerned with outflows than others. It is generally agreed that capital flight is the major risk for the intermediate regime. Managing inflationary pressures while enjoying the blessing of capital inflows remains to be a challenge for capital importers.

Most economies in Asia underwent capital account liberalization starting in the mid-1980s. This liberalization trend was largely driven by the globalization of financial flows. Unfortunately, the trend resulted in massive capital outflows during the Asian financial crisis—sudden stop of capital inflows. Consequently, a few countries (Indonesia, Malaysia, and Philippines) reversed this liberalization trend, and the capital accounts are currently only partially liberalized.²⁶ Conversely, economies such as Hong Kong, China; Japan; Korea; Taipei, China; and Thailand have continued with liberalization of their capital accounts till now, though minor restrictions remain.²⁷ Notably, further liberalization took place in Taipei, China in 2003, and control on investments in domestic shares by foreign funds was lifted.

Alternatively, countries that were not directly affected by the Asian crisis, such as the PRC, India, Pakistan, and Viet Nam, for example, still maintain capital controls in almost all areas. In India, liberalization has mainly focused on direct and portfolio investments by nonresidents starting in 1991. In these areas, free entry and exit is now the normal rule. Significant easing has taken place in January 2004: the RBI abolished capital-size restrictions on overseas investments by Indian companies, and eased discretionary rules on external commercial borrowings. Further, controls on personal transfers abroad up to US\$25,000 has been lifted recently. However, debt-creating external borrowing is tightly controlled, particularly if short-term. Also banks and money markets generally face significant restrictions on their foreign operations as capital outflows by residents continue to be strictly forbidden. For the PRC, inward FDI was the first to be liberalized in the early 1990s. However, the liberalization of capital restrictions on other areas has been very little, and flows are still tightly restricted and need layers of permission, even if possible.²⁸ These controls are largely asymmetrical, restricting outflows more than inflows, and hence providing upward pressure on the currency value.

²⁶ Exchange control was introduced in Indonesia and Malaysia, for example.

²⁷ Kaminsky and Schmukler (2003) document how Asian countries liberalized the capital accounts.

²⁸ The PRC also maintains tariff and nontariff trade barriers not yet addressed by WTO accession, and a variety of export incentive programs.

In India, the experience with liberalization of inward capital flows has been similar to the economies of Latin America and crisis-hit Asia, and only the magnitude of these flows has not been large enough to cause serious macro and micro management problems. The net capital inflows reached 8-9 percent of GDP in 1996 in the crisis-hit economies as opposed to only 1.9 percent in India in 2003 (Table 11). Nonetheless, the Indian government has taken steps to liberalize outflows of capital in 2004, which turned the Indian nonresident deposit accounts to net outflows since January 2004. But this, perhaps, is a risky proposition. For one thing, the embrace of full convertibility is itself likely to bring more dollars into the country in the initial phase and add to the existing upward pressure on the rupee. In fact, strong economic growth, continuing low interest rates, and the strong performance of the equity markets suggest that reductions in payments restrictions have not significantly dampened reserves growth.

In sum, risks of capital flight are limited as long as capital controls stay in place. Nonetheless, further loosening of controls on capital outflows combined with the past evidence of ineffective capital controls in some countries poses a risk of outflows. There are also external factors. As recovery in mature markets emerges and liquidity surge in Asia drive down domestic interest rates, the interest rate differentials would narrow further, which would certainly work as a pull factor out of emerging markets.

TABLE 11
NET CAPITAL FLOWS AS A PERCENT OF GDP

	1993	1994	1995	1996	1997	1998	1999	2000	2001	2002	2003
Indonesia	0.0	-3.7	-0.9	1.6	-7.2	-7.1	-4.6	-3.5	-4.9	-3.2	-1.8
India	2.2	1.6	1.2	0.9	0.7	0.3	1.1	0.2	0.5	0.4	1.9
Korea	0.6	2.1	3.2	4.7	-0.8	-3.0	-0.4	2.5	-0.1	1.2	3.3
Malaysia	19.3	2.3	7.7	8.3	0.6	-7.6	-9.6	-9.4	-6.2	-5.5	-3.8
Pakistan	2.7	1.1	2.2	1.4	-1.3	3.7	2.4	2.8	2.2	1.7	1.0
Philippines	0.3	4.7	1.4	4.3	-3.9	-5.0	-15.7	-14.3	-11.3	-10.6	-7.0
PRC	4.5	6.2	7.5	6.0	2.6	-0.6	-0.4	-0.7	3.3	2.8	4.4
Thailand	8.2	8.5	12.3	9.3	-4.6	-11.5	-6.4	-8.9	-4.2	-2.2	-5.5
Viet Nam	18.6	9.9	13.7	9.3	6.9	4.1	0.5	-3.2	-1.1	2.8	3.6

Source: Institute of International Finance.

C. Export-led-Growth Strategy

Volatile exchange rate has been proven to have negative impacts on trade and FDI inflows. Therefore, a shift in the trade relationship would affect the currency regime—greater stability is preferred vis-à-vis the major trading partners. Therefore, if the US becomes less important as an export destination, the benefit of having stability against the US dollar will be smaller. In fact, intraregional trade has increased its importance in Asia driven by production sharing or vertical specialization. Consequently, the shares of intraregional trade have been steadily increasing, particularly in East and Southeast Asia. Against this background, the average trade weighted exchange rate has been fluctuating less than that against the dollar during the past years (Table 12), managed more against trading partner currencies. Also the exchange rate level developments reveal a striking depreciation of trade-weighted rates by 8 percent in the last 4 years (Table 13). “Moving out” of

the US dollar does not seem a wise option yet, however, there is a motive to rely less on the dollar to pursue export-led growth.²⁹

TABLE 12
AVERAGE NOMINAL EXCHANGE RATE VARIABILITY (TRADE-WEIGHTED VS US DOLLAR)

	2000	2001	2002	2003	2004
Trade-weighted	1.98	2.22	1.29	1.22	1.15
Against \$	2.63	2.80	1.40	1.31	0.21

Note: Countries include India, Indonesia, Japan, Korea, Pakistan, Philippines, Singapore, and Thailand. Data for 2004 includes up to April.

Sources: International Financial Statistics and DataStream.

TABLE 13
AVERAGE NOMINAL EXCHANGE RATE (TRADE-WEIGHTED VS US DOLLAR)

	2000	2001	2002	2003	2004
Against \$	100.0	108.6	107.0	104.3	102.4
Trade-weighted	100.1	103.6	102.8	105.9	108.4

Note: Countries include India, Indonesia, Japan, Korea, Pakistan, Philippines, Singapore, and Thailand. Data for 2004 includes up to April.

Sources: International Financial Statistics and DataStream.

D. Currency Mismatches

Borrowing in domestic currencies is not easy for many in Asia as credible domestic policies, and sound and deep financial system are preconditions. Furthermore, even if these conditions are satisfied, many countries in the world cannot raise funds in their own currencies. This creates a currency mismatch in banks and firms' balance sheets, which makes the economy vulnerable to currency fluctuations, justifying a policy to manage its currency against the borrowing currency—normally US dollar—to minimize an exchange rate risk.

While the potential balance sheet imbalances are hard to measure, a rough indicator for a currency mismatch can be a ratio of bank foreign liabilities as a percent of bank foreign assets. Table 14 suggests that the currency mismatch does not appear too significant in the PRC's banks, while the ratio has been increasing in Korea and Malaysia, exceeding 1.6 at some point in 2003. This is probably due to the fact that capital inflows having been taking the form of portfolio flows in Korea and Malaysia, which are intermediated by banks, while it is more as FDI in the PRC. The banks' exposure to the exchange rate risk appears minimal at this time in the PRC indicating that

²⁹ Since most Asian currencies display limited variations against the dollar, variations between these currencies should also be relatively moderate. Thus the need to rely less on the dollar in light of increased intraregional trade seems to be low.

a revaluation, if any, would not have a detrimental effect on the banks' balance sheets. However, effects on firms are unclear, and newly established private financial intermediaries and firms could easily be opted for raising funds in foreign currency that is less costly. The ongoing efforts to create an Asian bond market could change this map in the long run, but not in the short run.

TABLE 14
CURRENCY MISMATCHES IN BANKS (AVERAGE FOREIGN LIABILITIES AS A RATIO OF FOREIGN ASSETS)

	PHILIPPINES	MALAYSIA	KOREA	INDONESIA	HONG KONG, CHINA	SINGAPORE	PRC	THAILAND	JAPAN	VIET NAM
1999	1.38	1.41	0.79	0.83	0.80	0.47	0.68	1.31	0.69	N/A
2000	1.34	1.14	0.75	0.89	0.74	0.45	0.49	0.99	0.69	N/A
2001	1.20	0.69	0.72	0.72	0.69	0.43	0.34	0.65	0.70	0.14
2002	1.06	0.97	1.05	0.58	0.63	0.37	0.31	0.63	0.72	0.14
2003	0.91	1.40	1.51	0.53	0.60	0.26	0.35	0.59	0.72	0.19
2004	0.90	1.27	1.25	0.40	0.62	0.19	0.38	0.58	N/A	N/A

Source: DataStream.

E. Dollars for Trade Transaction

As long as the US remains to be the largest economy, it is unlikely that the US dollar will lose its status as the anchor currency in trade transactions. As Asian economies grow, their currencies would surely become relatively important as a result. However, the transition like the British pound to the US dollar after World War II would not happen instantaneously given the relative economic size of the countries.

In summary, there are possibilities that Asian economies will opt for more flexible exchange rate regimes and grow out of the US dollar in the long run, but this does not appear feasible in the short run. As far as capital controls are in place, the US remains to be a major trading partner, and no deep enough local/regional financial market exists to raise funds, the incentives to graduate out of the US dollar will remain weak. In the meantime, increasingly volatile financial flows would pressure some currencies that appear to deviate from the values warranted by macroeconomic fundamentals to adjust. Most of the Asian economies that are reviewed are likely to seek the intermediate regimes while keeping capital controls to avoid speculative pressures on their currencies.

VII. POLICY IMPLICATIONS AND CONCLUDING REMARKS

As examined, currencies in Asia have increasingly reduced their variability, and appear more managed suggesting monetary authorities' intervention in foreign exchange markets. However, the developments of exchange rate levels suggest that the intervention did not prevent nominal and real appreciation in several economies over the reviewed period. It is crucial to be reminded that the goal of sterilization is to dampen the amplitude of the real cycles fed by liquidity surges. The policy might be effective in the short run, but as inflows persist and reserves accumulate, the countries need to be ready for the eventual capital outflows and policy adjustments.

Intermediate regimes are vulnerable to shocks. Sterilization can be used in liquidity management in the short run, however the exchange rate policies and practices may need reconsideration in countries such as the PRC and India in the medium term, which may entail a revaluation and greater flexibility of the currency. This transition would simultaneously entail a partial liberalization of the capital account (but not to the extent that causes sudden reversals of capital inflows) and greater transparency and stringency in monetary policy—conditions that are inevitable for the intermediate regime to be sustainable.

Nonetheless, moving to capital account convertibility, and perhaps exiting from the intermediate exchange rate regime remains to be a long-run solution for these countries. As the concerned countries are burdened with domestic problems, the general consensus is that reform efforts should go far enough before moving to capital account convertibility. Calvo and Mishkin (2003), among others, also argue that the key for macroeconomic success is not about which exchange rate regimes one chooses, but the development of good fiscal, financial, and monetary institutions. It suggests that less attention should be focused on the general question of whether a floating or a fixed exchange rate (or intermediate regime) is preferable, and more on deeper institutional arrangements. Therefore, this final section discusses some of the institutional reforms.

A. Banking and Capital Market Regulatory System

Unless banking standards are accordingly improved, viable competition introduced, and government interference reduced, it would be reckless to pursue full capital account convertibility, which requires flexibility, dynamism, and foresight in the country's banking and financial institutions. The increasing contribution of portfolio capital toward capital account, and the fact that these inflows could increase to significant levels in the future as financial markets get integrated globally, show that an important area of concern is their skillful management to facilitate smooth intermediation. Banks intermediate a substantial amount of funds—over 64 percent of the total financial assets in India. As partially initiated in the PRC, undercapitalization and NPLs of banks are concerns that need to be immediately addressed.

B. Transparency and Discipline in Fiscal and Financial Policies

It is well known that the last thing that a government wanting to gain the confidence of investors should do is to be fiscally imprudent. Asia has been relatively prudent in government spending, except for perhaps India. In India, the ratio of gross fiscal deficit to GDP increased to 11 percent in 2003 from 6.2 percent in 1996-1997. Such high fiscal deficits can prove to be unsustainable and can frighten investors away. Hence, there is an immediate need for putting brakes on government expenditure, and until that has been satisfactorily done, opening up the capital account fully would carry with it a big risk of sudden loss of faith of investors as well as capital flight.

C. Trade Liberalization

Further liberalization will stimulate imports and create the necessary demand for dollars, mopping up the excess supply of dollars and relieving the government of the burden of low-yielding foreign exchange reserves. While the PRC lately reversed the liberalization trend by imposing quota on raw material import, the general trend should be to encourage import liberalization.

APPENDIX

TABLE A1
GROWTH RATE OF SHARE PRICE INDEX (PERCENT)

	PRC	JAPAN	INDIA	TAIPEI, CHINA	KOREA	INDONESIA	MALAYSIA	THAILAND	PHILIPPINES	PAKISTAN	HONG KONG, CHINA	SINGAPORE
2000	30	-2	0	-17	-29	-25	0	-35	-37	N/A	16	-3
2001	3	-23	-29	-34	-18	-16	-22	-5	-31	N/A	-21	-15
2002	-19	-19	-2	6	33	13	10	20	-25	N/A	-16	1
2003	-6	-4	27	2	-8	16	2	37	4	71	-1	1
2004	11	30	87	43	47	90	34	88	44	97	44	58

Note: Average annual rate; average of the first quarter for 2004.
Source: DataStream.

TABLE A2
DE FACTO EXCHANGE RATE MANAGEMENT

ECONOMY	DESCRIPTION FROM THE CENTRAL BANK
India	<p>Since 1993 India has had a market-determined exchange rate regime, under which the rupee is no longer pegged to a basket of currencies. Although the RBI has reduced its interference and has said repeatedly that it does not target any specific rate for the rupee, its stated priorities are to maintain orderly conditions in the forex market, meet temporary demand/supply gaps and to “curb destabilizing and self-fulfilling speculative activities.” Thus the RBI has stepped in decisively and successfully to curb speculation, by measures such as tightening liquidity.</p>
Korea	<p>Since 16 December 1997 the Korean won has been a floating currency that finds its exchange rate in the market. On that day, the government abolished the daily interbank foreign-exchange band and adopted the “free-float” system, a bold move aimed at discouraging forex speculation and restoring a supply and demand balance in the currency market at the peak of the 1997-1998 financial crisis. After floating the won, the Bank of Korea (BOK—the central bank) kept a low profile on the forex market as the won gradually stabilized. It closed its forex window to private financial institutions effective 15 May 1998. Its intervention is now limited to smoothing operations consistent with a steady build-up in foreign reserves.</p>
Philippines	<p>The Bangko Sentral ng Pilipinas (BSP—the central bank) maintains a freely floating Philippine peso whose value is determined, to a great extent, by supply and demand factors. The BSP, however, intervenes during what it perceives to be speculative fluctuations of the peso against the dollar, and buys and sells the dollar using its international reserves.</p>
Singapore	<p>The Singapore dollar floats freely according to market forces, but its level is monitored closely by the government through the Monetary Authority of Singapore (MAS—the central bank), which keeps the currency within a specified range measured against a basket of currencies. Although the make-up of the basket is not disclosed, it is understood to be a weighted grouping of the currencies of Singapore’s major trading partners (which would give the US dollar the single largest weighting), as they are the main sources of imported inflation.</p>
Japan	<p>The Japanese yen floats freely against all major currencies, but the Bank of Japan (BOJ — the central bank) does intervene to counter speculation in an attempt to keep exchange rates consistent with official policy. The Ministry of Finance is closely involved in the BOJ’s currency-market intervention because of its domestic and external economic policymaking role. Because of the enormous size of the international foreign exchange markets, the ability of the BOJ to influence exchange rates has been severely limited in recent years. Although news of intervention does have a short-term impact on the market, it is no longer considered an effective tool for long-term manipulation of foreign exchange rates.</p>

TABLE A2. CONTINUED.

ECONOMY	DESCRIPTION FROM THE CENTRAL BANK
Thailand	Since July 1997 the baht has been freely traded against all other currencies under a “managed float” system that empowers the Bank of Thailand (BOT—the central bank) to intervene in support of the currency or to prevent it from appreciating to a level where it might affect export competitiveness. The current system replaced the pegging of the baht according to a trade-weighted method using a basket of currencies dominated by the US dollar, which had been in use between 1984 and 1997. On the whole, the managed-float system has remained intact under the current government, which has intervened against excessive weakness or strength in the currency without targeting specific rates.
Taipei,China	The currency is determined by the market. However, when the market is disrupted by seasonal or irregular factors, the central bank shall step in.
Pakistan	The [Central] Bank is responsible for keeping the exchange rate of the rupee at an appropriate level and preventing it from wide fluctuations in order to maintain competitiveness of exports and maintain stability in the foreign exchange market.... [I]t was decided to adopt the managed floating exchange rate system under which the value of the rupee was determined on a daily basis, with reference to a basket of currencies of Pakistan’s major trading partners and competitors. Adjustments were made in its value and when the circumstances so warranted.

Sources: Economist Intelligence Unit except for Taipei,China, which is Central Bank of China; and Pakistan, which is State Bank of Pakistan.

REFERENCES

- Bird, G., and R. Rajan, 2003. "Too Much of a Good Thing? The Adequacy of International Reserves in the Aftermath of Crises." *World Economy* 26:873-91.
- Burton, D., 2004. "What Lies Ahead for Asia's Emerging Markets?" Speech delivered at the International Monetary Fund, Washington, D.C. Available: <http://www.imf.org/external/np/speeches/2004/032304.htm>.
- Calvo, G. A., and F. S. Mishkin, 2003. The Mirage of Exchange Rate Regimes for Emerging Market Countries. NBER Working Paper No. 9808, National Bureau of Economic Research, Cambridge, Massachusetts.
- Central Bank of China, 2004. Available: www.cbc.gov.tw/.
- Dooley, M. P., D. Folkerts-Landau, and P. Garber, 2003. An Essay on the Revived Bretton Woods System. NBER Working Paper 9971, National Bureau of Economic Research, Cambridge, Massachusetts.
- Economist Intelligence Unit, 2004. "Country Finance." Available: <http://db.eiu.com/>.
- The Economist*, 2004. "Competitive Sport in Boca Raton." 5 February.
- Edwards, S., 1999. "How Effective are Capital Controls?" *Journal of Economic Perspectives* 13(4, Fall):65-84.
- Fischer, S., 2001. "Exchange Rate Regimes: Is the Bipolar View Correct?" Paper presented as the Distinguished Lecture on Economics in Government, New Orleans, Atlanta.
- Frankel, J. A., 1999. No Single Currency Regime is Right for All Countries or at All Times. Essays in International Finance No. 215, International Finance Section, Princeton University.
- Garber, P., 2003. "Transcript of an Economic Forum Capital Flow Cycles: Old and New Challenges." Speech delivered in Washington, D.C.
- Goldstein, M., 2002. Managed Floating Plus. Policy Analyses in International Economics No. 66, Institute for International Economics, Washington, D.C.
- , 2003. "China's Exchange Rate Regime." Testimony before the Subcommittee on Domestic and International Monetary Policy, Trade, and Technology Committee on Financial Services US House of Representatives Washington, D.C. Available: <http://www.iie.com/publications/papers/goldstein1003.htm>.
- Hagiwara, A. T., 2004. "Sterilization Intervention in Selected Asian Economies." Asian Development Bank, Manila Philippines. Unpublished manuscript.
- International Monetary Fund, 2003. *World Economic Outlook*. Washington, D.C.
- , various years. *International Financial Statistics*. Washington, D.C.
- Kaminsky, G. L. and S. L. Schmukler, 2003. Short-Run Pain, Long-Run Gain: The Effect of Financial Liberalization. NBER Working Paper No. 9787, National Bureau of Economic Research, Cambridge, Massachusetts.
- Krugman, P., and M. Obstfeld, 2001. *International Economics: Theory and Policy*. 5th Ed. Boston: Addison-Wesley Longman Incorporated.
- McKinnon, R., and G. Schnabl, 2003. China: A Stabilizing or Deflationary Influence in East Asia? The Problem of Conflicted Virtue. Stanford Center for International Development Working Paper No. 196, Stanford University.
- Mukhopadhyay, H., 2000. "Exchange Rate Management and RBI's Policy Dilemma." *International Journal of Development Banking* 18(1, January):77-92.
- People's Bank of China, 2004. Available: <http://www.pbc.gov.cn>.
- Reserve Bank of India, 2004. Available: <http://www.rbi.org.in/>.
- State Bank of Pakistan, 2004. Available: <http://www.sbp.org.pk>.

PUBLICATIONS FROM THE ECONOMICS AND RESEARCH DEPARTMENT

ERD WORKING PAPER SERIES (WPS)

(Published in-house; Available through ADB Office of External Relations; Free of Charge)

- | | |
|---|---|
| <p>No. 1 Capitalizing on Globalization
—<i>Barry Eichengreen, January 2002</i></p> <p>No. 2 Policy-based Lending and Poverty Reduction: An Overview of Processes, Assessment and Options
—<i>Richard Bolt and Manabu Fujimura, January 2002</i></p> <p>No. 3 The Automotive Supply Chain: Global Trends and Asian Perspectives
—<i>Francisco Veloso and Rajiv Kumar, January 2002</i></p> <p>No. 4 International Competitiveness of Asian Firms: An Analytical Framework
—<i>Rajiv Kumar and Doren Chadee, February 2002</i></p> <p>No. 5 The International Competitiveness of Asian Economies in the Apparel Commodity Chain
—<i>Gary Gereffi, February 2002</i></p> <p>No. 6 Monetary and Financial Cooperation in East Asia—The Chiang Mai Initiative and Beyond
—<i>Pradumna B. Rana, February 2002</i></p> <p>No. 7 Probing Beneath Cross-national Averages: Poverty, Inequality, and Growth in the Philippines
—<i>Arsenio M. Balisacan and Ernesto M. Pernia, March 2002</i></p> <p>No. 8 Poverty, Growth, and Inequality in Thailand
—<i>Anil B. Deolalikar, April 2002</i></p> <p>No. 9 Microfinance in Northeast Thailand: Who Benefits and How Much?
—<i>Brett E. Coleman, April 2002</i></p> <p>No. 10 Poverty Reduction and the Role of Institutions in Developing Asia
—<i>Anil B. Deolalikar, Alex B. Brillantes, Jr., Raghav Gaiha, Ernesto M. Pernia, Mary Racelis with the assistance of Marita Concepcion Castro-Guevara, Liza L. Lim, Pilipinas F. Quising, May 2002</i></p> <p>No. 11 The European Social Model: Lessons for Developing Countries
—<i>Assar Lindbeck, May 2002</i></p> <p>No. 12 Costs and Benefits of a Common Currency for ASEAN
—<i>Srinivasa Madhur, May 2002</i></p> <p>No. 13 Monetary Cooperation in East Asia: A Survey
—<i>Raul Fabella, May 2002</i></p> <p>No. 14 Toward A Political Economy Approach to Policy-based Lending
—<i>George Abonyi, May 2002</i></p> <p>No. 15 A Framework for Establishing Priorities in a Country Poverty Reduction Strategy
—<i>Ron Duncan and Steve Pollard, June 2002</i></p> | <p>No. 16 The Role of Infrastructure in Land-use Dynamics and Rice Production in Viet Nam's Mekong River Delta
—<i>Christopher Edmonds, July 2002</i></p> <p>No. 17 Effect of Decentralization Strategy on Macroeconomic Stability in Thailand
—<i>Kanokpan Lao-Araya, August 2002</i></p> <p>No. 18 Poverty and Patterns of Growth
—<i>Rana Hasan and M. G. Quibria, August 2002</i></p> <p>No. 19 Why are Some Countries Richer than Others? A Reassessment of Mankiw-Romer-Weil's Test of the Neoclassical Growth Model
—<i>Jesus Felipe and John McCombie, August 2002</i></p> <p>No. 20 Modernization and Son Preference in People's Republic of China
—<i>Robin Burgess and Juzhong Zhuang, September 2002</i></p> <p>No. 21 The Doha Agenda and Development: A View from the Uruguay Round
—<i>J. Michael Finger, September 2002</i></p> <p>No. 22 Conceptual Issues in the Role of Education Decentralization in Promoting Effective Schooling in Asian Developing Countries
—<i>Jere R. Behrman, Anil B. Deolalikar, and Lee-Ying Son, September 2002</i></p> <p>No. 23 Promoting Effective Schooling through Education Decentralization in Bangladesh, Indonesia, and Philippines
—<i>Jere R. Behrman, Anil B. Deolalikar, and Lee-Ying Son, September 2002</i></p> <p>No. 24 Financial Opening under the WTO Agreement in Selected Asian Countries: Progress and Issues
—<i>Yun-Hwan Kim, September 2002</i></p> <p>No. 25 Revisiting Growth and Poverty Reduction in Indonesia: What Do Subnational Data Show?
—<i>Arsenio M. Balisacan, Ernesto M. Pernia, and Abuzar Asra, October 2002</i></p> <p>No. 26 Causes of the 1997 Asian Financial Crisis: What Can an Early Warning System Model Tell Us?
—<i>Juzhong Zhuang and J. Malcolm Dowling, October 2002</i></p> <p>No. 27 Digital Divide: Determinants and Policies with Special Reference to Asia
—<i>M. G. Quibria, Shamsun N. Ahmed, Ted Tschang, and Mari-Len Reyes-Macasaquit, October 2002</i></p> <p>No. 28 Regional Cooperation in Asia: Long-term Progress, Recent Retrogression, and the Way Forward
—<i>Ramgopal Agarwala and Brahm Prakash, October 2002</i></p> |
|---|---|

- No. 29 How can Cambodia, Lao PDR, Myanmar, and Viet Nam Cope with Revenue Lost Due to AFTA Tariff Reductions?
—*Kanokpan Lao-Araya*
November 2002
- No. 30 Asian Regionalism and Its Effects on Trade in the 1980s and 1990s
—*Ramon Clarete, Christopher Edmonds, and Jessica Seddon Wallack*
November 2002
- No. 31 New Economy and the Effects of Industrial Structures on International Equity Market Correlations
—*Cyn-Young Park and Jaejoon Woo*
December 2002
- No. 32 Leading Indicators of Business Cycles in Malaysia and the Philippines
—*Wenda Zhang and Juzhong Zhuang*
December 2002
- No. 33 Technological Spillovers from Foreign Direct Investment—A Survey
—*Emma Xiaoqin Fan*
December 2002
- No. 34 Economic Openness and Regional Development in the Philippines
—*Ernesto M. Pernia and Pilipinas F. Quising*
January 2003
- No. 35 Bond Market Development in East Asia: Issues and Challenges
—*Raul Fabella and Srinivasa Madhur*
January 2003
- No. 36 Environment Statistics in Central Asia: Progress and Prospects
—*Robert Ballance and Bishnu D. Pant*
March 2003
- No. 37 Electricity Demand in the People's Republic of China: Investment Requirement and Environmental Impact
—*Bo Q. Lin*
March 2003
- No. 38 Foreign Direct Investment in Developing Asia: Trends, Effects, and Likely Issues for the Forthcoming WTO Negotiations
—*Douglas H. Brooks, Emma Xiaoqin Fan, and Lea R. Sumulong*
April 2003
- No. 39 The Political Economy of Good Governance for Poverty Alleviation Policies
—*Narayan Lakshman*
April 2003
- No. 40 The Puzzle of Social Capital
A Critical Review
—*M. G. Quibria*
May 2003
- No. 41 Industrial Structure, Technical Change, and the Role of Government in Development of the Electronics and Information Industry in Taipei, China
—*Yeo Lin*
May 2003
- No. 42 Economic Growth and Poverty Reduction in Viet Nam
—*Arsenio M. Balisacan, Ernesto M. Pernia, and Gemma Esther B. Estrada*
June 2003
- No. 43 Why Has Income Inequality in Thailand Increased? An Analysis Using 1975-1998 Surveys
—*Taizo Motonishi*
June 2003
- No. 44 Welfare Impacts of Electricity Generation Sector Reform in the Philippines
—*Natsuko Toba*
June 2003
- No. 45 A Review of Commitment Savings Products in Developing Countries
—*Nava Ashraf, Nathalie Gons, Dean S. Karlan, and Wesley Yin*
July 2003
- No. 46 Local Government Finance, Private Resources, and Local Credit Markets in Asia
—*Roberto de Vera and Yun-Hwan Kim*
October 2003
- No. 47 Excess Investment and Efficiency Loss During Reforms: The Case of Provincial-level Fixed-Asset Investment in People's Republic of China
—*Duo Qin and Haiyan Song*
October 2003
- No. 48 Is Export-led Growth Passe? Implications for Developing Asia
—*Jesus Felipe*
December 2003
- No. 49 Changing Bank Lending Behavior and Corporate Financing in Asia—Some Research Issues
—*Emma Xiaoqin Fan and Akiko Terada-Hagiwara*
December 2003
- No. 50 Is People's Republic of China's Rising Services Sector Leading to Cost Disease?
—*Duo Qin*
March 2004
- No. 51 Poverty Estimates in India: Some Key Issues
—*Savita Sharma*
May 2004
- No. 52 Restructuring and Regulatory Reform in the Power Sector: Review of Experience and Issues
—*Peter Choynowski*
May 2004
- No. 53 Competitiveness, Income Distribution, and Growth in the Philippines: What Does the Long-run Evidence Show?
—*Jesus Felipe and Grace C. Sipin*
June 2004
- No. 54 Practices of Poverty Measurement and Poverty Profile of Bangladesh
—*Faizuddin Ahmed*
August 2004
- No. 55 Experience of Asian Asset Management Companies: Do They Increase Moral Hazard?
—Evidence from Thailand
—*Akiko Terada-Hagiwara and Gloria Pasadilla*
September 2004
- No. 56 Viet Nam: Foreign Direct Investment and Postcrisis Regional Integration
—*Vittorio Leproux and Douglas H. Brooks*
September 2004
- No. 57 Practices of Poverty Measurement and Poverty Profile of Nepal
—*Devendra Chhetry*
September 2004
- No. 59 Poverty Measurement and Poverty Estimates in the Philippines: Selected Issues
—*Virginia Ganac*
October 2004
- No. 60 Measuring Competitiveness in the World's Smallest Economies: Introducing the SSMECI
—*Ganeshan Wignaraja and David Joiner*
November 2004
- No. 61 Foreign Exchange Reserves, Exchange Rate Regimes, and Monetary Policy: Issues in Asia
—*Akiko Terada-Hagiwara*
January 2005

ERD TECHNICAL NOTE SERIES (TNS)

(Published in-house; Available through ADB Office of External Relations; Free of Charge)

- | | | |
|-------|---|---|
| No. 1 | Contingency Calculations for Environmental Impacts with Unknown Monetary Values
—David Dole
February 2002 | —Erik Bloom and Peter Choynowski
May 2003 |
| No. 2 | Integrating Risk into ADB's Economic Analysis of Projects
—Nigel Rayner, Anneli Lagman-Martin, and Keith Ward
June 2002 | No. 7 Strengthening the Economic Analysis of Natural Resource Management Projects
—Keith Ward
September 2003 |
| No. 3 | Measuring Willingness to Pay for Electricity
—Peter Choynowski
July 2002 | No. 8 Testing Savings Product Innovations Using an Experimental Methodology
—Nava Ashraf, Dean S. Karlan, and Wesley Yin
November 2003 |
| No. 4 | Economic Issues in the Design and Analysis of a Wastewater Treatment Project
—David Dole
July 2002 | No. 9 Setting User Charges for Public Services: Policies and Practice at the Asian Development Bank
—David Dole
December 2003 |
| No. 5 | An Analysis and Case Study of the Role of Environmental Economics at the Asian Development Bank
—David Dole and Piya Abeygunawardena
September 2002 | No. 10 Beyond Cost Recovery: Setting User Charges for Financial, Economic, and Social Goals
—David Dole and Ian Bartlett
January 2004 |
| No. 6 | Economic Analysis of Health Projects: A Case Study in Cambodia | No. 11 Shadow Exchange Rates for Project Economic Analysis: Toward Improving Practice at the Asian Development Bank
—Anneli Lagman-Martin
February 2004 |

ERD POLICY BRIEF SERIES (PBS)

(Published in-house; Available through ADB Office of External Relations; Free of charge)

- | | | |
|--------|--|--|
| No. 1 | Is Growth Good Enough for the Poor?
—Ernesto M. Pernia, October 2001 | Philippines
—E. M. Pernia and P. F. Quising
October 2002 |
| No. 2 | India's Economic Reforms
What Has Been Accomplished?
What Remains to Be Done?
—Arvind Panagariya, November 2001 | No. 11 Implications of a US Dollar Depreciation for Asian Developing Countries
—Emma Fan
July 2002 |
| No. 3 | Unequal Benefits of Growth in Viet Nam
—Indu Bhushan, Erik Bloom, and Nguyen Minh Thang, January 2002 | No. 12 Dangers of Deflation
—D. Brooks and P. F. Quising
December 2002 |
| No. 4 | Is Volatility Built into Today's World Economy?
—J. Malcolm Dowling and J.P. Verbiest, February 2002 | No. 13 Infrastructure and Poverty Reduction—
What is the Connection?
—I. Ali and E. Pernia
January 2003 |
| No. 5 | What Else Besides Growth Matters to Poverty Reduction? Philippines
—Arsenio M. Balisacan and Ernesto M. Pernia, February 2002 | No. 14 Infrastructure and Poverty Reduction—
Making Markets Work for the Poor
—Xianbin Yao
May 2003 |
| No. 6 | Achieving the Twin Objectives of Efficiency and Equity: Contracting Health Services in Cambodia
—Indu Bhushan, Sheryl Keller, and Brad Schwartz, March 2002 | No. 15 SARS: Economic Impacts and Implications
—Emma Xiaojin Fan
May 2003 |
| No. 7 | Causes of the 1997 Asian Financial Crisis: What Can an Early Warning System Model Tell Us?
—Juzhong Zhuang and Malcolm Dowling, June 2002 | No. 16 Emerging Tax Issues: Implications of Globalization and Technology
—Kanokpan Lao Araya
May 2003 |
| No. 8 | The Role of Preferential Trading Arrangements in Asia
—Christopher Edmonds and Jean-Pierre Verbiest, July 2002 | No. 17 Pro-Poor Growth: What is It and Why is It Important?
—Ernesto M. Pernia
May 2003 |
| No. 9 | The Doha Round: A Development Perspective
—Jean-Pierre Verbiest, Jeffrey Liang, and Lea Sumulong
July 2002 | No. 18 Public-Private Partnership for Competitiveness
—Jesus Felipe
June 2003 |
| No. 10 | Is Economic Openness Good for Regional Development and Poverty Reduction? The | No. 19 Reviving Asian Economic Growth Requires Further Reforms |

- Ifzal Ali*
June 2003
- No. 20 The Millennium Development Goals and Poverty: Are We Counting the World's Poor Right?
—*M. G. Quibria*
July 2003
- No. 21 Trade and Poverty: What are the Connections?
—*Douglas H. Brooks*
July 2003
- No. 22 Adapting Education to the Global Economy
—*Olivier Dupriez*
September 2003
- No. 23 Avian Flu: An Economic Assessment for Selected Developing Countries in Asia
—*Jean-Pierre Verbiest and Charissa Castillo*
March 2004
- No. 25 Purchasing Power Parities and the International Comparison Program in a Globalized World
—*Bishnu Pant*
March 2004
- No. 26 A Note on Dual/Multiple Exchange Rates
—*Emma Xiaoqin Fan*
May 2004
- No. 27 Inclusive Growth for Sustainable Poverty Reduction in Developing Asia: The Enabling Role of Infrastructure Development
—*Ifzal Ali and Xianbin Yao*
May 2004
- No. 28 Higher Oil Prices: Asian Perspectives and Implications for 2004-2005
—*Cyn-Young Park*
June 2004
- No. 29 Accelerating Agriculture and Rural Development for Inclusive Growth: Policy Implications for Developing Asia
—*Richard Bolt*
July 2004
- No. 30 Living with Higher Interest Rates: Is Asia Ready?
—*Cyn-Young Park*
August 2004
- No. 31 Reserve Accumulation, Sterilization, and Policy Dilemma
—*Akiko Terada-Hagiwara*
October 2004
- 32 The Primacy of Reforms in the Emergence of People's Republic of China and India
—*Ifzal Ali and Emma Xiaoqin Fan*
November 2004
- 33 Population Health and Foreign Direct Investment: Does Poor Health Signal Poor Government Effectiveness?
—*Ajay Tandon*
January 2005

SERIALS

(Co-published with Oxford University Press; Available commercially through Oxford University Press Offices, Associated Companies, and Agents)

1. Asian Development Outlook (ADO; annual)
\$36.00 (paperback)
2. Key Indicators of Developing Asian and Pacific Countries (KI; annual)
\$35.00 (paperback)

JOURNAL

(Published in-house; Available commercially through ADB Office of External Relations)

1. Asian Development Review (ADR; semiannual)
\$5.00 per issue; \$8.00 per year (2 issues)

MONOGRAPH SERIES

(Published in-house; Available through ADB Office of External Relations; Free of charge)

EDRC REPORT SERIES (ER)

- No. 1 ASEAN and the Asian Development Bank
—*Seiji Naya, April 1982*
- No. 2 Development Issues for the Developing East and Southeast Asian Countries and International Cooperation
—*Seiji Naya and Graham Abbott, April 1982*
- No. 3 Aid, Savings, and Growth in the Asian Region
—*J. Malcolm Dowling and Ulrich Hiemenz, April 1982*
- No. 4 Development-oriented Foreign Investment and the Role of ADB
—*Kiyoshi Kojima, April 1982*
- No. 5 The Multilateral Development Banks and the International Economy's Missing Public Sector
—*John Lewis, June 1982*
- No. 6 Notes on External Debt of DMCs
—*Evelyn Go, July 1982*
- No. 7 Grant Element in Bank Loans
—*Dal Hyun Kim, July 1982*
- No. 8 Shadow Exchange Rates and Standard Conversion Factors in Project Evaluation
—*Peter Warr, September 1982*
- No. 9 Small and Medium-Scale Manufacturing Establishments in ASEAN Countries: Perspectives and Policy Issues
—*Mathias Bruch and Ulrich Hiemenz, January 1983*
- No. 10 A Note on the Third Ministerial Meeting of GATT
—*Jungsoo Lee, January 1983*
- No. 11 Macroeconomic Forecasts for the Republic of China, Hong Kong, and Republic of Korea
—*J.M. Dowling, January 1983*
- No. 12 ASEAN: Economic Situation and Prospects
—*Seiji Naya, March 1983*
- No. 13 The Future Prospects for the Developing Countries of Asia
—*Seiji Naya, March 1983*
- No. 14 Energy and Structural Change in the Asia-Pacific Region, Summary of the Thirteenth Pacific Trade and Development Conference
—*Seiji Naya, March 1983*
- No. 15 A Survey of Empirical Studies on Demand for Electricity with Special Emphasis on Price Elasticity of Demand
—*Wisarn Puppavesa, June 1983*
- No. 16 Determinants of Paddy Production in Indonesia: 1972-1981—A Simultaneous Equation Model Approach
—*T.K. Jayaraman, June 1983*
- No. 17 The Philippine Economy: Economic Forecasts for 1983 and 1984
—*J.M. Dowling, E. Go, and C.N. Castillo, June 1983*
- No. 18 Economic Forecast for Indonesia
—*J.M. Dowling, H.Y. Kim, Y.K. Wang, and C.N. Castillo, June 1983*
- No. 19 Relative External Debt Situation of Asian Developing Countries: An Application of Ranking Method
—*Jungsoo Lee, June 1983*
- No. 20 New Evidence on Yields, Fertilizer Application, and Prices in Asian Rice Production
—*William James and Teresita Ramirez, July 1983*
- No. 21 Inflationary Effects of Exchange Rate Changes in Nine Asian LDCs
—*Pradumna B. Rana and J. Malcolm Dowling, Jr., December 1983*
- No. 22 Effects of External Shocks on the Balance of Payments, Policy Responses, and Debt Problems of Asian Developing Countries
—*Seiji Naya, December 1983*
- No. 23 Changing Trade Patterns and Policy Issues: The Prospects for East and Southeast Asian Developing Countries
—*Seiji Naya and Ulrich Hiemenz, February 1984*
- No. 24 Small-Scale Industries in Asian Economic Development: Problems and Prospects
—*Seiji Naya, February 1984*
- No. 25 A Study on the External Debt Indicators Applying Logit Analysis
—*Jungsoo Lee and Clarita Barretto, February 1984*
- No. 26 Alternatives to Institutional Credit Programs in the Agricultural Sector of Low-Income Countries
—*Jennifer Sour, March 1984*
- No. 27 Economic Scene in Asia and Its Special Features
—*Kedar N. Kohli, November 1984*
- No. 28 The Effect of Terms of Trade Changes on the Balance of Payments and Real National Income of Asian Developing Countries
—*Jungsoo Lee and Lutgarda Labios, January 1985*
- No. 29 Cause and Effect in the World Sugar Market: Some Empirical Findings 1951-1982
—*Yoshihiro Iwasaki, February 1985*
- No. 30 Sources of Balance of Payments Problem in the 1970s: The Asian Experience
—*Pradumna Rana, February 1985*
- No. 31 India's Manufactured Exports: An Analysis of Supply Sectors
—*Ifzal Ali, February 1985*
- No. 32 Meeting Basic Human Needs in Asian Developing Countries
—*Jungsoo Lee and Emma Banaria, March 1985*
- No. 33 The Impact of Foreign Capital Inflow on Investment and Economic Growth in Developing Asia
—*Evelyn Go, May 1985*
- No. 34 The Climate for Energy Development in the Pacific and Asian Region: Priorities and Perspectives
—*V.V. Desai, April 1986*
- No. 35 Impact of Appreciation of the Yen on Developing Member Countries of the Bank
—*Jungsoo Lee, Pradumna Rana, and Ifzal Ali, May 1986*
- No. 36 Smuggling and Domestic Economic Policies in Developing Countries
—*A.H.M.N. Chowdhury, October 1986*
- No. 37 Public Investment Criteria: Economic Internal Rate of Return and Equalizing Discount Rate
—*Ifzal Ali, November 1986*
- No. 38 Review of the Theory of Neoclassical Political Economy: An Application to Trade Policies
—*M.G. Quibria, December 1986*
- No. 39 Factors Influencing the Choice of Location: Local and Foreign Firms in the Philippines
—*E.M. Pernia and A.N. Herrin, February 1987*
- No. 40 A Demographic Perspective on Developing Asia and Its Relevance to the Bank
—*E.M. Pernia, May 1987*
- No. 41 Emerging Issues in Asia and Social Cost Benefit Analysis
—*I. Ali, September 1988*
- No. 42 Shifting Revealed Comparative Advantage:

- Experiences of Asian and Pacific Developing Countries
—*P.B. Rana, November 1988*
- No. 43 Agricultural Price Policy in Asia: Issues and Areas of Reforms
—*I. Ali, November 1988*
- No. 44 Service Trade and Asian Developing Economies
—*M.G. Quibria, October 1989*
- No. 45 A Review of the Economic Analysis of Power Projects in Asia and Identification of Areas of Improvement
—*I. Ali, November 1989*
- No. 46 Growth Perspective and Challenges for Asia: Areas for Policy Review and Research
—*I. Ali, November 1989*
- No. 47 An Approach to Estimating the Poverty Alleviation Impact of an Agricultural Project
—*I. Ali, January 1990*
- No. 48 Economic Growth Performance of Indonesia, the Philippines, and Thailand: The Human Resource Dimension
—*E.M. Pernia, January 1990*
- No. 49 Foreign Exchange and Fiscal Impact of a Project: A Methodological Framework for Estimation
—*I. Ali, February 1990*
- No. 50 Public Investment Criteria: Financial and Economic Internal Rates of Return
—*I. Ali, April 1990*
- No. 51 Evaluation of Water Supply Projects: An Economic Framework
—*Arlene M. Tadle, June 1990*
- No. 52 Interrelationship Between Shadow Prices, Project Investment, and Policy Reforms: An Analytical Framework
—*I. Ali, November 1990*
- No. 53 Issues in Assessing the Impact of Project and Sector Adjustment Lending
—*I. Ali, December 1990*
- No. 54 Some Aspects of Urbanization and the Environment in Southeast Asia
—*Ernesto M. Pernia, January 1991*
- No. 55 Financial Sector and Economic Development: A Survey
—*Jungsoo Lee, September 1991*
- No. 56 A Framework for Justifying Bank-Assisted Education Projects in Asia: A Review of the Socioeconomic Analysis and Identification of Areas of Improvement
—*Etienne Van De Walle, February 1992*
- No. 57 Medium-term Growth-Stabilization Relationship in Asian Developing Countries and Some Policy Considerations
—*Yun-Hwan Kim, February 1993*
- No. 58 Urbanization, Population Distribution, and Economic Development in Asia
—*Ernesto M. Pernia, February 1993*
- No. 59 The Need for Fiscal Consolidation in Nepal: The Results of a Simulation
—*Filippo di Mauro and Ronald Antonio Butiong, July 1993*
- No. 60 A Computable General Equilibrium Model of Nepal
—*Timothy Buehrer and Filippo di Mauro, October 1993*
- No. 61 The Role of Government in Export Expansion in the Republic of Korea: A Revisit
—*Yun-Hwan Kim, February 1994*
- No. 62 Rural Reforms, Structural Change, and Agricultural Growth in the People's Republic of China
—*Bo Lin, August 1994*
- No. 63 Incentives and Regulation for Pollution Abatement with an Application to Waste Water Treatment
—*Sudipto Mundle, U. Shankar, and Shekhar Mehta, October 1995*
- No. 64 Saving Transitions in Southeast Asia
—*Frank Harrigan, February 1996*
- No. 65 Total Factor Productivity Growth in East Asia: A Critical Survey
—*Jesus Felipe, September 1997*
- No. 66 Foreign Direct Investment in Pakistan: Policy Issues and Operational Implications
—*Ashfaq H. Khan and Yun-Hwan Kim, July 1999*
- No. 67 Fiscal Policy, Income Distribution and Growth
—*Sailesh K. Jha, November 1999*

ECONOMIC STAFF PAPERS (ES)

- No. 1 International Reserves: Factors Determining Needs and Adequacy
—*Evelyn Go, May 1981*
- No. 2 Domestic Savings in Selected Developing Asian Countries
—*Basil Moore, assisted by A.H.M. Nuruddin Chowdhury, September 1981*
- No. 3 Changes in Consumption, Imports and Exports of Oil Since 1973: A Preliminary Survey of the Developing Member Countries of the Asian Development Bank
—*Dal Hyun Kim and Graham Abbott, September 1981*
- No. 4 By-Passed Areas, Regional Inequalities, and Development Policies in Selected Southeast Asian Countries
—*William James, October 1981*
- No. 5 Asian Agriculture and Economic Development
—*William James, March 1982*
- No. 6 Inflation in Developing Member Countries: An Analysis of Recent Trends
—*A.H.M. Nuruddin Chowdhury and J. Malcolm Dowling, March 1982*
- No. 7 Industrial Growth and Employment in Developing Asian Countries: Issues and Perspectives for the Coming Decade
—*Ulrich Hiemenz, March 1982*
- No. 8 Petrodollar Recycling 1973-1980. Part I: Regional Adjustments and the World Economy
—*Burnham Campbell, April 1982*
- No. 9 Developing Asia: The Importance of Domestic Policies
—*Economics Office Staff under the direction of Seiji Naya, May 1982*
- No. 10 Financial Development and Household Savings: Issues in Domestic Resource Mobilization in Asian Developing Countries
—*Wan-Soon Kim, July 1982*
- No. 11 Industrial Development: Role of Specialized Financial Institutions
—*Kedar N. Kohli, August 1982*
- No. 12 Petrodollar Recycling 1973-1980. Part II: Debt Problems and an Evaluation of Suggested Remedies
—*Burnham Campbell, September 1982*
- No. 13 Credit Rationing, Rural Savings, and Financial Policy in Developing Countries
—*William James, September 1982*
- No. 14 Small and Medium-Scale Manufacturing

- Establishments in ASEAN Countries: Perspectives and Policy Issues
—*Mathias Bruch and Ulrich Hiemenz, March 1983*
- No. 15 Income Distribution and Economic Growth in Developing Asian Countries
—*J. Malcolm Dowling and David Soo, March 1983*
- No. 16 Long-Run Debt-Servicing Capacity of Asian Developing Countries: An Application of Critical Interest Rate Approach
—*Jungsoo Lee, June 1983*
- No. 17 External Shocks, Energy Policy, and Macroeconomic Performance of Asian Developing Countries: A Policy Analysis
—*William James, July 1983*
- No. 18 The Impact of the Current Exchange Rate System on Trade and Inflation of Selected Developing Member Countries
—*Pradumna Rana, September 1983*
- No. 19 Asian Agriculture in Transition: Key Policy Issues
—*William James, September 1983*
- No. 20 The Transition to an Industrial Economy in Monsoon Asia
—*Harry T. Oshima, October 1983*
- No. 21 The Significance of Off-Farm Employment and Incomes in Post-War East Asian Growth
—*Harry T. Oshima, January 1984*
- No. 22 Income Distribution and Poverty in Selected Asian Countries
—*John Malcolm Dowling, Jr., November 1984*
- No. 23 ASEAN Economies and ASEAN Economic Cooperation
—*Narongchai Akrasanee, November 1984*
- No. 24 Economic Analysis of Power Projects
—*Nitin Desai, January 1985*
- No. 25 Exports and Economic Growth in the Asian Region
—*Pradumna Rana, February 1985*
- No. 26 Patterns of External Financing of DMCs
—*E. Go, May 1985*
- No. 27 Industrial Technology Development the Republic of Korea
—*S.Y. Lo, July 1985*
- No. 28 Risk Analysis and Project Selection: A Review of Practical Issues
—*J.K. Johnson, August 1985*
- No. 29 Rice in Indonesia: Price Policy and Comparative Advantage
—*I. Ali, January 1986*
- No. 30 Effects of Foreign Capital Inflows on Developing Countries of Asia
—*Jungsoo Lee, Pradumna B. Rana, and Yoshihiro Iwasaki, April 1986*
- No. 31 Economic Analysis of the Environmental Impacts of Development Projects
—*John A. Dixon et al., EAPI, East-West Center, August 1986*
- No. 32 Science and Technology for Development: Role of the Bank
—*Kedar N. Kohli and Ifzal Ali, November 1986*
- No. 33 Satellite Remote Sensing in the Asian and Pacific Region
—*Mohan Sundara Rajan, December 1986*
- No. 34 Changes in the Export Patterns of Asian and Pacific Developing Countries: An Empirical Overview
—*Pradumna B. Rana, January 1987*
- No. 35 Agricultural Price Policy in Nepal
—*Gerald C. Nelson, March 1987*
- No. 36 Implications of Falling Primary Commodity Prices for Agricultural Strategy in the Philippines
—*Ifzal Ali, September 1987*
- No. 37 Determining Irrigation Charges: A Framework
—*Prabhakar B. Ghate, October 1987*
- No. 38 The Role of Fertilizer Subsidies in Agricultural Production: A Review of Select Issues
—*M.G. Quibria, October 1987*
- No. 39 Domestic Adjustment to External Shocks in Developing Asia
—*Jungsoo Lee, October 1987*
- No. 40 Improving Domestic Resource Mobilization through Financial Development: Indonesia
—*Philip Erquiaga, November 1987*
- No. 41 Recent Trends and Issues on Foreign Direct Investment in Asian and Pacific Developing Countries
—*P.B. Rana, March 1988*
- No. 42 Manufactured Exports from the Philippines: A Sector Profile and an Agenda for Reform
—*I. Ali, September 1988*
- No. 43 A Framework for Evaluating the Economic Benefits of Power Projects
—*I. Ali, August 1989*
- No. 44 Promotion of Manufactured Exports in Pakistan
—*Jungsoo Lee and Yoshihiro Iwasaki, September 1989*
- No. 45 Education and Labor Markets in Indonesia: A Sector Survey
—*Ernesto M. Pernia and David N. Wilson, September 1989*
- No. 46 Industrial Technology Capabilities and Policies in Selected ADCs
—*Hiroshi Kakazu, June 1990*
- No. 47 Designing Strategies and Policies for Managing Structural Change in Asia
—*Ifzal Ali, June 1990*
- No. 48 The Completion of the Single European Community Market in 1992: A Tentative Assessment of its Impact on Asian Developing Countries
—*J.P. Verbiest and Min Tang, June 1991*
- No. 49 Economic Analysis of Investment in Power Systems
—*Ifzal Ali, June 1991*
- No. 50 External Finance and the Role of Multilateral Financial Institutions in South Asia: Changing Patterns, Prospects, and Challenges
—*Jungsoo Lee, November 1991*
- No. 51 The Gender and Poverty Nexus: Issues and Policies
—*M.G. Quibria, November 1993*
- No. 52 The Role of the State in Economic Development: Theory, the East Asian Experience, and the Malaysian Case
—*Jason Brown, December 1993*
- No. 53 The Economic Benefits of Potable Water Supply Projects to Households in Developing Countries
—*Dale Whittington and Venkateswarlu Swarna, January 1994*
- No. 54 Growth Triangles: Conceptual Issues and Operational Problems
—*Min Tang and Myo Thant, February 1994*
- No. 55 The Emerging Global Trading Environment and Developing Asia
—*Arvind Panagariya, M.G. Quibria, and Narhari Rao, July 1996*
- No. 56 Aspects of Urban Water and Sanitation in the Context of Rapid Urbanization in Developing Asia
—*Ernesto M. Pernia and Stella LF. Alabastro, September 1997*
- No. 57 Challenges for Asia's Trade and Environment
—*Douglas H. Brooks, January 1998*
- No. 58 Economic Analysis of Health Sector Projects—A Review of Issues, Methods, and Approaches
—*Ramesh Adhikari, Paul Gertler, and Anneli Lagman, March 1999*
- No. 59 The Asian Crisis: An Alternate View
—*Rajiv Kumar and Bibek Debroy, July 1999*
- No. 60 Social Consequences of the Financial Crisis in Asia
—*James C. Knowles, Ernesto M. Pernia, and Mary Racelis, November 1999*

OCCASIONAL PAPERS (OP)

- | | |
|---|---|
| <p>No. 1 Poverty in the People's Republic of China: Recent Developments and Scope for Bank Assistance
—<i>K.H. Moinuddin, November 1992</i></p> <p>No. 2 The Eastern Islands of Indonesia: An Overview of Development Needs and Potential
—<i>Brien K. Parkinson, January 1993</i></p> <p>No. 3 Rural Institutional Finance in Bangladesh and Nepal: Review and Agenda for Reforms
—<i>A.H.M.N. Chowdhury and Marcelia C. Garcia, November 1993</i></p> <p>No. 4 Fiscal Deficits and Current Account Imbalances of the South Pacific Countries: A Case Study of Vanuatu
—<i>T.K. Jayaraman, December 1993</i></p> <p>No. 5 Reforms in the Transitional Economies of Asia
—<i>Pradumna B. Rana, December 1993</i></p> <p>No. 6 Environmental Challenges in the People's Republic of China and Scope for Bank Assistance
—<i>Elisabetta Capannelli and Omkar L. Shrestha, December 1993</i></p> <p>No. 7 Sustainable Development Environment and Poverty Nexus
—<i>K.F. Jalal, December 1993</i></p> <p>No. 8 Intermediate Services and Economic Development: The Malaysian Example
—<i>Sutanu Behuria and Rahul Khullar, May 1994</i></p> <p>No. 9 Interest Rate Deregulation: A Brief Survey of the Policy Issues and the Asian Experience
—<i>Carlos J. Glower, July 1994</i></p> <p>No. 10 Some Aspects of Land Administration in Indonesia: Implications for Bank Operations
—<i>Sutanu Behuria, July 1994</i></p> <p>No. 11 Demographic and Socioeconomic Determinants of Contraceptive Use among Urban Women in the Melanesian Countries in the South Pacific: A Case Study of Port Vila Town in Vanuatu
—<i>T.K. Jayaraman, February 1995</i></p> | <p>No. 12 Managing Development through Institution Building
— <i>Hilton L. Root, October 1995</i></p> <p>No. 13 Growth, Structural Change, and Optimal Poverty Interventions
—<i>Shiladitya Chatterjee, November 1995</i></p> <p>No. 14 Private Investment and Macroeconomic Environment in the South Pacific Island Countries: A Cross-Country Analysis
—<i>T.K. Jayaraman, October 1996</i></p> <p>No. 15 The Rural-Urban Transition in Viet Nam: Some Selected Issues
—<i>Sudipto Mundle and Brian Van Arkadie, October 1997</i></p> <p>No. 16 A New Approach to Setting the Future Transport Agenda
—<i>Roger Allport, Geoff Key, and Charles Melhuish, June 1998</i></p> <p>No. 17 Adjustment and Distribution: The Indian Experience
—<i>Sudipto Mundle and V.B. Tulasidhar, June 1998</i></p> <p>No. 18 Tax Reforms in Viet Nam: A Selective Analysis
—<i>Sudipto Mundle, December 1998</i></p> <p>No. 19 Surges and Volatility of Private Capital Flows to Asian Developing Countries: Implications for Multilateral Development Banks
—<i>Pradumna B. Rana, December 1998</i></p> <p>No. 20 The Millennium Round and the Asian Economies: An Introduction
—<i>Dilip K. Das, October 1999</i></p> <p>No. 21 Occupational Segregation and the Gender Earnings Gap
—<i>Joseph E. Zveglic, Jr. and Yana van der Meulen Rodgers, December 1999</i></p> <p>No. 22 Information Technology: Next Locomotive of Growth?
—<i>Dilip K. Das, June 2000</i></p> |
|---|---|

STATISTICAL REPORT SERIES (SR)

- | | |
|--|---|
| <p>No. 1 Estimates of the Total External Debt of the Developing Member Countries of ADB: 1981-1983
—<i>I.P. David, September 1984</i></p> <p>No. 2 Multivariate Statistical and Graphical Classification Techniques Applied to the Problem of Grouping Countries
—<i>I.P. David and D.S. Maligalig, March 1985</i></p> <p>No. 3 Gross National Product (GNP) Measurement Issues in South Pacific Developing Member Countries of ADB
—<i>S.G. Tiwari, September 1985</i></p> <p>No. 4 Estimates of Comparable Savings in Selected DMCs
—<i>Hananto Sigit, December 1985</i></p> <p>No. 5 Keeping Sample Survey Design and Analysis Simple
—<i>I.P. David, December 1985</i></p> <p>No. 6 External Debt Situation in Asian Developing Countries
—<i>I.P. David and Jungsoo Lee, March 1986</i></p> <p>No. 7 Study of GNP Measurement Issues in the South Pacific Developing Member Countries. Part I: Existing National Accounts of SPDMCs—Analysis of Methodology and Application of SNA Concepts
—<i>P. Hodgkinson, October 1986</i></p> <p>No. 8 Study of GNP Measurement Issues in the South Pacific Developing Member Countries. Part II: Factors Affecting Intercountry Comparability of Per Capita GNP
—<i>P. Hodgkinson, October 1986</i></p> <p>No. 9 Survey of the External Debt Situation</p> | <p>in Asian Developing Countries, 1985
—<i>Jungsoo Lee and I.P. David, April 1987</i></p> <p>No. 10 A Survey of the External Debt Situation in Asian Developing Countries, 1986
—<i>Jungsoo Lee and I.P. David, April 1988</i></p> <p>No. 11 Changing Pattern of Financial Flows to Asian and Pacific Developing Countries
—<i>Jungsoo Lee and I.P. David, March 1989</i></p> <p>No. 12 The State of Agricultural Statistics in Southeast Asia
—<i>I.P. David, March 1989</i></p> <p>No. 13 A Survey of the External Debt Situation in Asian and Pacific Developing Countries: 1987-1988
—<i>Jungsoo Lee and I.P. David, July 1989</i></p> <p>No. 14 A Survey of the External Debt Situation in Asian and Pacific Developing Countries: 1988-1989
—<i>Jungsoo Lee, May 1990</i></p> <p>No. 15 A Survey of the External Debt Situation in Asian and Pacific Developing Countries: 1989-1992
—<i>Min Tang, June 1991</i></p> <p>No. 16 Recent Trends and Prospects of External Debt Situation and Financial Flows to Asian and Pacific Developing Countries
—<i>Min Tang and Aludia Pardo, June 1992</i></p> <p>No. 17 Purchasing Power Parity in Asian Developing Countries: A Co-Integration Test
—<i>Min Tang and Ronald Q. Butiong, April 1994</i></p> <p>No. 18 Capital Flows to Asian and Pacific Developing Countries: Recent Trends and Future Prospects
—<i>Min Tang and James Villafuerte, October 1995</i></p> |
|--|---|

SPECIAL STUDIES, OUP (SS,Comm)

(Co-published titles; Available commercially through Oxford University Press Offices, Edward Elgar Publishing, and Palgrave MacMillan)

FROM OXFORD UNIVERSITY PRESS:

Oxford University Press (China) Ltd
18th Floor, Warwick House East
Taikoo Place, 979 King's Road
Quarry Bay, Hong Kong
Tel (852) 2516 3222
Fax (852) 2565 8491
E-mail: webmaster@oupchina.com.hk
Web: www.oupchina.com.hk

1. Informal Finance: Some Findings from Asia
Prabhu Ghatte et. al., 1992
\$15.00 (paperback)
2. Mongolia: A Centrally Planned Economy in Transition
Asian Development Bank, 1992
\$15.00 (paperback)
3. Rural Poverty in Asia, Priority Issues and Policy Options
Edited by M.G. Quibria, 1994
\$25.00 (paperback)
4. Growth Triangles in Asia: A New Approach to Regional Economic Cooperation
Edited by Myo Thant, Min Tang, and Hiroshi Kakazu
1st ed., 1994 \$36.00 (hardbound)
Revised ed., 1998 \$55.00 (hardbound)
5. Urban Poverty in Asia: A Survey of Critical Issues
Edited by Ernesto Pernia, 1994
\$18.00 (paperback)
6. Critical Issues in Asian Development: Theories, Experiences, and Policies
Edited by M.G. Quibria, 1995
\$15.00 (paperback)
\$36.00 (hardbound)
7. Financial Sector Development in Asia
Edited by Shahid N. Zahid, 1995
\$50.00 (hardbound)
8. Financial Sector Development in Asia: Country Studies
Edited by Shahid N. Zahid, 1995
\$55.00 (hardbound)
9. Fiscal Management and Economic Reform in the People's Republic of China
Christine P.W. Wong, Christopher Heady, and Wing T. Woo, 1995
\$15.00 (paperback)
10. From Centrally Planned to Market Economies: The Asian Approach
Edited by Pradumna B. Rana and Naved Hamid, 1995
Vol. 1: Overview
\$36.00 (hardbound)
Vol. 2: People's Republic of China and Mongolia
\$50.00 (hardbound)
Vol. 3: Lao PDR, Myanmar, and Viet Nam
\$50.00 (hardbound)
11. Current Issues in Economic Development: An Asian Perspective
Edited by M.G. Quibria and J. Malcolm Dowling, 1996
\$50.00 (hardbound)
12. The Bangladesh Economy in Transition
Edited by M.G. Quibria, 1997
\$20.00 (hardbound)
13. The Global Trading System and Developing Asia
Edited by Arvind Panagariya, M.G. Quibria, and Narhari Rao, 1997
\$55.00 (hardbound)
14. Social Sector Issues in Transitional Economies of Asia
Edited by Douglas H. Brooks and Myo Thant, 1998
\$25.00 (paperback)
\$55.00 (hardbound)

15. Intergovernmental Fiscal Transfers in Asia: Current Practice and Challenges for the Future
Edited by Yun-Hwan Kim and Paul Smoke, 2003
\$15.00 (paperback)
16. Local Government Finance and Bond Markets
Edited by Yun-Hwan Kim, 2003
\$15.00 (paperback)

FROM EDWARD ELGAR:

Marston Book Services Limited
PO Box 269, Abingdon
Oxon OX14 4YN
United Kingdom
Tel +44 1235 465500
Fax +44 1235 465555
Email: direct.order@marston.co.uk
Web: www.marston.co.uk

1. Reducing Poverty in Asia: Emerging Issues in Growth, Targeting, and Measurement
Edited by Christopher M. Edmonds, 2003

FROM PALGRAVE MACMILLAN:

Palgrave Macmillan Ltd
Houndmills
Basingstoke
Hampshire RG21 6XS
United Kingdom
Tel: +44 (0)1256 329242
Fax: +44 (0)1256 479476
Email: orders@palgrave.com
Web: www.palgrave.com/home/

1. Managing FDI in a Globalizing Economy
Asian Experiences
Edited by Douglas H. Brooks and Hal Hill
2004
2. Poverty, Growth, and Institutions in Developing Asia
Edited by Ernesto M. Pernia and Anil B. Deolalikar,
2003

SPECIAL STUDIES, ADB (SS, ADB)

(Published in-house; Available commercially through ADB Office of External Relations)

1. Rural Poverty in Developing Asia
Edited by M.G. Quibria
Vol. 1: Bangladesh, India, and Sri Lanka, 1994
\$35.00 (paperback)
Vol. 2: Indonesia, Republic of Korea, Philippines,
and Thailand, 1996
\$35.00 (paperback)
2. Gender Indicators of Developing Asian
and Pacific Countries
Asian Development Bank, 1993
\$25.00 (paperback)
3. External Shocks and Policy Adjustments:
Lessons from the Gulf Crisis
Edited by Naved Hamid and Shahid N. Zahid, 1995
\$15.00 (paperback)
4. Indonesia-Malaysia-Thailand Growth Triangle:
Theory to Practice
Edited by Myo Thant and Min Tang, 1996
\$15.00 (paperback)
5. Emerging Asia: Changes and Challenges
Asian Development Bank, 1997
\$30.00 (paperback)
6. Asian Exports
Edited by Dilip Das, 1999
\$35.00 (paperback)
\$55.00 (hardbound)
7. Development of Environment Statistics in Developing
Asian and Pacific Countries
Asian Development Bank, 1999
\$30.00 (paperback)
8. Mortgage-Backed Securities Markets in Asia
Edited by S.Ghon Rhee & Yutaka Shimomoto, 1999
\$35.00 (paperback)
9. Rising to the Challenge in Asia: A Study of Financial
Markets
Asian Development Bank
Vol. 1: An Overview, 2000 \$20.00 (paperback)
Vol. 2: Special Issues, 1999 \$15.00 (paperback)
Vol. 3: Sound Practices, 2000 \$25.00 (paperback)
Vol. 4: People's Republic of China, 1999 \$20.00
(paperback)
Vol. 5: India, 1999 \$30.00 (paperback)
Vol. 6: Indonesia, 1999 \$30.00 (paperback)
Vol. 7: Republic of Korea, 1999 \$30.00 (paperback)
Vol. 8: Malaysia, 1999 \$20.00 (paperback)
Vol. 9: Pakistan, 1999 \$30.00 (paperback)
Vol. 10: Philippines, 1999 \$30.00 (paperback)
Vol. 11: Thailand, 1999 \$30.00 (paperback)
Vol. 12: Socialist Republic of Viet Nam, 1999 \$30.00
(paperback)
10. Corporate Governance and Finance in East Asia:
A Study of Indonesia, Republic of Korea, Malaysia,
Philippines and Thailand
*J. Zhuang, David Edwards, D. Webb,
& Ma. Virginita Capulong*
Vol. 1: A Consolidated Report, 2000 \$10.00 (paperback)
Vol. 2: Country Studies, 2001 \$15.00 (paperback)
11. Financial Management and Governance Issues
Asian Development Bank, 2000
Cambodia \$10.00 (paperback)
People's Republic of China \$10.00 (paperback)
Mongolia \$10.00 (paperback)
Pakistan \$10.00 (paperback)
Papua New Guinea \$10.00 (paperback)
Uzbekistan \$10.00 (paperback)
Viet Nam \$10.00 (paperback)
Selected Developing Member Countries \$10.00 (paperback)
12. Government Bond Market Development in Asia
Edited by Yun-Hwan Kim, 2001
\$25.00 (paperback)
13. Intergovernmental Fiscal Transfers in Asia: Current Practice
and Challenges for the Future
Edited by Paul Smoke and Yun-Hwan Kim, 2002
\$15.00 (paperback)
14. Guidelines for the Economic Analysis of Projects
Asian Development Bank, 1997
\$10.00 (paperback)
15. Guidelines for the Economic Analysis of
Telecommunications Projects
Asian Development Bank, 1997
\$10.00 (paperback)
16. Handbook for the Economic Analysis of Water Supply Projects
Asian Development Bank, 1999
\$10.00 (hardbound)
17. Handbook for the Economic Analysis of Health Sector Projects
Asian Development Bank, 2000
\$10.00 (paperback)
18. Handbook for Integrating Poverty Impact Assessment in
the Economic Analysis of Projects
Asian Development Bank, 2001
\$10.00 (paperback)
19. Handbook for Integrating Risk Analysis in the Economic
Analysis of Projects
Asian Development Bank, 2002
\$10.00 (paperback)
20. Guidelines for the Financial Governance and
Management of Investment Projects Financed by the
Asian Development Bank
Asian Development Bank, 2002
\$10.00 (paperback)
21. Handbook on Environment Statistics
Asian Development Bank, 2002
\$10.00 (hardback)
22. Defining an Agenda for Poverty Reduction, Volume 1
Edited by Christopher Edmonds and Sara Medina, 2002
\$15.00 (paperback)
23. Defining an Agenda for Poverty Reduction, Volume 2
Edited by Isabel Ortiz, 2002
\$15.00 (paperback)
24. Economic Analysis of Policy-based Operations: Key
Dimensions
Asian Development Bank, 2003
\$10.00 (paperback)

SPECIAL STUDIES, COMPLIMENTARY (SSC)

(Published in-house; Available through ADB Office of External Relations; Free of Charge)

1. Improving Domestic Resource Mobilization Through Financial Development: Overview *September 1985*
2. Improving Domestic Resource Mobilization Through Financial Development: Bangladesh *July 1986*
3. Improving Domestic Resource Mobilization Through Financial Development: Sri Lanka *April 1987*
4. Improving Domestic Resource Mobilization Through Financial Development: India *December 1987*
5. Financing Public Sector Development Expenditure in Selected Countries: Overview *January 1988*
6. Study of Selected Industries: A Brief Report *April 1988*
7. Financing Public Sector Development Expenditure in Selected Countries: Bangladesh *June 1988*
8. Financing Public Sector Development Expenditure in Selected Countries: India *June 1988*
9. Financing Public Sector Development Expenditure in Selected Countries: Indonesia *June 1988*
10. Financing Public Sector Development Expenditure in Selected Countries: Nepal *June 1988*
11. Financing Public Sector Development Expenditure in Selected Countries: Pakistan *June 1988*
12. Financing Public Sector Development Expenditure in Selected Countries: Philippines *June 1988*
13. Financing Public Sector Development Expenditure in Selected Countries: Thailand *June 1988*
14. Towards Regional Cooperation in South Asia: ADB/EWC Symposium on Regional Cooperation in South Asia *February 1988*
15. Evaluating Rice Market Intervention Policies: Some Asian Examples *April 1988*
16. Improving Domestic Resource Mobilization Through Financial Development: Nepal *November 1988*
17. Foreign Trade Barriers and Export Growth *September 1988*
18. The Role of Small and Medium-Scale Industries in the Industrial Development of the Philippines *April 1989*
19. The Role of Small and Medium-Scale Manufacturing Industries in Industrial Development: The Experience of Selected Asian Countries *January 1990*
20. National Accounts of Vanuatu, 1983-1987 *January 1990*
21. National Accounts of Western Samoa, 1984-1986 *February 1990*
22. Human Resource Policy and Economic Development: Selected Country Studies *July 1990*
23. Export Finance: Some Asian Examples *September 1990*
24. National Accounts of the Cook Islands, 1982-1986 *September 1990*
25. Framework for the Economic and Financial Appraisal of Urban Development Sector Projects *January 1994*
26. Framework and Criteria for the Appraisal and Socioeconomic Justification of Education Projects *January 1994*
27. Guidelines for the Economic Analysis of Telecommunications Projects *Asian Development Bank, 1997*
28. Guidelines for the Economic Analysis of Water Supply Projects *Asian Development Bank, 1998*
29. Investing in Asia *Co-published with OECD, 1997*
30. The Future of Asia in the World Economy *Co-published with OECD, 1998*
31. Financial Liberalisation in Asia: Analysis and Prospects *Co-published with OECD, 1999*
32. Sustainable Recovery in Asia: Mobilizing Resources for Development *Co-published with OECD, 2000*
33. Technology and Poverty Reduction in Asia and the Pacific *Co-published with OECD, 2001*
34. Asia and Europe *Co-published with OECD, 2002*