

Benchekroun, Hassan; Gaudet, Gérard

Working Paper

On the Effects of Mergers on Equilibrium Outcomes in a Common Property Renewable Asset Oligopoly

CESifo Working Paper, No. 5074

Provided in Cooperation with:

Ifo Institute – Leibniz Institute for Economic Research at the University of Munich

Suggested Citation: Benchekroun, Hassan; Gaudet, Gérard (2014) : On the Effects of Mergers on Equilibrium Outcomes in a Common Property Renewable Asset Oligopoly, CESifo Working Paper, No. 5074, Center for Economic Studies and ifo Institute (CESifo), Munich

This Version is available at:

<https://hdl.handle.net/10419/105121>

Standard-Nutzungsbedingungen:

Die Dokumente auf EconStor dürfen zu eigenen wissenschaftlichen Zwecken und zum Privatgebrauch gespeichert und kopiert werden.

Sie dürfen die Dokumente nicht für öffentliche oder kommerzielle Zwecke vervielfältigen, öffentlich ausstellen, öffentlich zugänglich machen, vertreiben oder anderweitig nutzen.

Sofern die Verfasser die Dokumente unter Open-Content-Lizenzen (insbesondere CC-Lizenzen) zur Verfügung gestellt haben sollten, gelten abweichend von diesen Nutzungsbedingungen die in der dort genannten Lizenz gewährten Nutzungsrechte.

Terms of use:

Documents in EconStor may be saved and copied for your personal and scholarly purposes.

You are not to copy documents for public or commercial purposes, to exhibit the documents publicly, to make them publicly available on the internet, or to distribute or otherwise use the documents in public.

If the documents have been made available under an Open Content Licence (especially Creative Commons Licences), you may exercise further usage rights as specified in the indicated licence.



Working Papers

www.cesifo.org/wp

On the Effects of Mergers on Equilibrium Outcomes in a Common Property Renewable Asset Oligopoly

Hassan Benchenkroun
G rard Gaudet

CESIFO WORKING PAPER NO. 5074
CATEGORY 9: RESOURCE AND ENVIRONMENT ECONOMICS
NOVEMBER 2014

An electronic version of the paper may be downloaded

- *from the SSRN website:* www.SSRN.com
- *from the RePEc website:* www.RePEc.org
- *from the CESifo website:* www.CESifo-group.org/wp

On the Effects of Mergers on Equilibrium Outcomes in a Common Property Renewable Asset Oligopoly

Abstract

This paper examines a dynamic game of exploitation of a common pool of some renewable asset by agents that sell the result of their exploitation on an oligopolistic market. A Markov Perfect Nash Equilibrium of the game is used to analyze the effects of a merger of a subset of the agents. We study the impact of the merger on the equilibrium production strategies, on the steady states, and on the profitability of the merger for its members. We show that there exists an interval of the asset's stock such that any merger is profitable if the stock at the time the merger is formed falls within that interval. That includes mergers that are known to be unprofitable in the corresponding static equilibrium framework.

JEL-Code: C730, D430, L130, Q200.

Keywords: mergers, dynamic games, oligopoly, common property, renewable resources.

*Hassan Benchenkroun**
Department of Economics & CIREQ
McGill University
855 Sherbrooke Street West
Canada – Montréal, QC H3A-2T7
hassan.benchekroun@mcgill.ca

Gérard Gaudet
Department of Economic Sciences
& CIREQ / University of Montréal
Montréal / Québec / Canada
gerard.gaudet@umontreal.ca

*corresponding author

October 2014

We thank two anonymous referees for their constructive comments. We would also like to thank for their comments seminar participants at Deakin University, LAMETA Université de Montpellier, Paris School of Economics, Tilburg University, University of Barcelona, University of Geneva, University of Groningen, University of Queensland, University of Valencia and VU University Amsterdam. This research has benefited from the financial support of the Fonds québécois de la recherche sur la société et la culture (FQRSC) and the Social Sciences and Humanities Research Council of Canada (SSHRC).

1 Introduction

It is well known since Salant, Switzer and Reynolds (1983) that a merger of a subset of the players acting to maximize the joint profits of the subset in a static quantity-setting oligopoly is not necessarily profitable. In fact they show that in the case of linear demand and constant marginal cost no less than 80% of the players must be part of the merger if it is to be profitable. In particular, a merger of two players is never profitable unless it results in a monopoly. Subsequent generalizations have confirmed that the merger must always involve a significant share of the market in order to be profitable for its members.¹ The reason is that, in a situation of strategic substitutes, the firms outside the merger react to the joint reduction of output by the members of the merger by increasing their own output. The resulting aggregate effect on industry output will be positive, and hence the effect on price negative, unless the proportion of insiders is large enough for their reduction of output to compensate the increase of output by the outsiders.

The purpose of this paper is to reexamine the effect on the equilibrium strategies and on profit of a similar merger in the context of a dynamic common property resource oligopoly. In the pre-merger equilibrium a fixed number of firms are assumed to exploit a renewable resource stock under common property and sell their product on an oligopolistic output market. In such a dynamic context each firm benefits from two sources of rent: the rent due to its oligopolistic market power on the output market, as in the purely static framework of Salant et al. (1983), and the rent due to its access to the common resource stock. That stock

¹Such a generalization is provided, among others, by Gaudet and Salant (1991), who analyze in a very general framework the profitability of an exogenous reduction of production by a subset of the firms in an oligopoly, mergers being a particular case of this. Following the paper by Salant et al. (1983), a number of authors have used the same basic oligopoly theory framework to extend the analysis of mergers in various ways. To name a few: Perry and Porter (1985) allow for identical increasing marginal cost; Deneckere and Davidson (1985) assume price competition in an industry of firms producing symmetrically differentiated products; Farrell and Shapiro (1990) introduce general cost functions that differ amongst firms and allow for cost synergies; McAfee, Simons and Williams (1992) assume the firms produce a homogenous product to serve spatially-differentiated markets (and hence different “delivered” constant marginal costs) and engage in price discrimination; Kamien and Zhang (1990) develop a two-stage merger game to endogenize the merger decision (see also Gaudet and Salant (1992b) on this); Gaudet and Salant (1992a) consider the case of producers of perfect complements competing in price. Although those papers each propose some form of extension or generalization, the insight of Salant et al. (1983) generally reemerges in some way.

is an asset which, if left unexploited, reproduces itself naturally at a rate which depends on the size of the stock. The marginal value attached to this asset by the firm varies inversely with the level of the stock and is taken into account when deciding on its rate of exploitation. In such a context, the profitability of a merger will depend on the level of the common stock at the time the merger is formed. It turns out that in the presence of the resource dynamics there always exists an initial interval of the stock inside of which any merger is profitable, even a merger of two firms.

The analysis is carried out in continuous time, using a non-cooperative differential game framework (see Dockner, Jorgensen, Long and Sorger (2000)). We focus on closed-loop strategies, whereby the strategy of a firm is a production rule that depends on the current stock of the asset (i.e. markovian strategies).² The equilibrium of the game is very closely related to that proposed in Benckroun (2003, 2008). Contrary to many other analyses of the exploitation of a common pool of a renewable asset, in which each agent's net benefit function depends only on the consumption of its own production, there being no interaction in the output market (see for instance Levhari and Mirman (1980), Plourde and Yeung (1989), Benhabib and Radner (1992), Dutta and Sundaram (1993a,b) and Dockner and Sorger (1996)), in our model, as in Benckroun (2003, 2008), the agents interact in the output market as well as in the exploitation of the common resource pool.³ This is of course essential in order to analyze the effect of a merger in a dynamic context that corresponds to the static-Cournot context of Salant et al. (1983). As in Salant et al. (1983) we do not model nor address the issue of the decision to enter a merger, but simply assume the merger to be exogenously determined. Contrary to the static framework, in a dynamic setting one could raise the issues of the timing of the merger, as well as of the possibility of the merger being disbanded after some time and maybe even reformed later. We will neglect those

²Open-loop strategies, whereby the firms commit at the outset to a production path that depends only on time, are inappropriate for studying a game of exploitation of an asset under common property (see Eswaran and Lewis (1984) or Clemhout and Wan (1991)).

³Some notable exceptions that take into account competition in the output market are Karp (1992a,b), Mason and Polasky (1997) and, more recently, Fujiwara (2011) and Colombo and Labrecciosa (2013). However, they all put the emphasis on very different issues than the one that concerns us here. Colombo and Labrecciosa (2013) also make use of the same specification of the dynamics of the resource as in Benckroun (2003, 2008).

issues here and assume that the merger is formed at the outset and is irreversible, so as to better concentrate on illustrating the contrasts with the static game and the role played by the renewability of the resource.

The rationale behind the result that any merger is profitable within some interval of the stock rests on the fact that, in this dynamic game, an action by one of the players that changes the level of the stock has an effect on the decision of all its rivals. Indeed, since each firm conditions its production decision on the size of the stock, when a firm (or a group of firms) changes its production the other firms' production decisions will now change for two reasons: the resulting change in the market price, as in the static context, and the resulting change in the stock of the resource, which is absent in the static equilibrium. As we will show, because of the presence of this stock effect on the rivals' production there is always an interval of stock such that overall equilibrium production falls following a merger of a subset of the firms. This explains why there is always some interval of the stock within which *any* merger is profitable, even one that is unprofitable in the static-Cournot equilibrium.

We will use the term “merger” throughout, but our analysis will apply just as well to situations of collusive behavior other than actual mergers, where a subset of the players act to maximize their joint profits by forming coalitions, cartels, or production cooperatives. In the latter case, as pointed out by Deacon (2012, page 263–264), “Fisheries cooperatives often perform the same management functions that a firm’s manager performs: they control aspects of members’ actions in order to achieve an outcome that is superior for the group.” They do this by designating a manager to “partially control each harvester’s fishing effort and structuring payoffs to provide an incentive to maximize the group’s profit.” In fact, as Deacon, (p. 266), also notes, citing Adler (2004), “all horizontal agreements among commercial fishermen to restrain catches have been regarded as *per se* illegal” under US antitrust policy, as are in general horizontal mergers in conventional industries. Strict application of such a policy to fisheries of course neglects the dynamics of the common resource stock which our analysis will explicitly take into account.⁴ Deacon documents a number of actual

⁴Deacon (2012) also emphasizes that antitrust policy and resource conservation work at cross purposes, since unrestricted competition for a common pool fish stock can threaten sustainability and thus harm

fisheries cooperatives in both developed and developing countries whose study, we believe, could benefit from some of the insights gained from our analysis of the profitability of the merger for its participants.

In Section 2 we present the model and characterize a pre-merger Markov Perfect Nash Equilibrium (MPNE). The three subsections of Section 3 analyze the effects of a merger on the equilibrium strategies, the steady-states and the profits of its members, in that order. A brief conclusion follows in Section 4.

2 The Model

Let S denote the stock of some renewable asset, the access to which is shared by K firms. The firms exploit the asset to produce an output that they sell in an oligopolistic market. It will be assumed for simplicity that one unit of the asset is transformed into one unit of the output, at zero cost. Denote by $q_i(t)$ firm i 's resulting output at time t . The inverse demand function for this output is given by

$$P(Q) = a - bQ$$

where $Q = \sum_{i=1}^K q_i$.

In the absence of exploitation, the stock of the asset (a fish population, for instance) evolves as a function of the current stock according to the following dynamics:

$$\dot{S} = F(S), \quad S(0) = S_0 \tag{1}$$

consumers. In his very pertinent article, Adler (2004) explores the “tensions between antitrust principles and conservation of the marine commons” (p. 8) and discusses numerous cases where the conflict appears. He concludes that “A conservation cartel may force consumers to pay higher prices for a time, but the failure to conserve marine resources may lead to species extinction and ecosystem disruption. It is time to consider that the costs of antitrust law to conservation are greater than the threat of conservation cartels on the marine commons.” (p. 78).

where, as in Benckroun (2003, 2008),

$$F(S) = \begin{cases} \delta S & \text{for } S \leq S_y \\ \delta S_y \left(\frac{\bar{S} - S}{\bar{S} - S_y} \right) & \text{for } S > S_y. \end{cases} \quad (2)$$

The positive parameter δ is the intrinsic growth rate: when the stock of the asset is very small, there is no habitat constraint and it grows at an exponential rate (see for example Clark (1990)). The maximum sustainable yield of the asset is δS_y ; beyond S_y the asset grows at a decreasing rate. The parameter \bar{S} represents the carrying capacity of the habitat, beyond which the asset's growth rate becomes negative. For simplicity, we normalize \bar{S} to 1 in what follows.

We assume that the intrinsic growth rate satisfies

Assumption 1 $\delta > \delta_0 \equiv \text{Max} \left\{ \frac{r(1+K^2)}{2}, \frac{a(1+K^2)}{S_y b(1+K)^2} \right\},$

where r denotes the positive rate of discount, the same for all firms. This assumption implies that δ/r is strictly bounded from below, which ensures the existence of a strictly interior stable steady-state stock.⁵

We restrict attention to equilibria in stationary Markov strategies. Stationary Markov strategies in this context are decision rules whereby a firm conditions its rate of exploitation of the resource on the current resource stock: $q_i(t) = \phi_i(S(t))$. Firm i , $i = 1, \dots, K$, takes the strategies of its $(K - 1)$ rivals as given in choosing its own decision rule, $q_i = \phi_i(S)$, in order to maximize the present value of its flow of instantaneous profits,

$$J_i = \int_0^\infty e^{-rt} P \left(q_i + \sum_{j \neq i} \phi_j(S) \right) q_i dt, \quad (3)$$

subject to

$$\dot{S} = F(S) - q_i - \sum_{j \neq i} \phi_j(S), \quad S(0) = S_0 \quad (4)$$

⁵The imposition of such a lower bound is common in the literature. See for instance Benckroun (2008), Dockner and Sorger (1996) or Dutta and Sundaram (1993a,b).

and

$$q_i \geq 0, \quad \lim_{t \rightarrow \infty} S(t) \geq 0. \quad (5)$$

The following proposition characterizes a MPNE to this non-cooperative differential game.

Proposition 1 *Let ϕ^* denote the following production strategy:*

$$\phi^*(S, K) = \begin{cases} 0 & \text{for } 0 \leq S \leq S_{1,K} \\ \frac{a - D - ES}{(1 + K)b} & \text{for } S_{1,K} < S \leq S_{2,K} \\ q_K^c & \text{for } S_{2,K} < S \end{cases} \quad (6)$$

where

$$D = (2\delta - r) \frac{a(1 + K^2)}{2K^2\delta}, \quad E = -(2\delta - r) \frac{b(1 + K)^2}{2K^2}, \quad q_K^c = \frac{a}{(1 + K)b}$$

$$S_{1,K} = \frac{a - D}{E} = \frac{a(2\delta - r(1 + K^2))}{\delta b(2\delta - r)(1 + K)^2}, \quad S_{2,K} = -\frac{D}{E} = \frac{a(1 + K^2)}{\delta b(1 + K)^2}$$

The vector of closed-loop strategies (ϕ^*, \dots, ϕ^*) constitutes a symmetric MPNE.

Proof. See Benchenkroun (2008). ■

Note that since $\delta > \frac{a(1+K^2)}{S_y b(1+K)^2}$ by Assumption 1, we have $S_{2,K} < S_y$. It also follows from Assumption 1 that $2\delta - r > 0$ and therefore

$$\frac{dS_{1,K}}{dK} = -\frac{2a(2\delta - r + Kr)}{(2\delta - r)(1 + K)^3} < 0. \quad (7)$$

Furthermore

$$\frac{dS_{2,K}}{dK} = \frac{2a(K - 1)}{\delta b(1 + K)^3} > 0. \quad (8)$$

Hence the interval $[S_{1,K}, S_{2,K}]$ increases with K .

Note also that q_K^c corresponds to the symmetric Cournot equilibrium output of each firm in a *static* oligopoly with a demand function $P = a - bQ$ and zero cost of production.

Therefore, in this equilibrium, if the asset is “abundant” ($S \geq S_{2,K}$) firms simply adopt the production strategy they would in the corresponding static Cournot game.

Let $V(S, K)$ denote the value function of a firm in this symmetric equilibrium of K firms when the stock is S ; it is equal to the sum of its net benefits along the equilibrium path discounted to infinity at the rate r . As is shown in Benckroun (2008, Proposition 1 and Appendix A), it is given by

$$V(S, K) = \begin{cases} W(S_{1,K}, K) \left(\frac{S}{S_{1,K}}\right)^{\frac{r}{\delta}} & \text{if } 0 \leq S < S_{1,K} \\ W(S, K) & \text{if } S_{1,K} \leq S < S_{2,K} \\ \frac{a^2}{rb(1+K)^2} & \text{if } S_{2,K} \leq S \end{cases} \quad (9)$$

where

$$W(S, K) = \frac{1}{2}ES^2 + DS + G.$$

The function $V(S, K)$ is everywhere twice continuously differentiable with respect to S .

Note that for $S \geq S_{2,K}$, the value function is simply equal to the profit accruing to the firm in the static Cournot equilibrium, discounted to infinity. This is independent of the stock. For those values of S , the value of the firm is simply the discounted rent accruing to it from its market power, which depends on K but not on S . On the other hand, for $S < S_{2,K}$ the value function accounts for both the market rent and the asset rent. The latter depends on the size of the asset.

The value to a firm of an additional unit of common stock, which corresponds to the marginal asset rent, is

$$\frac{\partial V(S, K)}{\partial S} = \begin{cases} W(S_{1,K}, K) \frac{r}{\delta S_{1,K}} \left(\frac{S}{S_{1,K}}\right)^{\frac{r}{\delta}-1} & \text{if } 0 \leq S < S_{1,K} \\ \frac{\partial W(S, K)}{\partial S} & \text{if } S_{1,K} \leq S < S_{2,K} \\ 0 & \text{if } S_{2,K} \leq S. \end{cases} \quad (10)$$

As can be seen from the above, for $S < S_{2,K}$ the rent associated with an additional unit of

the asset is decreasing with its stock, and it tends to $+\infty$ as the stock approaches zero. This explains why, in this equilibrium, firms prefer to leave the asset grow and refrain from any exploitation when $S < S_{1,K}$. It is only when the value of the marginal unit of the asset has decreased sufficiently as the stock increases that they begin exploitation.

As shown in Benchekroun (2008, Corollary 2, p. 243 and Appendix C), when the static Cournot industry output exceeds the maximum sustainable yield ($\delta S_y < \frac{aK}{b(1+K)}$), there exists a unique positive stationary stock to which the closed-loop subgame perfect equilibrium path of the asset's stock converges. On the other hand, if the maximum sustainable yield exceeds the static Cournot industry output ($\delta S_y > \frac{aK}{b(1+K)}$), there exist three positive stationary stocks, with the smallest and largest ones being stable and the middle one unstable. It follows that if, *ceteris paribus*, the intrinsic growth rate is sufficiently high ($\delta > \frac{aK}{S_y b(1+K)}$) and the stock is initially large enough ($S_0 > S_{2,K}$) and remains so, exploiting the asset at a rate corresponding to the equilibrium (q_K^e, \dots, q_K^e) of a purely static Cournot game is sustainable as a closed-loop Nash equilibrium. The firms can play forever the equilibrium of this static Cournot game.

We now turn to the analysis of the effects of a merger of a subset of the firms, whose objective is the maximization of the joint profits of the members.

3 The equilibrium effects of a merger

Consider a pre-merger situation where N firms (i.e. $K = N$) compete in the exploitation of the resource and in the output market. We then have an N -firms non-cooperative equilibrium of the dynamic game. A subset of $M < N$ firms is assumed to form a merger, with the objective of maximizing the joint profits of the M members of the merger in the ensuing dynamic game. Since the marginal cost of each firm is constant and identical (assumed to be zero for simplicity), the post-merger equilibrium will correspond to a non-cooperative equilibrium of the game played by $N - M + 1$ firms (i.e. $K = N - M + 1$).⁶

⁶Indeed, with constant returns to scale it is a matter of indifference whether the post-merger entity, which now faces $N - M$ identical rivals, has the M firms under its control share its production in the new equilibrium or has all of it produced by a single firm.

To compare the post-merger and pre-merger equilibria therefore amounts simply to comparing the equilibrium described in the previous section for $K = N - M + 1$ with that for $K = N$, as in Salant et al. (1983). In the static framework analyzed by Salant et al. (1983), such a merger is profitable only if M/N is sufficiently large. In fact, Salant et al. (1983) show that with a linear demand and constant marginal cost, as we are assuming, the merger must involve at least 80% of the firms in order to be profitable. We will show in what follows that in the dynamic context considered here even mergers as small as $M = 2$ will be profitable in some instances.

Contrary to the static framework of Salant et al. (1983), in our dynamic framework the timing of the merger can become an issue, and a merger might be profitable for only a finite period of time, after which it would be dissolved. We will assume in what follows that the merger occurs only at time $t = 0$ with stock $S_0 > 0$ and is irreversible. It is sufficient to limit our attention to such a situation since our purpose is to illustrate circumstances under which some mergers can be profitable in the dynamic framework but would not be in the static framework. The focus will therefore be strictly on the role played by the resource dynamics on the effects of the merger.

We now analyze, in order, the effects of the merger on the equilibrium strategies and on the firms' profits.⁷

3.1 The effects on the equilibrium strategies

The following proposition compares the pre-merger and post-merger *individual* equilibrium production strategies of the firms.

Proposition 2 *For any $N > 2$ and any $M < N$ there exists a $\tilde{S} \in (S_{1,N-M+1}, S_{2,N-M+1})$ such that*

$$\phi_{N-M+1}^* - \phi_N^* \begin{cases} < 0 & \text{for } S_{1,N} < S < \tilde{S} \\ > 0 & \text{for } \tilde{S} < S \end{cases} \quad (11)$$

⁷For an analysis of the effect of the merger on the equilibrium steady states, see Benchenkroun and Gaudet (2013)

while

$$\phi_{N-M+1}^* = \phi_N^* = 0 \quad \text{for } S < S_{1,N}. \quad (12)$$

Proof. We know from (7) and (8) that

$$S_{1,N} < S_{1,N-M+1} \quad \text{and} \quad S_{2,N-M+1} < S_{2,N}.$$

The statement (12) follows from the definition of $S_{1,K}$ and the fact that $S_{1,N} < S_{1,N-M+1}$. We also know from Proposition 1 that $\phi_N^* = a/[b(N+1)]$ for $S \geq S_{2,N}$ and $\phi_N^* < a/[b(N+1)]$ for $S < S_{2,N}$. Since $S_{2,N-M+1} < S_{2,N}$, it follows that

$$\phi_{N-M+1}^*(S) = \frac{a}{b(N-M+2)} > \frac{a}{b(N+1)} \geq \phi_N^*(S) \quad \text{for all } S > S_{2,N-M+1}.$$

For $S \in [S_{1,N-M+1}, S_{2,N-M+1}]$ we have that $\phi_{N-M+1}^*(S) - \phi_N^*(S)$ is linear in S , takes a negative value at $S_{1,N-M+1}$ and a positive value at $S_{2,N-M+1}$. It follows that the production strategies $\phi_{N-M+1}^*(S)$ and $\phi_N^*(S)$ must intersect at some $\tilde{S} \in (S_{1,N-M+1}, S_{2,N-M+1})$ and (11) holds. ■

Hence, the effect of the merger on the equilibrium level of production of each individual firm will depend on the stock at the time the merger is formed. As long as the initial stock is such that production was positive to begin with (i.e. $S \geq S_{1,N}$), the production of individual firms will, after the merger, be smaller for low stocks ($S < \tilde{S}$) and larger for high stocks ($S > \tilde{S}$). This is illustrated in Figure 1.

Now let $\Phi^*(S) = \sum \phi_i^*(S)$, the total equilibrium production of the industry. The following proposition compares this *total* equilibrium production before and after the merger.

Proposition 3 *For any $N > 2$ and any $M < N$ there exist a $\hat{S}_1 \in (S_{1,N-M+1}, S_{2,N-M+1})$ and a $\hat{S}_2 \in (S_{2,N-M+1}, S_{2,N})$ such that*

$$\Phi_{N-M+1}^*(S) > \Phi_N^*(S) \quad \text{if and only if } \hat{S}_1 < S < \hat{S}_2$$

Proof. See Appendix A. ■

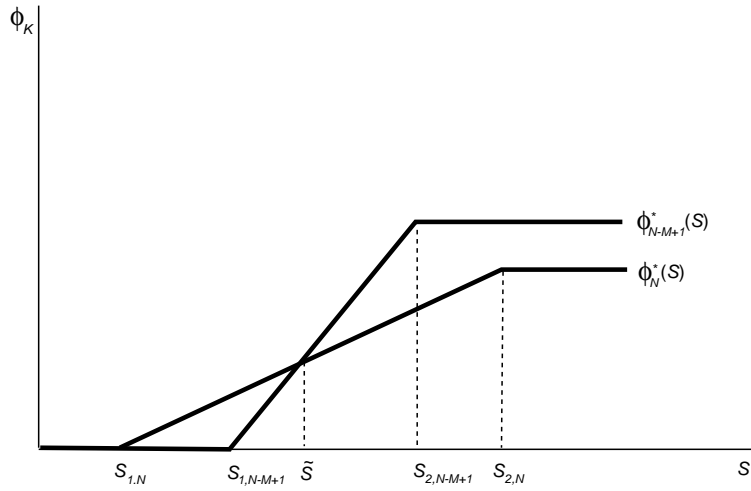


Figure 1: Individual equilibrium production strategies

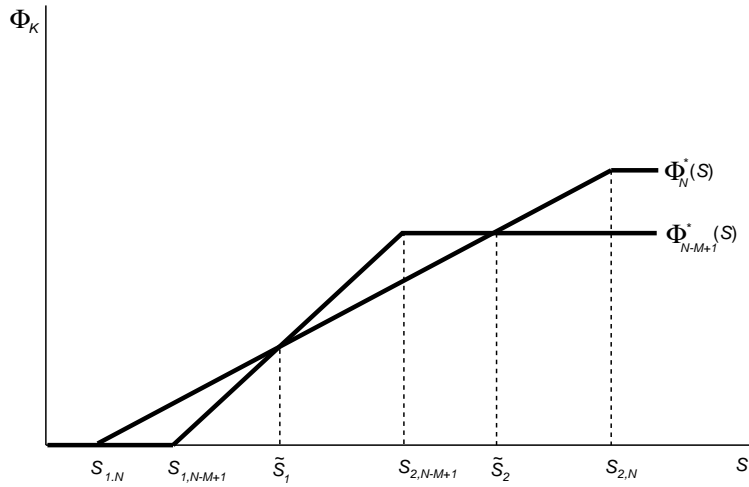


Figure 2: Aggregate equilibrium production strategies

Hence, for *any* partial merger, there exists a range of initial stocks such that total production increases as a result of the merger. Outside that range, total production will be strictly lower after the merger except for $S \leq S_{1,N}$, where it remains at zero. This is illustrated in Figure 2.

3.2 The effects on the profits of the merged firms

Because the equilibrium under a merger of M firms corresponds to the equilibrium of a non-cooperative game between $N - M + 1$ firms, using (9) we know that the equilibrium value of the merger is given by

$$\Pi(M, N, S) \equiv V(S, N - M + 1),$$

which is worth $\Pi(M, N, S)/M$ to each member of the merger. The merger of M firms is therefore profitable for its members if and only if

$$\Pi(M, N, S) > M\Pi(1, N, S)$$

or

$$I(M, N, S) = \Pi(M, N, S) - M\Pi(1, N, S) > 0.$$

Clearly the profitability of the merger depends on both M and N , as in the purely static framework of Salant et al. (1983), but also now possibly on the stock at the time the merger is formed, which we have assumed to be $t = 0$ with stock S_0 . It is useful to distinguish four regions for S_0 , namely Region I: $S_0 \in (S_{2,N}, \infty)$, Region II: $S_0 \in [S_{1,N-M+1}, S_{2,N}]$, Region III: $S_0 \in [S_{1,N}, S_{1,N-M+1})$ and Region IV: $S_0 \in (0, S_{1,N})$.

The following proposition characterizes how the profitability function $I(M, N, S)$ varies with S .

Proposition 4 *For any $N > 2$ and $M < N$, the profitability function $I(M, N, S)$ is continuously differentiable in S and*

1. *independent of S in Region I;*
2. *strictly decreasing in S in Region II;*
3. *strictly concave and reaches an interior maximum in S in Region III;*

4. strictly increasing in S in Region IV.

Proof. See Appendix B ■

Corollary 2 *If a merger of M firms is profitable in the static Cournot equilibrium it will also be profitable in the dynamic equilibrium for all S .*

Proof. Follows immediately from Proposition 4 and the fact that the function $I(M, N, S)$ is continuous in S , with $I(M, N, 0) = 0$. ■

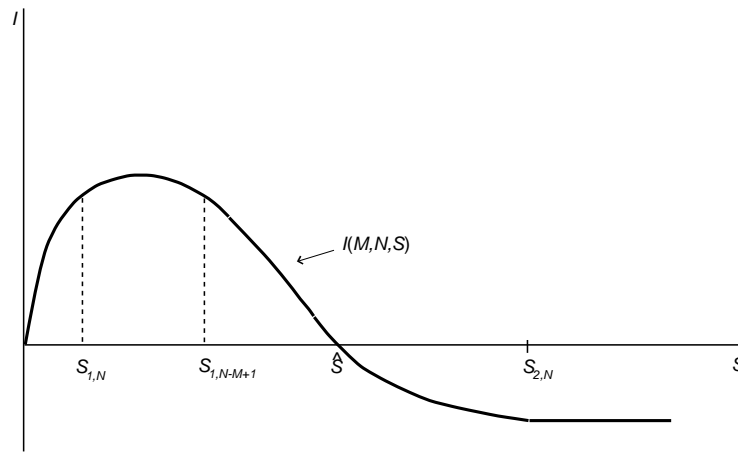


Figure 3: The profitability of the merger as a function of S

Figure 3 illustrates Proposition 4 for a case where the merger of M would be unprofitable in the purely static Cournot framework of Salant et al. (1983), such as when $M = 2$.

It also follows from Part 4 of the proposition that *any* merger will be profitable over some range of the resource stock. This means that mergers that are unprofitable in the purely static Cournot framework of Salant et al. (1983) will be profitable in the noncooperative dynamic game for some values of the stock. This is illustrated in the following proposition and its corollary for the case of $M = 2$, which is known to be unprofitable in the static Cournot setting.⁸

⁸The proposition can obviously be extended to any merger of $M > 2$ that is unprofitable in the static Cournot framework of Salant et al. (1983): $M = 2$ is the smallest possible merger and profitability increases with M , reaching profitability for $M \geq .8N$ when demand and cost are linear.

Proposition 5 *There exists a unique $\hat{\delta}$ such that*

$$I(2, N, S_{1, N-2+1}) \begin{cases} > 0 & \text{for all } \delta \in [\frac{r}{2}(1 + N^2), \hat{\delta}) \\ = 0 & \text{for } \delta = \hat{\delta} \\ < 0 & \text{for all } \delta > \hat{\delta} \end{cases}$$

Proof. See Appendix C ■

Corollary 3 *There exists a unique \hat{S} such that a merger of $M = 2$ is profitable for all $S \in (0, \hat{S})$, where*

$$\begin{aligned} \hat{S} &\in (S_{1, N}, S_{1, N-M+1}) \text{ for } \delta > \hat{\delta} \\ \hat{S} &\in (S_{1, N-M+1}, S_{2, N}) \text{ for } \delta \in [\frac{r}{2}(1 + N^2), \hat{\delta}). \end{aligned}$$

Proof. Since, from Proposition 4, $I(M, N, S)$ is a continuously decreasing function of S for all $S \in (\arg \max_S I(M, N, S), S_{2, N})$, and since $I(2, N, S) < 0$ for all $S \geq S_{2, N}$, there must exist a unique \hat{S} such that $I(2, N, S) > 0$ for all $S \in (0, \hat{S})$. Since, from Proposition 5, $I(2, N, S_{1, N-2+1}) < 0$ for $\delta > \hat{\delta}$ and $I(2, N, S_{1, N-2+1}) > 0$ for $\delta \in [\frac{r}{2}(1 + N^2), \hat{\delta})$, it must be that $\hat{S} \in (S_{1, N}, S_{1, N-M+1})$ for $\delta > \hat{\delta}$ and $\hat{S} \in (S_{1, N-M+1}, S_{2, N})$ for $\delta \in [\frac{r}{2}(1 + N^2), \hat{\delta})$. ■

Note that the case illustrated in Figure 3 is that of $\hat{S} \in (S_{1, N-M+1}, S_{2, N})$.

The difference in the profitability of the merger between the static and the dynamic framework is due to the presence of a scarcity rent on the resource in the latter. As already noted, *given the number of firms*, it can be seen from (10) that for $S < S_{2, K}$ the rent associated with an additional unit of the resource stock decreases with the stock, and it tends to $+\infty$ as the stock approaches zero. But this marginal rent also depends on the number of firms, which falls when a merger occurs.

From the first-order conditions of the Hamilton-Jacobi-Bellman equation associated with problem (3) to (5), we have that the best response of firm i to the level of production of its

$K - 1$ rivals is given by

$$\phi_i(S, K) = \text{Max} \left\{ 0, \frac{a - b \sum_{j \neq i} \phi_j(S, K) - \frac{\partial V(S, K)}{\partial S}}{2b} \right\}, \quad (13)$$

the marginal resource rent being $\frac{\partial V(S, K)}{\partial S}$. In the purely static case that term is zero, since by definition the production decision of all K firms is then independent of S , and so therefore is the above reaction function. In such a case, the optimal adjustment of firm i to a change in the overall production of its $K - 1$ rivals simply consists in a movement along its reaction function. But in the dynamic resource framework, any attempt to move along the reaction function will result in a shift of that reaction function because of the dynamic link of the stock S to the level of production through the growth function (4). This is obviously highly relevant for the analysis of the equilibrium effects of a merger and its profitability.

When a merger of M firms occurs, the number of firms goes from $K = N$ to $K = N - M + 1$. In the static Cournot framework, with strategic substitutes, the $N - M$ outsiders to the merger react by increasing their production in response to the reduction in production by the insiders. Whether this results in an increase or decrease of the total equilibrium output, and hence a decrease or increase of the market price, will depend on the relative market share of the merger. As shown by Salant et al. (1983), the joint profit of the insiders will be smaller in the post-merger equilibrium than in pre-merger equilibrium if the proportion of insiders is smaller than some threshold (80% in the linear case). In the dynamic case there is an additional consideration due to the fact that as K changes so does the marginal rent $\frac{\partial V(S, K)}{\partial S}$, with the result that the reaction function (13) will shift. Whether this shift is upward or downward when K decreases will depend on whether the marginal rent decreases or increases with K .

To see that both cases can occur, consider the expression for the marginal rent in (10) over the interval $[S_{1, K}, S_{2, K}]$. Recalling that $W(S, K) = \frac{1}{2}ES^2 + DS + G$ and differentiating

with respect to K , we get

$$\frac{\partial^2 V(S, K)}{\partial S \partial K} = \frac{\partial^2 W(S, K)}{\partial S \partial K} = \frac{\partial E}{\partial K} S + \frac{\partial D}{\partial K}.$$

Therefore

$$\frac{\partial^2 V(S, K)}{\partial S \partial K} \begin{matrix} \geq \\ \leq \end{matrix} 0 \quad \text{for} \quad S \begin{matrix} \geq \\ < \end{matrix} S_R \equiv -\frac{\frac{\partial D}{\partial K}}{\frac{\partial E}{\partial K}} = \frac{a}{\delta b(1+K)} = \frac{q_K^c}{\delta}. \quad (14)$$

Note that $S_R \in (S_{1,K}, S_{2,K})$. Indeed⁹

$$S_R - S_{1,K} = \frac{aK}{\delta b(1+K)} \left(\frac{2\delta - r + rK}{(2\delta - r)(1+K)} \right) > 0$$

and

$$S_R - S_{2,K} = \frac{aK}{\delta b(1+K)} \left(\frac{1 - K^2}{1+K} \right) < 0 \quad \text{for} \quad K \geq 2.$$

Condition (14) tells us that at a relatively large stock ($S > S_R$) a decrease in the number of firms results in a decrease in the individual firm's marginal valuation of the resource stock, while the reverse is true at a relatively small stock ($S < S_R$). To interpret this result, it helps to rewrite condition (14) as $\delta S \begin{matrix} \geq \\ \leq \end{matrix} q_K^c$, by multiplying through by δ . The left-hand side (δS) is then the flow of growth when the stock is S and the right-hand side would be the equilibrium individual harvest rate if each firm ignored the stock, as in the purely static case. Thus the firm views the stock as being relatively abundant if the rate of growth of the stock is greater than what its optimal harvest rate would be if it acted myopically by ignoring the level of the stock. It will then react to a decrease in the number of firms by reducing its marginal valuation of the stock. On the other hand, if its optimal harvest rate when acting myopically happens to be greater than the the rate of growth of the stock, it reacts to a decrease in the number of firms by increasing its marginal valuation of the stock.

When a merger occurs K decreases from N to $N - M + 1$, which therefore results in an increase of the marginal resource rent for $S \in [S_{1,K}, S_R)$ and ultimately in a more 'conservative' reaction function of each firm: for any level of overall production by its rivals,

⁹As already noted, from (7) and (8), the interval $[S_{1,K}, S_{2,K}]$ itself increases with K .

the optimal production of an outsider firm i is smaller after the merger than it was before the merger. Therefore, while a decrease in production by the members of the merger is met by an increase of the production of each of the outsiders in the absence of resource rents (the strategic substitution effect), the presence of the resource rent may diminish such an increase and may even go so far as to also reduce the production of the outsiders. It is this ‘moderation’ of the reaction of the outsiders to a decrease in production by the insiders, due to the presence of the resource rent, that explains the fact that there is always a range of the stock for which any merger is profitable and that can render profitable a merger which would otherwise have been unprofitable.

4 Conclusion

An important characteristic of oligopolistic quantity competition between players whose output is the product of the exploitation of a renewable asset under common property is that there exists a direct physical link between the rate of exploitation (the decision variable) and the remaining common stock of the asset (the state variable). No such link exists in the corresponding static oligopoly, where any given rate of production can be sustained forever, the “state of the system” remaining unaffected, by definition of the static framework. We have shown that this difference is crucial for the analysis of the effects on the equilibrium outcomes of a merger of a subset of the players for the purpose of maximizing their joint profits.

We have modeled the dynamic problem as a closed-loop non-cooperative differential game. The primitives of the problem and the assumptions have been carefully chosen so as to facilitate a direct comparison of the dynamic equilibrium effects of a merger with the well known static equilibrium effects, first elaborated by Salant et al. (1983) in their study of the profitability of exogenous mergers in a static Cournot competition setting. We analyze the effect of the merger on the equilibrium production strategies, on the steady-states and the profits of the insiders, with some emphasis put on the latter. It turns out that the presence of the dynamic link between the decision and state variables can drastically alter

the conclusions, when compared to the corresponding static game. Whereas in the static framework the outsiders always react to the reduction of output by the insiders by increasing their own output, in the dynamic setting they may react more moderately and may actually, in some instances, also reduce their output. This is because, for some interval of the stock at the time the merger is formed, the merger will have the effect of increasing the value attached by each player to the marginal unit of remaining stock. A consequence is that there is always an interval of initial stock such that any merger is profitable. This is true even of mergers which would not have been profitable in the absence of the stock dynamics.

We have intentionally restricted our attention to exogenously determined mergers, fixed at the outset of the game, in order to facilitate the comparison with the corresponding static exogenous merger literature. However, one may conjecture from our results that if the decision to form a merger was to be made endogenous, the dynamic evolution of the state and of its valuation by the players could, at least in some instances, increase the likelihood of stable equilibrium mergers occurring, as compared to the static case. But endogenous merger formation in this context remains a very challenging issue for further research, for which our results may hopefully provide a valuable building block.

Appendix

A Proof of Proposition 3

Since, from (7), $S_{1,N} < S_{1,N-M+1}$, we know that $\Phi_{N-M+1}^*(S) = 0 < \Phi_N^*(S)$ for all $S_{1,N} < S \leq S_{1,N-M+1}$. We also know that $\Phi_{N-M+1}^*(S) = \Phi_N^*(S) = 0$ for $S \leq S_{1,N}$. Furthermore, for $S > S_{2,N}$ we have

$$\Phi_{N-M+1}^*(S) = \frac{a(N-M+1)}{b(N-M+2)} < \Phi_N^*(S) = \frac{aN}{b(N+1)}.$$

To prove the claim it is therefore sufficient to exhibit a level of $S_{1,N-M+1} < S \leq S_{2,N-M+1}$ such that $\Phi_{N-M+1}^*(S) > \Phi_N^*(S)$. In particular, it is sufficient to show that at $S = S_{2,N-M+1}$ we have

$$\Phi_{N-M+1}^*(S_{2,N-M+1}) = \frac{a(N-M+1)}{b(N-M+2)} > \Phi_N^*(S_{2,N-M+1}),$$

where, from Proposition 1,

$$\Phi_N^*(S_{2,N-M+1}) = N \left(\frac{a - \frac{a(1+N^2)}{2N^2\delta} (2\delta - r)}{(1+N)b} + \left(\delta - \frac{1}{2}r \right) \frac{(N+1)a(1+(N-M+1)^2)}{N^2 \delta b(N-M+2)^2} \right).$$

After simplification we find that

$$\Phi_{N-M+1}^*(S_{2,N-M+1}) - \Phi_N^*(S_{2,N-M+1}) = \frac{a(M-1)\Delta}{\delta b(N-M+2)^2(N+1)N},$$

where

$$\Delta \equiv \delta [N^2 - MN - 2] - r[N^2 - MN + N - 1].$$

The sign of $\Phi_{N-M+1}^*(S_{2,N-M+1}) - \Phi_N^*(S_{2,N-M+1})$ is therefore the same as the sign of Δ .

Note that for all $M < N$, Δ is an increasing function of δ . From Assumption 1, $\delta > \frac{r}{2}(1+N^2)$ and thus

$$\Delta > \frac{r}{2}(1+N^2) [N^2 - MN - 2] - r[N^2 - MN + N - 1],$$

which after simplification yields

$$\Delta > \left(-\frac{1}{2}\right) rN(N+1)[(N-M)(1-N)+2].$$

We now argue that $((N-M)(1-N)+2) \leq 0$ for all $M < N$, $N > 2$. First note that the expression $(N-M)(1-N)+2$ is strictly increasing in M . Therefore, if it is weakly negative for $M = N-1$, it will also be for any $M < N$. For $M = N-1$ the expression becomes

$$(N-M)(1-N)+2 = 3-N,$$

which is zero for $N = 3$ and strictly negative for $N > 3$. Therefore, for $N > 2$ we have $\Delta > 0$ for all $M < N$ and

$$\Phi_{N-M+1}^*(S_{2,N-M+1}) - \Phi_N^*(S_{2,N-M+1}) > 0.$$

It follows that the linear curves in S , $\Phi_{N-M+1}^*(S)$ and $\Phi_N^*(S)$, must intersect once at some $\hat{S}_1 \in (S_{1,N-M+1}, S_{2,N-M+1})$, and once at some $\hat{S}_2 \in (S_{2,N-M+1}, S_{2,N})$.

B Proof of Proposition 4

The function $I(M, N, S)$ is continuously differentiable in S since the value functions are.

1. That $I(M, N, S)$ is independent of S in Region I follows immediately from the fact that the equilibrium production strategy is the static Cournot strategy both before and after the merger in that region.
2. For $S \in [S_{1,N-M+1}, S_{2,N-M+1}]$ the first derivative of $I(M, N, S)$ with respect to S is

$$\begin{aligned} \frac{\partial I(M, N, S)}{\partial S} = & \frac{1}{2} \frac{a}{\delta(N-M+1)^2} (2\delta - r) ((N-M+1)^2 + 1) - \frac{1}{2} \frac{M}{N^2} \frac{a}{\delta} (N^2 + 1) (2\delta - r) \\ & + 2 \left(\frac{1}{2} \frac{b}{(N-M+1)^2} (N-M+2)^2 \left(\frac{1}{2} r - \delta \right) - \frac{1}{2} \frac{M}{N^2} b (N+1)^2 \left(\frac{1}{2} r - \delta \right) \right) S, \end{aligned}$$

which is linear in S . The second derivative is

$$\frac{\partial^2 I}{\partial S^2} = \frac{1}{4} (M-1) b (2\delta - r) \frac{g(M, N)}{(N - M + 1)^2 N^2},$$

where

$$g(M, N) = M^2 - 4MN - M + 4N^2 + 4N^3 + N^4 - 6MN^2 + 2M^2N - 2MN^3 + M^2N^2.$$

Since

$$\frac{\partial g}{\partial M} = 2(1 + 2N + N^2)M - 4N - 1 - 6N^2 - 2N^3 < 0$$

and

$$g(N, N) = N^2 - N > 0$$

we have $g(M, N) > 0$ for all $M \leq N$. Since $2\delta - r > 0$ by Assumption 1, it follows that $\frac{\partial^2 I}{\partial S^2} > 0$. Therefore $\frac{\partial I(M, N, S)}{\partial S}$ is a strictly increasing function of S (and $I(M, N, S)$ strictly convex) for all $S \in [S_{1, N-N+1}, S_{2, N-M+1}]$.

Evaluated at $S_{2, N-M+1}$, we find that

$$\frac{\partial I(M, N, S_{2, N-M+1})}{\partial S} = -M(M-1)h(M, N) \frac{a(2\delta - r)}{N^2 \delta (N - M + 2)^2},$$

where

$$h(M, N) = -NM + N^2 - 1 + N.$$

The function $h(M, N)$ being a strictly decreasing linear function of M , we have that $h(M, N) > h(N, N) = N - 1 > 0$ for all $M < N$. This shows that

$$\frac{\partial I(M, N, S_{2, N-M+1})}{\partial S} < 0$$

and therefore

$$\frac{\partial I(M, N, S)}{\partial S} < 0 \quad \text{for all } S \in [S_{1, N-N+1}, S_{2, N-M+1}].$$

For $S \in [S_{2, N-M+1}, S_{2, N}]$ we have

$$\frac{\partial I(M, N, S)}{\partial S} = \frac{\partial (\Pi(M, N, S) - M\Pi(1, N, S))}{\partial S} = -M \frac{\partial (\Pi(1, N, S))}{\partial S} < 0$$

where the second equality follows from the fact that $\Pi(M, N, S)$ is constant over $[S_{2, N-M+1}, S_{2, N}]$.

The function $I(M, N, S)$ being continuously differentiable at $S_{2, N-M+1}$ we can therefore state that $\frac{\partial I(M, N, S)}{\partial S}$ is strictly decreasing over $[S_{1, N-M+1}, S_{2, N}]$.

3. Notice first that since $I(M, N, S)$ is continuously differentiable at $S_{1, N-M+1}$, we will have

$$\frac{\partial I(M, N, S_{1, N-M+1})}{\partial S} < 0.$$

For all S in this Region III, we have

$$I(M, N, S) = \left(\frac{S}{S_{1, N-M+1}} \right)^{\frac{r}{\delta}} \Pi(M, N, S_{1, N-M+1}) - M\Pi(1, N, S),$$

$$\frac{\partial I(M, N, S)}{\partial S} = \frac{r}{\delta} \left(\frac{1}{S_{1, N-M+1}} \right) \left(\frac{S}{S_{1, N-M+1}} \right)^{\frac{r}{\delta}-1} - M \frac{\partial \Pi(1, N, S)}{\partial S}$$

with

$$\frac{\partial \Pi(1, N, S)}{\partial S} = \frac{1}{2} \delta^{-1} N^{-2} (a(1+N^2) - \delta b S (1+N)^2) (2\delta - r),$$

$$\begin{aligned} \frac{\partial^2 I(M, N, S)}{\partial S^2} &= \frac{r}{\delta} \left(\frac{r}{\delta} - 1 \right) \left(\frac{1}{S_{1, N-M+1}} \right)^2 \left(\frac{S}{S_{1, N-M+1}} \right)^{\frac{r}{\delta}-2} \Pi(M, N, S_{1, N-M+1}) \\ &\quad - \left(\frac{1}{2} r - \delta \right) \frac{b(N+1)^2}{N^2}, \end{aligned}$$

and

$$\frac{\partial^3 I(M, N, S)}{\partial S^3} = \frac{r}{\delta} \left(\frac{r}{\delta} - 1 \right) \left(\frac{r}{\delta} - 2 \right) \left(\frac{1}{S_{1, N-M+1}} \right)^3 \left(\frac{S}{S_{1, N-M+1}} \right)^{\frac{r}{\delta}-3} \Pi(M, N, S_{1, N-M+1}) > 0.$$

It follows that

$$\frac{\partial^2 I(M, N, S)}{\partial S^2} < \frac{\partial^2 I(M, N, S_{1, N-M+1})}{\partial S^2} \quad \text{for all } S \text{ in Region III,}$$

where

$$\frac{\partial^2 I(M, N, S_{1, N-M+1})}{\partial S^2} = -\frac{1}{2} \frac{f(\delta) (2\delta - r) b}{(2\delta - r (1 + (M - 1 - N)^2)) N^2},$$

with

$$\begin{aligned} f(\delta) &= 2Mr + 6MNr - 2M^2r + M^3r - 8N^2r - 8N^3r - 2N^4r + 15MN^2r \\ &- 6M^2Nr + 8MN^3r + 2M^3Nr + MN^4r - 8M^2N^2r - 2M^2N^3r + M^3N^2r \\ &+ \delta (8N^2 - 4MN - 2M + 8N^3 + 2N^4 - 10MN^2 - 4MN^3 + 2M^2N^2). \end{aligned}$$

By Assumption 1, the denominator is positive and therefore the sign of $\frac{\partial^2 I(M, N, S_{1, N-M+1})}{\partial S^2}$

is the opposite of that of $f(\delta)$. The function $f(\delta)$ is linear in δ with slope

$$f'(\delta) = 8N^2 - 4MN - 2M + 8N^3 + 2N^4 - 10MN^2 - 4MN^3 + 2M^2N^2 > 0.$$

Since $\delta > \delta_0$ by Assumption 1, this means that

$$f(\delta) > f(\delta_0) \quad \text{for all } \delta > \delta_0$$

where

$$f(\delta_0) = r(N + 1)\beta(M, N) > 0,$$

with

$$\begin{aligned}\beta(M, N) &= M + 3MN - 2M^2 + M^3 - 4N^2 + 3N^4 + N^5 + 6MN^2 - 4M^2N \\ &\quad - 2MN^3 + M^3N - 2MN^4 - 3M^2N^2 + M^2N^3 > 0.\end{aligned}$$

Therefore

$$\frac{\partial^2 I(M, N, S_{1, N-M+1})}{\partial S^2} < 0.$$

It follows that

$$\frac{\partial^2 I(M, N, S)}{\partial S^2} < \frac{\partial^2 I(M, N, S_{1, N-M+1})}{\partial S^2} < 0 \quad \text{for all } S \text{ in Region III.}$$

The function $I(M, N, S)$ being strictly concave, we can state that

$$\frac{\partial I(M, N, S_{1, N})}{\partial S} > \frac{\partial I(M, N, S)}{\partial S} > \frac{\partial I(M, N, S_{1, N-M+1})}{\partial S}.$$

Furthermore, for $\delta = \delta_0$ it is easily verified that $\frac{\partial I(M, N, S_{1, N})}{\partial S} > 0$. Therefore $I(M, N, S)$ reaches a maximum in Region III.

4. For $S < S_{1, N}$ we have

$$\begin{aligned}I(M, N, S) &= \left(\frac{S}{S_{1, N-M+1}}\right)^{\frac{r}{\delta}} \Pi(M, N, S_{1, N-M+1}) - M \left(\frac{S}{S_{1, N}}\right)^{\frac{r}{\delta}} \Pi(1, N, S_{1, N}) \\ &= (S)^{\frac{r}{\delta}} \left(\frac{\Pi(M, N, S_{1, N-M+1})}{(S_{1, N-M+1})^{\frac{r}{\delta}}} - M \frac{\Pi(1, N, S_{1, N})}{(S_{1, N})^{\frac{r}{\delta}}} \right),\end{aligned}$$

from which can conclude that the profitability function $I(M, N, S_{1, N})$ does not change sign over $(0, S_{1, N})$. The function $I(M, N, S_{1, N})$ being continuously differentiable at $S_{1, N}$, we will have

$$\frac{\partial I(M, N, S_{1, N})}{\partial S} > 0$$

and therefore

$$\frac{\partial I(M, N, S)}{\partial S} > 0 \quad \text{for all } S \text{ in Region IV.}$$

C Proof of Proposition 5

When $M = 2$ we have

$$S_{1, N-M+1} = S_{1, N-1} = \frac{(2\delta - r(1 + (N-1)^2))a}{(2\delta - r)(N)^2 b\delta}$$

and

$$I(2, N, S_{1, N-M+1}) = I(2, N, S_{1, N-2+1}) = \frac{1}{N^6} \frac{a^2 r}{b\delta^2 (2\frac{\delta}{r} - 1)(N+1)^2} G\left(\frac{\delta}{r}, N\right)$$

where the function G is given by

$$\begin{aligned} G\left(\frac{\delta}{r}, N\right) &= -2N^4(-2N + N^2 - 1)\left(\frac{\delta}{r}\right)^3 \\ &\quad + (N^8 + 3N^6 - 10N^5 - 6N^4 + 8N^2 + 8N + 2)\left(\frac{\delta}{r}\right)^2 \\ &\quad - 4(-N + N^2 - 1)(-2N + N^4 - 1)\left(\frac{\delta}{r}\right) + 2(-N + N^2 - 1)^2 \end{aligned}$$

The sign of $I(2, N, S_{1, N-2+1})$ is the same as the sign of $G(\frac{\delta}{r}, N)$ since $(2\frac{\delta}{r} - 1) > 0$ from Assumption 1. We now study the sign of G .

Let $\rho = \delta/r$. The function G is a polynomial of degree 3 in ρ . The coefficient of ρ^3 being strictly negative for all $N \geq 3$, G is an inverted N-shaped function of ρ . Therefore $G < 0$ when $\rho \equiv \delta/r$ is large enough. We now show that

- (i) $\frac{\partial^2 G(\rho, N)}{\partial \rho^2} < 0$ for all ρ that satisfies Assumption 1 (i.e. $\rho \equiv \delta/r > (1 + N^2)/2$). For this we only need to show that

$$\frac{\partial^2 G\left(\frac{1}{2}(1 + N^2), N\right)}{\partial \rho^2} < 0.$$

(ii) $G\left(\frac{1}{2}(1+N^2), N\right) > 0$.

Having established (i) and (ii), combined with the fact that $G < 0$ when ρ is large enough, will allow us to state that there exists a unique $\hat{\rho} > (1+N^2)/2$, and hence, for any given r , a unique $\hat{\delta} = r\hat{\rho} > \frac{r}{2}(1+N^2)$ such that

$$G\left(\frac{\delta}{r}, N\right) > 0 \text{ for all } \delta \in \left[\frac{r}{2}(1+N^2), \hat{\delta}\right) \text{ and } G\left(\frac{\delta}{r}, N\right) < 0 \text{ for all } \delta > \hat{\delta}$$

and thus

$$I(2, N, S_{1, N-2+1}) > 0 \text{ for all } \delta \in \left[\frac{r}{2}(1+N^2), \hat{\delta}\right) \text{ and } I(2, N, S_{1, N-2+1}) < 0 \text{ for all } \delta > \hat{\delta}.$$

Consider (i). Differentiating G twice with respect to ρ we find that

$$\frac{\partial^2 G(\rho, N)}{\partial \rho^2} = (24N^5 - 12N^6 + 12N^4)\rho + (2N^8 + 6N^6 - 20N^5 - 12N^4 + 16N^2 + 16N + 4),$$

which, when evaluated at $\rho = (1+N^2)/2$, can be written

$$\frac{\partial^2 G\left(\frac{1}{2}(1+N^2), N\right)}{\partial \rho^2} = 2N^6(3 + 6N - 2N^2) + l(N),$$

where $l(N) \equiv -8N^5 - 6N^4 + 16N^2 + 16N + 4$.

The first term is strictly negative for all $N \geq 3$. We now argue that $l(N)$ is strictly negative as well for all $N \geq 3$. Indeed

$$l'(N) = -40N^4 - 24N^3 + 32N + 16$$

and

$$l''(N) = -160N^3 - 72N^2 + 32 < 0.$$

Since $l'(3) = -11632 < 0$, it follows that $l'(N) < l'(3) < 0$ and l is strictly decreasing in

N , with $l(3) = -2234$. Therefore $l(N) < 0$ for all $N \geq 3$. This shows that

$$\frac{\partial^2 G\left(\frac{1}{2}(1+N^2), N\right)}{\partial \rho^2} < 0,$$

and completes the proof of (i).

As for (ii), evaluating G at $\rho = \frac{1}{2}(1+N^2)$, we obtain

$$G\left(\frac{1}{2}(1+N^2), N\right) = -\frac{1}{4}(N+1)^2 Z(N)$$

where

$$Z(N) \equiv N^7(4+N-2N^2) + N^4(11+6N-2N^2) + 2(1-N)(4N^2+N-1).$$

All three terms in $Z(N)$ being strictly negative for $N \geq 3$, so is $Z(N)$. Therefore

$$G\left(\frac{1}{2}(1+N^2), N\right) > 0,$$

which completes the proof of (ii) and therefore that of Proposition 5 .

References

- Adler, Jonathan H. (2004) ‘Conservation through collusion: Antitrust as an obstacle to marine resource conservation.’ *Washington and Lee Law Review* 61, 3–78
- Benchekroun, Hassan (2003) ‘Unilateral production restrictions in a dynamic duopoly.’ *Journal of Economic Theory* 111, 214–239
- (2008) ‘Comparative dynamics in a productive asset oligopoly.’ *Journal of Economic Theory* 138, 237–261
- Benchekroun, Hassan, and Gérard Gaudet (2013) ‘On the effects of mergers on equilibrium outcomes in a common property renewable asset oligopoly.’ Working Paper 16-2013, CIREQ, Montreal
- Benhabib, J., and R. Radner (1992) ‘The joint exploitation of a productive asset: a game theoretic approach.’ *Economic Theory* 2, 155–190
- Clark, Colin W. (1990) *Mathematical bioeconomics: The optimal management of renewable resources*, second ed. (New York: Wiley)
- Clemhout, S., and H. Y. Wan (1991) ‘Environmental problem as a common property resource game.’ In *Dynamic Games in Economic Analyses*, ed. R.P. Hämmäläinen and H.K. Ehtamo (Berlin: Springer-Verlag)
- Colombo, Luca, and Paola Labrecciosa (2013) ‘Oligopoly exploitation of a private property productive asset.’ *Journal of Economic Dynamics and Control* 37, 838–853
- Deacon, Robert (2012) ‘Fishery management by harvester cooperatives.’ *Review of Environmental Economics and Policy* 6, 258–277
- Deneckere, R., and C. Davidson (1985) ‘Incentives to form coalitions with Bertrand competition.’ *Rand Journal of Economics* 16, 473–486
- Dockner, E., and G. Sorger (1996) ‘Existence and properties of equilibria for a dynamic game on productive assets.’ *Journal of Economic Theory* 71, 209–227
- Dockner, E., S. Jorgensen, N. V. Long, and G. Sorger (2000) *Differential Games in Economics and Management Science* (Cambridge: Cambridge University Press)
- Dutta, P.K., and R.K. Sundaram (1993a) ‘The tragedy of the commons.’ *Economic Theory* 3, 413–426
- (1993b) ‘How different can strategic models be?’ *Journal of Economic Theory* 60, 42–61
- Eswaran, M., and T. Lewis (1984) ‘Appropriability and the extraction of a common property resource.’ *Economica* 51, 393–400
- Farrell, J., and C. Shapiro (1990) ‘Horizontal mergers: an equilibrium analysis.’ *American Economic Review* 80, 107–126

- Fujiwara, Kenji (2011) 'Losses from competition in a dynamic game model of a renewable resource oligopoly.' *Resource and Energy Economics* 33, 1–11
- Gaudet, Gérard, and Stephen W. Salant (1991) 'Increasing the profits of a subset of firms in oligopoly models with strategic substitutes.' *American Economic Review* 81, 658–665
- (1992a) 'Mergers of producers of perfect complements competing in price.' *Economics Letters* 39, 359–364
- (1992b) 'Towards a theory of horizontal mergers.' In *The New Industrial Economics*, ed. G. Norman and M. La Manna (Aldershot: Edward Elgar)
- Kamien, M.I., and I. Zhang (1990) 'The limits of monopolization through acquisition.' *Quarterly Journal of Economics* 105, 465–500
- Karp, Larry (1992a) 'Efficiency inducing tax for a common property oligopoly.' *Economic Journal* 102, 321–332
- (1992b) 'Social welfare in a common property oligopoly.' *International Economic Review* 33, 353–372
- Levhari, D., and L. J. Mirman (1980) 'The great fish war: An example using a dynamic Cournot-Nash solution.' *Bell Journal of Economics* 11, 322–334
- Mason, C., and S. Polasky (1997) 'The optimal number of firms in the commons: A dynamic approach.' *Canadian Journal of Economics* 30, 1143–1160
- McAfee, R.P., J.J. Simons, and M.A. Williams (1992) 'Horizontal mergers in spatially differentiated noncooperative markets.' *Journal of Industrial Economics* 60, 349–358
- Perry, M.K., and R.H. Porter (1985) 'Oligopoly and the incentive for horizontal merger.' *American Economic Review* 75, 219–227
- Plourde, C., and D. Yeung (1989) 'Harvesting of a transboundary replenishable fish stock: A noncooperative solution.' *Marine Resource Economics* 6, 57–70
- Salant, S. W., S. Switzer, and R.J. Reynolds (1983) 'Losses from horizontal merger: The effects of an exogenous change in industry structure on Cournot-Nash equilibrium.' *Quarterly Journal of Economics* 98, 185–199