

Böhringer, Christoph; Rosendahl, Knut Einar; Schneider, Jan

Working Paper

Unilateral Climate Policy: Can OPEC resolve the Leakage Problem?

Oldenburg Discussion Papers in Economics, No. V-355-13

Provided in Cooperation with:

University of Oldenburg, Department of Economics

Suggested Citation: Böhringer, Christoph; Rosendahl, Knut Einar; Schneider, Jan (2013) : Unilateral Climate Policy: Can OPEC resolve the Leakage Problem?, Oldenburg Discussion Papers in Economics, No. V-355-13, University of Oldenburg, Department of Economics, Oldenburg

This Version is available at:

<https://hdl.handle.net/10419/105043>

Standard-Nutzungsbedingungen:

Die Dokumente auf EconStor dürfen zu eigenen wissenschaftlichen Zwecken und zum Privatgebrauch gespeichert und kopiert werden.

Sie dürfen die Dokumente nicht für öffentliche oder kommerzielle Zwecke vervielfältigen, öffentlich ausstellen, öffentlich zugänglich machen, vertreiben oder anderweitig nutzen.

Sofern die Verfasser die Dokumente unter Open-Content-Lizenzen (insbesondere CC-Lizenzen) zur Verfügung gestellt haben sollten, gelten abweichend von diesen Nutzungsbedingungen die in der dort genannten Lizenz gewährten Nutzungsrechte.

Terms of use:

Documents in EconStor may be saved and copied for your personal and scholarly purposes.

You are not to copy documents for public or commercial purposes, to exhibit the documents publicly, to make them publicly available on the internet, or to distribute or otherwise use the documents in public.

If the documents have been made available under an Open Content Licence (especially Creative Commons Licences), you may exercise further usage rights as specified in the indicated licence.



Oldenburg Discussion Papers in Economics

UNILATERAL CLIMATE POLICY: CAN OPEC RESOLVE THE LEAKAGE PROBLEM?

Christoph Böhringer
Knut Einar Rosendahl
Jan Schneider

V – 355 – 13

March 2013

Department of Economics
University of Oldenburg, D-26111 Oldenburg

UNILATERAL CLIMATE POLICY: CAN OPEC RESOLVE THE LEAKAGE PROBLEM?

Christoph Böhringer^a, Knut Einar Rosendahl^b and Jan Schneider^c

Abstract

In the absence of a global agreement to reduce greenhouse gas emissions, individual countries have introduced national climate policies. Unilateral action involves the risk of relocating emissions to regions without climate regulations, i.e., emission leakage. A major channel for leakage are price changes in the international oil market. Previous studies on leakage have assumed competitive behaviour in this market. Here, we consider alternative assumptions about OPEC's behaviour in order to assess how these affect leakage and costs of unilateral climate policies. Our results based on simulations with a large-scale computable general equilibrium model of the global economy suggest that assumptions on OPEC's behaviour are crucial to the impact assessment of unilateral climate policy measures. We find that leakage through the oil market may become negative when OPEC is perceived as a dominant producer, thereby reducing overall leakage drastically compared to a setting where the oil market is perceived competitive.

Keywords: Carbon Leakage, Oil Market, OPEC Behaviour

JEL: C72; Q41; Q54

Acknowledgement: While carrying out this research we have been associated with CREE — Oslo Centre

for Research on Environmentally Friendly Energy. The CREE Centre acknowledges financial support from The Research Council of Norway.

^a University of Oldenburg. E-mail: christoph.boehringer@uni-oldenburg.de

^b Norwegian University of Life Science and Statistics Norway. E-mail: knut.einar.rosendahl@umb.no

^c University of Oldenburg. E-mail: jan.schneider@uni-oldenburg.de

Introduction

In the absence of an effective global agreement to mitigate climate change, individual countries lead the way with unilateral greenhouse gas emission reductions. The most prominent example is the European Union (EU), which adopted legally binding emission reduction targets until 2020 to be achieved through an EU-wide emissions trading system.

One major problem with unilateral action, however, is the risk of emission leakage, i.e., the relocation of emissions to regions without climate regulations. Leakage mainly occurs through two intertwined channels. The first channel is the so-called fossil-fuel-price channel: Reduced fuel demand of emission-constrained regions depresses international fuel prices, which in turn stimulates fuel consumption and thus emissions in regions without emission constraints. The second channel is the so-called competitiveness channel for emission-intensive and trade-exposed (EITE) goods, such as steel, cement, or chemical products: Emission constraints raise production costs for these industries, reducing their competitiveness in the world market which triggers more production and emissions in unregulated regions.

The policy debate focuses on leakage through the competitiveness channel, mirroring concerns of regulated EITE industries on adverse production impacts. Several anti-leakage measures for EITE sectors are implemented or discussed. For instance, the EU has decided to allocate free allowances to EITE industries under the provisions of its emissions trading system. Another possible supplemental instrument are tariffs on the carbon embodied in imported goods from unregulated regions.

In the applied economic literature, leakage induced by unilateral emission constraints and the impacts of domestic policy measures to reduce carbon leakage have been analyzed in various papers including Bernard et al (2007), Mattoo et al. (2009), Böhringer et al. (2010, 2011, 2012a), and Fischer and Fox (2012). A common finding is that leakage takes place to a larger extent through the fossil-fuel-price channel. However, these studies are based on the assumption

of competitive international oil markets, disregarding empirical evidence on non-competitive behaviour of OPEC (see e.g. Griffin, 1985; Alhajji and Huettner, 2000a,b; Smith, 2005; Hansen and Lindholt, 2008).

The purpose of this study is to investigate how different prescriptions of OPEC's behaviour affect the extent of carbon leakage triggered by emission regulation of the EU or other industrialized countries. That is, are the leakage rates much changed when we replace the paradigm of competitive behaviour with alternative assumptions about OPEC's behaviour? Furthermore, how will the (cost-)effectiveness of anti-leakage measures for EITE industries such as carbon tariffs change when we alter our behavioural assumption about OPEC?

Our analysis suggests that OPEC's behaviour may have substantial impacts on overall leakage rates. This is especially the case if OPEC acts as a dominant producer maximizing profits subject to price responsiveness of the residual demand, i.e., global demand minus Non-OPEC supply. When the EU imposes carbon pricing, OPEC may in fact find it profitable to cut back supply to such an extent that the oil price *increases*. This is quite the opposite of what would happen in a competitive oil market setting. A higher oil price implies that oil consumption outside the EU declines, i.e., there is a *negative* leakage effect in the oil market. Overall leakage is still positive though, but the leakage rate declines from almost 20% in the reference analysis with competitive oil supply to less than 10% when OPEC acts as a dominant producer. If the EU also introduces carbon tariffs on EITE imports, overall leakage drops to 4% (vis-à-vis 14% in the reference setting with competitive OPEC behaviour). Our findings are based on simulations with a large-scale computable general equilibrium (CGE) model of global production, trade and energy usage. The model due to Böhringer et al. (2012b) is extended to consider alternative assumptions on OPEC's behaviour.

Our paper contributes to an extensive literature on strategic behaviour related to climate policies, especially with respect to the battle on carbon rents and oil resource rents between OPEC and countries that adopt emission constraints. This literature has not focused on carbon leakage though. Some of the early studies include Wirl (1994, 1995), Tahvonen (1995, 1996), Bråten and Golombek (1998) and Rubio and Escriche (2001). Building on this

literature, Liski and Tahvonen (2004) set up a differential game between a fossil fuel exporting cartel and a coalition of consumers who face a pollution externality. They show that the optimal emission tax consists of a Pigouvian part and a tariff element, which can be either positive or negative. If the cost related to pollution is not too high, consumers shift over resource rents through the tariff and can even be better off than without pollution at all. Dullieux et al. (2011) introduce a ceiling constraint for the carbon concentration in the atmosphere. They find that consumers are always able to save carbon rents and resource rents, while the exporting cartel is only able to shift carbon rents if the marginal damage under the ceiling is sufficiently small. In a similar vein, Wirl (2011) sets out a differential game between a fossil fuel exporting cartel and a coalition of consumers who face external costs from global warming. In comparing price to quantity instruments for both the cartel and the consumers' coalition, he finds that each player can save more resource rents as well as carbon rents when implementing a price instead of a fixed quantity. Wie et al. (2011) conclude that climate policies in fuel consuming countries make it optimal for OPEC to increase subsidies to domestic oil consumers. Haurie and Vielle (2010) show with a computable general equilibrium model that under different (global) carbon taxes it is optimal for OPEC, when behaving as a dominant producer, to cut back on supply substantially and lose market share in order to not letting the oil price drop too much. This is in line with our conclusions.

The remainder of this paper is organized as follows. In Section 2, we put forward various formulations of OPEC behaviour, which have been discussed and to some extent empirically tested in the literature. In Section 3, we present the CGE model underlying our quantitative analysis and the policy scenarios we are investigating. In Section 4, we present and discuss simulation results. In Section 5, we conclude.

1. Alternative formulations of OPEC behaviour

The characterization of oil markets, which is commonly used in CGE models, assumes price-taking (competitive) behaviour. In this section we describe alternative non-competitive formulations of OPEC behaviour in the oil market, which we later implement in the CGE model.

1.1. Fixed production or fixed price

OPEC's total production of crude oil is regulated through country-specific production quotas, which are updated about twice a year (depending e.g. on the market situation). However, there is no secret that production quotas are every so often exceeded. The additional volume though is relatively small. Thus, at least in the short run, one alternative formulation of OPEC's behaviour is to keep output fixed.

From 2000 to 2005, OPEC had a price target of \$22-28 per barrel of oil, meaning that OPEC intended to adjust its supply in order to keep oil prices within this price band. Yet, the strong growth in oil demand put more and more pressure on the oil price, making it very difficult for OPEC to keep prices below the upper bound of the price band. As a consequence the price band was abandoned in early 2005, when prices on OPEC oil were around \$40 per barrel. Since then, representatives of OPEC countries have regularly suggested new price targets, but no official targets have been expressed. Nevertheless, it seems reasonable to argue that OPEC might regulate supply in order to attain an oil price level which the producer group thinks is profitable in the medium to long run.

1.2. Target revenue

An alternative to targeting production or price is to target revenue (e.g., Alhajji and Huettner, 2000b). The assumption is that OPEC countries target a certain revenue to balance their budget, i.e., they choose a level of output that generates the targeted revenue. Let the exogenous revenue target be given by R , which we interpret as gross revenues. Moreover, let x_{OPEC} denote OPEC supply, p the worldwide oil price, and $p = p_R(x_{OPEC})$ the residual inverse demand function for OPEC, which accounts for price responses in both demand and Non-OPEC supply. Then we have:

$$(1) \quad p_R(x_{OPEC})x_{OPEC} = R$$

If maximizing gross revenues has an internal solution, say at $x_{OPEC} = x^*$ with $R = R^*$, it follows that any x_{OPEC} below or above x^* must give a lower R . Thus, if we let $x(R)$ denote the output level that gives revenue R , it follows that $x(R)$

cannot have any solution for $R > R^*$, $x(R^*) = x^*$, and $x(R)$ have at least two solutions for $R < R^*$ (for R sufficiently close to R^*). This is referred to as a backward bending supply curve. It seems most realistic to assume $x < x^*$ whenever there are solutions both below and above x^* , because a lower x implies lower capacity and extraction costs.

1.3. Dominant producer

The alternatives to competitive behaviour discussed so far postulate that OPEC targets either its production or gross revenue, or the oil price. From an economic perspective, it is more appealing to assume profit-maximizing behaviour. The latter is reflected by the dominant producer hypothesis, where the dominant producer – in our case OPEC – maximizes profits, taking into account price responses both on the demand side and among other producers (Smith, 2005; Hansen and Lindholt, 2008).

Let x_j denote production of producer (group) j , where $j = OPEC, NOPEC$ ($NOPEC$ denotes Non-OPEC countries). Further, let $x_{NOPEC}(p)$ denote Non-OPEC's supply function, and $x_D(p)$ the global oil demand function, where $x_D = x_{OPEC} + x_{NOPEC}$. Thus, OPEC's residual demand function ("call for OPEC") is $x_{OPEC}(p) = x_D(p) - x_{NOPEC}(p)$. OPEC's maximization problem can then be written:

$$(2) \quad \text{Max}_p \left\{ (x_D(p) - x_{NOPEC}(p))p - c(x_D(p) - x_{NOPEC}(p)) \right\}$$

This gives the following first-order condition (with respect to p):

$$(3) \quad (x_D'(p) - x_{NOPEC}'(p))p + (x_D(p) - x_{NOPEC}(p)) - c'(x_D(p) - x_{NOPEC}(p))(x_D'(p) - x_{NOPEC}'(p)) = 0$$

or (simplifying):

$$(4) \quad p + \frac{x_{OPEC}}{(x_D'(p) - x_{NOPEC}'(p))} = c'(x_{OPEC})$$

The second term is negative, and is bigger in absolute value the lower is the price responsiveness of global oil demand and Non-OPEC oil supply. If either of these is very price elastic, it is optimal for the dominant producer to choose a price just above marginal costs. Otherwise, it is optimal to choose a more substantial markup.

What happens if a region such as the EU decides to cap their emissions of CO₂? To simplify, we disregard emissions from other sources than oil, meaning that there is de facto a cap on oil consumption in the EU.¹ It is straightforward to show that the first-order condition for OPEC then changes to:

$$(5) \quad p + \frac{x_{OPEC}}{(x_{D,NONEU}'(p) - x_{NOPEC}'(p))} = c'(x_{OPEC})$$

where $x_{D,NONEU}$ denotes oil demand outside the EU. We see that the only difference between (4) and (5) is that $x_D'(p)$ is replaced by $x_{D,NONEU}'(p)$, which means that the denominator has declined. Consider the case where the EU cap is only marginally below the business-as-usual (BaU) level. What happens to OPEC's optimal oil price level p ? Assume first that the oil price is unchanged from the BaU level. Then x_{OPEC} is practically unchanged. However, this means that the second term on the left-hand side of equation (5) has increased in absolute value, implying instead that it is optimal for OPEC to increase the oil price vis-à-vis the BaU level. That is, policies to cap oil consumption in one region leads to a *higher* oil price, given that the cap is not too strict. If the cap is stricter, the nominator in (5) decreases if p is unchanged, which implies that the optimal oil price may be either higher or lower than the BaU price level.

¹ In the CGE analysis below, we relax this assumption and consider CO₂ emissions from all fossil fuels.

The explanation for a higher oil price is that OPEC by assumption knows that the region's CO₂ price will adjust endogenously depending on the global oil price. Thus, it is optimal for the producer group to try to reap a larger share of the oil rent. This would be different if the region instead introduced a fixed CO₂ tax. One important implication of a higher oil price is that carbon leakage becomes *negative* (again, disregarding other fossil fuels). In the numerical simulations below we shall see that this finding is indeed relevant also in a more sophisticated model based on real world data.

2. Numerical model and policy scenarios

2.1. Model description

Our numerical analysis employs a standard multi-region, multi-sector computable general equilibrium (CGE) model of global trade and energy (Böhringer et al., 2012b) which we extend to reflect alternative assumptions on OPEC's behaviour. Parameterization of the model is based on the latest version of the *Global Trade, Assistance and Production* (GTAP) dataset which includes detailed national accounts on production and consumption (input-output tables) together with bilateral trade flows and CO₂ emissions for up to 129 regions and 57 sectors for the year 2007 (version 8 of GTAP – see Narayanan et al., 2012). We aggregate the GTAP accounts towards a composite dataset that reflects the specific requirements of the policy issue under investigation. At the sectoral level, our composite dataset includes all major primary and secondary energy carriers: coal, crude oil, natural gas, refined oil products, and electricity. In addition, we separate the main emission-intensive and trade-exposed (EITE) sectors:² chemical products, non-metallic minerals, iron and steel products, and non-ferrous metals; these sectors are most affected from shifts in comparative advantage triggered by unilateral emission regulation and thus qualify as the prime candidates for carbon tariffs. At the regional level, the composite dataset accounts for nine geopolitically important regions, including the EU as our reference region for unilateral climate policy and a composite OPEC region. Table 1 summarizes the sectors (commodities) and regions present in our analysis.

² Note that the group of EITE sectors also includes refined oil products (see Table 1).

Table 1: Model sectors and regions

<i>Sectors and commodities</i>	<i>Countries and regions</i>
<i>Energy</i>	Europe – EU-27 plus EFTA
Coal	United States of America
Crude oil	Russia
Natural gas	Remaining Annex 1
Refined oil products*	China
Electricity	India
<i>Emission-intensive & trade-exposed sectors*</i>	Other middle income countries
Chemical products	Other low income countries
Non-metallic minerals	OPEC
Iron and steel industry	
Non-ferrous metals	
<i>Transport sectors</i>	
Air transport	
Water transport	
Other transport	
<i>Other industries and services</i>	
All other manufactures and services	

* Included in the group of *energy-intensive and trade-exposed industries* (EITE).

CGE models build upon general equilibrium theory that combines behavioural assumptions on rational economic agents with the analysis of equilibrium conditions. Our model features a representative agent in each region that receives income from three primary factors: labour, capital, and fossil fuel resources. Labour and capital are intersectorally mobile within a region but immobile between regions. Fossil fuel resources are specific to fossil fuel production sectors in each region. Fossil fuel production is represented by a constant elasticity of substitution (CES) cost function, where at the top level the demand for the specific resource trades off with a Leontief composite of capital, labour, intermediate material, gas, oil, coal and electricity demands. All other commodities are produced according to a nested CES cost function with five levels. At the top level, a CES composite of intermediate material demands trades off with a CES composite of energy, capital, and labour. At the second level, a CES function describes the substitution possibilities between intermediate demand for the energy aggregate (combining electricity, coal, gas, and oil) and a value-added composite of labour and capital. At the third level, capital and labour trade off according to

a CES function; likewise, within the energy aggregate, electricity trades off with the composite of fossil fuels (coal, gas, oil). At the fourth level, a CES function describes the substitution possibilities between coal and the composite of oil and gas. At the fifth level, oil and gas trade off according to a CES function.

Final consumption demand in each region is determined by the representative agent who maximizes welfare subject to a budget constraint with fixed investment and exogenous government provision of public goods and services.

Consumption demand of the representative agent is given as a CES composite that combines consumption of composite energy and an aggregate of other consumption goods.

Crude oil is treated as a homogeneous commodity, i.e., all crude oil flows through a global market with one world-market price. For all other commodities, bilateral trade is specified following Armington's differentiated goods approach, where domestic and foreign goods are distinguished by origin (Armington, 1969). A balance of payment constraint incorporates the base-year trade deficit or surplus for each region. CO₂ emissions are linked in fixed proportions to the use of fossil fuels, with CO₂ coefficients differentiated by the specific fuels carbon content. Having set up the nesting structure of the CES functions in production and consumption, the free parameters are determined through exogenous elasticities and the benchmark data as provided by the GTAP database.³

Table 2 summarizes the five alternative assumptions on OPEC behaviour that we simulate in the CGE model. These are based on the formulations discussed in Section 2. *COM* is the reference behaviour, where OPEC behaves competitively. We will refer to the other alternatives as strategic behaviour. For the strategic responses *FFP*, *FFQ* and *FFR*, OPEC rations its crude oil supply in order to meet the respective strategic objectives, i.e., quantity, price or revenue targets. These targets are set to the pre-policy level, i.e., the business-as-usual (BaU) situation without climate

³ The GTAP database contains Armington trade elasticities and value-added elasticities. The elasticities of substitution in fossil fuel sectors are calibrated to match exogenous estimates of fossil-fuel supply elasticities (Graham et al., 1999; Krichene, 2002).

policy regulations. Implementation of the dominant producer (*DOM*) behaviour in the BaU involves a cost-markup calibration for OPEC’s crude oil production which is consistent with profit maximization given the benchmark data.

Table 2: Alternative formulations of OPEC behaviour in the CGE model

<i>COM</i>	OPEC behaves as a competitive producer (no strategic OPEC response).
<i>FFP</i>	OPEC rations crude oil supply to hold the world market crude oil price at the business-as-usual level.
<i>FFQ</i>	OPEC holds its crude oil supply constant at the business-as-usual level.
<i>FFR</i>	OPEC rations crude oil supply in order to hold their crude oil revenues constant at the business-as-usual level.
<i>DOM</i>	OPEC exploits market power to maximize its profit in the oil market, i.e., OPEC behaves as a dominant producer.

2.2. Policy scenarios

We consider two alternative climate policy scenarios in the EU (see Table 3). In the first scenario – labelled TAX – the EU imposes an economy-wide CO₂ price, either through a uniform CO₂ tax or a comprehensive emissions trading system. In the second scenario – labelled BTA – the EU in addition implements carbon tariffs for EITE sectors, that is, tariffs on the carbon embodied in imported EITE goods.⁴

Table 3: Climate policy scenarios in the EU

TAX	The EU implements a uniform CO ₂ price.
-----	--

⁴ The tariff is applied to the specific embodied carbon of imported goods from trading partners. Embodied carbon in our simulations includes both the direct CO₂ content from combustion of fossil fuels and the indirect CO₂ content originating from the use of electricity as an intermediate input.

BTA The EU implements a uniform CO₂ price joint with carbon tariffs on EITE imports.

The two climate policy scenarios are simulated for all five alternative OPEC formulations listed in Table 2. Unless otherwise stated, impacts are reported as percentage changes in key indicators from the Business-as-Usual (BaU) situation without emission regulation.

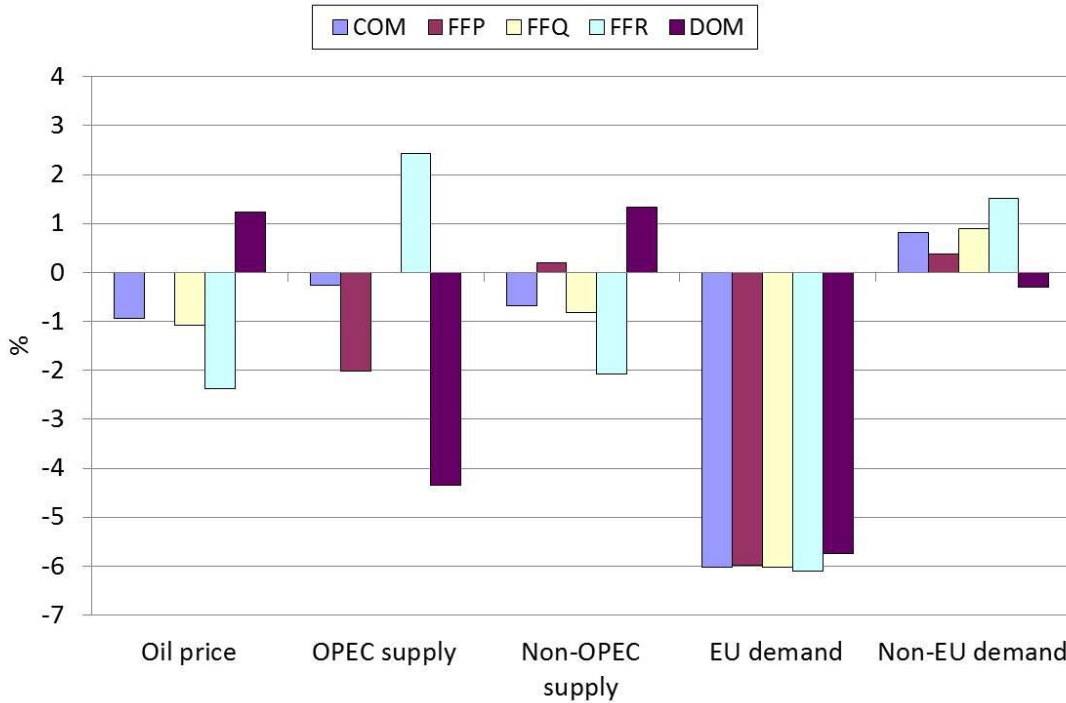
Across all central case simulations, global CO₂ emissions are kept constant. Thus, the global environmental effectiveness remains identical, and we can compare welfare without taking into account the damages of climate change, which are difficult to quantify. The global emission target is determined by the world-wide CO₂ emissions that emerge from the TAX scenario where the EU reduces domestic CO₂ emissions by 20% compared to the BaU emission level and OPEC behaves in a competitive manner (variant *COM*).⁵ Keeping with the global emission constraint requires that the domestic emission reduction target of the unilaterally abating region – here the EU – is scaled endogenously to compensate for policy-induced changes in emission leakage. Leakage reduction through carbon tariffs then implies that the EU can relax its own cap in order to meet the global emission constraint.

3. Numerical results

We first consider how climate policies in the EU affect the international crude oil market, given the different OPEC assumptions described above. Figure 1 shows the effects on the oil price, OPEC and Non-OPEC supply, and EU and Non-EU consumption of crude oil. When we compare the fixed price and fixed supply alternatives, we notice that the latter alternative is closer to the reference assumption of competitive behaviour by OPEC, in which case the oil price is reduced relatively more than OPEC supply. With a fixed price, Non-OPEC supply increases slightly while crude oil consumption outside the EU increases much less compared to the reference case with competitive OPEC behaviour.

⁵ In our results section we also discuss how impacts change for the case that we introduce a target for EU emissions only as well as for the case of a fixed CO₂ tax.

Figure 1: Effects on the crude oil price, crude oil supply in OPEC and Non-OPEC, and crude oil demand in EU and Non-EU in the TAX scenario (% from BaU) for the five alternative assumptions on OPEC behaviour



If we rather assume that OPEC aims to maintain a fixed amount of gross revenue from crude oil sales, OPEC has to increase supply by more than two per cent, in which case the crude oil price drops by the same rate. The intuition here is the following: A change in OPEC supply by $x\%$ changes the oil price by less than $x\%$, implying that OPEC's gross revenues are increasing in OPEC supply. Thus, since climate policies in the EU have a dampening effect on OPEC revenues (through lower price and/or lower supply), OPEC must raise production to maintain its initial revenue.⁶ Crude oil consumption outside the EU then increases more than under the reference (competitive) assumption.

⁶ In the short run, OPEC may have to to *reduce* rather than increase output to maintain short-run revenues as crude oil demand and Non-OPEC supply would be rather inelastic.

In the dominant producer case (*DOM*) we find that it is optimal for OPEC to cut back on supply even more than in the case with a fixed price target. CO₂ emissions pricing in the EU then implies that the global price of crude oil *increases* rather than *decreases* (see our analytical finding at the end of Section 2). With higher crude oil prices, oil producers outside OPEC step up their production while crude oil consumption outside the EU declines. As a consequence, leakage through the oil market becomes negative instead of positive.

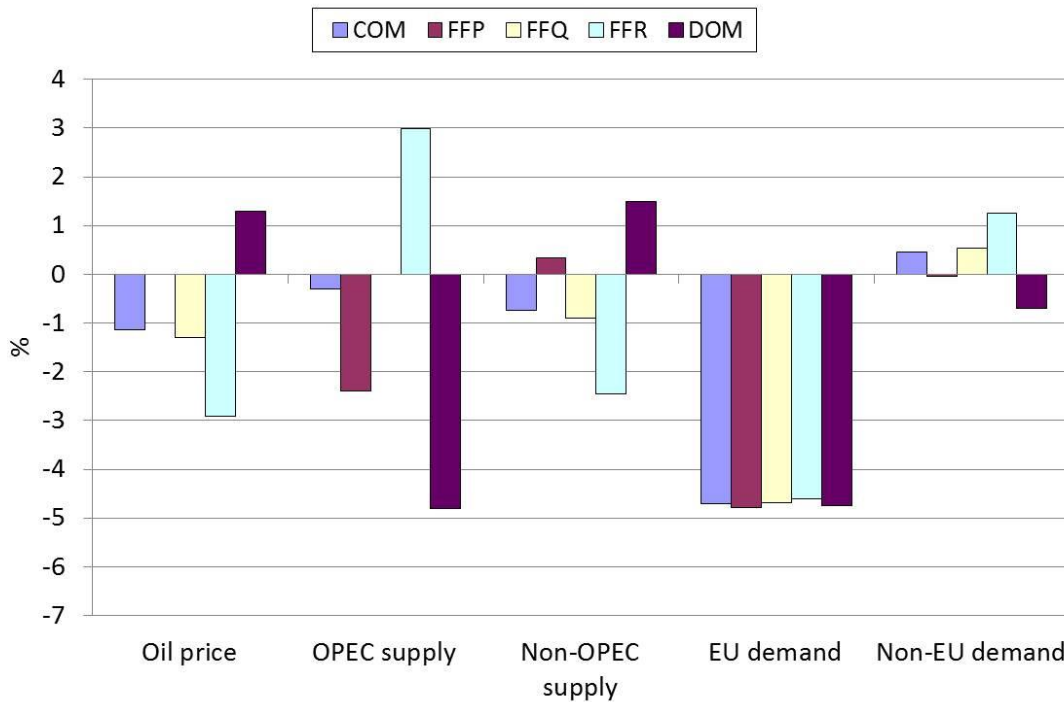
Under strategic profit maximization, we notice that OPEC decides to capture a larger part of the total oil rent (i.e., the difference between the end-user price and unit production costs – see the theoretical literature on the strategic interaction between OPEC and oil consuming countries referred to in the introduction). The main explanation is that OPEC knows (by assumption) that a higher oil price will reduce the CO₂ price in the EU that is necessary to achieve the emission reduction target (see Figure 3 below). A further explanation for OPEC supply rationing in the *DOM* variant is that emissions pricing reduces the oil intensity of the EU economy, e.g., through more energy-efficient means of transport and capital equipments. Hence, the price responsiveness of oil demand in the EU declines,⁷ and this makes it more profitable for OPEC to restrict supply in order to achieve a higher price (Kverndokk and Rosendahl, 2013).

Figure 2 shows the impacts in the oil market when the EU complements domestic emissions pricing with carbon tariffs on imports of EITE goods (scenario BTA). We see that the effects are quite similar to those in Figure 1 for the TAX scenario. If we focus on the case where OPEC acts as a dominant producer, the price and quantity effects are slightly stronger than in the scenario with domestic emissions pricing only. That is, BTA makes it even more profitable for OPEC to cut back on supply in order to achieve higher oil prices. Again, the explanation is related to the effects on the CO₂ price, which is lower for the dominant producer variant (*DOM*) as compared to the competitive producer variant (*COM*), see Figure 3. Furthermore, a lower CO₂ price means a lower carbon tariff on goods imported from other

⁷ The price elasticity of EU oil demand (which is endogenous in our CGE model) declines by 10-15% when going from the BaU scenario to the TAX scenario. Price responsiveness outside the EU also declines slightly, so that the price elasticity of global oil demand declines by around 5%.

regions, which stimulates oil demand from these regions, too (again, compared to the *COM* variant where OPEC acts competitively).

Figure 2: Effects on the crude oil price, crude oil supply in OPEC and Non-OPEC, and crude oil demand in EU and Non-EU in the BTA scenario (% from BaU) for the five alternative assumptions on OPEC behaviour



Concerning crude oil consumption in the EU, there are two opposing effects of a higher oil price. On the one hand, a higher oil price incentivizes oil consumers in the EU to switch from oil to other fossil fuels. On the other hand, the higher oil price means that the EU to a lesser extent has to compensate for carbon leakage in order to meet the global emissions target. Hence, the EU's domestic emissions do not have to decrease as much as with a lower oil price (cf. the CO₂ prices), and thus consumption of all fossil fuels increases relative to scenarios with a lower oil price. In the TAX scenario, the latter effect dominates, as the EU consumes more crude oil under *DOM* than under *COM*, while in the BTA scenario the two effects more or less cancel out. We see a similar pattern when comparing the results of the *FFP* and *FFR* variants.

Figure 3: CO₂ price in the EU under TAX and BTA for the five alternative assumptions on OPEC behaviour

(USD/ton)



Figure 4: Leakage under TAX and BTA for the five alternative assumptions on OPEC behaviour (%)



What are the implications for carbon leakage induced by unilateral EU climate policies? Figure 4 shows the leakage rates under TAX and BTA for the five alternative assumptions about OPEC behaviour.⁸ For the reference assumption of competitive behaviour (*COM*), the leakage rate amounts to 18.3% in the TAX scenario, and drops to 14.1% in the BTA scenario. Thus, roughly one quarter of leakage is avoided by introducing carbon tariffs. These figures are in line with previous estimates in the literature (e.g., Böhringer et al., 2012c). Mirroring our findings for the oil market (see Figures 1 and 2), Figure 4 indicates that keeping OPEC's supply, OPEC's revenue or the international crude oil price fixed leads to only moderate changes in the leakage rates. Much more remarkable are the implications for leakage when we assume that OPEC acts as a dominant producer. With CO₂ pricing and without carbon tariffs, the leakage rate is halved to 9.2%, echoing our observation in Figure 1 where we noticed that crude oil consumption outside the EU declined due to a higher oil price. Figure 4 shows that emission increases due to higher consumption of coal and natural gas more than compensate for this. Nevertheless, the crude oil market setting under *DOM* has a strong impact on overall carbon leakage.

Figure 4 reports that the leakage rate for the dominant producer assumption drops to 4.1% as the EU implements additional carbon tariffs on EITE imports – in this case, leakage through the competitiveness channel, i.e., the EITE goods markets, is more or less absent. Leakage through the coal and gas markets thus still more than compensates the negative leakage through the oil market, but overall leakage is significantly lower than for the reference assumption of competitive OPEC behaviour.

Figure 5: Global welfare costs under TAX and BTA for the five alternative assumptions on OPEC behaviour (% from BaU)

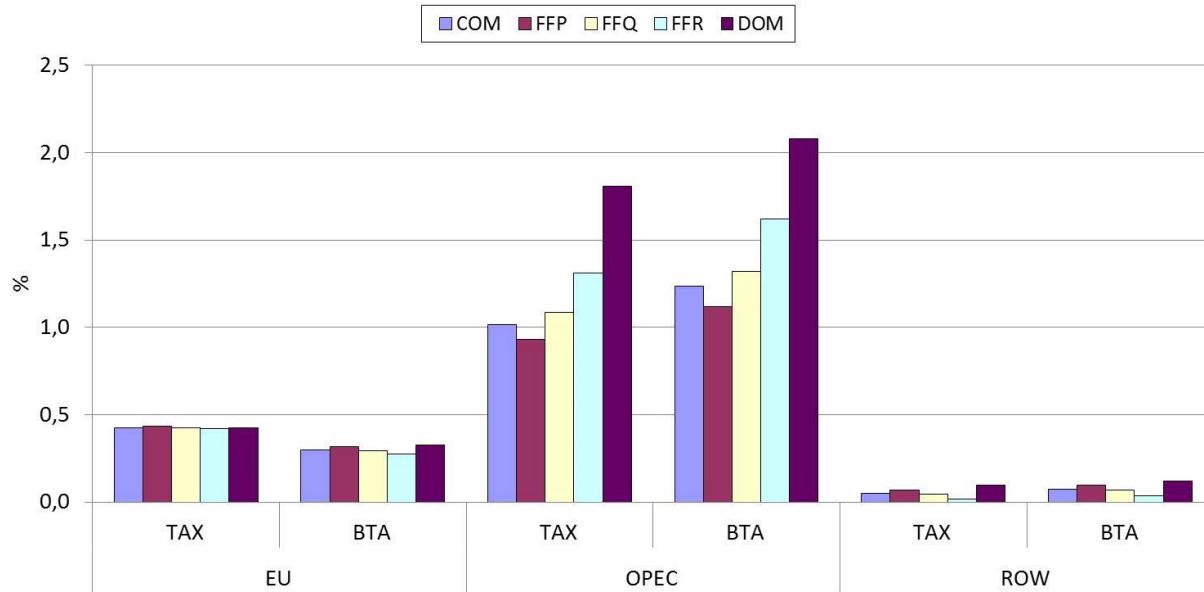
⁸ The leakage rate is defined as the change in emissions of regions without emission regulation over the domestic emission reduction of the regulated regions. A leakage rate of 50%, for instance, means that half of the domestic emission reduction is offset by increases in emissions abroad.



Although OPEC's behaviour under the dominant producer assumption leads to negative leakage through the oil market and thereby depresses the CO₂ price in the EU, the global compliance costs are up to 50% higher in this case than if OPEC behaves competitively or keeps price, supply or revenue fixed (see Figure 5). The reasoning behind is that in the *DOM* variant too much mitigation takes place through reduced oil consumption in order to achieve the given target level of global emissions. Some of this mitigation occurs outside the EU, i.e., in regions without climate policy, due to OPEC's decision to cut back on supply as a response to the EU's climate policy. For the global economy, it would have been less costly if some of the reduction in oil consumption was replaced by bigger reductions in coal and gas consumption. We also notice that carbon tariffs reduce global compliance costs in all scenarios, but in the dominant producer model the global cost savings are rather small.

Figure 6 shows that the EU's compliance costs do not increase if OPEC acts as a dominant producer. On the one hand, higher oil prices imply that mitigation takes place to a larger extent via reduced oil consumption, and to a lesser extent via reduced coal and gas consumption (compared to our reference assumption with competitive OPEC behaviour). On the other hand, the lower leakage rates and corresponding reduction in the CO₂ price imply less overall mitigation within the EU (and less emissions outside the EU), which reduces compliance costs for the EU.

Figure 6: Welfare costs for EU, OPEC and Rest-of-world under TAX and BTA for the five alternative assumptions on OPEC behaviour (% from BaU).



As expected, aggregate welfare in non-EU and non-OPEC countries is reduced the most when OPEC acts as a dominant producer and the oil price increases. OPEC countries are hit relatively hard by stringent climate policies in the EU, as demand for their oil exports declines.⁹

In our central case simulations we have assumed that the EU is concerned about global CO₂ emissions, and thus adjusts its CO₂ price in order to compensate for carbon leakage.¹⁰ Alternatively, we may assume that the EU, although concerned about global emissions, sets its target for domestic emissions only. With a target for EU emissions instead of global emissions, the incentives for OPEC to cut back on supply weaken, as the EU is no longer concerned about

⁹ Interestingly, OPEC losses are particularly pronounced for the dominant producer assumption. The reason is that in the *DOM* variant we have assumed lower crude oil production costs for OPEC, and a positive markup, in order to make this alternative consistent with the benchmark data. Hence, OPEC earns more from its crude production, and thus loses more when oil demand declines.

¹⁰ As a matter of fact, the allocation of free allowances in the EU ETS to EITE industries is much driven by concerns on carbon leakage.

the effects on emissions outside the EU. OPEC's supply reduction is still larger than in the competitive case, but the oil price now decreases. The leakage rate is 16.5% with OPEC being a dominant producer, compared to 18.3% with OPEC behaving competitively (in the TAX scenarios). If the EU implements a fixed CO₂ price rather than a fixed EU emissions cap, the strategic influence of OPEC through affecting the CO₂ price in the EU vanishes completely. OPEC then is to a lesser extent able to shift carbon rents and resource rents through higher oil prices. In this setting, the outcome is relative similar whether OPEC behaves as a competitive or a dominant producer. The leakage rates now become 18.3 and 17.6% in the two cases, respectively.

To test the robustness of our results, we have performed a series of sensitivity analysis varying the unilateral emission reduction target, the Armington elasticities for EITE goods, and the fossil fuel supply elasticities. Table 4 reports leakage rates and global welfare costs for the TAX and BTA scenarios, focusing on the two variants where OPEC behaves competitively (*COM*) and as a dominant producer (*DOM*) respectively.¹¹

Firstly, we vary the reference emission reduction target of 20% to either 10% ($0.5 \cdot ref$) or 30% ($2 \cdot ref$). As expected, leakage increases in the stringency of the unilateral emission reduction target. The differences in leakage rates between the *COM* and the *DOM* alternatives remain robust. When OPEC acts as a dominant producer and the EU levies carbon tariffs on imported EITE goods, leakage vanishes almost completely for the 10% emission reduction target. Global welfare costs increase overproportionally towards higher emission reduction targets, both under *COM* and *DOM*. Emission reduction is getting increasingly expensive as low-cost abatement options are exhausted. As in our reference case setting, global costs are highest when OPEC acts as a dominant producer; likewise carbon tariffs hardly reduce these costs in this case (*DOM_BTA*).

Table 4: Sensitivity analysis

¹¹ As in our core simulations, we assume that the EU adjusts its emissions price to keep global emissions at the outcome of the TAX scenario.

	Leakage rates (%)				Global welfare costs (% from BaU)			
	<i>COM</i>		<i>DOM</i>		<i>COM</i>		<i>DOM</i>	
	TAX	BTA	TAX	BTA	TAX	BTA	TAX	BTA
<i>ref</i>	18.3	14.1	9.2	4.1	0.20	0.18	0.26	0.26
	<u>Emission reduction target</u>							
<i>0.5·ref</i>	15.4	12.5	6.3	1.5	0.06	0.06	0.10	0.10
<i>1.5·ref</i>	21.5	15.9	11.7	5.5	0.47	0.41	0.50	0.50
	<u>Armington elasticities for EITE goods</u>							
<i>0.5·ref</i>	16.6	14.3	7.4	4.4	0.19	0.19	0.26	0.26
<i>2·ref</i>	20.8	14.1	12.5	3.9	0.21	0.18	0.26	0.25
	<u>Fossil fuel supply elasticities</u>							
<i>0.5·ref</i>	25.4	21.8	9.2	5.7	0.20	0.18	0.28	0.27
<i>2·ref</i>	13.8	9.3	12.1	7.3	0.20	0.18	0.22	0.20

Regarding the choice of key elasticities we consider the cases where we either halve (*0.5·ref*) or double (*2·ref*) the Armington elasticities or the fossil fuel supply elasticities respectively. For domestic emissions pricing in the EU without supplemental carbon tariffs (TAX), higher Armington elasticities imply higher leakage rates. Leakage through the competitiveness channel increases, as EITE goods become closer substitutes on international markets. Carbon tariffs counteract leakage through this channel, keeping leakage rates relatively stable across alternative choices for Armington elasticities.

For competitive OPEC behaviour higher fossil fuel supply elasticities work in the opposite direction than higher Armington elasticities, since fossil fuel suppliers react stronger to negative demand shocks induced by climate policies. However, when OPEC acts as a dominant producer, higher price responsiveness by Non-OPEC producers also implies that the producer group is less able to exploit market power, i.e., higher crude oil prices trigger more Non-

OPEC supply than in the case of lower fossil fuel supply elasticities. With higher fuel supply elasticities the market moves more in the direction of the competitive setting, and leakage increases rather than decreases. When supply elasticities are lower, OPEC's market power increases such that leakage through the oil market decreases. Yet, as leakage through the competitive coal and gas markets increases, the net effect on leakage is close to zero in our simulations (compare the outcome for lower fuel supply elasticities with the outcome of our reference scenario for the combination *DOM_TAX*).

Global welfare costs are not much changed when we vary the Armington or fossil fuel elasticities (except for the case of higher fossil fuel elasticities when the oil market gets closer to a competitive market).

To sum up: Our main conclusions – lower leakage rates and higher global welfare costs for the case that OPEC behaves as a dominant producer – are robust across alternative choices for emission reduction targets and key elasticities.¹²

4. Conclusions

In this paper we have shown that the extent of carbon leakage for unilateral climate policies depends crucially on how OPEC behaves in the oil market. For our central case parameterization, we have seen that leakage induced by unilateral CO₂ pricing in the EU may vary between 9% and 22%, depending on OPEC's behaviour. If CO₂ pricing is supplemented with carbon tariffs, so that leakage through the EITE markets (the competitiveness channel) is more or less mitigated, overall leakage rates vary between 4% and 19%. Thus, leakage through international energy markets (the fossil-fuel-price channel) depends very much on how OPEC responds to unilateral climate policies.

Leakage rates at the lower end of our estimated range are obtained if we assume that OPEC acts as a dominant producer, i.e., maximizes net revenues from its crude oil production. In this case, OPEC finds it profitable to cut back

¹² Unless supply elasticities are quite high, so that OPEC is hardly able to exploit market power.

its supply of oil to an extent that the world market price of oil increases instead of decreases, which would emerge for competitive OPEC behaviour. This is because OPEC anticipates that the EU will adjust domestic emissions to reach a given global emission level. Hence, a higher oil price leads to a lower CO₂ price shifting carbon rents and oil resource rents in favour of OPEC.

If the EU sets its climate policy target only with respect to its own emissions, implemented through an emissions trading system with a fixed cap on domestic emissions, OPEC is less able to affect the CO₂ price and thereby shift oil rents by increasing the oil price. Hence, leakage is less reduced compared to the reference (competitive) case. This is even more so if the EU implements a fixed CO₂ price, i.e., a tax on CO₂ emissions.

It should be noted that the EU may affect OPEC's strategic influence and behaviour through its choice between a fixed target for global or own emissions, or a fixed price on emissions. Implementing a fixed target on global emissions will lead to lower leakage rates, but higher global welfare costs when OPEC behaves as a dominant producer. Welfare costs in the EU are not much affected though, since more of the emissions reductions are shifted to non-EU countries when OPEC imposes large cutbacks in its oil supply. Hence, by introducing a target for global emissions, the EU is able to shift some of the burden of global emissions reductions to non-EU countries, thereby playing on the strategic behaviour of OPEC.

Finally, we notice that our analysis adopts a static perspective, in line with the bulk part of the applied literature on leakage. An interesting extension, given that oil is a non-renewable resource, could be to formulate a dynamic or intertemporal model in the tradition of Hotelling (1931). We leave this to future research.

References

Alhajji, A. and D. Huettner (2000a): OPEC and World Crude Oil Markets From 1973 to 1994: Cartel, Oligopoly, or Competitive? *The Energy Journal* 21(3), 31-60.

Alhajji, A. F. and D. Huettner (2000b): The Target Revenue Model and the World Oil Market: Empirical Evidence from 1971 to 1994, *The Energy Journal* 21(2), 121-143.

Armington, P.S., 1969. A Theory of Demand for Products Distinguished by Place of Production. *International Monetary Fund Staff Papers* 16(1), 159–176.

Berg, E., S. Kverndokk and K.E. Rosendahl (2002): Oil Exploration under Climate Treaties, *Journal of Environmental Economics and Management* 44, 493-516.

Bernard, A.L., C. Fischer and A.K. Fox (2007): Is there a rationale for output-based rebating of environmental levies? *Resource and Energy Economics* 29, 83-101.

Böhringer, C., C. Fischer, and K.E. Rosendahl (2010): The Global Effects of Subglobal Climate Policies. *The B.E. Journal of Economic Analysis & Policy* 10 (2) (Symposium), Article 13.

Böhringer, C., C. Fischer, and K.E. Rosendahl (2011): Cost-Effective Unilateral Climate Policy Design: Size Matters, RFF Discussion Papers 11-34, Washington: Resources for the future.

<http://rff.org/Publications/Pages/PublicationDetails.aspx?PublicationID=21608>

Böhringer, C., Carbone, J. C. and Rutherford, T. F. (2012a): Unilateral Climate Policy Design: Efficiency and Equity Implications of Alternative Instruments to Reduce Carbon Leakage, *Energy Economics* 34, S208-S217.

Böhringer, C., Bye, B., Faehn, T., and Rosendahl, K. E. (2012b): Alternative designs for tariffs on embodied carbon: A global cost-effectiveness analysis, *Energy Economics* 34, S143-S153.

Böhringer, C., Balistreri, E.J., and T.F. Rutherford (2012c): The role of border carbon adjustment in unilateral climate policy: Overview of an Energy Modeling Forum study (EMF 29), , *Energy Economics* 34, S97-S110.

Bråten, J. and R. Golombek (1998): OPEC's Response to International Climate Agreements, *Environmental and Resource Economics* 12, 425–442.

Dullieux, R., L. Ragot and K. Schubert (2011): *Scandinavian Journal of Economics* 113, 798–824.

Fischer, C. and A.K. Fox (2012): Comparing policies to combat emissions leakage: Border carbon adjustments versus rebates, *Journal of Environmental Economics and Management* 64, 199–216.

Graham, P., S. Thorpe and L. Hogan (1999): Non-competitive market behaviour in the international coking coal market, *Energy Economics* 21(3), 195-212.

Griffin, J.M. (1985): OPEC behaviour: a test of alternative hypotheses, *American Economic Review* 75, 954–963.

Hansen, P.V. and L. Lindholt (2008): The market power of OPEC 1973–2001, *Applied Economics* 40, 2939–2959.

Haurie, A. and M. Vielle (2010): A Metamodel of the Oil Game under Climate Treaties, *INFOR* 48, 215–228.

Hotelling, H. (1931): The economics of exhaustible resources, *The Journal of Political Economy* 39, 137-175.

Krichene, N. (2002): World crude oil and natural gas: a demand and supply model, *Energy Economics* 24(6), 557-576.

Kverndokk, S. and K.E. Rosendahl (2013): The Effects of Transport Regulation on the Oil Market. Does Market Power Matter? forthcoming in *Scandinavian Journal of Economics*. DOI: 10.1111/sjoe.12013.

- Liski, M. and O. Tahvonen (2004): Can Carbon Tax Eat Opec's Rents? *Journal of Environmental Economics and Management* 47, 1-12.
- Mattoo, A., A. Subramanian, D. Van der Mensbrugge and J. He (2009): Reconciling Climate Change and Trade Policy, Policy Research Working Paper 5123 (November 1). Washington, D.C.: World Bank.
- Narayanan, G., Badri, Aguiar, A., and R. McDougall (2012): *Global Trade, Assistance, and Production: The GTAP 8 Data Base*, Center for Global Trade Analysis, Purdue University.
- Rubio, S. and L. Escriche (2001): Strategic Pigouvian Taxation, Stock Externalities, and Polluting Non-Renewable Resources, *Journal of Public Economics* 79, 297–313.
- Salant, S. (1976): Exhaustible Resources and Industrial Structure: A Nash-Cournot Approach to the World Oil Market, *Journal of Political Economy* 84, 1079–93.
- Smith, J.L. (2005): Inscrutable OPEC? Behavioural Tests of the Cartel Hypothesis, *The Energy Journal* 26(1), 51–82.
- Tahvonen, O. (1995): International CO₂ Taxation and the Dynamics of Fossil Fuel Markets, *International Tax and Public Finance* 2, 261–278.
- Tahvonen, O. (1996): Trade with Polluting Non-Renewable Resources, *Journal of Environmental Economics and Management* 30, 1–17.
- Wie, J., M. Wennlock, D.J.A. Johansson and T. Sterner (2011): The Fossil Endgame. Strategic Oil Price Discrimination and Carbon Taxation, RFF Discussion Paper 11-26, Washington: Resources for the future.

Wirl, F. (1994): Pigouvian Taxation of Energy for flow and Stock Externalities and Strategic Noncompetitive Energy Pricing, *Journal of Environmental Economics and Management* 26, 1-18.

Wirl, F. (1995): The Exploitation of Fossil Fuels under the Threat of Global Warming and Carbon Taxes: A Dynamic Game Approach, *Environmental and Resource Economics* 5, 333-52.

Wirl, F. (2011): Global warming: Prices versus quantities from a strategic point of view, *Journal of Environmental Economics and Management* 64, 217-229.

Zuletzt erschienen /previous publications:

- V-303-08 **Heinz Welsch, Jan Kühling**, Pro-Environmental Behavior and Rational Consumer Choice: Evidence from Surveys of Life Satisfaction
- V-304-08 **Christoph Böhringer and Knut Einar Rosendahl**, Strategic Partitioning of Emissions Allowances Under the EU Emission Trading Scheme
- V-305-08 **Niels Anger, Christoph Böhringer and Ulrich Oberndorfer**, Public Interest vs. Interest Groups: Allowance Allocation in the EU Emissions Trading Scheme
- V-306-08 **Niels Anger, Christoph Böhringer and Andreas Lange**, The Political Economy of Environmental Tax Differentiation: Theory and Empirical Evidence
- V-307-08 **Jan Kühling and Tobias Menz**, Population Aging and Air Pollution: The Case of Sulfur Dioxide
- V-308-08 **Tobias Menz, Heinz Welsch**, Population Aging and Environmental Preferences in OECD: The Case of Air Pollution
- V-309-08 **Tobias Menz, Heinz Welsch**, Life Cycle and Cohort Effects in the Valuation of Air Pollution: Evidence from Subjective Well-Being Data
- V-310-08 **Udo Ebert**, The relationship between individual and household welfare measures of WTP and WTA
- V-311-08 **Udo Ebert**, Weakly decomposable inequality measures
- V-312-08 **Udo Ebert**, Taking empirical studies seriously: The principle of concentration and the measurement of welfare and inequality
- V-313-09 **Heinz Welsch**, Implications of Happiness Research for Environmental Economics
- V-314-09 **Heinz Welsch, Jan Kühling**, Determinants of Pro-Environmental Consumption: The Role of Reference Groups and Routine Behavior
- V-315-09 **Christoph Böhringer and Knut Einar Rosendahl**, Green Serves the Dirtiest: On the Interaction between Black and Green Quotas
- V-316-09 **Christoph Böhringer, Andreas Lange, and Thomas P. Rutherford**, Beggar-thy-neighbour versus global environmental concerns: an investigation of alternative motives for environmental tax differentiation
- V-317-09 **Udo Ebert**, Household willingness to pay and income pooling: A comment
- V-318-09 **Udo Ebert**, Equity-regarding poverty measures: differences in needs and the role of equivalence scales
- V-319-09 **Udo Ebert and Heinz Welsch**, Optimal response functions in global pollution problems can be upward-sloping: Accounting for adaptation
- V-320-10 **Edwin van der Werf**, Unilateral climate policy, asymmetric backstop adoption, and carbon leakage in a two-region Hotelling model
- V-321-10 **Jürgen Bitzer, Ingo Geishecker, and Philipp J.H. Schröder**, Returns to Open Source Software Engagement: An Empirical Test of the Signaling Hypothesis
- V-322-10 **Heinz Welsch, Jan Kühling**, Is Pro-Environmental Consumption Utility-Maximizing? Evidence from Subjective Well-Being Data
- V-323-10 **Heinz Welsch und Jan Kühling**, Nutzenmaxima, Routinen und Referenzpersonen beim nachhaltigen Konsum
- V-324-10 **Udo Ebert**, Inequality reducing taxation reconsidered
- V-325-10 **Udo Ebert**, The decomposition of inequality reconsidered: Weakly decomposable measures
- V-326-10 **Christoph Böhringer and Knut Einar Rosendahl**, Greening Electricity More Than Necessary: On the Excess Cost of Overlapping Regulation in EU Climate Policy
- V-327-10 **Udo Ebert and Patrick Moyes**, Talents, Preferences and Inequality of Well-Being
- V-328-10 **Klaus Eisenack**, The inefficiency of private adaptation to pollution in the presence of endogeneous market structure
- V-329-10 **Heinz Welsch**, Stabilität, Wachstum und Well-Being: Wer sind die Champions der Makroökonomie?
- V-330-11 **Heinz Welsch and Jan Kühling**, How Has the Crisis of 2008-2009 Affected Subjective Well-Being?
- V-331-11 **Udo Ebert**, The redistribution of income when needs differ
- V-332-11 **Udo Ebert and Heinz Welsch**, Adaptation and Mitigation in Global Pollution Problems: Economic Impacts of Productivity, Sensitivity, and Adaptive Capacity

- V-333-11 **Udo Ebert and Patrick Moyes**, Inequality of Well-Being and Isoelastic Equivalence Scales
- V-334-11 **Klaus Eisenack**, Adaptation financing as part of a global climate agreement: is the adaptation levy appropriate?
- V-335-11 **Christoph Böhringer and Andreas Keller**, Energy Security: An Impact Assessment of the EU Climate and Energy Package
- V-336-11 **Carsten Helm and Franz Wirl**, International Environmental Agreements: Incentive Contracts with Multilateral Externalities
- V-337-11 **Christoph Böhringer, Bouwe Dijkstra, and Knut Einar Rosendahl**, Sectoral and Regional Expansion of Emissions Trading
- V-338-11 **Christoph Böhringer and Victoria Alexeeva-Talebi**, Unilateral climate policy and competitiveness: The implications of differential emission pricing
- V-339-11 **Christoph Böhringer, Carolyn Fischer, and Knut Einar Rosendahl**, Cost-Effective Unilateral Climate Policy Design: Size Matters
- V-340-11 **Christoph Böhringer, Jared C. Carbone, Thomas F. Rutherford**, Embodied Carbon Tariffs
- V-341-11 **Carsten Helm and Stefan Pichler**, Climate Policy with Technology Transfers and Permit Trading
- V-342-11 **Heinz Welsch and Jan Kühling**, Comparative Economic Performance and Institutional Change in OECD Countries: Evidence from Subjective Well-Being Data
- V-343-11 **Heinz Welsch and Jan Kühling**, Anti-Inflation Policy Benefits the Poor: Evidence from Subjective Well-Being Data
- V-344-12 **Klaus Eisenack und Leonhard Kähler**, Unilateral emission reductions can lead to Pareto improvements when adaptation to damages is possible
- V-345-12 **Christoph Böhringer, Brita Bye, Taran Fæhn, Knut Einar Rosendahl** Alternative Designs for Tariffs on Embodied Carbon: A Global Cost-Effectiveness Analysis
- V-346-12 **Christoph Böhringer, Jared C. Carbone, Thomas F. Rutherford**, Efficiency and Equity Implications of Alternative Instruments to Reduce Carbon Leakage
- V-347-12 **Christoph Böhringer, Andreas Lange, Thomas F. Rutherford**, Optimal Emission Pricing in the Presence of International Spillovers: Decomposing Leakage and Terms-of-Trade Motives
- V-348-12 **Carsten Helm, Dominique Demougin**, Incentive Contracts and Efficient Unemployment Benefits in a Globalized World
- V-349-12 **Heinz Welsch**, Organic Food and Human Health: Instrumental Variables Evidence
- V-350-12 **Heinz Welsch, Jan Kühling**, Competitive Altruism and Endogenous Reference Group Selection in Private Provision of Environmental Public Goods
- V-351-13 **Jürgen Bitzer, Erkan Gören**, Measuring Capital Services by Energy Use: An Empirical Comparative Study
- V-352-13 **Erkan Gören**, Economic Effects of Domestic and Neighbouring Countries' Cultural Diversity
- V-353-13 **Erkan Gören**, How Ethnic Diversity affects Economic Development?
- V-354-13 **Christoph Böhringer, Thomas F. Rutherford, Marco Springmann**; Clean-Development Investments: An Incentive-Compatible CGE Modelling Framework
- V-355-13 **Christoph Böhringer, Knut Einar Rosendahl, Jan Schneider**, Unilateral Climate Policy: Can Opec Resolve the Leakage Problem?