

Spahn, Peter

Working Paper

The bank lending channel in a simple macro model: How to extend the Taylor Rule?

ROME Discussion Paper Series, No. 14-09

Provided in Cooperation with:

Research Network "Research on Money in the Economy" (ROME)

Suggested Citation: Spahn, Peter (2014) : The bank lending channel in a simple macro model: How to extend the Taylor Rule?, ROME Discussion Paper Series, No. 14-09, Research On Money in the Economy (ROME), s.l.

This Version is available at:

<https://hdl.handle.net/10419/104783>

Standard-Nutzungsbedingungen:

Die Dokumente auf EconStor dürfen zu eigenen wissenschaftlichen Zwecken und zum Privatgebrauch gespeichert und kopiert werden.

Sie dürfen die Dokumente nicht für öffentliche oder kommerzielle Zwecke vervielfältigen, öffentlich ausstellen, öffentlich zugänglich machen, vertreiben oder anderweitig nutzen.

Sofern die Verfasser die Dokumente unter Open-Content-Lizenzen (insbesondere CC-Lizenzen) zur Verfügung gestellt haben sollten, gelten abweichend von diesen Nutzungsbedingungen die in der dort genannten Lizenz gewährten Nutzungsrechte.

Terms of use:

Documents in EconStor may be saved and copied for your personal and scholarly purposes.

You are not to copy documents for public or commercial purposes, to exhibit the documents publicly, to make them publicly available on the internet, or to distribute or otherwise use the documents in public.

If the documents have been made available under an Open Content Licence (especially Creative Commons Licences), you may exercise further usage rights as specified in the indicated licence.

R O M E

Research On Money in the Economy

No. 14-09 – September 2014

The Bank Lending Channel in a Simple Macro Model – How to Extend the Taylor Rule?

Peter Spahn

ROME Discussion Paper Series

"Research on Money in the Economy" (ROME) is a private non-profit-oriented research network of and for economists, who generally are interested in monetary economics and especially are interested in the interdependences between the financial sector and the real economy. Further information is available on www.rome-net.org.

ISSN 1865-7052

Research On Money in the Economy

Discussion Paper Series

ISSN 1865-7052

No 2014-09, September 2014

The Bank Lending Channel in a Simple Macro Model – How to Extend the Taylor Rule?*

Peter Spahn

Prof. Dr. Peter Spahn

University of Hohenheim, Department of Economics

Chair for Economic Policy (520A)

D-70593 Stuttgart

e-mail: peter.spahn@uni-hohenheim.de

NOTE: Working papers in the “Research On Money in the Economy” Discussion Paper Series are preliminary materials circulated to stimulate discussion and critical comment. The analysis and conclusions set forth are those of the author(s) and do not indicate concurrence by other members of the research network ROME. Any reproduction, publication and reprint in the form of a different publication, whether printed or produced electronically, in whole or in part, is permitted only with the explicit written authorisation of the author(s). References in publications to ROME Discussion Papers (other than an acknowledgment that the writer has had access to unpublished material) should be cleared with the author(s) to protect the tentative character of these papers. As a general rule, ROME Discussion Papers are not translated and are usually only available in the original language used by the contributor(s).

ROME Discussion Papers are published in PDF format at www.rome-net.org/publications/ .

Please direct any enquiries to the current ROME coordinator

Prof. Dr. Albrecht F. Michler,

Heinrich-Heine-University of Duesseldorf, Department of Economics, Universitaetsstr. 1,

Build. 23.32.01.63, D-40225 Duesseldorf, Germany

Tel.: ++49(0)-211-81-15372

Fax: ++49(0)-211-81-10434

E-mail: helpdesk@rome-net.org
michler@uni-duesseldorf.de

Abstract

The growth and deepening of financial markets entailed the expectation that the bank lending channel of monetary policy transmission would lose its importance. The paper explains why, on the contrary, the banking sector has become a major locus of origination and amplification of macro-financial shocks. Mutual feedback mechanisms between the financial and the real sector are analysed and simulated by using a simple standard macro model with an integrated banking system. A comparison of the efficiency of various Taylor Rule extensions explores whether monetary stabilisation can be improved by additional interest rate reactions to asset prices, bank lending, bank leverage or the spread between the loan and the policy rate.

JEL-Classification: E1, E5, G2

Keywords: Monetary policy transmission, credit market, leverage targeting, risk-taking channel, asset market shocks

* Helpful comments by Felix Geiger, Niels Geiger, Arash Molavi, Lukas Scheffknecht, Benjamin Schmidt, Philipp Schröder and Johannes Schwarzer are gratefully acknowledged without implicating them for any of the shortcomings of this paper.

1. Introduction

It is hardly surprising to find that economic crises are conspicuously fruitful for progress in economic theory. After the US banking crisis in the late 2000s, the integration of a financial sector into macroeconomic models has become a quickly growing branch in research. Observers may get the impression that this remarkable activity also served to rectify earlier omissions, but surely traditional theories on the monetary transmission mechanism provided arguments for integrating only few financial variables ('the' quantity of money and 'the' rate of interest) into macroeconomic analysis.

The awakened interest in the macroeconomic role of the banking sector serves the purpose to gain a better understanding of the mutual feedback mechanisms between the financial and the real sector of the economy, with a special focus on systemic risks, and to explore the operating principles of possible policy tools that might be suitable for stabilisation of goods *and* asset markets. A widely shared impression is that the banking sector tends to aggravate macroeconomic shocks that emanate in non-financial sectors, but apart from this multiplier effect, also produces disturbances with substantial spill-over to goods market.

The debate on how to merge the financial sector and the goods market in macroeconomic theory is compounded by the analytical complexity of integrated macro-financial models. The dominating New Keynesian approach requires to build all macroeconomic relationships directly on microeconomic decisions. Critics complain the computational effort necessary to bring together the market behaviour of agents from labour, goods and financial markets if every step ought to be derived from the famous 'first principles' of micro foundation.¹ Others express a basic distrust of this 'fashionable' modern macroeconomic theory: adding just some financial frictions would not repair the shortcomings of a basically non-monetary model (Borio 2012).

However, it is not necessary to take a stand in this fundamental debate on the adequacy of microfoundation in macroeconomics before being able to grasp the analytical essence of the macroeconomic implications of bank behaviour. There are a couple of papers, among them Woodford (2010) and Friedman (2013), that give a more compact treatment of the key relationships. Both focus on the role of the interest rate spread between the money and the credit market and explore potentially destabilising effects of financial intermediation. Other contributions, e.g. Adrian/Shin (2010) and Disyatat (2010), give a more detailed image of banking

¹ Gertler/Kiyotaki (2010) give a first impression.

sector operations, but from a more partial-market analysis perspective. The current paper takes up these threads, but aims to maintain a general-equilibrium view and uses a middle-way degree of algebra that is able to give similar insights and results as more formal treatments as, e.g., Gerali et al. (2010) or Gambacorta/Signoretti (2013). After all, it is the respect scientists should pay to the principle of Occam's Razor that justifies the defence of 'small models' (Krugman 2000).

The program of the paper is as follows: Section 2 presents the main stages of the debate on the bank lending channel since the 1980s. This has been a period of rapid growth and deepening of financial markets. But, much to the contrary of what the traditional view on monetary policy transmission via bank credits would make believe, the message is that bank activities on both sides of their balance sheets gain in their importance for the macroeconomy if banks are embedded in a well developed financial market. Section 3, starting from a simple optimisation calculus, derives lending and funding decisions of an integrated banking sector, which then is included in a standard modern macro model where the non-bank sector acquires funds exclusively via the credit market.

Section 4 uses the model to explore the consequences of different shocks. First, it is demonstrated that autonomous asset price movements are able to produce credit market reactions and thus macroeconomic effects much the same as discretionary interest rate decisions on the part of the central bank. Second, the focus is on a beneficial supply shock that is amplified by reactions of the banking sector (including the central bank) and thus may lead to an overheating of goods and credit markets. Third, the comparison of alternative policy options in addition to the Taylor Rule yields some arguments in favour of specific interest rate reactions to the spread between credit market and money market rates, to asset prices, or to the volume of bank lending. Section 5 concludes and rejects the hope to find a single Taylor Rule extension with stable parameters that can be applied in all cases.

2. Evolution of the Credit View

2.1 Getting over the availability-of-deposits doctrine

Banks' balance sheets have expanded rather steadily, relative to nominal GDP, since the end of the Second World War, though with a pronounced peak of that ratio in the recent decade, but the scientific assessment of the banks' importance for macroeconomic activity took place in a few distinctive steps. The Keynesian Revolution had pushed the credit market, which occupied a prominent position in pre-Keynesian macroeconomic thinking (Trautwein 2000),

almost into oblivion, following a new modelling architecture, suggested in Keynes's *General Theory*, that focused on the money market instead. Until the early 1980s, the Money View prevailed where bonds and bank loans were treated as perfect substitutes. The convenient conclusion was that the dynamics of macroeconomic activity and the concepts of monetary stabilisation could be analysed without an explicit need to integrate the behaviour of financial intermediaries (Freixas/Rochet 2008: 195).

Building on Bernanke's (1983) work on the Great Depression, the newly developing Credit View took account of market imperfections, mainly arising from asymmetric information. The message was twofold: on the one hand, it became obvious that a large part of prospective debtors had no access to the capital market, which established a kind of market segmentation between bond financing and demanding bank loans; on the other hand, banks provision against the implications of adverse incentives on the part of their debtors, which explains the use of collateral as an additional constraint of bank lending (Gertler 1988; Bernanke/Gertler 1995).

Monetary policy transmission thus had to be considered in a somewhat richer framework. The bank lending channel was added to the interest rate channel. However, as central banks still basically were assumed to operate by way of a quantitative reserve management (this was the legacy of the *IS-LM* model), and commercial-bank deposits still were regarded as the key source of bank funding and initiating factor of bank lending, the assumption of a stable multiplier relationship between high-powered money and bank deposits promised a reliable control of overall banking activity. Open-market sales of government securities on part of the central bank, e.g., would deprive commercial banks of a proportional amount of deposits and thus would compel a reduction of bank lending (Bernanke/Blinder 1988).

The availability-of-deposits doctrine is still accepted in the circle of central banks² although it appears flawed. First, interest rate elasticity of transaction balances is low, and bank accounts nowadays are remunerated near to market rates so that the incentive to modify portfolios is weak. But the key argument is that the doctrine suffers from a fallacy of composition: "For the system as a whole, deposits cannot fall unless banks issue new liabilities to replace

² "Bank lending tends to contract after a tightening in monetary policy because an increase in the policy rate is usually followed by a reduction in the availability of bank deposits as deposit holders shift their investments from deposits towards assets offering a higher return. Unless banks can compensate for the decline in deposits via other sources of funding, the downward adjustment acts as a constraint on the asset side of banks' balance sheets, ultimately inducing a contraction in bank loans" (ECB 2010a: 63).

them or sell an asset to non-banks (including loan repayment). Individual agents' attempt to dispose of their deposit holdings by buying assets from other non-bank private sector agents simply redistributes deposits within the system leaving aggregate deposits unchanged" (Disyatat 2010: 7n). This does not mean that non-banks are forced to keep a portfolio of money wealth that is not aligned with their preferences; but if bank clients switch from low-yield deposits to higher-yield savings accounts or bank-issued securities, the volume of bank funding still is unchanged (although there is a cost effect of funding to be discussed below).

Thus the credit channel of monetary policy transmission has a misplaced emphasis on the availability-of-deposits doctrine. A second fundamental objection challenges the associated popular, though mistakable, view that deposits determine bank loans. The dispute on whether 'deposits make loans' or 'loans make deposits' has a long history.³ With regard to this topic, there is also a rarely mentioned 'cultural' distinction between American and European monetary theory. Students of US textbooks learn that "banks make profits by selling liabilities with one set of characteristics (a particular combination of liquidity, risk, size, and return) and using the proceeds to buy assets with different characteristics", in short, they practise a kind of asset transformation from saving deposits into loans, i.e. they lend out money previously collected (Mishkin/Eakins 2006: 429). British textbooks, on the other hand, stress that for "*every loan created, someone must receive an addition to his or her deposit*" (Howells/Bain 2005: 236) and demonstrate that the extension of bank credit necessarily goes along with a lengthening of bank balance sheets. Recently, the Bank of England emphasised this principle of endogenous creation of bank money in a much-noticed contribution (McLeay et al. 2014).

The controversy has an important implication for the understanding of the relationship between banks and financial markets. According to the American view, both institutions deliver basically an equivalent service of financial intermediation where banks increase the length and efficiency of transaction chains. This understanding however misses a key point: whereas on financial markets an *existing* stock of means of payment is transferred between creditors and debtors (in most cases by way of an exchange of bank deposits and newly issued securities), writing credit contracts between banks and new debtors implies the creation of *new deposits*.⁴

³ It has close connections with the debate on the causality of saving over investment, or vice versa, and thus formed a key topic in the controversy between neoclassical and (post) Keynesian economics (Lavoie 1984; Kregel 1984/85).

⁴ "Capital market intermediation, like barter and commodity money or cash-based systems, requires that the creditor have on hand the means of payment to deliver to the debtor *before* the credit is ex-

It should be obvious for profit-maximising reasons that the active, 'primary', business of banks is granting loans, but at the end of the day balance sheet bookkeeping shows that they appear to be 'financed' by deposits (that not necessarily are meant to be 'savings'). The dominance of the 'loans make deposits' business strategy requires that banks rightly expect to obtain additional reserves necessary to cover minimum reserves and cash withdrawals that result from new lending. Also the effect of the above example of a restrictive open-market policy move is not that it draws deposits, but rather that it draws reserves from the commercial banking system; and loan supply might be reduced if banks expect to acquire new reserves only at prohibitive costs. Preserving the required liquidity is a key side condition of bank behaviour; and the cost effect of non-banks' attempts to shift away from cheap deposits (that emerge as a by-product of credit creation) can only be countered by resorting to central bank refinancing. Therefore the overriding question is whether the market for reserves shows supply side constraints or not.

Here, central bank practice and policy norms have changed over the past decades. In the early days of central banking, quantitative restrictions for the creation of high-powered money were indispensable due to obligations of note convertibility into fixed amounts of precious metal (as in the gold standard). During the 20th century, it was difficult to ascertain whether announcements of base money control were meant to indicate a factual use of that policy tool or merely a way of central bank communication with the public; the period of the Bundesbank's famous strategy of monetary targeting is a case in point (Bindseil 2004; Beyer et al. 2009). The policy norm in modern times is unambiguous however: central banks endeavour to avoid any reserve shortages because they produce deviations of the money market interest rate from the policy rate; even if only temporary, these deviations appear as technical imperfections of policy making as they distort the signal of interest setting.⁵

When central bank money is supplied endogenously, both the availability-of-deposits doctrine and the concept of a money multiplier have hardly persuasive power. With regard to

tended. [...] Bank lending, on the other hand, involves the *creation* of bank deposits that are themselves the means of payment " (Disyatat 2010: 7-8; cf. Borio 2012).

⁵ Contrary to the Bundesbank tradition, the ECB propagates a Separation Principle of interest setting on the one hand, expressing the macroeconomic policy stance, and the provision of high-powered money on the other hand, located on the 'lower', technical level of facilitating payment flows within the banking system and in the macroeconomy at large (ECB 2010a; Fahr et al. 2011). For a general survey on the independency of interest rates and monetary aggregates as policy instruments in modern central banking see Disyatat (2008). Friedman (2014) argues that central banks will continue to use both instruments also after the financial crisis.

bank lending, apart from capital restraints (that also were lowered in recent decades) "there is no quantitative constraint as such. [...] While traditional models assume that a monetary tightening leads to a shortage of liquidity for banks, the presumption here is that it leads to a disproportionate rise in the price of funding liquidity, which is readily available" (Disyatat 2010: 8-9). Thus, an alternative interpretation of monetary policy effects in the bank lending channel points to price-theoretic arguments.

Bernanke and Blinder argued already in 1992 that, even if base money supply is elastic in the short run, higher central bank interest rates will also increase yields paid on deposits. The typical maturity mismatch of bank assets and liabilities then produces a profit squeeze if rate adjustment with respect to the stock of credit is precluded. Then the only expedient – pronounced interest rate increases for new lending – is bound to reduce the volume of credit. A price effect also is felt in the impact of interest rate policy on a prospective debtor's pledgeable wealth: changes of capital market interest rates inversely modify the value of bank clients' collateral and thus signal an improved, or worsened, degree of creditworthiness. This balance sheet effect connects the interest rate channel and the bank lending channel and magnifies – as 'financial accelerator' – the impact of monetary policy interventions.

2.2 Risk-taking and credit supply

A more recent step in the growing understanding of the bank lending channel was the realisation that valuation effects also bear on banks' balance sheets, which then might trigger a change of credit supply. Variations in the value of bank assets, either brought about by interest policies or by a new assessment of asset risks, modify bank capital and – if banks aim at keeping a constant leverage ratio (i.e. bank assets relative to equity) – induce the purchase of new assets and/or the writing new credit contracts; often even a procyclical variation of leverage has been found (Adrian/Shin 2010; Nuño/Thomas 2013).

These credit supply shifts are the key element of the new 'risk-taking channel' of monetary policy. It differs from the well-known impact of risk considerations on the part of debtors/investors by focusing on the behaviour of creditors. A market-driven rise of bank capital "increases the risk-taking capacity of the banking system, which in turn leads to a lower equilibrium risk premium, and an increase in the supply of credit by lowering the hurdle rate at which projects are financed" (Adrian/Shin 2010: 638). In addition, a successful record of monetary policy in the recent past, high credibility of central banks, a period of low inflation and supply-side innovation, all encourage risk-taking and investment on asset markets (Borio/

Lowe 2002; Borio/Zhu 2008).

Active acquisition of assets requires additional funding that in recent decades shifted from attracting deposits to tapping domestic and foreign financial markets.⁶ A concomitant observation is that bank-issued securities grew large in relation to broad money (*Figure 1*). The more general finding is that bank activity is underrated by looking at any broad money aggregate; bank assets and bank loans, taken as ratios to GDP, show an historically unprecedented rise after 1950 (Schularick/Taylor 2010). Bank funding via financial markets, often accompanied by pronounced maturity transformation, rests on the belief that the inclination to provide (mostly short-term) credit on the part of interbank market participants is stable, and that a sufficient number of financial market agents have a secure access to central bank refinancing. Again, the structural change of banking behaviour is based on the expectation of quantitatively unconstrained base money supply.⁷

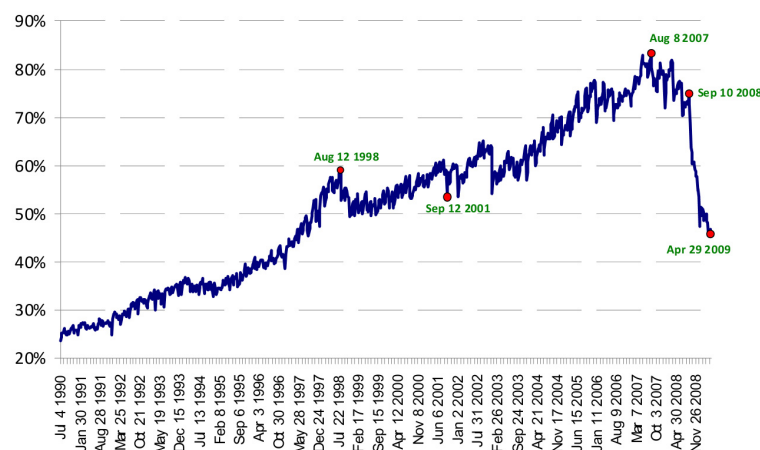


Figure 1: Repurchase agreements of US primary dealers plus financial commercial paper in relation to M2 money stock (Shin/Shin 2011: 12)

⁶ In Germany, between 1980 and the early 2000s, the balance sheet share of overall deposits decreased from 50% to 32%, while the shares of bond sales and foreign indebtedness rose from 17% to 24%, and from 3% to 10%, respectively. After the financial crisis however, figures have changed somewhat in direction of earlier values (see Deutsche Bundesbank Homepage, statistical series, nos. BBK01.TUD401, ~ 430, ~ 447, ~ 449). For the US banking sector, a comparison of deposit and non-deposit borrowing growth rates is given by Adrian/Shin (2006).

⁷ Seen as a whole, funding in the banking industry might be characterised, albeit somewhat loosely, as a system of 'bootstrap finance': every financial agent counts on the possibility to receive sufficient funds from other money market agents – an expectation that comes true in good times, but is shattered in times of distress: "Financial crises tend to be preceded by marked increases in leverage. The fluctuations of credit in the context of secured lending expose the fallacy of the 'lump of liquidity' in the financial system. The language of 'liquidity' suggests a stock of available funding in the financial system which is redistributed as needed. However, when liquidity dries up, it disappears altogether rather than being reallocated elsewhere" (Adrian/Shin 2009: 603).

Because banks advanced to become important debtors, market 'rules' for issuing debt paper increasingly also pertained to banks: due to information costs and risk borne by external investors/lenders, the latter demand an external finance premium that depends inversely on the debtor's economic and financial strength. Shortly before the outbreak of the American banking crisis, Bernanke (2007) thus added a further element to the bank lending channel: "The cost and availability of nondeposit funds for any given bank will depend on the perceived creditworthiness of the institution."

For the banking sector as a whole, a higher quality of its assets thus reduces its costs, allowing lower lending rates. As a consequence, changes of policy rates as well as speculative assessments of bank assets' values exert an influence on banks' balance sheets and profitability. Whereas the traditional bank lending channel was built on a separation between the banking sector and financial markets, it now becomes clear that this channel unfolds its strength because also banks are subject to variations of an external finance premium (Disyatat 2010). Banks as the key drivers of the lending channel are themselves subject to waves of changing market sentiment that influence the scope of their business.

Given this background, it is comprehensible that the financial industry tends to aggravate macroeconomic shocks that emanate in non-financial sectors, but apart from this multiplier effect, it also produces disturbances with substantial spill-over to goods market. Observers now share the "hypothesis that the financial intermediary sector, far from being passive, is instead the engine that drives the boom-bust cycle" (Adrian/Shin 2010: 602). In the public, banks are considered as the 'villains in the piece'.⁸ This state of the debate motivates the following study of the bank lending channel, which attempts to integrate the above mentioned facets into a analysis of bank behaviour, embedded in a simple stylised macroeconomic model.

3. The banking sector in a macroeconomic framework

3.1 Banks' balance sheets

The economy's commercial banking sector, assumed to work in a competitive fashion, is depicted by its integrated balance sheet (*Table 1*) where all items represent nominal values. In

⁸ Likewise the modern theory of optimal stabilisation policy occasionally introduces an 'evil agent' in game-theoretic models who behaves so as to maximise the detrimental effects of economic disturbances, exploiting the policymaker's incomplete knowledge of 'true' market mechanisms (Walsh 2004).

equilibrium, they are expressed as shares of the balance sheet, the total value of which is normalised to unity. Bank assets A_t consist of securities and investments (in inelastic supply) that are marketable in principle, but not used for financing purpose in ordinary business. Their base value \bar{A} is modified by various effects, and the ensuing valuation gains and losses alter – for simplification reasons in full amount – the value of bank capital C_t .⁹ First, random events might produce a financial market shock ε_t^f , which is modelled as an AR(1) process with persistence. In addition, there is a capitalisation effect κ_A that results from deviations of the central bank's short term interest rate from its equilibrium level. Finally fundamental improvements of macroeconomic conditions in general, proxied by the output gap y_t , also have an impact on assets and capital.¹⁰

<i>Banks' Balance Sheet</i>	
Assets A_t	Capital C_t
Loans L_t^s	Deposits D_t
	Bonds B_t

Table 1: Stylised banking sector

$$A_t = \bar{A} + \varepsilon_t^f - \kappa_A (i_t - i^*) + \sigma y_t \quad (1)$$

$$C_t = \bar{C} + A_t - \bar{A} \quad (2)$$

Credit supply L_t^s is the banks' active market tool. It is derived from a simple optimisation calculus of banks' risk-adjusted profits Q_t where i_t^L is the nominal lending rate, ρ_t the estimated default rate, i_t the short-term central bank interest rate, and τ_λ an external finance premium bound to the banks' leverage ratio $\lambda_t = (A_t + L_t^s)/C_t$; the leverage target is given by λ^* .

$$Q_t = (i_t^L - \rho_t) L_t^s - (i_t + \tau_\lambda \lambda_t) B_t - \frac{\delta}{2} (\lambda_t - \lambda^*)^2 C_t \quad (3)$$

⁹ This of course depends on institutional and legal prescriptions that might differ across countries. The extreme parameterisation is chosen to show the macro impact of financial market shocks more clearly.

¹⁰ "The dependence of the supply of intermediation on the capital of intermediaries provides a channel for the amplification and propagation of the effects of economic disturbances. An increase in aggregate economic activity will generally increase the value of intermediaries' assets (loans are more likely to be repaid, land prices increase with increases in income, and so on) and hence their net worth. This will allow additional borrowing by the intermediaries, and hence a larger volume of credit for any given credit spread" (Woodford 2010: 32).

Profits flow from the lending rate, net of the default rate. The latter follows an AR(1) process around a given basic value $\bar{\rho}$, and is inversely influenced by the expected future output gap¹¹: a cyclical improvement of macro conditions translates into lower credit risk. The γ effect is the main forward-looking element in bank behaviour.

$$\rho_t = (1 - \theta_\rho) \bar{\rho} + \theta_\rho \rho_{t-1} - \gamma y_{t+1}^e \quad (4)$$

Only a part of funding results from non-bank deposits. They bear no interest and are kept by the public, following its transaction needs that are represented by the output gap.¹²

$$D_t = \bar{D} + \mu y_t \quad (5)$$

Besides the modifying effects in eq. (2), bank capital is fixed, thus any funding gap that emerges if deposits prove to be insufficient (or excessive) has to be closed by selling (or buying) short-term bonds B_t . This 'non-core' funding nowadays is obtained from the interbank market and, particularly in small open countries, from capital import (Shin/Shin 2011). As the model however describes bank *sector* behaviour in a closed economy bond sales are defined as net quantities. Accordingly the central bank is assumed to be the key counterparty agent who adjusts base money supply endogenously to the banks' demand, by standing ready for (short-term) open-market operations where bond prices are fixed to preserve the central bank policy rate i_t .

There is second cost element in eq. (3) associated with bond financing that mirrors an external finance premium τ_λ . It reflects the market result of interbank lenders' risk aversion, therefore it can be assumed that τ_λ is bound to the banks' leverage ratio so that the effective cost of external financing varies inversely to banks' indebtedness. The final item in the profit function (3), as in Gambacorta/Signoretti (2013), represents a kind of penalty, proportional to capital, for deviating from a leverage target λ^* . It can be interpreted in two ways: first, there are microeconomic reasons for aiming at an optimal (in most cases: high) leverage ratio that equalises the profit advantages of indebtedness and the costs associated with the risks of illiquidity and default; second, a regulative authority might impose a prescription of a maximum

¹¹ A superscript 'e' indicates rational, i.e. model-consistent expectations, built at the end of the previous period. Throughout small Greek letters void of a time index are semi-positive constant parameters.

¹² The term μy_t only shows that part of new transaction balances that are kept in form of deposits. Supply and demand of base money (used for cash holdings and minimum reserves) are not analysed as a further topic.

leverage ratio, again for the sake of maintaining financial market stability.

The leverage target induces further asset purchases or sales if changes of asset prices make actual leverage diverge from target. This behaviour of financial intermediaries leads to 'perverse' asset demand and supply functions as a positive market revaluation of an asset lets agents buy more, while a negative change of its market price forces additional ('fire') sales aiming to restore the target leverage ratio; the destabilising impact of this market mechanism is obvious. The expansive adjustment mechanism is demonstrated in *Figure 2* (which simplifies this paper's model by merging assets and loans, on the one hand, and deposits and bonds, on the other). A rise in the value of the banks' assets is booked as additional equity, and thus creates – just by restoring the initial leverage ratio – scope for the purchase of new assets, funded by external finance. If the stock of newly acquired assets also includes bank loans, valuation shocks on financial markets create a spill-over to goods demand.

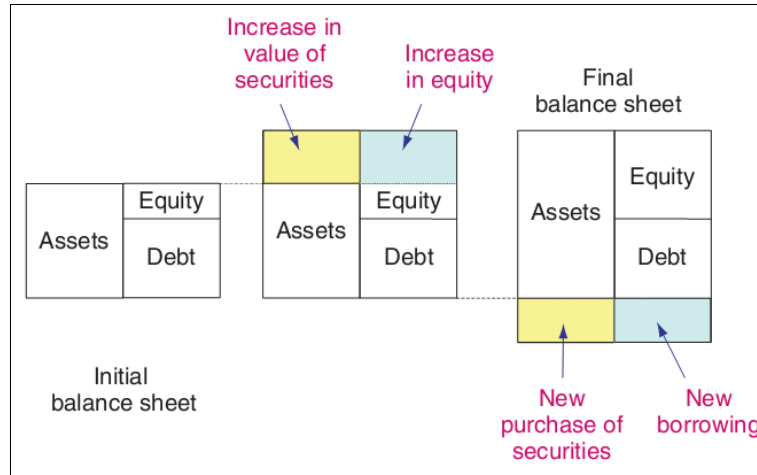


Figure 2: Two-step balance sheet reaction to positive asset valuation shock
(Adrian/Shin 2010: 611)

Using the balance sheet identity $A_t + L_t^s = C_t + D_t + B_t$ as the constraint, the maximisation of eq. (3) by varying L_t^s and B_t yields as the First Order Condition the banks' credit supply function:

$$L_t^s = \frac{(\delta \lambda^* + i_t^L - i_t - \rho_t + \tau_\lambda) C_t + \tau_\lambda D_t}{\delta + 2\tau_\lambda} - A_t \quad (6)$$

The formula confirms bank capital as the key quantitative constraint of bank lending (Dysyatat 2010; Gambacorta/Signoretti 2013). Loan supply increases with the credit market interest rate whereas the leverage target, the policy rate and credit default risk appear as shift

factors. The external finance premium exerts a negative impact upon the credit supply function, via slope and intercept. Without leverage targeting and external finance premium ($\delta = \tau_\lambda = 0$), loan supply (eq. (6) solved for i_t^L) is horizontal at the $(i_t + \rho_t)$ level; with perfect leverage targeting ($\delta \rightarrow \infty$), credit supply is fixed at $(\lambda^* C_t - A_t)$, without any loan rate elasticity.

3.2 Non-bank agents and the central bank

The counterpart equation to (6) is the private non-bank sector's credit demand that is given here in a simplified, linear-reduced form; all items though correspond to the results of a standard optimisation framework. Loan demand depends, besides a constant, negatively on the difference between the real credit market interest rate and the steady state, 'normal' real rate r^* that is taken as a constant; there is a positive influence of the expected future income level. The latter can be understood to proxy profit expectations of investors or to reflect the desire of households for consumption smoothing over time, i.e. their "greater willingness to borrow when expected future income is higher" (Friedman 2013: 18).¹³ Expected income also might serve as a proxy for a positive collateral effect in the balance sheet channel of monetary transmission. For the same purpose, a capitalisation effect κ_L is added to the equation; it translates interest policies into valuation changes of debtors' wealth, which in turn modifies their collateral.

$$L_t^d = \bar{L} + \varphi y_{t+1}^e - \kappa_L (i_t - i^*) - \eta (i_t^L - \pi_{t+1}^e - r^*) \quad (7)$$

The intersection of credit supply (6) and credit demand (7) determines the nominal loan rate i_t^L and the nominal volume of lending to non-banks ($L_t^s = L_t^d = L_t$; *Figure 3*). Before turning to the goods demand equation it is instructive to have a cursory view on various shocks that might shift the credit market functions. An increase in the value of collateral and a

¹³ In the earlier literature, a positive effect of *current* income was a standard element of credit demand; e.g. Bernanke/Blinder (1988: 435) hint to "transaction demand for credit, which might arise [...] from working capital or liquidity considerations". On the contrary, Woodford (2010: 28) argues that higher current output should "reduce the demand for loans, insofar as borrowers have more current income available out of which to finance current spending needs or opportunities". In this paper's model, as long as the impact effect is taken to be positive, there is little difference in the simulation results if current income is substituted by expected next-period's income in eq. (7). This can be explained by the degree of persistence in the model, which was chosen to capture stylised facts.

lower credit risk assessment, e.g., will move both curves to the right, so that, in a special case, there is no effect on the rate of interest. The rise in the volume of credit thus would leave no scar in a standard modelling of goods demand, only the credit-income ratio would change – a not very realistic feature of a banking-macro model.

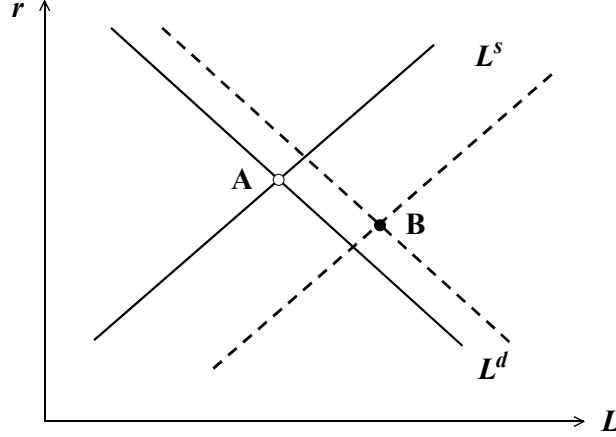


Figure 3: Credit market equilibrium shift after expansive supply and demand shocks

Therefore, in the following a somewhat different set-up is preferred for the design of the goods demand function. Besides the difference between the real credit market and the 'normal' interest rate, deviations from the steady-state volume of credit \bar{L} are added as a further driving force; the $\beta^L(\cdot)$ term thus also captures the impact of access to finance or, inversely, the relevance of credit rationing (note however that the qualitative results of the model do not depend on $\beta^L > 0$). Whereas the basic New Keynesian model assumes that market agents operate on a perfect financial market, the extreme alternative here is that banks alone provide financing. In general, it is a hybrid version of an otherwise rather standard New Keynesian demand function that contains lagged output besides output expectations in order to capture the large dose of persistence observed in actual data.¹⁴ Equilibrium output is normalised to zero.

$$y_t = (1 - \theta_y) y_{t+1}^e + \theta_y y_{t-1} - \beta (i_t^L - \pi_{t+1}^e - r^*) + \beta^L \left(\frac{L_t}{\bar{L}} - 1 \right) \quad (8)$$

Also the supply function shows, for reasons of adjustment and information costs¹⁵, partly

¹⁴ The corresponding microfoundation refers, e.g., to habit persistence in consumption demand.

¹⁵ The literature on agents' learning behaviour and sticky information provides impressive evidence of the relevance of lags in key macroeconomic relations.

forward looking expectations and partly adaptive behaviour; it is complemented by an AR(1) disturbance term ε_t^π that symbolises inflation shocks with persistence.

$$\pi_t = (1 - \theta_\pi) \pi_{t+1}^e + \theta_\pi \pi_{t-1} + \alpha y_t + \varepsilon_t^\pi \quad (9)$$

Monetary policy is represented by a simple Taylor Rule with a zero inflation target and a possible disturbance term. The central bank's equilibrium interest rate i^* can be found by solving for the equilibrium values of the model's variables. The logic of stabilisation requires the central bank to target r^* in eq. (8), the rate that maintains goods market equilibrium, by controlling the credit market rate i_t^L as an intermediate variable. This in turn is achieved via shifting the credit supply function (6) by means of central bank interest rate changes. In equilibrium, i^* has to correct r^* for the basic credit default risk, for the implications of a difference between targeted and steady-state leverage $\bar{\lambda} = (\bar{A} + \bar{L})/\bar{C}$, and for the cost effect of the external finance premium. The whole difference ($r^* - i^*$) constitutes the 'credit spread' that figures prominently in present vintages of New Keynesian macroeconomics (Woodford 2010).

$$i_t = i^* + \tau_\pi \pi_t + \tau_y y_t + \varepsilon_t^i \quad (10)$$

$$i^* = r^* - \bar{\rho} + \delta (\lambda^* - \bar{\lambda}) + \tau_\lambda \left(1 + \frac{\bar{D}}{\bar{C}} - 2\bar{\lambda} \right) \quad (11)$$

4. Multiple market shocks and policy responses

4.1 Interest and valuation shocks

The working of the model is now demonstrated by comparing the effects of two disturbances that originate in the financial sector: a discretionary reduction of the central bank interest rate and an exogenous increase of asset prices (*Figure 4*). In both scenarios asset prices are driven upwards, either via lower interest rates or via valuation shocks. Loan supply shifts to the right, in the case of a monetary policy move mainly brought about by the lowered Taylor rate, and reflecting a change of asset prices in the second case: the actual leverage ratio falls, which also lowers the cost of external financing, and banks wish to return to the target level by writing more credit contracts. The increase of bank lending, which is largely financed via bond sales, lets the real loan rate drop so that goods demand expands. Note that, in the monetary policy shock scenario, the first period's value of the central bank interest rate reflects the discretionary easing impulse as well as the rule-bound increase of the Taylor rate.

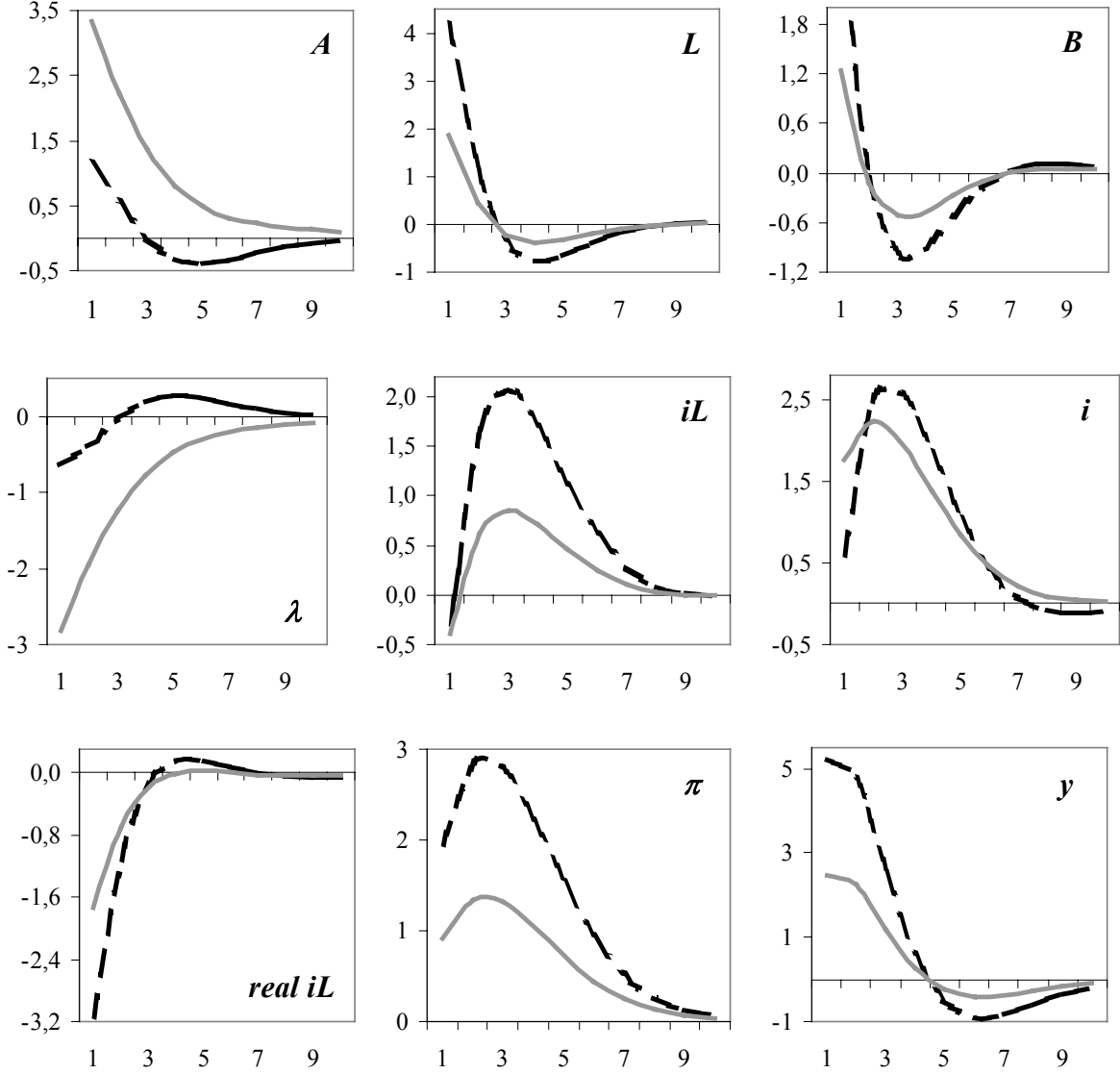


Figure 4: Impulse response functions after negative interest shock (dashed line) and positive financial market valuation shock (grey line)¹⁶

The simulation shows that the short-term policy rate affects the macroeconomy not only by means of its influence on the costs of bank refinancing; movements of i_t have a close grip on the loan rate and thus the interest spread, i.e. bank profits¹⁷ (correlation 0.95 and -0.79 , respectively). The Taylor rate also works through wealth effects on the part of creditors and

¹⁶ Values indicate percentage point (leverage: absolute) deviations from steady state. Both shocks are shown with 0.7 persistence, and their variance is 0.001. Parameter values were set as follows: $\beta = \beta^L = \tau_y = \mu = \varphi = \sigma = \kappa_L = \kappa_A = 0.25$, $\bar{\rho} = 0.01$, $\tau_\lambda = 0.002$, $\tau_\pi = 1.25$, $\delta = 0.004$, $\lambda^* = 12$, $\eta = 1$, $r^* = 0.05$, $\alpha = \gamma = \bar{C} = 0.1$, $\theta_y = \theta_\pi = \bar{A} = \bar{L} = \bar{D} = 0.5$.

¹⁷ "At each stage of the intermediation chain, the funding interest rate must be lower than the asset interest rate. As the intermediation chain becomes longer, more short-term funding must be used to support the chain, as short-term funding tends to be the cheapest" (Shin/Shin 2011: 14).

debtors, shifting both credit market functions.

Conversely, it becomes evident that asset market sentiments perform a transmission mechanism on their own, in their effect hardly distinguishable from monetary policy actions. In the model, the movement of A_t exhibits an impressively high correlation with the real interest rate and output (-0.93 and 0.93 , respectively). The impulse response functions reveal that the central bank is forced to lean strongly against the expansive impulse originating from the valuation shock, just to prevent an even more pronounced output growth.

Finally, a *negative* valuation shock would produce a scenario of *deleveraging* where a downgrading of asset prices forces banks to adjust their asset holding in a downward direction in order to restore their leverage target (imagine an inversed course of the grey impulse response functions in *Figure 4*). This includes a restriction of credit supply. Demand and production shrink on the goods market, and stabilisation requires a lower Taylor interest rate (Leijonhufvud 2009; Borio 2014).¹⁸

4.2 The case of a beneficial supply shock

Whereas in previous decades macroeconomic stability often was endangered by inflation shocks that posed a severe trade-off with regard to the employment issue, a more recent topic is the somewhat paradoxical scenario where an economy suffers in the end from a – taken by itself – beneficial event like, e.g., the discovery of a new technology, because an overly elastic credit system misleads markets onto a bubble path that is bound to crash later. Therefore the model attempts to confirm various findings in the literature saying that a 'leaning against the wind' on the part of the central bank in times of good-news driven credit booms might help to prevent bubbles (Christiano et al. 2008; De Grauwe/Gros 2009; Gambacorta/Signoretto 2013). This scenario can be reproduced in the above model by following the various implications of a cost-diminishing supply shock ε_t^π in eq. (9).¹⁹ In order to refer to the different stages of the bank lending channel discussion, three model variants are distinguished:

- (1) The basic case uses only stripped-down versions of the credit market equations where

¹⁸ The model is not designed for an adequate analysis of this kind of balance sheet recession because it ignores the zero lower bound of nominal interest rates and the practice of selling capital market assets on a large scale. Such a 'fire sale' in times of liquidity stress contributes to a further fall of asset prices and requires non-banks or the monetary authority to act as buyers, but this issue is not further explored in this paper.

¹⁹ The variance of the ε_t^π shock is 0.0001 with 0.7 persistence.

collateral effects on the part of debtors, and leverage effects on the part of creditors are ignored, i.e. $\kappa_L = \varphi = 0$ in eq. (7) and $\kappa_A = \sigma = 0$ in eq. (1). The simulation of the model's key variables is drawn in solid black lines (*Figure 5*). The whole process shows a relatively moderate expansion. Note that the immediate effect of lower (expected) inflation would be a rise of the real interest rate in eqs. (7) and (8); an appropriate Taylor rate response is required to prevent a cyclical downturn.

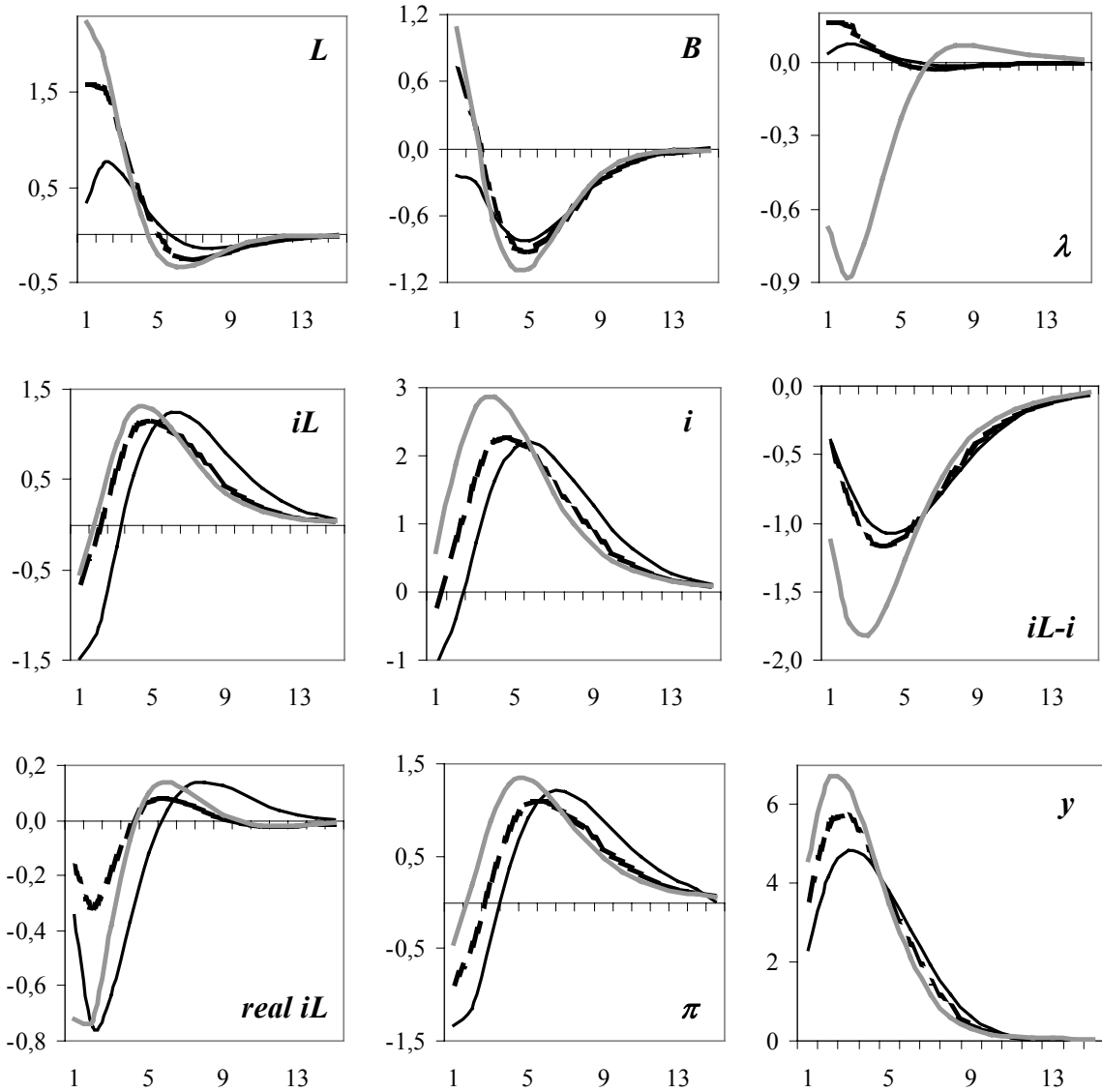


Figure 5: IRFs after inflation-diminishing shock in three variants of the bank lending channel

(2) The second scenario describes the financial-accelerator effect that originates from an endogenous increase of a debtor's wealth. Higher expected income and lower interest rates let the value of collateral grow; $\varphi > 0$ and $\kappa_L > 0$ in eq. (7). The immediate result is right-shift of the credit demand function (*Figure 3*); the impulse response functions of lending (L) and

the loan rate (i^L) accordingly both start from a higher value (dashed lines in *Figure 5*).

(3) Finally also some 'new' features of the bank lending channel are taken into account. The value of bank assets changes with lower interest rates and higher output; $\kappa_A > 0$ and $\sigma > 0$ in eq. (1). Concomitant capital gains reduce the actual leverage ratio and thus induce further lending in order to meet the leverage target. The credit supply function shifts to the right (*Figure 3*), thereby further increasing the volume of loans. Taken by itself this would lower the loan rate, but the stabilising increase of the central bank interest rate acts as a countervailing power. Output expansion is strongest (grey lines in *Figure 5*).

The credit market spread ($i_t^L - i_t$) is a complex variable, driven by the behaviour on both sides of the credit market, by policy, expectations and shocks. From a macroeconomic point of view, it is like a 'tax on intermediation' (Woodford 2010), at the same time indicating the risk and profitability of bank activity (Adrian/Shin 2010). In all three cases of the model simulation, monetary policy aims to stabilise inflation and output gaps, a task that is impeded by the only indirect (and less than proportional) transmission of the policy rate to the relevant credit market interest rate via the shift of the credit supply function. But money market and credit market rates always move in the same direction (correlation is 0.88, 0.95 and 0.91, respectively in the three cases), whereby the interest rate spread is compressed.

The spread shows a link to external funding (0.98, 0.75 and 0.51, respectively), and a strong negative correlation with output (−0.95, −0.92 and −0.98, respectively). This last finding also followed from Woodford's qualitative model set-up and motivated him to suggest "that changes in credit spreads should be an important indicator in setting the federal funds rate; the funds rate target should be lower than would otherwise be chosen, given other conditions, when credit spreads are larger" (2010: 39).

4.3 Alternative policy options

This opens the discussion on possible policy strategies beyond the simple Taylor Rule in both above scenarios of a positive asset price shock and a beneficial supply side shock. In order to complete the picture, background calculations on three further shocks are also taken into account: a goods demand shock, an exogenous lowering of credit default risk, and an increase of the 'natural' rate of interest.²⁰ All cases represent an economic expansion. With regard to pol-

²⁰ Also these disturbances were modelled as AR(1) processes with a 0.001 variance and a persistence parameter of 0.7.

icy options, six extensions of the simple Taylor Rule can be distinguished:

(1) Following Woodford's recommendation, a term $\tau_S (i_t - i_t^L)$ might be added to the Taylor Rule (10). This prescription establishes a negative reaction to the loan rate, and – as can be seen by solving for the Taylor rate – it indirectly augments the weight of inflation and output gap coefficients as long as $\tau_S < 1$. Hence, this strategy indirectly supports the case for strengthening the commitment to (flexible) inflation targeting.

(2) Alternatively, an additional interest rate response to the movement of asset prices of the form $\tau_A (A_t/\bar{A} - 1)$ can be considered as they act as amplifiers in the bank lending channel (Gambacorta/Signoretti 2013).²¹

(3) The perhaps more obvious policy is to target 'excessive' lending growth, which is simulated in the model by a Taylor Rule add-on $\tau_L (L_t/\bar{L} - 1)$. Such a reform can be proposed on account of the impressive macroeconomic power of bank credits, but also if credits are regarded as the counterparty item to a broad monetary aggregate, i.e. by modifying the traditional monetarist concept of policy making.²²

(4) The balance-sheet-counterpart approach is to include an external-finance target of the form $\tau_B (B_t/\bar{B} - 1)$ in the Taylor Rule. It is a possible policy instrument that can be activated in order to constrain negative systemic risk externalities that might result from excessive short-term funding.²³ Goodhart (2010) therefore once simply suggested a tax on banking.

(5) Considering the prominent role of the leverage ratio, an obvious idea is to control its level by means of a policy-induced mark-up on the external finance premium τ_λ . The latter is basically a market price, indicating a risk premium estimated by market agents. But τ_λ can also be understood as an add-on 'tax' rate, imposed by a monetary or fiscal authority (it resembles a Taylor Rule coefficient).

(6) Macroprudential regulation can impose maximum prescriptions for the banks' leverage target, a measure suitable to constrain the growth of bank balance sheets, and of lending in particular (reducing λ^* shifts the credit supply function upwards).

²¹ An earlier debate on the question of including asset price stability in the central bank's objective built on the welfare-theoretic argument of a substitutive relationship between goods as assets, and stated that goods market inflation alone is a poor indicator of the value of money.

²² "The observation that credit growth is high in booms suggests that if credit growth is added to interest rate targeting rules, the resulting modified rule would moderate volatility in the real economy and in asset prices" (Christiano et al. 2010: 23; cf. ECB 2010b).

²³ "The bank lending channel works through the impact of monetary policy on banks' external finance premium as determined by their perceived balance sheet strength" (Disyatat 2010: 8; cf. Shin/Shin 2011; Perotti/Suarez 2011).

These alternative policies now are evaluated and compared by using the simple loss function $\Omega_t = \pi_t^2 + y_t^2 + 0.5 (i_t - i_{t-1})^2$ where, besides inflation and output deviations from equilibrium, also the change of interest rates is included as a proxy for unwanted volatility of financial sector activities and prices. With the exception of (6), where a 50% reduction of the leverage target was assumed in all shock scenarios, the optimal value of the coefficients τ_S , τ_A , τ_L , τ_B and τ_λ was calculated via minimising the loss function.²⁴ Needless to say that all coefficients showed different optimal values in each respective shock regime.

This yields a first policy result: even if there were *one* optimal Taylor Rule extension, the intensity of its application would have to be adjusted depending on the diagnosis of the source of an economic disturbance – and this by no means is a straightforward decision. A cursory view on *Figure 6* reveals that no policy strategy dominates clearly in all shock regimes. On average however, controlling the spread, asset prices or bank lending give the best results.

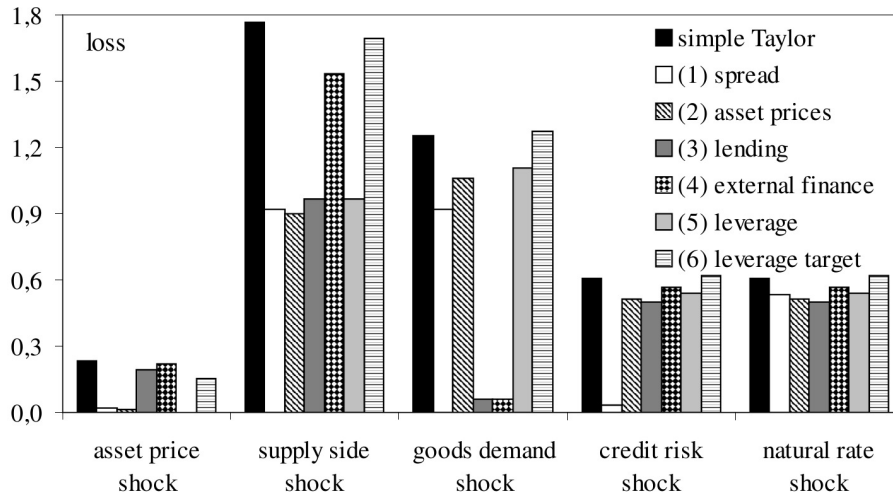


Figure 6: Loss levels of alternative policy strategies in five shock regimes

A further somewhat irritating result is that optimal parameter values not in all cases reveal the expected sign. This can be explained by a second look at the impulse response functions (*Figures 4 and 5*): they show that during the adjustment process, e.g., the path of B_t for some periods is below 'normal' – when a strong output growth is associated with large deposit gains so that banks become net suppliers on the money market. A rule-bound *lowering* of the Taylor rate then might add to output variance.²⁵ This is confirmed by the model where the

²⁴ All results are based on *Dynare's* Optimal Simple Rule software procedure.

²⁵ Conversely, if a fall in demand is accompanied by lower deposits, banks might want to compensate a liquidity shortage by external financing; higher funding costs then could have detrimental ef-

loss-minimising value of τ_B is *negative* in all shock regimes.

Also the calculation of the optimal τ_λ parameter shows negative values in some cases. The reason is that effective leverage initially is *below* the banks' target level in all cases where positive market or policy impulses impinge on bank assets and capital; this in turn motivates the acquisition of additional assets. Therefore, a monetary policy that responds to low (high) leverage with low (high) interest rates runs the risk of producing pro-cyclical effects.

The upshot of all this is that the choice of any one extension of the Taylor Rule depends on a clear understanding of the type of macro and financial shocks; and deciding on the intensity of interest rate reactions to additional macro-financial variables requires a knowledge of the pattern of their oscillations around steady state values, and a solid information of the assumed 'true' model's lag structure.

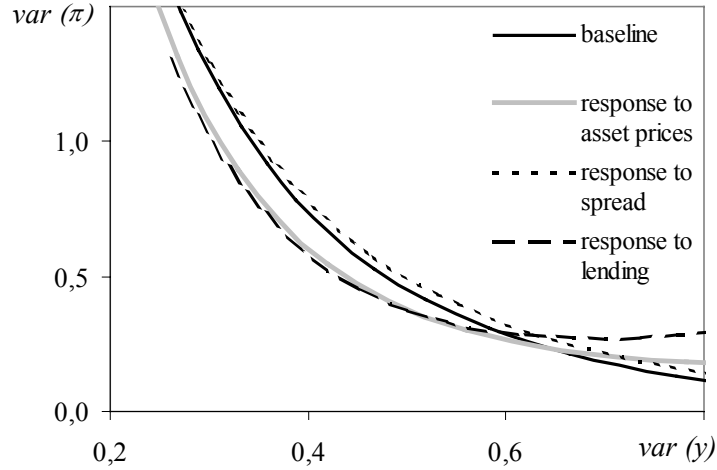


Figure 7: Taylor Curves in beneficial-supply-shock scenario, Taylor output gap coefficient τ_y increasing in 0.1 steps from right to left

Gambacorta/Signoretto (2013) find in the beneficial-supply-shock scenario that employing an extended Taylor Rule that reacts to assets prices (strategy τ_A) improves the trade-off on the frontier of inflation and output variability.²⁶ This result is confirmed by the above model, although a control on lending provides a slightly better result (*Figure 7*). Another important finding is that the weight given to the output gap coefficient in the Taylor Rule should not be chosen too small; an increase of τ_y to values around 0.3 reduces output *and* inflation

fects on goods market stability.

²⁶ This frontier is called the Taylor Curve and the graphs show equilibrium positions that can be chosen by the policymaker. Thus there is an exploitable trade-off between inflation and output variability (Taylor 1994), in contrast to the no-trade-off message of the standard Phillips Curve.

variability at the same time in some of the presented policy strategies.

This does not necessarily mean however that there is a free lunch. The determination of the equilibrium Taylor rate in eq. (11) shows that varying τ_λ or λ^* without any compensation in i^* implies that the credit market rate differs from r^* ; this in turn violates the goods (and labour market) clearing condition. 'Leaning against the wind' is costly for output (Assenmacher-Wesche/Gerlach 2010). Without strictly limiting the duration of these additional monetary policy operations, a risk of enduring unemployment cannot be avoided. This issue typically is not addressed in the debate as modern macro theory, at least its New Keynesian branch, assumes full employment so that all variations in macroeconomic activity can be understood as movements along the labour supply curve (Blanchard 2008).

Also De Grauwe/Gros (2009) propose a monetary tightening in the above case of a beneficial supply shock, but focus on measures constraining bank liquidity as, e.g., higher minimum reserve requirements. This appears to be a reasonable idea, particularly because weaker liquidity constraints "can support higher risk-taking. [...] The link between liquidity and risk-taking can add to the strength of the monetary policy transmission mechanism – a sort of 'liquidity multiplier'" (Borio/Zhu 2008: 12). Unfortunately, in an institutional setting where banks' base money demand is always met without quantity constraints (and where interest payments are granted on minimum reserves) the proposal hardly makes any sense.

Blocking the quantitatively unlimited access to central bank finance (the flexible use of the variable B_t in the model) would indicate a major institutional U-turn in the banking industry. Such a reform would substantially shrink the manoeuvring room for bank business on both sides of their balance sheets. For any single bank, the provision of liquidity would be burdened with higher costs and uncertainty: a severe impediment for investment. For the banks as a group, credit expansion becomes dependent on the simultaneous increase of deposits – the famous Wicksellian process that once initiated the search for stabilising interest rate policies.

The idea of subordinating bank behaviour to the straightjacket of a tight quantitative control of base money supply cannot promise the end of financial crises – the era of the gold standard where central bank money was strictly limited proves otherwise.²⁷ Then it took dec-

²⁷ In case of exogenously given central bank money, bank sector activity will produce large fluctuations of the famous money multiplier. Bank investments still will be financed via the interbank market where changing sentiments on the part of creditors give rise to boom-and-bust cycles. Expansion dynamics might be more contained, compared to the current regime, but the collapse hits even harder due to a missing flexibility in the provision of base money supply.

ades to overcome the 'old' principle of maintaining the scarcity of central bank money (Bindseil 2004), and now after a not particularly successful period of monetarist policy making any attempt to return to some kind of (base) money supply targeting is considered an outdated idea by the majority of observers.

5. Summary and conclusions

For a long time the bank lending channel has been regarded as a minor important part of the transmission mechanism of monetary policy. It was seen to base on a market segmentation between two routes of financing where only a part of non-bank agents had an access to the capital market, forcing other prospective debtors to apply for bank credit. This view no doubt featured practical importance, but from a theoretical point of view it could be argued that the enlargement and deepening of financial markets, and the creation of more innovative and sophisticated financial instruments would solve a growing part of those information, incentive and risk problems that once could only handled in bank-customer relationships.²⁸

However, just this before mentioned development in the sphere of financial markets even strengthened the banks' power. Credit supply for goods and asset market investment projects was enlarged, whereby funding shifted more and more from deposits to external sources. Thus banks themselves became large debtors in financial markets where their borrowing power relies on their balance sheet wealth pledgeable as collateral, just like in the case of their own clients. Hence, from this arises a full circle of positive feedback reactions between asset valuation and credit extension, which then again leads to demand-driven higher asset prices.

The banking sector thus contributes to a two-way shock amplification system where "even modest changes in short-term rates can have a significant effect on firms' incentives to seek high degrees of leverage or excessively short-term sources of funding". This calls for additional facilities of stabilisation policy, but "the real issue [...] should not be one of controlling the possible mis-pricing of assets in the marketplace – where the central bank has good reason to doubt whether its judgments should be more reliable than those of market participants – but rather, one of seeking to deter extreme levels of leverage and of maturity trans-

²⁸ "Bank lending channels were likely to have been more important during periods in which financial markets were more heavily regulated. [...] In an environment in which interest rates are free to adjust, the bank lending channel of monetary policy is likely to be of lesser importance" (Walsh 2003: 345).

formation in the financial sector" (Woodford 2012: 5).

The simple model presented in this paper unfolds key functional relations between the banking sector's credit and funding decisions, on the one hand, and a standard set of goods market equations, on the other. It was shown that asset price shocks exert a similar influence on goods market dynamics as central bank interest policy. Conversely, a goods market shock is able to trigger repercussions in the financial sector that – via banks' credit supply reactions – reinforce the initial disturbance.

The key question whether there are easy-to-handle and robust policy measures that can be recommended as add-on measures besides the standard Taylor Rule can only be answered with some reservation. There is evidence that special interest rate responses to the spread between credit market and money market rates, to asset prices or to the volume of bank lending provides good results in most shock scenarios explored in this paper. But still a choice is to be made, and the optimal parameters of the selected interest rate reactions are very sensitive to the kind of shock and even to different subperiods of the adjustment process. Moreover, in practice it is difficult to disentangle market signals of, e.g., asset price valuation or credit risk shifts, to say nothing on the measurement problems of 'equilibrium' levels of asset, loan and borrowing shares in banks' balance sheets.

In the end, the recommended policy stance might resemble a sequence of discretionary central bank decisions. A flexible-rule-amendment strategy might hamper central bank transparency and credibility. Nevertheless, there seems to be no alternative to a discretionary adaptation of monetary policy to the perceived requirements of an ever changing macroeconomic regime. A 'magic formula' of policy making that promises to control the bank lending channel under all circumstances still has to be discovered – and might never be found.

References

- Adrian, T. / Shin, H. S. (2006): Money, Liquidity, and Financial Cycles. In: Beyer, A. / Reichlin, L. (eds.): *The Role of Money – Money and Monetary Policy in the Twenty-First Century*. Fourth ECB Conference, Frankfurt 2008, 299-309.
- Adrian, T. / Shin, H. S. (2009): Money, Liquidity, and Monetary Policy. *American Economic Review, Papers and Proceedings*, 99, 600-605.
- Adrian, T. / Shin, H. S. (2010): Financial Intermediaries and Monetary Economics. In: Friedman, B. M. / Woodford, M. (eds.): *Handbook of Monetary Economics*. Vol. 3, Amsterdam et al. (North Holland), 601-650.
- Assenmacher-Wesche, K. / Gerlach, S. (2010): Monetary Policy and Financial Imbalances – Facts and Fiction. *Economic Policy*, 25, 439-482.
- Bernanke, B. (1983): Non-Monetary Effects of the Financial Crisis in Propagation of the Great Depression. *American Economic Review*, 73, 257-276.
- Bernanke, B. S. (2007): The Financial Accelerator and the Credit Channel. Conference, Federal Reserve Bank of Atlanta, Georgia, 15.6.2007.
- Bernanke, B. S. / Blinder, A. S. (1988): Credit, Money, and Aggregate Demand. *American Economic Review, Papers and Proceedings*, 78, 435-439.
- Bernanke, B. S. / Blinder, A. S. (1992): The Federal Funds Rate and the Channels of Monetary Transmission. *American Economic Review*, 82, 901-921.
- Bernanke, B. S. / Gertler, M. (1995): Inside the Black Box – The Credit Channel of Monetary Policy Transmission. *Journal of Economic Perspectives*, 9, 4, 27-48.
- Beyer, A. et al. (2009): Opting out of the Great Inflation – German Monetary Policy after the Break Down of Bretton Woods. *ECB Working Papers*, 1020, Frankfurt.
- Bindseil, U. (2004): The Operational Target of Monetary Policy and the Rise and Fall of the Reserve Position Doctrine. *ECB Working Papers*, 372, Frankfurt.
- Blanchard, O. J. (2008): The State of Macro. *NBER Working Papers*, 14259, Cambridge.
- Borio, C. (2012): The Financial Cycle and Macroeconomics – What Have We Learnt? *BIS Working Papers*, 395, Basel.
- Borio, C. (2014): Monetary Policy and Financial Stability – What Role in Prevention and Recovery? *BIS Working Papers*, 440, Basel.
- Borio, C. / Lowe, P. (2002): Asset Prices, Financial and Monetary Stability – Exploring the Nexus. *BIS Working Papers*, 114, Basel.
- Borio, C. / Zhu, H. (2008): Capital Regulation, Risk-Taking and Monetary Policy – A Missing Link in the Transmission Mechanism? *BIS Working Papers*, 268, Basel.
- Christiano, L. et al. (2008): Monetary Policy and Stock Market Boom-Bust Cycles. *ECB Working Papers*, 955, Frankfurt.
- Christiano, L. et al. (2010): Monetary Policy and Stock Market Booms. *NBER Working Papers*, 16402, Cambridge.
- De Grauwe, P. / Gros, D. (2009): A New Two-Pillar Strategy for the ECB. *CESifo Working Papers*, 2818, München.
- Disyatat, P. (2008): Monetary Policy Implementation – Misconceptions and Their Consequences. *BIS Working Papers*, 269, Basel.
- Disyatat, P. (2010): The Bank Lending Channel Revisited. *BIS Working Papers*, 297, Basel. Published in: *Journal of Money, Credit, and Banking*, 43, 2011, 711-734.
- European Central Bank (2010a): The ECB's Response to the Financial Crisis. *Monthly Bulletin*, October, 59-74.
- European Central Bank (2010b): Asset Price Bubbles and Monetary Policy Revisited. *Monthly Bulletin*, November, 71-84.
- Fahr, S. et al. (2011): A Monetary Policy Strategy in Good and Bad Times – Lessons from the Recent Past. *ECB Working Papers*, 1336, Frankfurt.
- Freixas, X. / Rochet, J.-C. (2008): *Microeconomics of Banking*. 2nd ed. Cambridge / London (MIT Press).
- Friedman, B. M. (2013): The Simple Analytics of Monetary Policy – A Post-Crisis Approach. *NBER*

- Working Papers*, 18960, Cambridge.
- Friedman, B. M. (2014): Has the Financial Crisis Permanently Changed the Practice of Monetary Policy? Has It Changed the Theory of Monetary Policy? *NBER Working Papers*, 20128, Cambridge.
- Gambacorta, L. / Signoretti, F. M. (2013): Should Monetary Policy Lean Against the Wind? An Analysis Based on a DSGE Model With Banking. *BIS Working Papers*, 418, Basel.
- Gerali, A. et al. (2010): Credit and Banking in a DSGE Model of the Euro Area. *Journal of Money, Credit and Banking*, 42, Supplement, 107-141.
- Gertler, M. (1988): Financial Structure and Aggregate Economic Activity – An Overview. *Journal of Money, Credit, and Banking*, 20, 559-588.
- Gertler, M. / Kiyotaki, N. (2010): Financial Intermediation and Credit Policy in Business Cycle Analysis. In: Friedman, B. M. / Woodford, M. (eds.): *Handbook of Monetary Economics*. Vol. 3, Amsterdam et al. (North Holland), 547-599.
- Goodhart, C. A. E. (2010): The Changing Roles of Central Banks. 9th BIS Annual Conference "The Future of Central Banking under Post-Crisis Mandates", Luzern.
- Howells, P. / Bain, K. (2005): *Financial Markets and Institutions*. 3rd ed. Harlow et al. (Pearson)
- Kregel, J. A. (1984/85): Constraints on the Expansion of Output and Employment – Real or Monetary? *Journal of Post Keynesian Economics*, 7, 2, 139-152.
- Krugman, P. R. (2000): How Complicated Does the Model Have To Be? *Oxford Review of Economic Policy*, 16, 4, 33-42.
- Lavoie, M. (1984): The Endogenous Flow of Credit and the Post Keynesian Theory of Money. *Journal of Economic Issues*, 18, 771-797.
- Leijonhufvud, A. (2009): Out of the Corridor – Keynes and the Crisis. *Cambridge Journal of Economics*, 33, 741-757.
- McLeay, M. et al. (2014): Money Creation in the Modern Economy. *Quarterly Bulletin*, Bank of England, Q1, 14-27.
- Mishkin, F. S. / Eakins, S. G. (2006): *Financial Markets and Institutions*. 5th ed. Boston et al. (Pearson)
- Nuño, G. / Thomas, C. (2013): Bank Leverage Cycles. *ECB Working Papers*, 1524, Frankfurt.
- Perotti, E. / Suarez, J. (2011): A Pigovian Approach to Liquidity Regulation. *International Journal of Central Banking*, 7, 4, 3-41.
- Schularick, M. / Taylor, A. M. (2010): Credit Booms Gone Bust – Monetary Policy, Leverage Cycles and Financial Crises, 1870-2008. *NBER Working Papers*, 15512, Cambridge.
- Shin, H. S. / Shin, K. (2011): Procyclicality and Monetary Aggregates. *NBER Working Papers*, 16836, Cambridge.
- Taylor, J. B. (1994): The Inflation/Output Variability Trade-off Revisited. In: Fuhrer, J. C. (ed.): *Goals, Guidelines, and Constraints Facing Monetary Policymakers*. Federal Reserve Bank, Boston, 21-38.
- Trautwein, H.-M. (2000): The Credit View, Old and New. *Journal of Economic Surveys*, 14, 155-189.
- Walsh, C. E. (2003): *Monetary Theory and Monetary Policy*. 2nd ed. Cambridge/London (MIT Press).
- Walsh, C. E. (2004): Robustly Optimal Instrument Rules and Robust Control – An Equivalence Result. *Journal of Money, Credit, and Banking*, 36, 1105-1113.
- Woodford, M. (2010): Financial Intermediation and Macroeconomic Analysis. *Journal of Economic Perspectives*, 24, 4, 21-44.
- Woodford, M. (2012): Inflation Targeting and Financial Stability. *NBER Working Papers*, 17967, Cambridge.

Dynare/Matlab files used to produce the simulations in the paper are available upon request from the author.

The following ROME Discussion Papers have been published since 2007:

1	2007	Quo vadis, Geldmenge? Zur Rolle der Geldmenge für eine moderne Geldpolitik	Egon Görgens Karlheinz Ruckriegel Franz Seitz
2	2007	Money and Inflation. Lessons from the US for ECB Monetary Policy	Ansgar Belke Thorsten Polleit
3	2007	Two-Pillar Monetary Policy and Bootstrap Expectations	Peter Spahn
4	2007	Money and Housing – Evidence for the Euro Area and the US	Claus Greiber Ralph Setzer
5	2007	Interest on Reserves and the Flexibility of Monetary Policy in the Euro Area	Ulrike Neyer
1	2008	Money: A Market Microstructure Approach	Malte Krueger
2	2008	Global Liquidity and House Prices: A VAR Analysis for OECD Countries	Ansgar Belke Walter Orth Ralph Setzer
3	2008	Measuring the Quality of Eligible Collateral	Philipp Lehmbecker Martin Missong
4	2008	The Quality of Eligible Collateral and Monetary Stability: An Empirical Analysis	Philipp Lehmbecker
5	2008	Interest Rate Pass-Through in Germany and the Euro Area	Julia von Borstel
1	2009	Interest Rate Rules and Monetary Targeting: What are the Links?	Christina Gerberding Franz Seitz Andreas Worms
2	2009	Current Account Imbalances and Structural Adjustment in the Euro Area: How to Rebalance Competitiveness	Ansgar Belke Gunther Schnabl Holger Zemanek
3	2009	A Simple Model of an Oil Based Global Savings Glut – The “China Factor” and the OPEC Cartel	Ansgar Belke Daniel Gros
4	2009	Die Auswirkungen der Geldmenge und des Kreditvolumens auf die Immobilienpreise – Ein ARDL-Ansatz für Deutschland	Ansgar Belke

5	2009	Does the ECB rely on a Taylor Rule? Comparing Ex-Post with Real Time Data	Ansgar Belke Jens Klose
6	2009	How Stable Are Monetary Models of the Dollar-Euro Exchange Rate? A Time-varying Coefficient Approach	Joscha Beckmann Ansgar Belke Michael Kühl
7	2009	The Importance of Global Shocks for National Policymakers – Rising Challenges for Central Banks	Ansgar Belke Andreas Rees
8	2009	Pricing of Payments	Malte Krüger
1	2010	(How) Do the ECB and the Fed React to Financial Market Uncertainty? The Taylor Rule in Times of Crisis	Ansgar Belke Jens Klose
2	2010	Monetary Policy, Global Liquidity and Commodity Price Dynamics	Ansgar Belke Ingo G. Bordon Torben W. Hendricks
3	2010	Is Euro Area Money Demand (Still) Stable? Cointegrated VAR versus Single Equation Techniques	Ansgar Belke Robert Czudaj
4	2010	European Monetary Policy and the ECB Rotation Model Voting Power of the Core versus the Periphery	Ansgar Belke Barbara von Schnurbein
5	2010	Short-term Oil Models before and during the Financial Market Crisis	Jörg Clostermann Nikolaus Keis Franz Seitz
6	2010	Financial Crisis, Global Liquidity and Monetary Exit Strategies	Ansgar Belke
7	2010	How much Fiscal Backing must the ECB have? The Euro Area is not the Philippines	Ansgar Belke
8	2010	Staatliche Schuldenkrisen – Das Beispiel Griechenland	Heinz-Dieter Smeets
9	2010	Heterogeneity in Money Holdings across Euro Area Countries: The Role of Housing	Ralph Setzer Paul van den Noord Guntram B. Wolff
10	2010	Driven by the Markets? ECB Sovereign Bond Purchases and the Securities Markets Programme	Ansgar Belke

11	2010	Asset Prices, Inflation and Monetary Control – Re-inventing Money as a Policy Tool	Peter Spahn
12	2010	The Euro Area Crisis Management Framework: Consequences and Institutional Follow-ups	Ansgar Belke
13	2010	Liquiditätspräferenz, endogenes Geld und Finanzmärkte	Peter Spahn
14	2010	Reinforcing EU Governance in Times of Crisis: The Commission Proposals and beyond	Ansgar Belke
01	2011	Current Account Imbalances in the Euro Area: Catching up or Competitiveness?	Ansgar Belke Christian Dreger
02	2011	Volatility Patterns of CDS, Bond and Stock Markets before and during the Financial Crisis: Evidence from Major Financial Institutions	Ansgar Belke Christian Gokus
03	2011	Cross-section Dependence and the Monetary Exchange Rate Model – A Panel Analysis	Joscha Beckmann Ansgar Belke Frauke Dobnik
04	2011	Ramifications of Debt Restructuring on the Euro Area – The Example of Large European Economies' Exposure to Greece	Ansgar Belke Christian Dreger
05	2011	Currency Movements Within and Outside a Currency Union: The Case of Germany and the Euro Area	Nikolaus Bartsch Gerhard Rösl Franz Seitz
01	2012	Effects of Global Liquidity on Commodity and Food Prices	Ansgar Belke Ingo Bordon Ulrich Volz
02	2012	Exchange Rate Bands of Inaction and Play-Hysteresis in German Exports – Sectoral Evidence for Some OECD Destinations	Ansgar Belke Matthias Göcke Martin Günther
03	2012	Do Wealthier Households Save More? The Impact of the Demographic Factor	Ansgar Belke Christian Dreger Richard Ochmann
04	2012	Modifying Taylor Reaction Functions in Presence of the Zero-Lower-Bound – Evidence for the ECB and the Fed	Ansgar Belke Jens Klose

05	2012	Interest Rate Pass-Through in the EMU – New Evidence from Nonlinear Cointegration Techniques for Fully Harmonized Data	Joscha Beckmann Ansgar Belke Florian Verheyen
06	2012	Monetary Commitment and Structural Reforms: A Dynamic Panel Analysis for Transition Economies	Ansgar Belke Lukas Vogel
07	2012	The Credibility of Monetary Policy Announcements: Empirical Evidence for OECD Countries since the 1960s	Ansgar Belke Andreas Freytag Jonas Keil Friedrich Schneider
01	2013	The Role of Money in Modern Macro Models	Franz Seitz Markus A. Schmidt
02	2013	Sezession: Ein gefährliches Spiel	Malte Krüger
03	2013	A More Effective Euro Area Monetary Policy than OMTs – Gold Back Sovereign Debt	Ansgar Belke
04	2013	Towards a Genuine Economic and Monetary Union – Comments on a Roadmap	Ansgar Belke
05	2013	Impact of a Low Interest Rate Environment – Global Liquidity Spillovers and the Search-for-yield	Ansgar Belke
06	2013	Exchange Rate Pass-Through into German Import Prices – A Disaggregated Perspective	Joscha Beckmann Ansgar Belke Florian Verheyen
07	2013	Foreign Exchange Market Interventions and the \$-¥ Exchange Rate in the Long Run	Joscha Beckmann Ansgar Belke Michael Kühl
08	2013	Money, Stock Prices and Central Banks – Cross-Country Comparisons of Cointegrated VAR Models	Ansgar Belke Marcel Wiedmann
09	2013	3-Year LTROs – A First Assessment of a Non-Standard Policy Measure	Ansgar Belke
10	2013	Finance Access of SMEs: What Role for the ECB?	Ansgar Belke
11	2013	Doomsday for the Euro Area – Causes, Variants and Consequences of Breakup	Ansgar Belke Florian Verheyen
12	2013	Portfolio Choice of Financial Investors and European Business Cycle Convergence – A Panel Analysis for EU Countries	Ansgar Belke Jennifer Schneider

13	2013	Exports and Capacity Constraints – A Smooth Transition Regression Model for Six Euro Area Countries	Ansgar Belke Anne Oeking Ralph Setzer
14	2013	The Transmission of Oil and Food Prices to Consumer Prices – Evidence for the MENA countries	Ansgar Belke Christian Dreger
15	2013	Target-balances: The Greek Example	Malte Krüger
16	2013	Competitiveness, Adjustment and Macroeconomic Risk Management in the Eurozone	Peter Spahn
17	2013	Contextualizing Systemic Risk	Lukas Scheffknecht
01	2014	Exit Strategies and Their Impact on the Euro Area – A Model Based View	Ansgar Belke
02	2014	Monetary Dialogue 2009-2014: Looking backward, looking forward	Ansgar Belke
03	2014	Non-Standard Monetary Policy Measures – Magic Wand or Tiger by the Tail?	Ansgar Belke
04	2014	Böhm-Bawerk und die Anfänge der monetären Zinstheorie	Peter Spahn
05	2014	State-of-play in Implementing Macroeconomic Adjustment Programmes in the Euro Area	Daniel Gros Cinzia Alcidi Ansgar Belke Leonor Coutinho Alessandro Giovannini
06	2014	Der Transaktionskassenbestand von Euro-Münzen in Deutschland	Markus Altmann Nikolaus Bartzsch
06e	2014	The Volume of Euro Coins held for Transaction Purposes in Germany	Markus Altmann Nikolaus Bartzsch
07	2014	Labor Market Reforms and Current Account Imbalances – Beggar-thy-neighbor Policies in a Currency Union?	Timo Baas Ansgar Belke
08	2014	Do the poor pay for card rewards of the rich?	Malte Krüger
09	2014	The Bank Lending Channel in a Simple Macro Model – How to Extend the Taylor Rule?	Peter Spahn