

Schlicht, Ekkehart

Working Paper

Directed Technical Change and Capital Deepening: A Reconsideration of Kaldor's Technical Progress Function

Munich Discussion Paper, No. 2014

Provided in Cooperation with:

University of Munich, Department of Economics

Suggested Citation: Schlicht, Ekkehart (2014) : Directed Technical Change and Capital Deepening: A Reconsideration of Kaldor's Technical Progress Function, Munich Discussion Paper, No. 2014, Ludwig-Maximilians-Universität München, Volkswirtschaftliche Fakultät, München, <https://doi.org/10.5282/ubm/epub.18993>

This Version is available at:

<https://hdl.handle.net/10419/104408>

Standard-Nutzungsbedingungen:

Die Dokumente auf EconStor dürfen zu eigenen wissenschaftlichen Zwecken und zum Privatgebrauch gespeichert und kopiert werden.

Sie dürfen die Dokumente nicht für öffentliche oder kommerzielle Zwecke vervielfältigen, öffentlich ausstellen, öffentlich zugänglich machen, vertreiben oder anderweitig nutzen.

Sofern die Verfasser die Dokumente unter Open-Content-Lizenzen (insbesondere CC-Lizenzen) zur Verfügung gestellt haben sollten, gelten abweichend von diesen Nutzungsbedingungen die in der dort genannten Lizenz gewährten Nutzungsrechte.

Terms of use:

Documents in EconStor may be saved and copied for your personal and scholarly purposes.

You are not to copy documents for public or commercial purposes, to exhibit the documents publicly, to make them publicly available on the internet, or to distribute or otherwise use the documents in public.

If the documents have been made available under an Open Content Licence (especially Creative Commons Licences), you may exercise further usage rights as specified in the indicated licence.



Ekkehart Schlicht:

Directed Technical Change and Capital Deepening:
A Reconsideration of Kaldor's Technical Progress
Function

Munich Discussion Paper No. 2014

Department of Economics
University of Munich

Volkswirtschaftliche Fakultät
Ludwig-Maximilians-Universität München

Online at <http://epub.ub.uni-muenchen.de/18993/>

Directed Technical Change and Capital Deepening: A Reconsideration of Kaldor's Technical Progress Function

Ekkehart Schlicht*

Abstract

This note proposes a growth model that is derived from the standard Solow growth model by replacing the neoclassical production function with Kaldor's technical progress function while maintaining a marginalist theory of factor prices in the spirit suggested by von Weizsäcker (1966, 1966b). The hybrid model so obtained accounts for balanced growth in a way that appears less arbitrary than the Solow model, especially because it directly accounts for Harrod neutral technical change, without any need for further assumptions.

Keywords: directed technical change, directed technological change, bias in innovation, technical progress function, neoclassical production function, Harrod neutrality, Hicks neutrality, Cambridge theory of distribution, marginal productivity theory, Kaldor, Kennedy, von Weizsäcker, Solow model

Journal of Economic Literature Classification: O30, O40, E12, E13, E25, B122, B31, B59

1 Introduction

The theory of directed technical change, dating back to von Weizsäcker (1962/2010, 1966a) and Kennedy (1964), has recently received renewed attention (Acemoglu 2003, 2009, Ch. 15, Irmen 2013). The basic argument is that factor prices influence

*Professor emeritus of Economics, Department of Economics, Ludwig-Maximilians-Universität München, Germany. Mailing address: Hurtenstr. 13, 82346 Andechs, Germany, email: ekkehart.schlicht@econ.lmu.de.

the direction of innovations along an innovation possibilities frontier. This note is intended to suggest an alternative mechanism for explaining the direction of technical change. It is based on Nicholas Kaldor's (1957) "technical progress function," according to which the direction of technical change is determined by the rate of capital deepening.

Kaldor's technical progress function is a component of Kaldor's growth theory. As a severe flaw in this theory has been identified in von Weizsäcker (1966, 1966b), it fell into oblivion and is disregarded in modern expositions.¹ Yet the technical progress function is independent of the Cambridge theory of distribution against which von Weizsäcker's argument was directed. It can be transplanted into a standard growth model as a replacement of the neoclassical production function. The hybrid model so obtained accounts for productivity growth from the outset and generates Harrod-neutrality quite naturally and without necessitating the usual somewhat arbitrary additional assumptions regarding the direction of technical progress.

The next section outlines the hybrid model. Section 2. Section 3 discusses some empirical aspects and modeling questions, and Section 4 concludes.

2 A Hybrid Model²

2.1 The Technical Progress Function

Consider a closed economy with two factors of production, labor N and capital K . Denote output by Y and labor productivity by $y = \frac{Y}{N}$. The development of labor productivity over time depends on the amount of capital employed per worker, denoted by $k = \frac{K}{N}$. The more the capital-labor ratio increases, the more will labor productivity increase, but even without any such capital deepening, labor productivity will increase somewhat. As Kaldor (1957, 596) put it, "*some* increases in productivity would take place even if capital per man remained constant over time, since there are always some innovations – improvements in factory lay-out and organization, for example – which enable production to be increased without additional investment" (see also Arrow, 1962).

¹ Leading modern textbooks such as Blanchard and Fischer (1989), Romer (1996), Aghion and Howitt (2008) or Acemoglu (2009) do not mention it.

² I take the term "hybrid model" from Marglin (1987) who used it for a number of different models. The present model may be added to his list. This section draws on the first sections of Schlicht (1974).

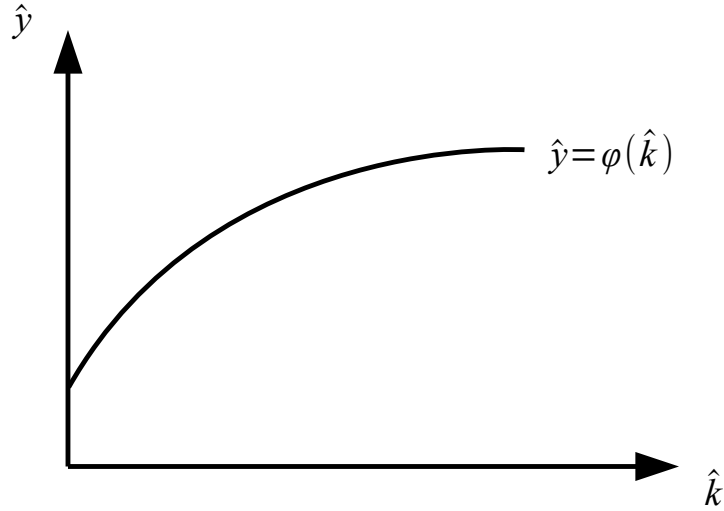


Figure 1: The technical progress function φ gives the increase in labor productivity \hat{y} as a function of capital deepening \hat{k} .

The “technical progress function” formalizes these ideas. It gives the growth rate of labor productivity as an increasing function of capital deepening. Denoting time derivatives by a dot and growth rates by a hat, the growth rate of labor productivity is $\hat{y} = \frac{\dot{y}}{y} = \frac{1}{y} \frac{dy}{dt}$ and the rate of capital deepening is $\hat{k} = \left(\frac{\dot{K}}{N}\right) = \hat{K} - \hat{N}$. The technical progress function gives \hat{y} as a function of \hat{k} :

$$\hat{y} = \varphi(\hat{k}). \quad (1)$$

For $\hat{k} = 0$ (a constant capital-labor ratio), the increase in labor productivity is positive, and it is increasing in capital deepening, but these increases are subject to diminishing returns. As Kaldor (1957, 596) explains, “there is likely to be some maximum beyond which the rate of growth in productivity could not be raised, however fast capital is being accumulated.” Hence the technical progress function “is likely to be convex upwards and flatten out altogether beyond a certain point.” These assumptions are formalized for the present purposes as follows:

$$\varphi(0) > 0, \varphi' > 0, \varphi'' < 0, \varphi'(\infty) = 0.$$

The technical progress function is depicted in Figure 1.

Production will be described by a Leontief production function

$$Y = \min \{yN, xK\} \quad (2)$$

with $y > 0$ denoting the productivity of labor and $x > 0$ denoting the productivity of capital. Both productivities will vary over time, and the technical progress function can be employed to describe these changes within an otherwise standard growth framework.

Assume that labor grows with a rate $\nu \geq 0$, the savings rate s is constant and positive ($s > 0$), and the rate of depreciation δ is constant and positive as well ($\delta > 0$). Full employment of labor and capital implies $yN = xK = Y$. We start from such a situation. With a savings rate s , savings are $S = sY$ and the change in the capital stock is savings S minus depreciation δK .

$$\dot{K} = sY - \delta K. \quad (3)$$

Dividing this by K and noting $Y = xK$, yields

$$\hat{K} = sx - \delta.$$

From this we obtain the rate of capital deepening \hat{k} as

$$\hat{k} = sx - \delta - \nu \quad (4)$$

which is the Solow equation, or accumulation equation, encountered in the standard growth model (Solow, 1956, eq. 6). It gives the rate of capital deepening as a function of the output-capital ratio.

By definition, capital productivity x (the output-capital ratio) is $x = \frac{Y}{K} = \frac{y}{k}$ and its growth rate is

$$\hat{x} = \hat{y} - \hat{k}. \quad (5)$$

The technical progress function (1) gives the increase in labor productivity as a function of the rate of capital deepening. Hence the growth of capital productivity can be written as a function of the rate of capital deepening as well:

$$\hat{x} = \varphi(\hat{k}) - \hat{k}. \quad (6)$$

Since the accumulation equation (4) gives the rate of capital deepening as a function of the output-capital ratio, we obtain finally

$$\hat{x} = \varphi(sx - \delta - \nu) - (sx - \delta - \nu). \quad (7)$$

This is a first-order autonomous differential equation that describes the development of capital productivity x over time. It can be analyzed easily.

Without capital deepening capital productivity is $x = \frac{1}{s}(\delta + \nu)$. Hence capital productivity grows at the rate $\hat{x} = \varphi(0)$ which is positive. On the other hand, for a sufficiently high rate of capital deepening, the technical progress function flattens out ($\lim_{\hat{k} \rightarrow \infty} \varphi'(\hat{k}) = 0$). The difference $\varphi(\hat{k}) - \hat{k}$, is dominated by the second term, becomes negative ($\lim_{\hat{k} \rightarrow \infty} \{\varphi(\hat{k}) - \hat{k}\} < 0$). In the context of equation (7) this translates into $\lim_{x \rightarrow \infty} \{\hat{x}\} < 0$. For continuity reasons there must exist a rate of capital deepening γ , implicitly defined by

$$\varphi(\gamma) = \gamma$$

that generates a constant output-capital ratio. As the second derivative $\frac{d^2}{d\gamma^2}(\varphi(\gamma) - \gamma) = \varphi''$ is negative, the expression $(\varphi(\hat{k}) - \hat{k})(k - \gamma)$ is negative definite, and the root is unique.

With a rate of capital deepening of γ , equation (4) implies a output-capital ratio

$$\bar{x} = \frac{1}{s}(\gamma + \delta + \nu). \quad (8)$$

At this capital-output ratio we have $\hat{x} = 0$; so \bar{x} is an equilibrium (critical point) of our differential equation (7). If the rate of capital deepening is γ , the output-capital ratio is such that the rate of capital deepening is equal to γ ; further the output-capital ratio will remain constant at $x = \bar{x}$ over time.

Because $(\varphi(sx - \delta - \nu) - (sx - \delta - \nu))(x - \bar{x})$ is negative definite, the equilibrium \bar{x} is globally stable (in the sense of being asymptotically stable). Given any initial value of x , capital productivity will approach this equilibrium value over time. In equilibrium, capital productivity x will remain at $x = \bar{x}$ and labor productivity will increase by $\hat{y} = \gamma$. This is illustrated in Figure 2

2.2 The Direction of Technical Change

It is interesting to discuss the previous analysis within a standard framework, even if this does not do full justice to Kaldor's ideas.

Looking at the production function (2), \hat{x} can be interpreted as the rate of capital augmenting technical change and \hat{y} can be interpreted as the rate of labor augmenting technical change. The difference $\hat{y} - \hat{x}$ is the Hicksian bias in technical progress and \hat{x} is the Harrod bias – it gives the deviation from Harrod neutral technical progress ($\hat{x} = 0$), either capital augmenting ($\hat{x} > 0$) or capital reducing ($\hat{x} < 0$). From (5) it can be seen that the Hicksian bias equals the rate of capital deepening and the Harrod bias is a function of capital deepening. In particular, for

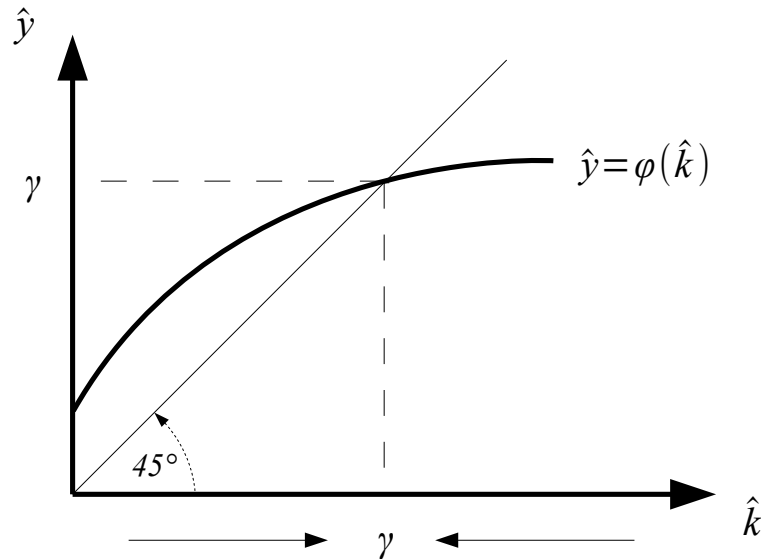


Figure 2: Capital deepening changes over time according to the difference between the change in labor productivity $\hat{y} = \varphi(\hat{k})$ and the rate of capital deepening \hat{k} . For values of \hat{k} below γ , \hat{k} increases and for values of \hat{k} above γ , \hat{k} decreases. The equilibrium at $\hat{k} = \gamma$ is stable.

$\hat{k} < \gamma$, technical progress is capital augmenting and for $\hat{k} > \gamma$ it is capital reducing. In this sense, the rate of capital deepening determines the direction of technical change.

If we follow Kaldor and assume that the rate of capital deepening is determined by the supply of savings in relation to population growth, the outcome will always tend to Harrod neutral technical change. In this sense, the technical progress function, embedded in a neoclassical framework, offers an alternative mechanism for generating Harrod-neutral technical change.

2.3 Factor Prices and the Choice of Technique

If a firm wants to invest a certain amount of capital, it may use the investment to expand the number of workplaces while keeping the amount of capital invested in each workplace constant. This would be the case of pure capital widening. The capital-labor ratio would be left unchanged, and technical change would be Hicks-neutral. The other possibility is to invest into the existing workplaces in order to make them more productive. This would amount to capital deepening.

Depending on the rate of capital deepening, the direction of technical change may turn out as capital augmenting ($\hat{k} < \gamma$), Harrod-neutral ($\hat{k} = \gamma$), or capital reducing ($\hat{k} > \gamma$). The individual firm faces, thus, a trade-off between the rates of labor and capital augmentation. This trade-off has been formalized in von Weizsäcker's (1962/2010) "new technical progress function" and Kennedy's (1964) "innovation possibility function." It can be derived from Kaldor's technical progress function as follows.³

Using the inverse of the technical progress function, we can write $\hat{k} = \varphi^{-1}(\hat{y})$. Inserted in (6) this gives the trade-off between capital augmentation and labor augmentation (that is, Kennedy's innovation possibility function) as $\hat{x} = \hat{y} - \varphi^{-1}(\hat{y})$. Note that the trade-off $\frac{d\hat{x}}{d\hat{y}} = \frac{\varphi'^{-1}}{\varphi'}$ is negative at the Harrod neutral position, as characterized by $\hat{x} = 0$, or $\hat{k} = \gamma$.

Regarding the choice of technique we can now import Kennedy's and von Weizsäcker's reasoning about cost minimization by assuming that a firm that faces a choice between capital widening and capital deepening will try settle for a combination of both that minimizes unit costs, or more specifically, will aim for a maximal decline of unit costs over time.⁴

Unit costs z are the sum of labor cost and capital user costs per unit. Denote the real wage rate by w , the real rate of interest by r and the rate of capital depreciation by δ . These are taken as exogenously given by the firm. Hence labor costs per unit are $\frac{w}{y}$ and capital user costs per unit are $\frac{r+\delta}{x}$. Unit costs are the sum of these:

$$z = \frac{w}{y} + \frac{r + \delta}{x}. \quad (9)$$

For a constant rate of depreciation, the change of unit costs over time is

$$\dot{z} = -\frac{w}{y}\dot{\hat{y}} - \frac{r + \delta}{x}\dot{\hat{x}} - \frac{\dot{w}}{y} - \frac{\dot{r}}{x}.$$

³ Kennedy himself has noted this connection to Kaldor's technical progress function. He wrote: "Surprisingly enough ... our innovation possibility function is really a disguised form of Kaldor's famous technical progress function. ... if the technical progress function is known, the innovation possibility function can be derived from it." (Kennedy, 1964, 547n).

⁴ Kennedy's (1964) and von Weizsäcker's (1962/2010) reasoning is used for simplicity here. A probably more satisfactory, but certainly much more complicated, version involving intertemporal profit maximization in the putty-clay model by Kaldor and Mirrlees (1962) has been proposed by von Weizsäcker (1966).

In view of equations (1) and (6), the change in unit costs over time is then determined by the rate of capital deepening:

$$\dot{z} = -z\varphi(\hat{k}) - \frac{r+\delta}{x}\hat{k} - \frac{\dot{w}}{y} - \frac{\dot{r}}{x}.$$

The firms take the factor prices, as well as their changes over time, as exogenous and aim to maximize the decline of unit costs over time. This amounts to maximizing the expression $z\varphi(\hat{k}) + \frac{r+\delta}{x}\hat{k}$ by selecting an appropriate rate of capital deepening \hat{k} . This leads to the first-order condition for a maximum

$$\varphi'(\hat{k}) = \frac{r+\delta}{zx}.$$

The second order condition $-z\varphi''(\hat{k}) > 0$ is satisfied.

With free entry, competition will eliminate pure profits, and unit costs will be equalized to unit price, which is one. Hence we obtain $z = 1$ and

$$\varphi'(\hat{k}) = \frac{r+\delta}{x} \tag{10}$$

The expression $\frac{r+\delta}{x}$ gives the share of capital costs in total costs. Equation (10) determines the optimal rate of capital deepening by the condition that the slope of the technical progress function equals the profit share $\pi = \frac{r+\delta}{x}$. This can be written as

$$\pi = \varphi'(\hat{k}). \tag{11}$$

This is the condition given by von Weizsäcker von Weizsäcker (1962/2010, 251) and Kennedy (1964, 544) for an optimal choice of the direction of technical change in a different guise.⁵

We may think that such choices will be made by different firms. As the technical progress function is assumed to be concave ($\varphi'' < 0$), equation (10) tells us that an increase in capital's share will reduce the rate of capital deepening, and an increase in labor's share – the complement to capital's share – will increase the rate of capital deepening selected by each firm. This carries over to the aggregate. In equilibrium, capital's share π is given by the slope of the technical progress function at the equilibrium growth rate γ (Figure 3).

⁵ As the trade off between capital augmentation \hat{x} and labor augmentation \hat{y} is $\frac{d\hat{x}}{d\hat{y}} = \frac{\varphi'-1}{\varphi'}$, the optimality condition (10) implies that this trade-off is equal to the ratio of labor's share and capital's share. This is the condition given by von Weizsäcker and Kennedy.

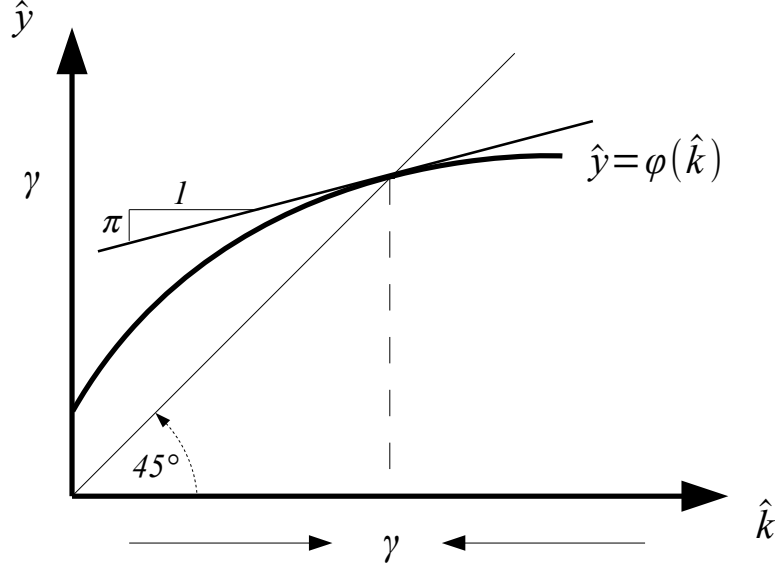


Figure 3: At the stable rate of capital deepening $\hat{k} = \gamma$ the equilibrium profit share π equals the slope of the technical progress function $\varphi'(\gamma)$.

The hybrid growth model can be described by the two equations (7) and (11) which give the system

$$\hat{x} = \varphi(sx - \delta - \nu) - (sx - \delta - \nu) \quad (12)$$

$$\pi = \varphi'(sx - \delta - \nu). \quad (13)$$

The equation (13) may be further rationalized by considering the following adjustment process. Denote the inverse function of the first derivative of the technical progress function by $\kappa(\cdot)$. This amounts to

$$\varphi'(\kappa(\pi)) = \pi.$$

Hence $\kappa(\pi)$ gives the rate of capital deepening desired by the firms if the profit share is π . As $\varphi''\pi' = 1$ and $\varphi'' < 0$, we have $\kappa' < 0$. The desired rate of capital deepening is a decreasing function of the profit share. If we postulate that a supply of capital deepening \hat{k} in excess of the desired rate of capital deepening $\kappa(\pi)$ entails an excess supply of capital relative to labor, capital costs will decline and the profit share will be reduced, and we arrive at the adjustment equation

$$\dot{\pi} = \mu(\hat{k} - \kappa(\pi))$$

for some speed of adjustment $\mu > 0$. As $\frac{\partial \dot{\pi}}{\partial \pi} = -\mu\kappa' < 0$, a sufficiently high speed of adjustment μ guarantees that this adjustment to any time path of \hat{k} is stable.⁶

3 Discussion

3.1 Kaldor's Stylized Facts

Kaldor's (1957) has listed a number of "stylized facts" about economic growth. It is largely accepted that any theory of growth should, as a first approximation, account for these "facts" – it should be able account for balanced growth. The hybrid model (12), (13) does so without the need of additional assumptions:

1. The capital/output ratio remains roughly constant. (Capital productivity x converges to $\bar{x} = \frac{1}{s}(\gamma + \delta + \nu)$, see (8) and Figure 2.)
2. The profit share remains roughly constant. (As x converges to \bar{x} , the profit share converges to $\varphi'(\gamma)$, see equation (13). This implies also that labor's share $1 - \pi$ remains constant.)
3. The growth of labor productivity remains roughly constant. (It tends to γ , see Figure 2.)
4. The capital-labor ratio grows at a roughly constant rate. (It grows with $s\bar{x} - \delta - \nu = \gamma$, see Figure 2.)
5. The rate of return on investment remains roughly constant over time. (Equations (10) and (8) imply an equilibrium rate of interest $r = \frac{1}{s}\varphi'(\gamma)(\gamma + \delta + \nu) - \delta$.)
6. The real wage grows over time. (As labor's share $\frac{w}{y}$ remains constant, the real wage w will grow with the same rate as labor productivity y ; both grow with γ .)

⁶ See Schlicht (1997). This highly condensed and formally simplified argument is intended to indicate the idea of the envisaged adjustment mechanism. A more complete analysis would obviously be appropriate, but this is beyond the scope of the present paper. Note that the standard growth model is usually silent about the mechanism that generates factor prices, apart from asserting that an equilibrium has been obtained. In this sense the above sketch of the adjustment process may be considered to exceed the analytical standard set by the usual formulation of growth models.

Thus the hybrid model presented here actually implies Kaldor’s “facts.” This does not rule out that modifications may be introduced to fine-tune the model to other developments; as would always be the case, with any model.

A further “fact” may be added to Kaldor’s list and is implied by the hybrid model:

7. The share of profits is less than 50 per cent. (The technical progress function must cut the 45-degree line from above. Its slope at the intersection gives the profit share π and must be less than .5, see Figure (3).) This proposition is empirically supported (Giovannoni, 2010).

3.2 The Neoclassical Twin

The neoclassical twin of the hybrid model is obtained by replacing the Leontief production function (2) by a neoclassical production function. This production function gives output Y as a smoothly differentiable function of labor input N and capital input K . In order to account for growth, it must be time-dependent: $Y = F(N, K, t)$. Further, $F(\cdot)$ is assumed to be linear homogeneous in N and K . This permits to define the associated per-capita production function $f(\cdot)$ as $f(k, t) := F(1, k, t)$ which gives per-capita production y as a function of capital intensity k : $y = f(k, t)$. As the output-capital ratio is $x = \frac{y}{k}$, we obtain from (4) the Solow model in its standard form.

$$\dot{k} = sf(k, t) - (v + \delta)k. \quad (14)$$

For any given initial capital-labor ratio k_0 , equation (14) determines the time paths of the capital-labor ratio k and labor productivity y . Factor prices are determined by the marginal productivity theory. This implies that the profit share equals the production elasticity of capital:

$$\pi = \frac{f'(k, t)k}{f(k, t)}. \quad (15)$$

Equations (14), (15) define the neoclassical twin of the hybrid model (12), (13). Whereas the hybrid model accounts for Kaldor’s stylized facts without ado, this is not true for the neoclassical twin. Indeed, the key dilemma of the neoclassical twin is that it does not imply anything and is compatible with practically all conceivable developments, including developments that conform to Kaldor’s stylized facts. In order to obtain time-paths that conform to those “facts,” it is necessary to assume Harrod neutral technical change in the relevant range (Schlicht, 2006). The sole

justification for this assumption is that it generates time-paths that accomodate Kaldor's facts. By this assumption the model is tweaked to deliver the desired result. The model itself contributes nothing in this regard. Harrod neutrality "is just a special case" (Hahn and Matthews, 1964, 831). As Aghion and Howitt (2008, 28n) put it:

There is no good reason to think that technological change takes [the Harrod neutral] form; it just leads to tractable steady-state results.

More specifically, the production function must be specified as $F(N, K, t) = \Psi(e^{\gamma t} N, K)$ which translates for the per capita production function to $f(k, t) = e^{\gamma t} \psi(e^{-\gamma t} k)$. The thus adjusted twin model now reads:

$$\dot{k}_t = s e^{\gamma t} \psi(e^{-\gamma t} k_t) - (v + \delta) k_t \quad (16)$$

$$\pi_t = \frac{\psi'(e^{-\gamma t} k_t) k_t}{\psi(e^{-\gamma t} k_t)}. \quad (17)$$

This adjusted model (16), (17) is the only formal solution that generates results fitting Kaldor's "facts." With any production function $f(\cdot)$ that cannot be written as $e^{\gamma t} \psi(e^{-\gamma t} k)$, the model is incompatible with these "facts."⁷

It is easy to check that the time path

$$\bar{k}_t = e^{\gamma t} \bar{k}_0$$

with \bar{k}_0 as the root of $\psi(\bar{k}_0) = \frac{1}{s} (v + \delta + \gamma)$ is a solution to (16). This is the balanced growth path. Under the usual assumptions, \bar{k}_0 is unique and all solutions k_t of (16) converge to \bar{k}_t in the sense that the ratio $\frac{k_t}{\bar{k}_t}$ approaches one for $t \rightarrow \infty$.⁸

Yet the assumption that technical progress takes the very special form $e^{\gamma t} \psi(e^{-\gamma t} k)$ appears arbitrary. In order to reduce this arbitrariness, von Weizsäcker (1962/2010, 1966a) and Kennedy (1964) considered the possibility that factor prices

⁷ More precisely: with any other production function, equation (16) violates Kaldor's "facts," regardless of the theory of distribution employed. In other words, the necessity of Harrod neutrality persists even if equation (17) that embodies the marginal productivity theory is replaced by something else, see Schlicht (2006). A possible way out has been proposed by Irmen (2013) who has shown that capital-augmenting technical progress can be accomodated with Kaldor's "facts" if adjustment costs of capital grow with a certain rate that happens to just compensate the bias. However, this assumption appears as special as the straightforward assumption of Harrod neutrality.

⁸ See the appendix.

govern the direction of technical change. The more abundant factor will become cheaper and technical progress will be directed towards increasing the efficiency of the scarce factor. This mechanism has been added to the basic neoclassical model by von Weizsäcker (1962/2010), Samuelson (1965) and Drandakis and Phelps (1966) to rationalize Harrod neutrality. (Kennedy (1964) and von Weizsäcker (1966a) employed a Leontief production function.)

The argument is that capital augmenting technical change would make capital increasingly abundant and labor increasingly scarce. Technical change will therefore tend to eventually become Harrod neutral. This argument appears problematic because the assumption of Harrod neutrality is now replaced the “innovation possibility function” that describes the trade off between labor augmenting and capital augmenting technical change. As this trade off at the Harrod-neutral position determines the shares of capital and labor, this trade off is critical but there is again no good reason to assume that this trade-off is roughly stable. Such an assumption would presuppose a knowledge about trade-offs among yet unknown future technologies.

The results “depend on the invariance over time of the innovation possibility functions, an invariance that is . . . difficult to swallow” (Kennedy, 1973, 56). It may even be argued that the direct macro assumption of Harrod neutrality is preferable over the trade-off argument because both would appear equally arbitrary, yet the former is more transparent (Schlicht, 2006, n. 1).

Further, the assumption of a neoclassical production function is open to the criticism raised in the capital controversy of the sixties. This is a severe shortcoming that has induced some leading proponents of the neoclassical growth model to accept it and leave the field (Samuelson 1966) and others to turn to Austrian capital theory (von Weizsäcker 1971, Hicks 1973b, 1973a). The hybrid theory sidesteps this problem. Kennedy (1973, 53) saw this as an advantage of his theory of technical progress in its multi-sector version:

the theory neatly sidesteps all the difficulties that arise when relative prices alter as a result of changes in the rate of interest, difficulties exemplified by the recent concern about re-switching. Since in real life changes in relative prices are brought about much more significantly by technical progress than by changes in the rate of interest, it is reassuring to have a theory in which the rise in the relative price of a factor leads unequivocally to an economy in its use!

This carries over to the hybrid model.

3.3 The Concept of Capital

One reason for Kaldor to develop the concept of the technical progress function relates to the concept of capital. He argues that it is not useful to separate investment in physical capital from investment in new technologies, because both usually go together:

... the present model ... eschews any distinction between changes in techniques (and in productivity) which are induced by changes in the supply of capital relative to labor and those induced by technical invention or innovation – i.e., the introduction of new knowledge.

As his reason he gives:

The use of more capital per worker (whether measured in terms of the value of capital at constant prices, in terms of tons of weight of the equipment, mechanical power, etc.) inevitably entails the introduction of superior techniques which require "inventiveness" of some kind, though these need not necessarily represent the application of basically new principles or ideas. On the other hand, most, though not all, technical innovations which are capable of raising the productivity of labor require the use of more capital per man – more elaborate equipment and/or more mechanical power

and he continues:

It follows that any sharp or clear-cut distinction between movements *along* a "production function" with a given state of knowledge, and a *shift* in the "production function" caused by a change in the state of knowledge is arbitrary and artificial. Hence instead of assuming that some given rate of increase in productivity is attributable to technical progress which is superimposed, so to speak, on the growth of productivity attributable to capital accumulation, we shall postulate a single relationship between the growth of capital and the growth of productivity which incorporates the influence of both factors (Kaldor, 1957, 393f).

As a consequence, the concept of capital must be seen as involving all outlays for investment. An investment in computer software would count as an addition to the

capital stock. In view of current accounting practices that allow for depreciation of software expenditure this seems reasonable.⁹

3.4 The Missing Investment Function

Regarding the neo-classical model, Hahn and Matthews (1964, 790) remark:

In its basic form the neo-classical model depends on the assumption that it is always possible and consistent with equilibrium that investment should be undertaken of an amount equal to full-employment savings. The mechanism that ensures this is as a rule not specified.

This problem of the neo-classical model is shared by the hybrid model where savings are held to determine investment. This assumption leads to severe problems regarding logical consistency, both of the hybrid model and its neo-classical twin. In the following I shall simply outline this problem for both models. As the problem remains unsolved, I cannot offer any solution, but it may become apparent that taking the problem seriously might open interesting theoretical prospects.

The problem involved here is that by adding another equation to a fully specified model, the model becomes “overdetermined” in the sense that it contains more equations than unknowns.¹⁰ One solution is to introduce another variable that can assume a value such that the new equation can be made consistent with the initial model by a suitable adjustment of this variable. In this case, the investment function would be inessential and could simply be dropped. Hahn and Matthews (1964, 790) have described this approach:

Most neo-classical writers have, however, had in mind some financial mechanism. In the ideal neo-classical world one may think of there being a certain level of the rate of interest (r) that will lead entrepreneurs, weighing interest cost against expected profits, to carry out investment equal to full-employment savings. In the absence of risk, etc., the equilibrium rate of interest would equal the rate of profit on investment; otherwise the rate of profit will be higher by the requisite risk premium.

While such an argument sounds convincing, it is feasible neither for the hybrid model nor its neo-classical twin.

⁹ In German tax practice, software bought together with a computer depreciates with the computer. Separately purchased software depreciates over three years.

¹⁰ Schlicht (1983), Marglin (1987, 14).

In the hybrid model, the equilibrium rate of interest is determined by the slope condition $\frac{s(r+\delta)}{(\gamma+\delta+\nu)} = \varphi'(\gamma)$ and the equilibrium output capital ratio, see equations (10) and (8). This implies an equilibrium rate of interest

$$r = \frac{1}{s} \varphi'(\gamma) (\gamma + \delta + \nu) - \delta.$$

So there is no room for varying the rate of interest such that the volume of investment is adjusted to savings. To achieve this, two rates of interest would be needed: one to induce the correct choice of technique, the other to induce the correct volume of investment.

In the neo-classical twin the problem is the similar. The equilibrium rate of interest that induces the equilibrium capital-labor ratio is fixed as

$$r = \psi'(\bar{k}_0)$$

with \bar{k}_0 determined as the root of $\psi(\bar{k}_0) = \frac{1}{s}(\nu + \delta + \gamma)$. So there is no room for varying the rate of interest in order to adjust investment to savings here, just as in the hybrid model.

Including a risk premium would not change matters, because the capital costs relevant for the choice of technique will be the same as the capital costs relevant for determining the level of investment: They are simply capital costs, whether with or without a risk premium. From this point of view, the solutions like those proposed by Beckmann (1965, eq. 12), von Weizsäcker (1966, eq. 9), or Fischer (1972, eq. 16) appear problematic.

Kaldor was aware of this problem. He thought that the technical progress function would permit getting rid of the over-determination problem by eliminating marginal productivity theory. This would permit dropping the equations that determine factor prices ((13) in the hybrid model or (17) in the neo-classical twin) and thereby make room for the Cambridge theory of factor prices that builds on the equalization of saving and investment. But this position is not tenable, as von Weizsäcker (1966, 1966b) has shown.

As an aside, the classical assumptions about saving and investment would avoid the over-determination problem. If the savings rate is equal to the profit share and all profits are re-invested, savings and investment are always equal, and the problem vanishes. The problem emerges only with an independent investment function.

Yet an independent investment function seems to be required in order to make the argument that savings and investment are adjusted to each other. The assertion that this happens automatically is appropriate for the classical assumptions

about savings and investment, but inappropriate in a monetary economy where saving decisions and investment decisions are made independently of each other by different actors.

The introduction of an independent investment function may lead to interesting prospects, though. To illustrate, consider the case that the equalization of savings and investment requires a rate of interest r_1 , and that the proper choice of technique requires a different interest rate $r_2 > r_1$. If monetary policy succeeds to establish the interest rate r_1 , the desired rate of capital deepening would be too large. The newly created jobs would be endowed with too much capital, and not enough workplaces can be created with the given amount of investment; unemployment of labor through capital shortage would result. In the converse case $r_1 > r_2$, the rate of capital deepening would be too low, more jobs would be newly created than could be manned, and a labor shortage would result.

Despite these potentially interesting and promising aspects, no systematic theoretical work has taken up these problems as yet and these and related ideas (for instance, the possible role of the business cycle in solving the puzzle as in Schlicht 1983) remain speculation.

4 Conclusion

In this essay it has been shown that substitution of the neo-classical production function by Kaldor's technical progress function in a standard growth model leads to a hybrid model that provides an interesting alternative to standard growth theory. It accounts for balanced growth without any further assumptions, while the standard growth model needs to be tweaked in a way by assumptions that amounts to assuming the result.

References

- Acemoglu, D. (2003). Labor- and Capital-Augmenting Technical Change. *Journal of the European Economic Association*, 1(1): 1–37. URL <http://ideas.repec.org/a/tpr/jeurec/v1y2003i1p1-37.html>.
- Acemoglu, D. (2009). *Introduction to Modern Economic Growth*. Princeton and Oxford: Princeton University Press. URL <http://press.princeton.edu/titles/8764.html>.

- Aghion, P., and Howitt, P. W. (2008). *The Economics of Growth*. The MIT Press. ISBN 9780262012638. URL <http://amazon.com/o/ASIN/0262012634/>.
- Arrow, K. J. (1962). The Economic Implications of Learning by Doing. *The Review of Economic Studies*, 29(3): 155–173. ISSN 00346527. URL <http://www.jstor.org/stable/2295952>.
- Beckmann, M. (1965). A Wicksellian Model of Growth. *Rivista internazionale di scienze economiche e commerciali*, xii(3): 201–210. URL <http://www.econbiz.de/Record/a-wicksellian-model-of-growth-beckmann-martin/10001887386>.
- Blanchard, O. J., and Fischer, S. (1989). *Lectures on Macroeconomics*. Cambridge, M.A. and London: MIT Press. URL <http://amazon.com/o/ASIN/0262022834/>.
- Drandakis, E., and Phelps, E. S. (1966). A Model of Induced Invention, Growth, and Distribution. *Economic Journal*, 76(304): 823–40. URL <http://www.jstor.org/stable/2229086>.
- Fischer, S. (1972). Keynes-Wicksell and Neoclassical Models of Money and Growth. *American Economic Review*, 62(5): 880–90. URL <http://EconPapers.repec.org/RePEc:aea:aecrev:v:62:y:1972:i:5:p:880-90>.
- Giovannoni, O. (2010). Functional Distribution of Income, Inequality and the Incidence of Poverty: Stylized Facts and the Role of Macroeconomic Policy. UTIP Working Paper 58, The University of Texas Inequality Project, LBJ School of Public Affairs, The University of Texas at Austin, Austin TX 78712. URL http://utip.gov.utexas.edu/papers/utip_58.pdf.
- Hahn, F. H., and Matthews, R. C. O. (1964). The Theory of Economic Growth: A Survey. *The Economic Journal*, 74(296): pp. 779–902. ISSN 00130133. URL <http://www.jstor.org/stable/2228848>.
- Hicks, J. R. (1973a). *Capital and Time: A Neo-Austrian Theory*. Oxford University Press, USA, first edition. ISBN 9780198281795. URL <http://amazon.com/o/ASIN/019828179X/>.
- Hicks, J. R. (1973b). The Mainspring of Economic Growth. Nobel Prize in Economics documents 1972-1, Nobel Prize Committee. URL http://EconPapers.repec.org/RePEc:ris:nobelp:1972_001.

- Irmen, A. (2013). Adjustment costs in a variant of Uzawa's steady-state growth theorem. *Economics Bulletin*, 33(4): 2860–2873. URL <http://EconPapers.repec.org/RePEc:ebl:ecbull:eb-13-00654>.
- Kaldor, N. (1957). A Model of Economic Growth. *The Economic Journal*, 67(268): 591–624. ISSN 00130133. URL <http://www.jstor.org/stable/2227704>.
- Kaldor, N., and Mirrlees, J. A. (1962). A New Model of Economic Growth. *The Review of Economic Studies*, 29(3): pp. 174–192. ISSN 00346527. URL <http://www.jstor.org/stable/2295953>.
- Kennedy, C. (1964). Induced Bias in Innovation and the Theory of Distribution. *The Economic Journal*, 74(295): 541–547. ISSN 00130133. URL <http://www.jstor.org/stable/2228295>.
- Kennedy, C. (1973). A Generalisation of the Theory of Induced Bias in Technical Progress. *Economic Journal*, 83(329): 48–57. URL <http://EconPapers.repec.org/RePEc:ecj:econjl:v:83:y:1973:i:329:p:48-57>.
- Marglin, S. A. (1987). *Growth, Distribution and Prices (Harvard Economic Studies)*. Harvard University Press. ISBN 9780674364165. URL <http://amazon.com/o/ASIN/0674364163/>.
- Romer, D. (1996). *Advanced Macroeconomics*. New York etc.: McGraw-Hill.
- Samuelson, P. A. (1965). A Theory of Induced Innovation along Kennedy-Weisäcker Lines. *The Review of Economics and Statistics*, 47(4): 343–356. ISSN 00346535. URL <http://www.jstor.org/stable/1927763>.
- Samuelson, P. A. (1966). A Summing Up. *The Quarterly Journal of Economics*, 80(4): pp. 568–583. ISSN 00335533. URL <http://www.jstor.org/stable/1882916>.
- Schlicht, E. (1974). The Impact of Some Investment Functions in a Kaldorian Growth Model. Discussion paper 17, Universität Regensburg, Fachbereich Wirtschaftswissenschaft, Regensburg. URL <http://epub.ub.uni-muenchen.de/14801/>. Paper presented at the Winter Symposium of the Econometric Society, Budapest, January 26-28, 1974.
- Schlicht, E. (1983). Zwei makroökonomische Koordinationsprobleme. *Karl Acham (Hg.): Gesellschaftliche Prozesse, Graz 1983*, pages 143–148. URL <http://epub.ub.uni-muenchen.de/14810/>.

- Schlicht, E. (1997). The moving equilibrium theorem again. *Economic Modelling*, 14(2): 271–278. URL <http://EconPapers.repec.org/RePEc:eee:ecmode:v:14:y:1997:i:2:p:271-278>.
- Schlicht, E. (2006). A Variant of Uzawa’s Theorem. *Economics Bulletin*, 5(6): 1–5. URL <http://EconPapers.repec.org/RePEc:ebl:ecbull:eb-06e10001>.
- Solow, R. M. (1956). A Contribution to the Theory of Economic Growth. *The Quarterly Journal of Economics*, 70(1): pp. 65–94. ISSN 00335533. URL <http://www.jstor.org/stable/1884513>.
- von Weizsacker, C. C. (1971). *Steady state capital theory*. Springer-Verlag. URL <http://amazon.com/o/ASIN/B007EUYRPS/>.
- von Weizsäcker, C. C. (1962/2010). A New Technical Progress Function (1962). *German Economic Review*, 11(3): 248–265. URL <http://EconPapers.repec.org/RePEc:bla:germec:v:11:y:2010:i::p:248-265>.
- von Weizsäcker, C. C. (1966). Income Distribution and Technical Progress in Equilibrium Growth. A Generalization of the Marginalist Approach. *Zeitschrift für die gesamte Staatswissenschaft / Journal of Institutional and Theoretical Economics*, 122(3): pp. 400–417. ISSN 00442550. URL <http://www.jstor.org/stable/40748974>.
- von Weizsäcker, C. C. (1966a). Tentative Notes on a Two Sector Model with Induced Technical Progress. *The Review of Economic Studies*, 33(3): 245–251. ISSN 00346527. URL <http://www.jstor.org/stable/2974418>.
- von Weizsäcker, C. C. (1966b). *Zur Okonomischen Theorie Des Technischen Fortschritts*. Göttingen, Vandenhoeck & Ruprecht, 1st edition. URL <http://amazon.com/o/ASIN/B00570WMDG/>.

Appendix

In the following, the relative convergence of different solutions to the differential equation (16) is shown. The function f is assumed to satisfy the Inada conditions, and ψ inherits them: $\psi(0) = 0$, $\psi' > 0$, $\psi'' < 0$, $\psi'(0) = \infty$, $\psi'(\infty) = 0$. This implies that for $\frac{1}{s}(v + \delta + \gamma) > 0$ the equation

$$\psi(\bar{k}_0) = \frac{1}{s}(v + \delta + \gamma)\bar{k}_0 \quad (18)$$

has a positive root \bar{k}_0 that is unique, and that $\frac{\psi(\xi)}{\xi}$ is a decreasing function of ξ . Hence the expression $(\log \xi - \log \bar{k}_0) \left(\frac{\psi(\xi)}{\xi} - \frac{\psi(\bar{k}_0)}{\bar{k}_0} \right)$ is negative definite:

$$(\log \xi - \log \bar{k}_0) \left(\frac{\psi(\xi)}{\xi} - \frac{\psi(\bar{k}_0)}{\bar{k}_0} \right) < 0 \text{ for all } \xi > 0 \text{ with } \xi \neq \bar{k}_0. \quad (19)$$

It is easy to check that the time-path

$$\bar{k}_t = e^{\gamma t} \bar{k}_0 \quad (20)$$

satisfies (16).

Define

$$\xi_t = e^{-\gamma t} k_t. \quad (21)$$

Equations (16) and (18) imply

$$\dot{\xi}_t = s\psi(\xi_t) - (\nu + \delta + \gamma)\xi_t. \quad (22)$$

Consider now the relative distance between any solution k_t of (16) and \bar{k}_t :

$$V_t = (\log k_t - \log \bar{k}_t)^2.$$

As $k_t = e^{\gamma t} \xi_t$ and $\bar{k}_t = e^{\gamma t} \bar{k}_0$, this is identical to

$$V_t = (\log \xi_t - \log \bar{k}_0)^2.$$

The time derivative of this distance is

$$\begin{aligned} \dot{V}_t &= 2(\log \xi_t - \log \bar{k}_0) \dot{\xi}_t \\ &= 2s(\log \xi_t - \log \bar{k}_0) \left(\frac{\psi(\xi_t)}{\xi_t} - \frac{(\nu + \delta + \gamma)}{s} \right). \end{aligned}$$

Equation (18) implies $\frac{(\nu + \delta + \gamma)}{s} = \psi(\bar{k}_0)$ and we can write

$$\dot{V}_t = 2s(\log \xi_t - \log \bar{k}_0) \left(\frac{\psi(\xi_t)}{\xi_t} - \frac{\psi(\bar{k}_0)}{\bar{k}_0} \right)$$

which is negative whenever ξ_t differs from \bar{k}_0 , see (19). Hence all solutions of (16) converge in the sense that the ratio of two solutions k'_t and k''_t approach unity. (This does not imply that the distance between such solution shrinks over time.)