

Adam, Klaus; Billi, Roberto M.

Working Paper

Distortionary fiscal policy and monetary policy goals

Sveriges Riksbank Working Paper Series, No. 278

Provided in Cooperation with:

Central Bank of Sweden, Stockholm

Suggested Citation: Adam, Klaus; Billi, Roberto M. (2013) : Distortionary fiscal policy and monetary policy goals, Sveriges Riksbank Working Paper Series, No. 278, Sveriges Riksbank, Stockholm

This Version is available at:

<https://hdl.handle.net/10419/103830>

Standard-Nutzungsbedingungen:

Die Dokumente auf EconStor dürfen zu eigenen wissenschaftlichen Zwecken und zum Privatgebrauch gespeichert und kopiert werden.

Sie dürfen die Dokumente nicht für öffentliche oder kommerzielle Zwecke vervielfältigen, öffentlich ausstellen, öffentlich zugänglich machen, vertreiben oder anderweitig nutzen.

Sofern die Verfasser die Dokumente unter Open-Content-Lizenzen (insbesondere CC-Lizenzen) zur Verfügung gestellt haben sollten, gelten abweichend von diesen Nutzungsbedingungen die in der dort genannten Lizenz gewährten Nutzungsrechte.

Terms of use:

Documents in EconStor may be saved and copied for your personal and scholarly purposes.

You are not to copy documents for public or commercial purposes, to exhibit the documents publicly, to make them publicly available on the internet, or to distribute or otherwise use the documents in public.

If the documents have been made available under an Open Content Licence (especially Creative Commons Licences), you may exercise further usage rights as specified in the indicated licence.

SVERIGES RIKSBANK
WORKING PAPER SERIES

278



Distortionary Fiscal Policy and Monetary Policy Goals

Klaus Adam and Roberto M. Billi

October 2013

WORKING PAPERS ARE OBTAINABLE FROM

Sveriges Riksbank • Information Riksbank • SE-103 37 Stockholm

Fax international: +46 8 787 05 26

Telephone international: +46 8 787 01 00

E-mail: info@riksbank.se

The Working Paper series presents reports on matters in the sphere of activities of the Riksbank that are considered to be of interest to a wider public.

The papers are to be regarded as reports on ongoing studies and the authors will be pleased to receive comments.

The views expressed in Working Papers are solely the responsibility of the authors and should not to be interpreted as reflecting the views of the Executive Board of Sveriges Riksbank.

Distortionary Fiscal Policy and Monetary Policy Goals*

Klaus Adam[†] and Roberto M. Billi[‡]

Sveriges Riksbank Working Paper Series No. 278

October 2013

Abstract

We reconsider the role of an inflation conservative central banker in a setting with distortionary taxation. To do so, we assume monetary and fiscal policy are decided by independent authorities that do not abide to past commitments. If the two authorities make policy decisions simultaneously, inflation conservatism causes fiscal overspending. But if fiscal policy is determined before monetary policy, inflation conservatism imposes fiscal discipline. These results clarify that in our setting the value of inflation conservatism depends crucially on the timing of policy decisions.

Keywords: optimal policy, lack of commitment, conservative monetary policy

JEL: E52, E62, E63

*We thank seminar participants at the Federal Reserve Bank of Kansas City, the Midwest Macroeconomics Meeting and the SED meeting for helpful comments and discussions. The views expressed herein are solely the responsibility of the authors and should not be interpreted as reflecting the views of the Executive Board of Sveriges Riksbank.

[†]Mannheim University, Germany and CEPR, United Kingdom (e-mail: adam@uni-mannheim.de)

[‡]Sveriges Riksbank, Research Division, Sweden (e-mail: Roberto.Billi@riksbank.se)

1 Introduction

The problem of designing institutional frameworks that cope best with discretionary behavior of policymakers has received much attention following the seminal work of Kydland and Prescott (1977) and Barro and Gordon (1983). In particular, to overcome the inflationary bias caused by discretionary conduct of monetary policy, Rogoff (1985) proposed appointing a *conservative* central banker, who dislikes inflation more than society does. Recently in Adam and Billi (2008) we have shown inflation conservatism à la Rogoff also to be desirable when fiscal policy is endogenous and equally subject to a commitment problem. By introducing distortionary taxation into the setting, in this paper we show that the desirability of inflation conservatism depends crucially on the timing of policy decisions.

We consider, in particular, two policy regimes under discretion. In one, the two authorities decide policy at the same time (simultaneous policy regime). In the other, fiscal policy is determined before monetary policy (fiscal leadership regime). The main result is that inflation conservatism pays off overall, even though excessive concern about inflation may be harmful, depending on the policy regime. In particular, full conservatism, which implies zero inflation in equilibrium, is optimal only in the case of fiscal leadership, arguably the most plausible assumption. Instead, the optimal degree of conservatism in the case of simultaneous policy, though substantially high, is less than full.

The intuition is the following. In the simultaneous policy regime, the fiscal instruments are not observed when the monetary instrument is set. In contrast, under fiscal leadership, the central bank can condition the nominal interest rate on fiscal policy and she does so in a way that depends on her preferences for inflation. Under full conservatism, inflation is completely stabilized at zero. Therefore, a surge in public spending is followed by a strong monetary policy tightening and, as a consequence, the fiscal policy maker correctly perceives the trade-off between public consumption and private consumption, implied by the production function and

the resource constraint. Then, the Ramsey plan is implemented even if the fiscal policy maker lacks the ability to commit to future policies. The whole mechanism breaks when the central bank moves at the same time as the fiscal authority, since the nominal interest rate cannot be contingent on public expenditure. Rather, the low inflation rate implied by conservatism can be harmful, because it reduces the marginal cost of a further increase of government expenditure, in terms of inflation. It follows that the optimal degree of conservatism under a simultaneous policy regime has to solve a trade-off between high inflation and high public expenditure. The solution to the trade-off is less than full conservatism.

Relative to the existing literature, the paper shows that the presence of distortionary taxation significantly worsens the trade-off between inflation and government expenditure in the simultaneous policy regime. As a consequence, full conservatism is not necessarily optimal in such case. This conclusion partially overturns the result in Adam and Billi (2008). When the government expenditure is financed with lump-sum taxation, as in that paper, full conservatism is always optimal, irrespective of the policy regime. Adam (2011) studies how the level of government debt affects optimal policies under commitment. Finally, Niemann (2011) studies how different levels of government debt affect the desirability of monetary conservatism under discretion in a flexible price economy. If the government issues nominal debt, as in his setting, the high debt tolerance implied by full conservatism can be harmful.

Section 2 describes the model. Section 3 explains the policy regimes. Section 4 presents the policy evaluation. And Section 5 concludes. The Appendix contains technical details.

2 The model

We generalize the setting of Adam and Billi (2008) to a case in which public spending is financed with a distortionary income tax.

There is a continuum of identical households with preferences given by

$$E_0 \sum_{t=0}^{\infty} \beta^t u(c_t, h_t, g_t), \quad (1)$$

where β denotes the discount factor. c_t denotes consumption of an aggregate good, $h_t \in (0, 1)$ is labor supply, and g_t is public goods provision by the government in the form of an aggregate good.¹ Each household produces a differentiated intermediate good with a technology linear in h_t . Demand for that good is $y_t d(\tilde{P}_t/P_t)$, where y_t is demand for the aggregate good and \tilde{P}_t/P_t is the relative price. $d(\cdot)$ satisfies $d(1) = 1$ and $d'(1) = \eta_t$, where $\eta_t < -1$ is the price elasticity of demand for the different goods. Thus, η_t represents a mark-up shock.

The household chooses \tilde{P}_t and then hires labor \tilde{h}_t so satisfy product demand,

$$z_t \tilde{h}_t = y_t d\left(\frac{\tilde{P}_t}{P_t}\right), \quad (2)$$

where z_t is an aggregate technology shock. The shocks η_t and z_t evolve according to independent AR(1) stochastic processes with autocorrelation coefficients ρ_η and ρ_z and steady state values $z = 1$ and $\eta < -1$. Following Rotemberg (1982), we assume quadratic resource costs of adjusting prices, where $\theta > 0$ indexes the degree of price stickiness.

The budget constraint of the household is then

$$P_t c_t + B_t = R_{t-1} B_{t-1} + P_t \left[\frac{\tilde{P}_t}{P_t} y_t d\left(\frac{\tilde{P}_t}{P_t}\right) - w_t \tilde{h}_t - \frac{\theta}{2} \left(\frac{\tilde{P}_t}{\tilde{P}_{t-1}} - 1 \right)^2 \right] + P_t w_t h_t (1 - \tau_t), \quad (3)$$

where R_t denotes the gross nominal interest rate, B_t are nominal bonds paying $R_t B_t$ in period $t + 1$, w_t is the real wage paid in a competitive labor market, and τ_t is a labor income tax. We assume bonds are in zero aggregate net supply. And we rule out Ponzi schemes.

Thus, the household's problem consists of choosing $\{c_t, h_t, \tilde{h}_t, \tilde{P}_t, B_t\}_{t=0}^{\infty}$ to maximize (1)

¹We assume $u(\cdot)$ is separable and increasing in c and g but decreasing in h .

subject to (2) and (3) taking as given $\{y_t, P_t, w_t, R_t, g_t, \tau_t\}_{t=0}^{\infty}$. The first-order conditions of this problem are (2) and (3) and

$$\begin{aligned} u_{ht} &= -u_{ct}w_t(1 - \tau_t) \\ u_{ct} &= \beta E_t \frac{R_t u_{ct+1}}{\Pi_{t+1}} \\ 0 &= u_{ct} \left[y_t d(r_t) + r_t y_t d'(r_t) - \frac{w_t}{z_t} y_t d'(r_t) - \theta \left(\Pi_t \frac{r_t}{r_{t-1}} - 1 \right) \frac{\Pi_t}{r_{t-1}} \right] \\ &\quad + \beta \theta E_t u_{ct+1} \left(\frac{r_{t+1}}{r_t} \Pi_{t+1} - 1 \right) \frac{r_{t+1}}{r_t^2} \Pi_{t+1}, \end{aligned} \tag{4}$$

where $r_t = \tilde{P}_t/P_t$ denotes the relative price and $\Pi_t = P_t/P_{t-1}$ is the gross inflation rate. In addition, the usual transversality condition holds.

The government consists of two independent authorities, namely a monetary authority setting R_t and a fiscal authority choosing g_t in each period t . The government is assumed to operate under a balanced budget

$$\tau_t w_t h_t = g_t. \tag{5}$$

We consider a symmetric price-setting equilibrium in which $r_t = 1$ for all t . The first-order conditions of the household's problem can then be condensed into two equilibrium conditions, i.e., a Phillips curve

$$u_{ct}(\Pi_t - 1)\Pi_t = \frac{u_{ct}z_t h_t}{\theta} \left(1 + \eta_t + \frac{\eta_t}{z_t} \left(\frac{u_{ht}}{u_{ct}} - \frac{g_t}{h_t} \right) \right) + \beta E_t u_{ct+1}(\Pi_{t+1} - 1)\Pi_{t+1}, \tag{6}$$

and a consumption Euler equation

$$\frac{u_{ct}}{R_t} = \beta E_t \frac{u_{ct+1}}{\Pi_{t+1}}. \tag{7}$$

Conveniently, these two equilibrium conditions do not make reference to τ_t and w_t .² Thus,

²Equations (4) and (5) imply $\tau_t = g_t \left(g_t - h_t \frac{u_{ht}}{u_{ct}} \right)^{-1}$ and $w_t = \frac{g_t}{h_t} - \frac{u_{ht}}{u_{ct}}$.

an equilibrium in the private sector consists of a plan $\{c_t, h_t, \Pi_t, R_t, g_t\}_{t=0}^{\infty}$ satisfying (5)-(7) and the market-clearing condition

$$z_t h_t = c_t + \frac{\theta}{2}(\Pi_t - 1)^2 + g_t. \quad (8)$$

3 The policy regimes

As a benchmark in the policy evaluation, we use the optimal Ramsey plan, i.e., the optimal commitment policy determined at time zero. The Ramsey planner chooses $\{c_t, h_t, \Pi_t, R_t, g_t\}_{t=0}^{\infty}$ to maximize (1) subject to (6)-(8). We assume that the government authorities cannot abide to the Ramsey plan and instead re-optimize in each period. In such a setting, we consider two policy regimes.³

Simultaneous policy. In the first regime, the authorities make decisions at the same time in each period. The government in period t has to choose $(c_t, h_t, \Pi_t, g_t, R_t)$ to maximize (1) subject to (6)-(8), a fiscal reaction function, a monetary reaction function, and taking as given $\{c_{t+j}, h_{t+j}, \Pi_{t+j}, R_{t+j}, g_{t+j}\}$ for $j \geq 1$.

In particular, the fiscal reaction function represents the optimal strategy from the point of view of the fiscal authority in period t , who takes R_t as given. The fiscal authority has to choose (c_t, h_t, Π_t, g_t) to maximize (1) subject to (6)-(8) taking as given $\{c_{t+j}, h_{t+j}, \Pi_{t+j}, R_{t+j-1}, g_{t+j}\}$ for $j \geq 1$.⁴ Instead, the monetary reaction function represents the optimal strategy from the vantage point of the monetary authority in period t , who takes g_t as given. The objective of the monetary authority is assumed to take the form:

$$E_t \sum_{j=0}^{\infty} \beta^j \left[(1 - \alpha)u(c_{t+j}, h_{t+j}, g_{t+j}) - \alpha \frac{(\Pi_{t+j} - 1)^2}{2} \right] \quad (9)$$

³The regimes correspond to the notion of a Markov-perfect equilibrium.

⁴See Appendix A.1 for the calculations.

where $\alpha \in [0, 1]$ denotes the degree of inflation conservatism. When $\alpha = 1$ the monetary authority cares only about inflation. The monetary authority chooses (c_t, h_t, Π_t, R_t) to maximize (9) subject to (6)-(8) taking as given $\{c_{t+j}, h_{t+j}, \Pi_{t+j}, R_{t+j}, g_{t+j-1}\}$ for $j \geq 1$.⁵

Fiscal leadership. In the second regime, the fiscal authority decides before the monetary authority in each period. The government in period t has to choose $(c_t, h_t, \Pi_t, g_t, R_t)$ to maximize (1) subject to (6)-(8), the monetary reaction function, and taking as given $\{c_{t+j}, h_{t+j}, \Pi_{t+j}, R_{t+j}, g_{t+j}\}$ for $j \geq 1$. The monetary reaction function, of course, is the same as in the first regime, because the monetary authority faces the same economic environment in the two regimes.

4 Policy evaluation

After calibrating the model, we provide an assessment of the implications of inflation conservatism. We assess the implications on both the steady state and the response to shocks.

4.1 Calibration

As in Adam and Billi (2008) household preferences are assumed to take the form:

$$u(c_t, h_t, g_t) = \log(c_t) - \omega_h \frac{h_t^{1+\varphi}}{1+\varphi} + \omega_g \log(g_t), \quad (10)$$

where $\omega_h > 0$, $\omega_g \geq 0$ and $\varphi \geq 0$ denotes the inverse of the Frisch labor supply elasticity. We set β equal to 0.9913 quarterly, to imply a steady-state real interest rate of 3.5 percent annual. η is equal to -6 , so that the mark-up over marginal costs is 20 percent. θ is equal to 17.5, making Phillips curve (6) consistent with Schmitt-Grohé and Uribe (2004). And φ^{-1} is equal to 1. The weights ω_h and ω_g are chosen such that households in the Ramsey plan work 20

⁵See Appendix A.2 for the calculations.

percent of the time and spend 20 percent of output on public goods.⁶ The technology shock has ρ_z equal to 0.95 and σ_z equal to 0.6 percent quarterly, while the mark-up shock has ρ_η equal to 0.96 and σ_η equal to 2.1 percent quarterly.

4.2 The implications of inflation conservatism

Based on the calibrated model, figure 1 shows the effects of inflation conservatism on welfare, measured as the welfare equivalent consumption loss relative to the Ramsey plan.⁷ In the figure, lack of inflation conservatism ($\alpha = 0$) results in a welfare loss of more than 8 percentage points in the two policy regimes. But if we consider inflation conservatism, welfare differs greatly across the two regimes. With simultaneous policy, a value of α slightly below 1 reduces the welfare loss to less than 5 percentage points. However, if α rises to 1, the welfare loss rises back to about 8 percentage points. With fiscal leadership, by contrast, the welfare loss falls all the way to zero when α rises to 1. The reason is that, in the fiscal leadership regime, inflation conservatism imposes discipline on public spending.

[Figure 1 about here]

To illustrate the fiscal discipline, figure 2 shows the effects of inflation conservatism on the equilibrium allocation in the two policy regimes and in the Ramsey plan.⁸ If the level of inflation conservatism is moderate ($\alpha = 0.7$), inflation and output (GDP) are high, compared to the Ramsey plan. The high output is achieved via excessive public spending. And public spending crowds out private consumption. With simultaneous policy, raising α results in further crowding out of private consumption. But with fiscal leadership, raising α to 1 eliminates

⁶The calculation of the weights can be found in the appendix of Adam (2011), after imposing bonds are in zero aggregate net supply.

⁷Let $u(c, h, g)$ denote the period utility in the Ramsey steady state and $u(c^A, h^A, g^A)$ the period utility in the steady state of an alternative policy regime. The figure shows the percent fall in consumption ν making the Ramsey steady state welfare equivalent to the alternative policy regime, i.e., $u(c(1 - \nu), h, g) = u(c^A, h^A, g^A)$.

⁸In the Ramsey steady state $c = 0.16$, $h = 0.2$, $\Pi = 1$, $g = 0.04$ and $\tau = 0.24$.

the crowding out. Thus, in the fiscal leadership regime, full inflation conservatism recovers the Ramsey allocation.

[Figure 2 about here]

Regarding the dynamics of the economy, figure 3 shows the response after a negative technology shock. The shock size is one standard deviation. On impact, private consumption, public spending and output all fall about 2 percentage points below steady state, while inflation remains at steady state. The response is the same both for the Ramsey plan and for the fiscal leadership regime with full inflation conservatism. At the same time, the response to a mark-up shock is minimal, as figure 4 shows. In fact, the deviation from steady state is less than 0.2 percent and is in the first few quarters only. Overall, in the fiscal leadership regime, full inflation conservatism practically eliminates any volatility in the economy due to technology shocks and mark-up shocks.

[Figure 3 and 4 about here]

5 Conclusion

In this paper, we reconsider the role of inflation conservatism in a setting with endogenous fiscal policy and distortionary taxation. The analysis clarifies that the desirability of inflation conservatism depends crucially on the timing of policy decisions. In particular, full conservatism, which implies zero inflation in equilibrium, is optimal only in the case of fiscal leadership, arguably the most plausible case. Still, we do not take into account government debt accumulation. As a consequence, fiscal policy is not allowed to smooth taxes, and the associated distortions, over time. Incorporating these features into the analysis seems an interesting task for future research.

A Appendix

This appendix derives the fiscal reaction function and the monetary reaction function. In doing so, let γ_t^j for $j = 1$ to 3 denote the Lagrange multipliers on (6)-(8), respectively.

A.1 Fiscal reaction function

The first-order conditions of the fiscal authority's problem are

$$c_t : \quad 0 = u_{ct} + \gamma_t^1 \left(u_{cct}(\Pi_t - 1)\Pi_t - \frac{u_{cct}z_t h_t}{\theta} \left(1 + \eta_t - \frac{\eta_t g_t}{z_t h_t} \right) \right) + \gamma_t^2 \frac{u_{cct}}{R_t} - \gamma_t^3 \quad (11)$$

$$h_t : \quad 0 = u_{ht} - \gamma_t^1 \frac{u_{ct}z_t}{\theta} \left(1 + \eta_t + \frac{\eta_t}{z_t} \left(\frac{u_{ht}}{u_{ct}} + h_t \frac{u_{hht}}{u_{ct}} \right) \right) + \gamma_t^3 z_t \quad (12)$$

$$\Pi_t : \quad 0 = \gamma_t^1 u_{ct}(2\Pi_t - 1) - \gamma_t^3 \theta(\Pi_t - 1) \quad (13)$$

$$g_t : \quad 0 = u_{gt} + \gamma_t^1 \frac{u_{ct}}{\theta} \eta_t - \gamma_t^3. \quad (14)$$

Equations (13) and (14) imply

$$\gamma_t^1 = \frac{u_{gt}\theta(\Pi_t - 1)}{u_{ct}(2\Pi_t - 1 - \eta_t(\Pi_t - 1))}.$$

Using this result and (14) to eliminate γ_t^3 in (12) gives the fiscal reaction function

$$u_{gt} = -\frac{u_{ht}}{z_t} \frac{2\Pi_t - 1 - \eta_t(\Pi_t - 1)}{2\Pi_t - 1 - (\Pi_t - 1) \left(1 + \eta_t + \frac{\eta_t}{z_t} \left(\frac{u_{ht}}{u_{ct}} + h_t \frac{u_{hht}}{u_{ct}} \right) \right)}.$$

A.2 Monetary reaction function

The first-order conditions of the monetary authority's problem are

$$c_t : \quad 0 = (1 - \alpha) u_{ct} + \gamma_t^1 \left(u_{cct}(\Pi_t - 1)\Pi_t - \frac{u_{cct}z_t h_t}{\theta} \left(1 + \eta_t - \frac{\eta_t}{z_t} \frac{g_t}{h_t} \right) \right) + \gamma_t^2 \frac{u_{cct}}{R_t} - \gamma_t^3 \quad (15)$$

$$h_t : \quad 0 = (1 - \alpha) u_{ht} - \gamma_t^1 \frac{u_{ct}z_t}{\theta} \left(1 + \eta_t + \frac{\eta_t}{z_t} \left(\frac{u_{ht}}{u_{ct}} + h_t \frac{u_{hht}}{u_{ct}} \right) \right) + \gamma_t^3 z_t \quad (16)$$

$$\Pi_t : \quad 0 = \gamma_t^1 u_{ct}(2\Pi_t - 1) - \gamma_t^3 \theta(\Pi_t - 1) - \alpha(\Pi_t - 1) \quad (17)$$

$$R_t : \quad 0 = -\gamma_t^2 \frac{u_{ct}}{R_t^2}. \quad (18)$$

Equation (18) implies $\gamma_t^2 = 0$. While (15)-(17) give, respectively,

$$\gamma_t^3 = (1 - \alpha) u_{ct} + \gamma_t^1 \left(u_{cct}(\Pi_t - 1)\Pi_t - \frac{u_{cct}z_t h_t}{\theta} \left(1 + \eta_t - \frac{\eta_t}{z_t} \frac{g_t}{h_t} \right) \right) \quad (19)$$

$$\gamma_t^3 = -(1 - \alpha) \frac{u_{ht}}{z_t} + \gamma_t^1 \frac{u_{ct}}{\theta} \left(1 + \eta_t + \frac{\eta_t}{z_t} \left(\frac{u_{ht}}{u_{ct}} + h_t \frac{u_{hht}}{u_{ct}} \right) \right) \quad (20)$$

$$\gamma_t^3 = \gamma_t^1 \frac{u_{ct}(2\Pi_t - 1)}{\theta(\Pi_t - 1)} - \frac{\alpha}{\theta}. \quad (21)$$

Then (19) and (21) imply

$$\gamma_t^1 = \frac{\theta \left(1 - \alpha + \frac{1}{u_{ct}} \frac{\alpha}{\theta} \right)}{\frac{2\Pi_t - 1}{\Pi_t - 1} - \frac{u_{cct}}{u_{ct}} \left(\theta(\Pi_t - 1)\Pi_t - z_t h_t \left(1 + \eta_t - \frac{\eta_t}{z_t} \frac{g_t}{h_t} \right) \right)}. \quad (22)$$

While (20) and (21) imply

$$\gamma_t^1 = \frac{\theta \left(1 - \alpha - \frac{z_t}{u_{ht}} \frac{\alpha}{\theta} \right)}{\frac{z_t u_{ct}}{u_{ht}} \left(1 + \eta_t - \frac{2\Pi_t - 1}{\Pi_t - 1} + \frac{\eta_t}{z_t} \left(\frac{u_{ht}}{u_{ct}} + h_t \frac{u_{hht}}{u_{ct}} \right) \right)}. \quad (23)$$

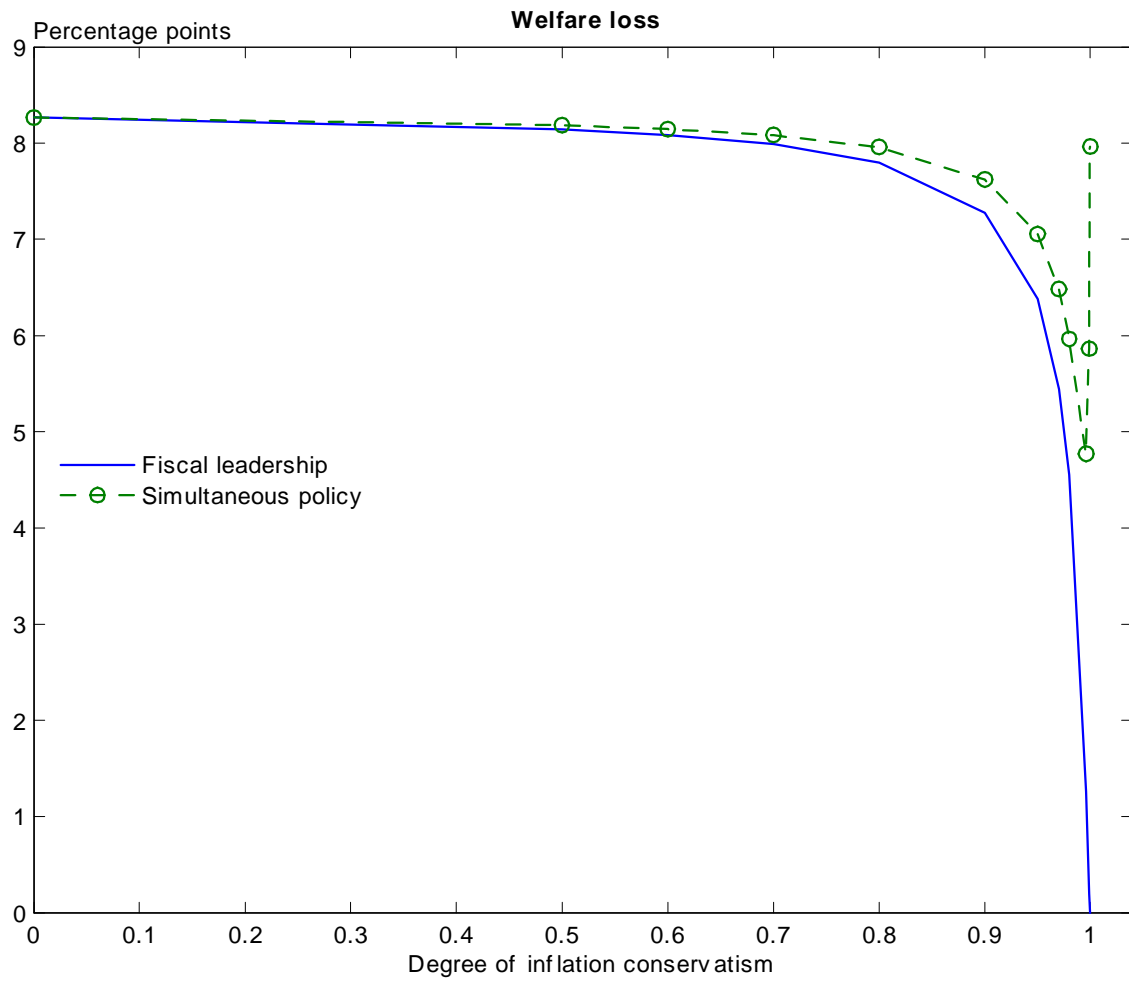
Equating (22) and (23) gives the monetary reaction function

$$\begin{aligned}
& -\frac{z_t u_{ct}}{u_{ht}} (\eta_t (\Pi_t - 1) - \Pi_t) - (\Pi_t - 1) \eta_t \left(1 + h_t \frac{u_{hht}}{u_{ht}} \right) \\
& + \left[2\Pi_t - 1 - \frac{u_{cct}}{u_{ct}} (\Pi_t - 1) \left(\theta (\Pi_t - 1) \Pi_t - z_t h_t \left(1 + \eta_t - \frac{\eta_t g_t}{z_t h_t} \right) \right) \right] \frac{(1 - \alpha) \theta - \alpha \frac{z_t}{u_{ht}}}{(1 - \alpha) \theta + \alpha \frac{1}{u_{ct}}} = 0.
\end{aligned}$$

References

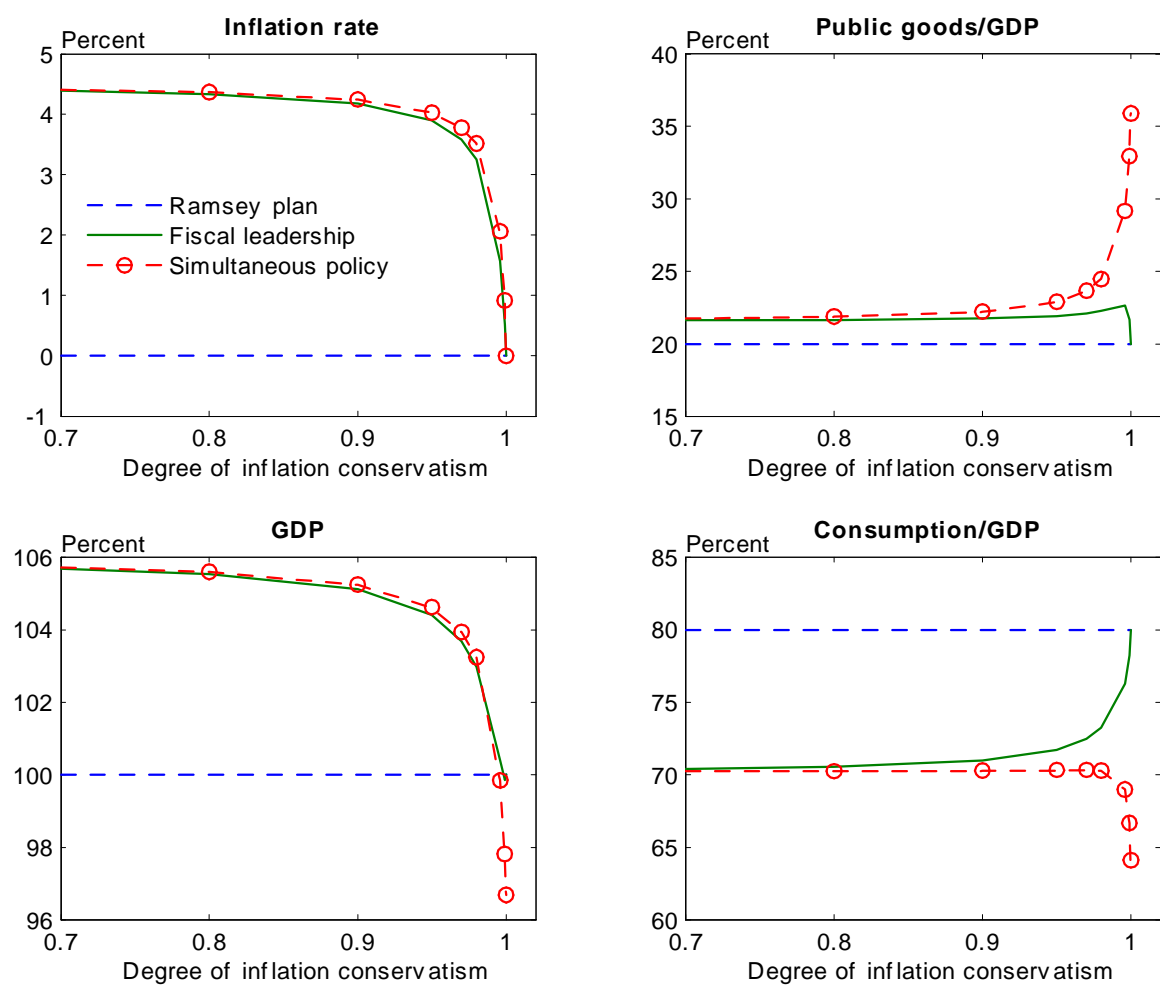
- ADAM, K. (2011): “Government Debt and Optimal Monetary and Fiscal Policy,” *European Economic Review*, 55, 57–74.
- ADAM, K., AND R. M. BILLI (2008): “Monetary Conservatism and Fiscal Policy,” *Journal of Monetary Economics*, 55, 1376–1388.
- BARRO, R. J., AND D. B. GORDON (1983): “A Positive Theory of Monetary Policy in a Natural Rate Model,” *Journal of Political Economy*, 91(4), 589–610.
- KYDLAND, F. E., AND E. C. PRESCOTT (1977): “Rules Rather Than Discretion: The Inconsistency of Optimal Plans,” *Journal of Political Economy*, 85(3), 473–491.
- NIEMANN, S. (2011): “Dynamic Monetary-Fiscal Interactions and the Role of Monetary Conservatism,” *Journal of Monetary Economics*, 58, 234–247.
- ROGOFF, K. (1985): “The Optimal Degree of Commitment to an Intermediate Monetary Target,” *Quarterly Journal of Economics*, 100(4), 1169–1189.
- ROTEMBERG, J. J. (1982): “Sticky Prices in the United States,” *Journal of Political Economy*, 90(6), 1187–1211.
- SCHMITT-GROHÉ, S., AND M. URIBE (2004): “Optimal Fiscal and Monetary Policy under Sticky Prices,” *Journal of Economic Theory*, 114, 198–230.

Figure 1: Effect of inflation conservatism on welfare



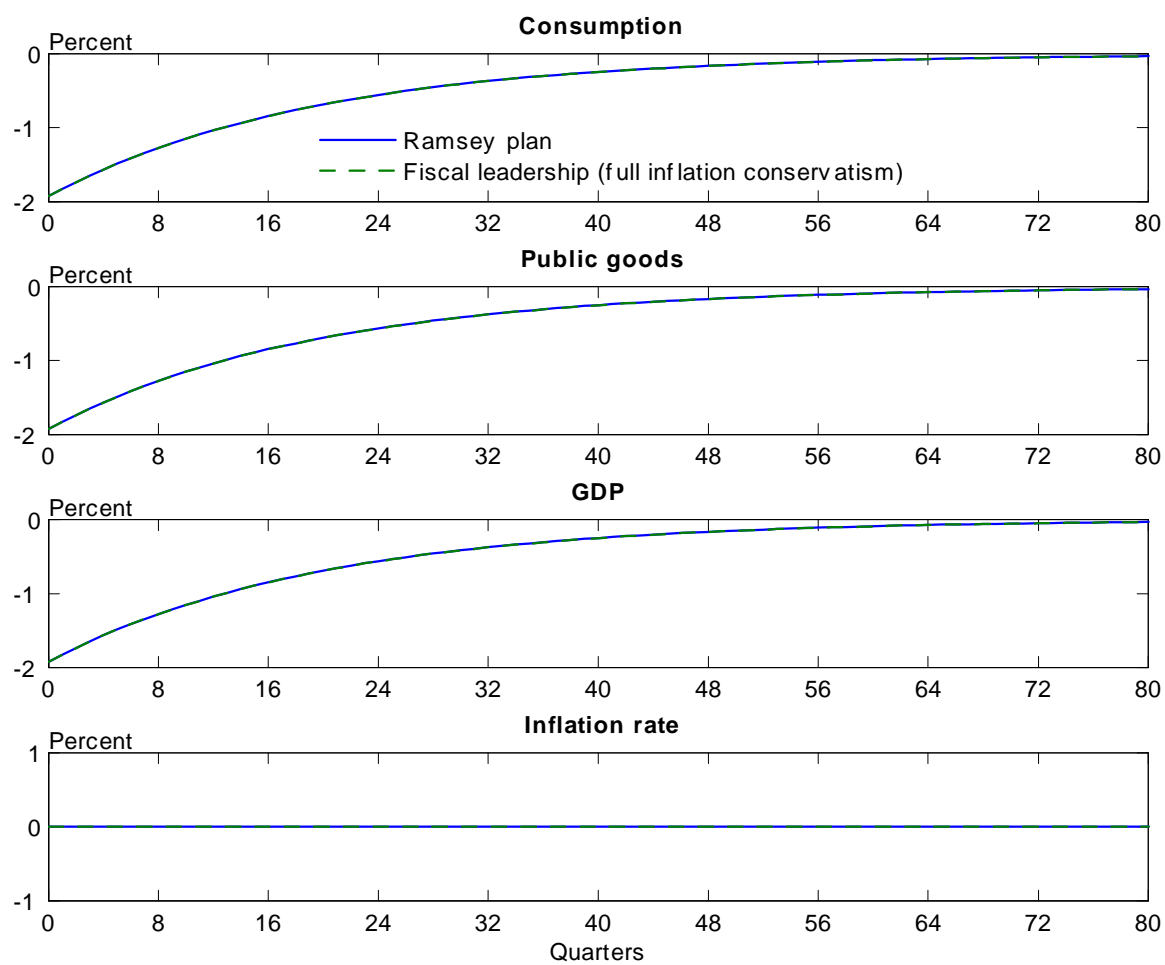
Note: Welfare equivalent consumption loss relative to the Ramsey plan

Figure 2: Effects of inflation conservatism on the equilibrium allocation



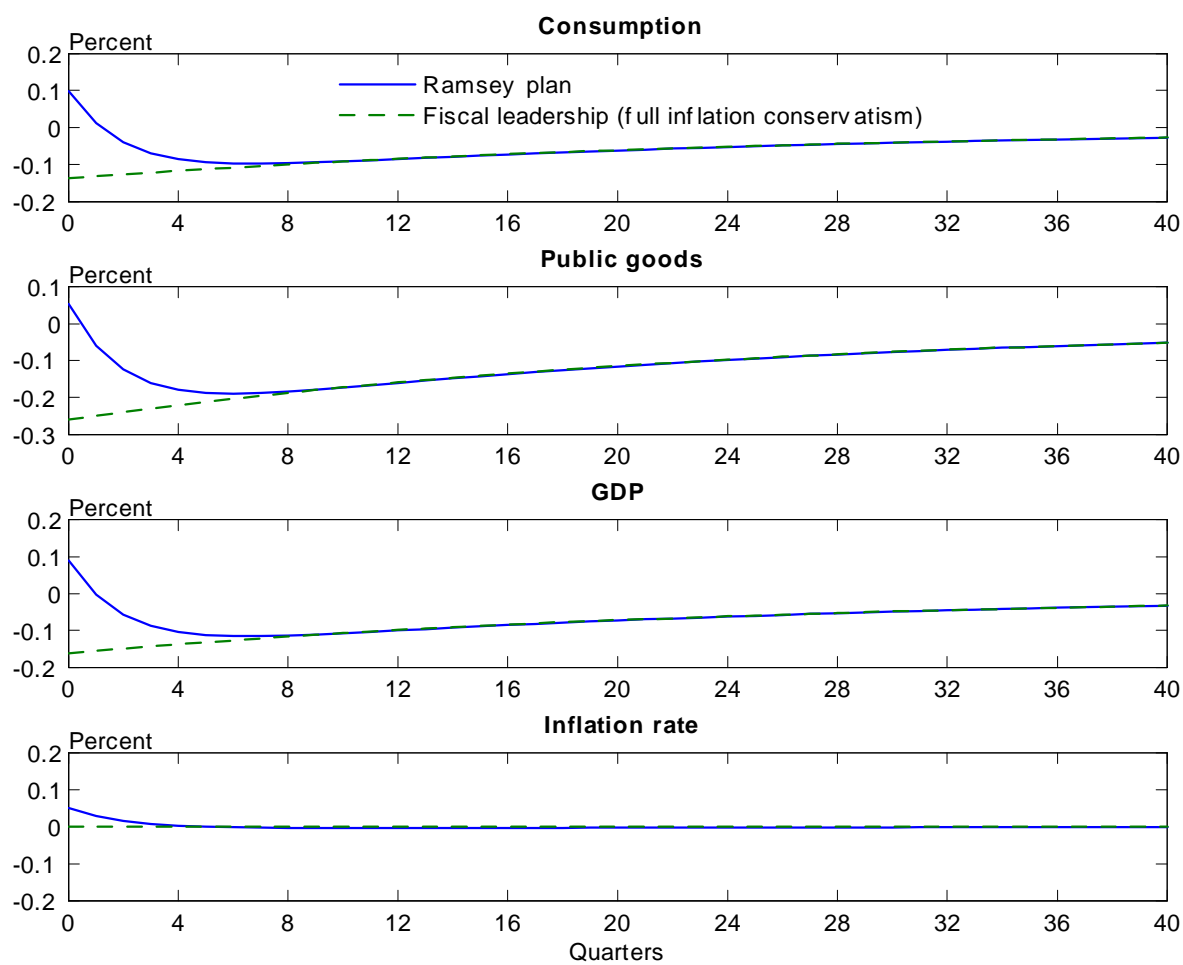
Note: GDP scaled to be 100 in the Ramsey plan

Figure 3: Response to a technology shock



Note: Deviation from steady state after a -1 standard deviation technology shock

Figure 4: Response to a mark-up shock



Note: Deviation from steady state after a 1 standard deviation mark-up shock

Earlier Working Papers:

For a complete list of Working Papers published by Sveriges Riksbank, see www.riksbank.se

Estimation of an Adaptive Stock Market Model with Heterogeneous Agents <i>by Henrik Amilon</i>	2005:177
Some Further Evidence on Interest-Rate Smoothing: The Role of Measurement Errors in the Output Gap <i>by Mikael Apel and Per Jansson</i>	2005:178
Bayesian Estimation of an Open Economy DSGE Model with Incomplete Pass-Through <i>by Malin Adolfson, Stefan Laséen, Jesper Lindé and Mattias Villani</i>	2005:179
Are Constant Interest Rate Forecasts Modest Interventions? Evidence from an Estimated Open Economy DSGE Model of the Euro Area <i>by Malin Adolfson, Stefan Laséen, Jesper Lindé and Mattias Villani</i>	2005:180
Inference in Vector Autoregressive Models with an Informative Prior on the Steady State <i>by Mattias Villani</i>	2005:181
Bank Mergers, Competition and Liquidity <i>by Elena Carletti, Philipp Hartmann and Giancarlo Spagnolo</i>	2005:182
Testing Near-Rationality using Detailed Survey Data <i>by Michael F. Bryan and Stefan Palmqvist</i>	2005:183
Exploring Interactions between Real Activity and the Financial Stance <i>by Tor Jacobson, Jesper Lindé and Kasper Roszbach</i>	2005:184
Two-Sided Network Effects, Bank Interchange Fees, and the Allocation of Fixed Costs <i>by Mats A. Bergman</i>	2005:185
Trade Deficits in the Baltic States: How Long Will the Party Last? <i>by Rudolfs Bems and Kristian Jönsson</i>	2005:186
Real Exchange Rate and Consumption Fluctuations following Trade Liberalization <i>by Kristian Jönsson</i>	2005:187
Modern Forecasting Models in Action: Improving Macroeconomic Analyses at Central Banks <i>by Malin Adolfson, Michael K. Andersson, Jesper Lindé, Mattias Villani and Anders Vredin</i>	2005:188
Bayesian Inference of General Linear Restrictions on the Cointegration Space <i>by Mattias Villani</i>	2005:189
Forecasting Performance of an Open Economy Dynamic Stochastic General Equilibrium Model <i>by Malin Adolfson, Stefan Laséen, Jesper Lindé and Mattias Villani</i>	2005:190
Forecast Combination and Model Averaging using Predictive Measures <i>by Jana Eklund and Sune Karlsson</i>	2005:191
Swedish Intervention and the Krona Float, 1993-2002 <i>by Owen F. Humpage and Javiera Ragnartz</i>	2006:192
A Simultaneous Model of the Swedish Krona, the US Dollar and the Euro <i>by Hans Lindblad and Peter Sellin</i>	2006:193
Testing Theories of Job Creation: Does Supply Create Its Own Demand? <i>by Mikael Carlsson, Stefan Eriksson and Nils Gottfries</i>	2006:194
Down or Out: Assessing The Welfare Costs of Household Investment Mistakes <i>by Laurent E. Calvet, John Y. Campbell and Paolo Sodini</i>	2006:195
Efficient Bayesian Inference for Multiple Change-Point and Mixture Innovation Models <i>by Paolo Giordani and Robert Kohn</i>	2006:196
Derivation and Estimation of a New Keynesian Phillips Curve in a Small Open Economy <i>by Karolina Holmberg</i>	2006:197
Technology Shocks and the Labour-Input Response: Evidence from Firm-Level Data <i>by Mikael Carlsson and Jon Smedsaas</i>	2006:198
Monetary Policy and Staggered Wage Bargaining when Prices are Sticky <i>by Mikael Carlsson and Andreas Westermarck</i>	2006:199
The Swedish External Position and the Krona <i>by Philip R. Lane</i>	2006:200

Price Setting Transactions and the Role of Denominating Currency in FX Markets <i>by Richard Friberg and Fredrik Wilander</i>	2007:201
The geography of asset holdings: Evidence from Sweden <i>by Nicolas Coeurdacier and Philippe Martin</i>	2007:202
Evaluating An Estimated New Keynesian Small Open Economy Model <i>by Malin Adolfson, Stefan Laséen, Jesper Lindé and Mattias Villani</i>	2007:203
The Use of Cash and the Size of the Shadow Economy in Sweden <i>by Gabriela Guibourg and Björn Segendorf</i>	2007:204
Bank supervision Russian style: Evidence of conflicts between micro- and macro-prudential concerns <i>by Sophie Claeys and Koen Schoors</i>	2007:205
Optimal Monetary Policy under Downward Nominal Wage Rigidity <i>by Mikael Carlsson and Andreas Westermarck</i>	2007:206
Financial Structure, Managerial Compensation and Monitoring <i>by Vittoria Cerasi and Sonja Daltung</i>	2007:207
Financial Frictions, Investment and Tobin's q <i>by Guido Lorenzoni and Karl Walentin</i>	2007:208
Sticky Information vs Sticky Prices: A Horse Race in a DSGE Framework <i>by Mathias Trabandt</i>	2007:209
Acquisition versus greenfield: The impact of the mode of foreign bank entry on information and bank lending rates <i>by Sophie Claeys and Christa Hainz</i>	2007:210
Nonparametric Regression Density Estimation Using Smoothly Varying Normal Mixtures <i>by Mattias Villani, Robert Kohn and Paolo Giordani</i>	2007:211
The Costs of Paying – Private and Social Costs of Cash and Card <i>by Mats Bergman, Gabriella Guibourg and Björn Segendorf</i>	2007:212
Using a New Open Economy Macroeconomics model to make real nominal exchange rate forecasts <i>by Peter Sellin</i>	2007:213
Introducing Financial Frictions and Unemployment into a Small Open Economy Model <i>by Lawrence J. Christiano, Mathias Trabandt and Karl Walentin</i>	2007:214
Earnings Inequality and the Equity Premium <i>by Karl Walentin</i>	2007:215
Bayesian forecast combination for VAR models <i>by Michael K. Andersson and Sune Karlsson</i>	2007:216
Do Central Banks React to House Prices? <i>by Daria Finocchiaro and Virginia Queijo von Heideken</i>	2007:217
The Riksbank's Forecasting Performance <i>by Michael K. Andersson, Gustav Karlsson and Josef Svensson</i>	2007:218
Macroeconomic Impact on Expected Default Frequency <i>by Per Åsberg and Hovick Shahnazarian</i>	2008:219
Monetary Policy Regimes and the Volatility of Long-Term Interest Rates <i>by Virginia Queijo von Heideken</i>	2008:220
Governing the Governors: A Clinical Study of Central Banks <i>by Lars Frisell, Kasper Roszbach and Giancarlo Spagnolo</i>	2008:221
The Monetary Policy Decision-Making Process and the Term Structure of Interest Rates <i>by Hans Dillén</i>	2008:222
How Important are Financial Frictions in the U S and the Euro Area <i>by Virginia Queijo von Heideken</i>	2008:223
Block Kalman filtering for large-scale DSGE models <i>by Ingvar Strid and Karl Walentin</i>	2008:224
Optimal Monetary Policy in an Operational Medium-Sized DSGE Model <i>by Malin Adolfson, Stefan Laséen, Jesper Lindé and Lars E. O. Svensson</i>	2008:225
Firm Default and Aggregate Fluctuations <i>by Tor Jacobson, Rikard Kindell, Jesper Lindé and Kasper Roszbach</i>	2008:226

Re-Evaluating Swedish Membership in EMU: Evidence from an Estimated Model <i>by Ulf Söderström</i>	2008:227
The Effect of Cash Flow on Investment: An Empirical Test of the Balance Sheet Channel <i>by Ola Melander</i>	2009:228
Expectation Driven Business Cycles with Limited Enforcement <i>by Karl Walentin</i>	2009:229
Effects of Organizational Change on Firm Productivity <i>by Christina Håkanson</i>	2009:230
Evaluating Microfoundations for Aggregate Price Rigidities: Evidence from Matched Firm-Level Data on Product Prices and Unit Labor Cost <i>by Mikael Carlsson and Oskar Nordström Skans</i>	2009:231
Monetary Policy Trade-Offs in an Estimated Open-Economy DSGE Model <i>by Malin Adolfson, Stefan Laséen, Jesper Lindé and Lars E. O. Svensson</i>	2009:232
Flexible Modeling of Conditional Distributions Using Smooth Mixtures of Asymmetric Student T Densities <i>by Feng Li, Mattias Villani and Robert Kohn</i>	2009:233
Forecasting Macroeconomic Time Series with Locally Adaptive Signal Extraction <i>by Paolo Giordani and Mattias Villani</i>	2009:234
Evaluating Monetary Policy <i>by Lars E. O. Svensson</i>	2009:235
Risk Premiums and Macroeconomic Dynamics in a Heterogeneous Agent Model <i>by Ferre De Graeve, Maarten Dossche, Marina Emiris, Henri Sneessens and Raf Wouters</i>	2010:236
Picking the Brains of MPC Members <i>by Mikael Apel, Carl Andreas Claussen and Petra Lennartsdotter</i>	2010:237
Involuntary Unemployment and the Business Cycle <i>by Lawrence J. Christiano, Mathias Trabandt and Karl Walentin</i>	2010:238
Housing collateral and the monetary transmission mechanism <i>by Karl Walentin and Peter Sellin</i>	2010:239
The Discursive Dilemma in Monetary Policy <i>by Carl Andreas Claussen and Øistein Røisland</i>	2010:240
Monetary Regime Change and Business Cycles <i>by Vasco Cúrdia and Daria Finocchiaro</i>	2010:241
Bayesian Inference in Structural Second-Price common Value Auctions <i>by Bertil Wegmann and Mattias Villani</i>	2010:242
Equilibrium asset prices and the wealth distribution with inattentive consumers <i>by Daria Finocchiaro</i>	2010:243
Identifying VARs through Heterogeneity: An Application to Bank Runs <i>by Ferre De Graeve and Alexei Karas</i>	2010:244
Modeling Conditional Densities Using Finite Smooth Mixtures <i>by Feng Li, Mattias Villani and Robert Kohn</i>	2010:245
The Output Gap, the Labor Wedge, and the Dynamic Behavior of Hours <i>by Luca Sala, Ulf Söderström and Antonella Trigari</i>	2010:246
Density-Conditional Forecasts in Dynamic Multivariate Models <i>by Michael K. Andersson, Stefan Palmqvist and Daniel F. Waggoner</i>	2010:247
Anticipated Alternative Policy-Rate Paths in Policy Simulations <i>by Stefan Laséen and Lars E. O. Svensson</i>	2010:248
MOSES: Model of Swedish Economic Studies <i>by Gunnar Bårdsen, Ard den Reijer, Patrik Jonasson and Ragnar Nymoen</i>	2011:249
The Effects of Endogenous Firm Exit on Business Cycle Dynamics and Optimal Fiscal Policy <i>by Lauri Vilmi</i>	2011:250
Parameter Identification in a Estimated New Keynesian Open Economy Model <i>by Malin Adolfson and Jesper Lindé</i>	2011:251
Up for count? Central bank words and financial stress <i>by Marianna Blix Grimaldi</i>	2011:252

Wage Adjustment and Productivity Shocks <i>by Mikael Carlsson, Julián Messina and Oskar Nordström Skans</i>	2011:253
Stylized (Arte) Facts on Sectoral Inflation <i>by Ferre De Graeve and Karl Walentin</i>	2011:254
Hedging Labor Income Risk <i>by Sebastien Betermier, Thomas Jansson, Christine A. Parlour and Johan Walden</i>	2011:255
Taking the Twists into Account: Predicting Firm Bankruptcy Risk with Splines of Financial Ratios <i>by Paolo Giordani, Tor Jacobson, Erik von Schedvin and Mattias Villani</i>	2011:256
Collateralization, Bank Loan Rates and Monitoring: Evidence from a Natural Experiment <i>by Geraldo Cerqueiro, Steven Ongena and Kasper Roszbach</i>	2012:257
On the Non-Exclusivity of Loan Contracts: An Empirical Investigation <i>by Hans Degryse, Vasso Ioannidou and Erik von Schedvin</i>	2012:258
Labor-Market Frictions and Optimal Inflation <i>by Mikael Carlsson and Andreas Westermarck</i>	2012:259
Output Gaps and Robust Monetary Policy Rules <i>by Roberto M. Billi</i>	2012:260
The Information Content of Central Bank Minutes <i>by Mikael Apel and Marianna Blix Grimaldi</i>	2012:261
The Cost of Consumer Payments in Sweden <i>by Björn Segendorf and Thomas Jansson</i>	2012:262
Trade Credit and the Propagation of Corporate Failure: An Empirical Analysis <i>by Tor Jacobson and Erik von Schedvin</i>	2012:263
Structural and Cyclical Forces in the Labor Market During the Great Recession: Cross-Country Evidence <i>by Luca Sala, Ulf Söderström and Antonella Trigari</i>	2012:264
Pension Wealth and Household Savings in Europe: Evidence from SHARELIFE <i>by Rob Alessie, Viola Angelini and Peter van Santen</i>	2013:265
Long-Term Relationship Bargaining <i>by Andreas Westermarck</i>	2013:266
Using Financial Markets To Estimate the Macro Effects of Monetary Policy: An Impact-Identified FAVAR* <i>by Stefan Pitschner</i>	2013:267
DYNAMIC MIXTURE-OF-EXPERTS MODELS FOR LONGITUDINAL AND DISCRETE-TIME SURVIVAL DATA <i>by Matias Quiroz and Mattias Villani</i>	2013:268
Conditional euro area sovereign default risk <i>by André Lucas, Bernd Schwaab and Xin Zhang</i>	2013:269
Nominal GDP Targeting and the Zero Lower Bound: Should We Abandon Inflation Targeting?*	2013:270
<i>by Roberto M. Billi</i>	
Un-truncating VARs* <i>by Ferre De Graeve and Andreas Westermarck</i>	2013:271
Housing Choices and Labor Income Risk <i>by Thomas Jansson</i>	2013:272
Identifying Fiscal Inflation* <i>by Ferre De Graeve and Virginia Queijo von Heideken</i>	2013:273
On the Redistributive Effects of Inflation: an International Perspective* <i>by Paola Boel</i>	2013:274
Business Cycle Implications of Mortgage Spreads* <i>by Karl Walentin</i>	2013:275
Approximate dynamic programming with post-decision states as a solution method for dynamic economic models <i>by Isaiah Hull</i>	2013:276
A detrimental feedback loop: deleveraging and adverse selection <i>by Christoph Bertsch</i>	2013:277



Sveriges Riksbank
Visiting address: Brunkebergs torg 11
Mail address: se-103 37 Stockholm

Website: www.riksbank.se
Telephone: +46 8 787 00 00, Fax: +46 8 21 05 31
E-mail: registratorn@riksbank.se