

De Graeve, Ferre; Queijo von Heideken, Virginia

**Working Paper**

## Identifying fiscal inflation

Sveriges Riksbank Working Paper Series, No. 273

**Provided in Cooperation with:**

Central Bank of Sweden, Stockholm

*Suggested Citation:* De Graeve, Ferre; Queijo von Heideken, Virginia (2013) : Identifying fiscal inflation, Sveriges Riksbank Working Paper Series, No. 273, Sveriges Riksbank, Stockholm

This Version is available at:

<https://hdl.handle.net/10419/103829>

**Standard-Nutzungsbedingungen:**

Die Dokumente auf EconStor dürfen zu eigenen wissenschaftlichen Zwecken und zum Privatgebrauch gespeichert und kopiert werden.

Sie dürfen die Dokumente nicht für öffentliche oder kommerzielle Zwecke vervielfältigen, öffentlich ausstellen, öffentlich zugänglich machen, vertreiben oder anderweitig nutzen.

Sofern die Verfasser die Dokumente unter Open-Content-Lizenzen (insbesondere CC-Lizenzen) zur Verfügung gestellt haben sollten, gelten abweichend von diesen Nutzungsbedingungen die in der dort genannten Lizenz gewährten Nutzungsrechte.

**Terms of use:**

*Documents in EconStor may be saved and copied for your personal and scholarly purposes.*

*You are not to copy documents for public or commercial purposes, to exhibit the documents publicly, to make them publicly available on the internet, or to distribute or otherwise use the documents in public.*

*If the documents have been made available under an Open Content Licence (especially Creative Commons Licences), you may exercise further usage rights as specified in the indicated licence.*

SVERIGES RIKSBANK  
WORKING PAPER SERIES

273



# Identifying Fiscal Inflation

*Ferre De Graeve and Virginia Queijo von Heideken*

September 2013

WORKING PAPERS ARE OBTAINABLE FROM

Sveriges Riksbank • Information Riksbank • SE-103 37 Stockholm

Fax international: +46 8 787 05 26

Telephone international: +46 8 787 01 00

E-mail: [info@riksbank.se](mailto:info@riksbank.se)

The Working Paper series presents reports on matters in the sphere of activities of the Riksbank that are considered to be of interest to a wider public.

The papers are to be regarded as reports on ongoing studies and the authors will be pleased to receive comments.

The views expressed in Working Papers are solely the responsibility of the authors and should not to be interpreted as reflecting the views of the Executive Board of Sveriges Riksbank.

# Identifying Fiscal Inflation\*

Ferre De Graeve      Virginia Queijo von Heideken

Sveriges Riksbank Working Paper Series No. 273

September 2013

## Abstract

Fiscal theorists warn about the risk of future inflation as a consequence of current fiscal imbalances in the US. Because actual inflation remains historically low and data on inflation expectations do not corroborate such risks, warnings for fiscal inflation are often ignored in policy and academic circles. This paper shows that a canonical NK-DSGE model enables identifying an anticipated component of inflation expectations that is closely related to fiscal policy. Estimation results suggest that fiscal inflation concerns have induced a 1.6%-points increase in long-run inflation since 2001. The model also rationalizes why data on inflation expectations do not reveal such concerns outright.

*Keywords:* Fiscal policy, inflation, news

*JEL:* E31, E62

---

\*We thank Francesco Bianchi, Tore Ellingsen, André Kurmann, Eric Leeper, Filip Matějka, Stefano Neri, Todd Walker and seminar participants at CEF, CERGE-EI, CNB, SED and the Universities of Cologne and Western Ontario for valuable suggestions. The views expressed in this paper are solely the responsibility of the authors and should not be interpreted as reflecting the views of the Executive Board of Sveriges Riksbank. Correspondence: ferre.de.graeve@riksbank.se; virginia.queijo.von.heideken@riksbank.se.

# 1 Introduction

In light of debt-levels around the globe reaching historically unprecedented levels, Cochrane (2011), Leeper and Walker (2012) and Sims (2011) have been predicting fiscal inflation. Fiscal theory implies that if government debt is not backed by expected future surpluses, inflation will ensue, immediately or - depending on the maturity structure of debt - in the future (Cochrane, 2001).

Despite the dire current fiscal situation (Figure 1), both actual inflation and inflation expectations are low by any measure. As a result, policy makers (e.g. the Federal Reserve), academics (e.g. Galí, 2012) and opinion makers (e.g. Krugman) alike dismiss fiscal inflation concerns.

Identifying fiscal inflation is generally fraught with difficulty. There are at least three hurdles that substantially burden identification. First, other things happen: fiscal news does not occur in isolation. It typically arrives at times when the economy undergoes other shocks and its instantaneous effects may be quantitatively small relative to those of concurrent shocks. A second hurdle is the formalization of fiscal policy. Recent years have brought great progress in modelling the fiscal authority, yet no consensus view has emerged. On the one hand, the models grow increasingly complex and involve fiscal limits (e.g. Davig, Leeper and Walker, 2011), policy switches (e.g. Bianchi and Ilut, 2012), or time-varying volatility (e.g. Fernández-Villaverde, Kuester, Guerrón-Quintana and Rubio-Ramírez, 2011). On the other hand, assumptions on behalf of the fiscal authority are frequently seen as ad hoc and models often leave important aspects unmodelled, such as the maturity structure of debt. The third factor burdening identification is the econometric challenge posed by anticipation. Commonly used econometric techniques break down when agents respond to information about the future that the econometrician does not have (e.g. L’Huillier, Blanchard and Lorenzoni, 2013; Leeper, Walker and Yang, 2013).

This paper takes a straightforward approach that simultaneously tackles all three chal-

lenges. Particularly, we show how the canonical New Keynesian DSGE model (à la Christiano, Eichenbaum and Evans, 2005; Smets and Wouters, 2007) can help to identify the expected inflationary effect of the current fiscal stance. To the workhorse DSGE model, we add the possibility of long-horizon anticipated changes in the model’s inflation target. Future inflationary pressures are identified largely through bond yields and the expectations hypothesis. If agents anticipate inflation down the road, they demand higher yields today on bonds with long maturities. We then simply re-estimate the DSGE model and investigate the properties of the inflation target news shock.

Given theoretically plausible ties between expected inflation and the stance of fiscal policy implied by formal models of fiscal inflation, we inspect whether the anticipated inflation identified by the DSGE estimation is in any way related to fiscal policy. The result is striking. While the estimation receives no information about fiscal variables as debt or deficits, the identified anticipated long-run component of inflation strongly correlates with innovations to such measures of fiscal policy. In fact, the identified part of inflation anticipated in the medium run almost perfectly comoves with debt projections into the future. This strongly suggests there is a discernible low-frequency fiscal component to inflation and inflation expectations. This bodes well with the story told by fiscal inflation “vigilantes”: subdued inflation today does not mean it is not coming in the future. In fact, they argue, it is unavoidable down the road: if deficits are not backed by future surpluses, inflation needs to erode the debt eventually.

The model indicates that the worry of fiscal inflation in the US is present today: the accumulation of deficits since the start of the Bush administration has exerted a permanent upward pressure on inflation of about 1.6%-points. The model also explains why we do not observe fiscal inflation concerns in the data today. While there is *conditional* fiscal inflation, supporting the vigilantes’ claim, the model shows how that inflationary pressure is dwarfed by disinflationary forces during the Great Recession. Particularly, recessionary slack and

the Fed’s response to the crisis (forward guidance and quantitative easing) push yields and measured inflation expectations down, which results in invariably low *unconditional* measures of inflation and inflation expectations. Our results thus reconcile the two sides of the debate.

The advantage of our approach immediately relates to the common identification challenges referred to above. First, by its very design the canonical DSGE model controls for a multitude of factors happening in the economy. This enables separating concurrent influences from inflation anticipation. Second, the model we estimate is essentially void of structure with regard to the fiscal authority. While inflation anticipation is identified through estimation, its link with fiscal policy is established post estimation. We thus sidestep the challenges that come with formalizing fiscal policy. Third, DSGE estimation, by formally taking account of agents’ responses to information about the future, is a commonly used solution to the econometric challenges posed by anticipation (e.g. L’Huillier et al., 2013; Schmitt-Grohé and Uribe, 2012).

Finally, our results complement recent empirical work that argues that the 1970’s inflation is related to fiscal policy, such as Sims (2011), Bianchi and Ilut (2012), Bhattarai, Lee and Park (2012) and Kliem, Kriwoluzky and Sarferaz (2013). The same theoretical models that rationalize the fiscal inflation of the 70’s rationalize our findings. The crucial difference with our work is that we show there is a current *expectation* of inflation that is related to fiscal policy, while in the 70’s inflation actually materialized *at the same time* fiscal policy was loose.

The paper is organized as follows. Section 2 first briefly describes the DSGE model, which is essentially Smets and Wouters (2007) coupled with the expectations hypothesis of interest rates. We then lay out the key identifying feature of our approach. Section 3 contains the main results. In Section 4 we use the model to quantify both sides of the debate. The relevance of our results for the macroeconomy is discussed in Section 5. We evaluate robustness in Section 6 and subsequently conclude.

## 2 The model

The model we use is a close variant of Smets and Wouters (2007). As in De Graeve, Emiris and Wouters (2009, henceforth DEW), we append a term structure of interest rates to the Smets-Wouters model and allow for a time-varying inflation target. The dynamics of model-implied yields are fully determined by the expectations hypothesis.

In addition to these features, this paper adds news shocks to the model's long-run inflation target. Formally, we capture this by allowing the inflation target,  $\bar{\pi}_t$ , expressed in deviations from steady state, to evolve as

$$\Delta \hat{\bar{\pi}}_t = \rho_{\bar{\pi}} \Delta \hat{\bar{\pi}}_{t-1} + \epsilon_t^{\bar{\pi}} + \eta_{t-i}^{\bar{\pi}}.$$

The target essentially evolves as a random walk. Positive values of  $\rho_{\bar{\pi}}$  imply smoother changes in the target, relative to a random walk. Traditional, non-anticipated inflation target shocks are captured by  $\epsilon_t^{\bar{\pi}}$ . Target news shocks are captured by  $\eta_{t-i}^{\bar{\pi}}$ , a random innovation in  $t - i$  that materializes in  $t$ . A detailed description of the full log-linearized model can be found in the Appendix.

An inflation target news shock,  $\eta_{t-i}^{\bar{\pi}}$ , has the distinguishing feature documented in Figure 2. Particularly, it is the only shock that can generate contemporaneous movements in long rates without affecting short rates. Other shocks in DSGE models cannot generate such a pattern. On the one hand, typical business cycle shocks generate movements in the slope of the yield curve through changes in short rates while leaving long rates unaffected. Figure 3 exemplifies this pattern by plotting the response to standard monetary policy shocks.<sup>1</sup> On the other hand, traditional inflation target shocks imply a level shift across interest rates of different maturities. The response to such a non-anticipated target shock,  $\epsilon_t^{\bar{\pi}}$ , is contained in Figure 4.

---

<sup>1</sup>Alternative news shocks, as in Kurmann and Otrok (2012), will not generate the pattern in Figure 2, since they also affect the slope of the yield curve by influencing the short end rather than the long end.



Thus, key to identifying news to long-run inflation is the combination of using information on the yield curve and allowing for inflation anticipation. Through the expectations hypothesis, the model interprets surprise increases in long-term interest rates, independent of short rates, as anticipated inflationary pressure down the road.

We estimate the model using Bayesian methods. Our sample period starts in 1966:Q1 and ends in 2011:Q2. The data used for the estimation is an update of that in DEW and consists of the log difference of real GDP, real consumption, real investment and the real wage, log hours worked, the log difference of the GDP deflator and the federal funds rate. The observable bond yields are four zero coupon bonds with maturities of one, three, five and ten years. A detailed description of the data can be found in the Appendix. Prior distributions are the same as in DEW and also presented in the Appendix. The only parameter which is new in this paper is the standard error of the news shocks which, similar to other shocks, is given an Inverse-Gamma prior distribution with a mean of 0.01 and two degrees of freedom. In the baseline model we set the anticipation horizon to five years, while we study alternative horizons in Section 6.

As in DEW, the empirical specification allows for deviations of model-implied yields from actual yields in two ways. First, we include free constants to capture the mean of the yields. Second, the measurement equations for the yields are augmented with measurement errors. In general, our estimation results are very similar to those in DEW. Hence, in what follows, we primarily focus on the properties of the news shocks.

### **3 Anticipated inflation and fiscal policy**

Section 2 laid out how inflation target news shocks generate a pattern of responses that is absent in contemporary DSGE models. The same impulse response functions are, however, also perfectly in line with anticipated fiscal inflation. In fact, Figure 2 is the estimated model equivalent of Figure 8 in Cochrane (2011), which represents the latter’s most likely scenario

of how inflation will materialize following a shock to expected fiscal surpluses.<sup>2</sup> In addition, Leeper and Walker (2012) show how government bond valuation depends naturally on the present value of future inflation, which is intimately tied to the inflation target. Given these theoretically plausible ties between inflation target news shocks in our model and explicit models of fiscal policy, we now inspect whether the anticipated inflation identified by the DSGE estimation is in any way related to fiscal policy.

Figure 5 plots the estimated time series for the news shock (solid/blue line). In addition, the figure plots one measure of fiscal policy surprises. Particularly, the dashed/red line depicts the smoothed innovations to an AR(1) for the primary deficit-to-GDP ratio. Other measures of fiscal policy innovations (which control for automatic stabilizers or are based on debt data) convey a similar message and are contained in Section 6. Strikingly, while the estimation receives no information about fiscal policy, the news shock strongly correlates with it. The correlation over the full sample is 0.44, and increases to 0.70 after 1984, the start of the “Great Moderation”. Incidentally, this is also the time when the level of government debt rose above 30% of GDP (see Figure 1). It also coincides with a sharp increase in the maturity of government debt (e.g. Greenwood, Hanson and Stein, 2012), which in models of fiscal inflation leads to longer anticipation horizons (Cochrane, 2011).

Figure 6 shows the contribution of news shocks to inflation, along with actual inflation. Starting in 2006, news shocks exert a continuously increasing influence on inflation. This corresponds well with the accumulation of deficits since the start of the Bush administration: since news shocks anticipate inflation five years ahead, a positive contribution to inflation starting in 2006 points to positive news shocks arriving from 2001 onward. While anticipated inflation target shocks did not matter much relative to actual inflation in the past, their

---

<sup>2</sup>Relative to Cochrane (2011), the present model’s inflation response is noticeable already before the anticipation horizon (due to a forward looking Phillips curve) and more sluggish after (due to the smoothness in the target,  $\rho_{\pi}$ , as well as the presence of various frictions in the model). This behaviour transmits into interest rates.

contribution is now at an all time high and is also high relative to the level of inflation. The 2016:Q2 inflation forecast conditional on only news shocks is 2.8%, reflecting an increase of 1.6%-points in the last ten years.

The rapid increase in debt during the last decade witnessed in Figure 1 provides one candidate explanation for the increase in anticipated inflation. To shed more light on that, Figure 7 compares the news shock contribution to inflation with projected debt-to-GDP five years ahead, as reported by the Congressional Budget Office (CBO). The observed increase in debt projections aligns almost perfectly with the model’s assessment of anticipated inflation. From a theoretical perspective, the gradual rise in inflation conditional on news shocks is reminiscent of how fiscal inflation plays out in models of the “fiscal limit”, as in Davig et al. (2011).

In light of the above evidence it seems hard to dispute there is an anticipated component of inflation (expectations) that is related to fiscal policy. Related to this result, Bhattarai, Lee and Park (2012), Bianchi and Ilut (2012), Kliem, Kriwoluzky and Sarferaz (2013) and Sims (2011) argue for fiscal interpretations of the 70’s. Note that the present story is different from these papers in that the current episode is characterized by anticipation, while in the 70’s inflation actually materialized. In the present model, if both inflation and inflation expectations spike as in the 70’s, this is picked up by traditional inflation target shocks. As documented in DEW and as remains true in the present model, non-anticipated inflation target shocks play an important role in the 70’s. That said, we anticipate that future estimation of switching models, provided they incorporate yield curve data, will explain the recent years by an increased probability of switching to an active fiscal regime.

## 4 Revisiting the debate

We now address why one does not observe fiscal inflation in data on inflation expectations or yields. Figure 8 plots the decomposition of the five year yield during the Great Reces-

sion.<sup>3</sup> On the one hand, the current recession implies slack is very high. The persistent disinflationary effect of all the macro shocks - which jointly explain slack in the model - is captured by the magenta/starred line: slack exerts a substantial downward pressure on inflation expectations and thus on yields. On the other hand, central bank actions geared toward lowering yields of longer maturity (forward guidance and QE) imply a level effect on the term structure which can only be captured by regular inflation target shocks, measured by the blue/diamond line.<sup>4</sup> As a result, inflation expectations derived from yields - through the expectations hypothesis - are subdued, too. In this way, the presence of slack as well as the Fed's crisis response push inflation, its expectations and yields down. As a result, even though there is substantial conditional anticipated fiscal inflation, measured by the red/circled line, absent a model one does not measure it in observed data.

## 5 Discussion

We have so far focused on the relation between news about the inflation target and fiscal policy. The historical decomposition in Figure 8 already suggested that factors other than inflation anticipation are important in understanding yields and inflation expectations during the Great Recession. This holds on a broader level, too: target news shocks do not matter much in an unconditional sense, not for yields (around 3%), nor for macro fluctuations ( $< 1\%$ ). Recall that news became more important in the last decade, as corroborated by the historical contributions in Figures 6 and 8. The quantitatively small role of news shocks implies that there is only a limited impact on other features of the model compared to the results in DEW. The fact that these anticipated shocks matter very little for macro-dynamics is consistent with models of fiscal/monetary interactions, such as e.g. Bianchi and

---

<sup>3</sup>DEW provide a detailed analysis of yields and inflation expectations up to 2007.

<sup>4</sup>News shocks cannot since they do not affect the short rate. Monetary policy (and alternative business cycle) shocks cannot because they are not persistent enough to affect yields as far out. See Campbell, Evans, Fisher and Justiniano (2012) for alternative ways of assessing forward guidance.

Ilut’s (2012) policy switches or Sims’ (2011) hyper-rational expectations, so long as there is a small probability attached to switching to the active fiscal policy regime. Put differently, if fiscal inflation receives some probability but does not materialize, these models often imply limited macro consequences.

## 6 Robustness

We here evaluate the robustness of the link between anticipated inflation and fiscal policy. First we compare the estimated series of inflation target news shocks to alternative measures of fiscal innovations. Next, we change the anticipation horizon of agents in the model.

### 6.1 Measures of fiscal policy

The comovement between target news shocks and fiscal policy does not depend on a particular measure of fiscal policy. We check the robustness of our results by comparing the estimated news shocks to different measures of fiscal surprises. In addition to our benchmark measure - innovations to an AR(1) on the primary deficit-to-GDP ratio -, we use three other measures that control for “automatic stabilizers”. Automatic stabilizers are systematic changes in revenues and outlays that are attributable to cyclical movements in real output and unemployment. Table 1 shows the correlation between the inflation news shocks estimated by the DSGE model and the different measures of fiscal news. A first measure replaces the primary deficit with CBO data of government deficits without automatic stabilizers. A second measure controls for automatic stabilizers by adding the output gap (as implied by the DSGE model) to the autoregression, while a third measure controls for output growth. The bottom two rows of Table 1 consider two additional alternative proxies. The first scales the primary deficit by debt instead of GDP. The second considers innovations to the debt-to-GDP ratio. In all cases we use smoothed residuals of the regressions to control for high-frequency variation.

All measures show a substantial correlation with target news shocks, especially during the “Great Moderation”-period. This confirms our main result, namely the high correlation between long-horizon inflation anticipation and fiscal surprises. As noted before, the period with the highest correlation is also that in which both the level and the maturity of government debt increased markedly. Theory suggests the concern for fiscal inflation (anticipation) is largest then (Cochrane, 2011).

Additionally, Figure 9 plots the estimated inflation target news shocks together with dates of major legislative announcements on federal income taxes and defense expenditures, as reported in Yang (2007) and Ramey (2011), respectively. Vertical lines above zero mark positive surprises to the deficit while lines below zero correspond to negative shocks. Note that since these measures of fiscal policy only pertain to parts of the budget, they should be seen as indicative, rather than representative of the entire fiscal stance. Nonetheless, Figure 9 suggests there is a relation between the chronology of deficit surprises and our measure of inflation target news shocks.

## 6.2 Anticipation horizon

To evaluate the importance of the assumption that inflation target news arrives five years ahead, we re-estimate the model for different anticipation horizons. Table 2 reports the correlation between the estimated news shocks in those models and our benchmark measure of news to fiscal deficits. At short and long horizons, there is no evident relation between the two series. However, there is a relatively strong positive correlation between target news shocks and fiscal surprises in the medium term, at anticipation horizons of 4 and 5 years. Interestingly, these horizons correspond well with the maturity of US debt, which averaged between 4 and 5 years over our sample period (see e.g. Greenwood et al., 2012). This is consistent with Cochrane (2001, 2011) who shows that the extent to which fiscal inflation can be pushed into the future (i.e. our anticipation horizon) is intimately tied to the maturity

of government debt.

## 7 Concluding remarks

The model identifies an anticipated part of the inflation target in the canonical NK-DSGE model. While there exist alternative interpretations for the evolution of target inflation, the basic Sargent and Wallace (1981) arithmetic suggests fiscal policy to be a particularly plausible one. The fact that the evolution of anticipated target changes aligns very well with measures of fiscal policy lends credibility to fiscal inflation concerns.

In the model fiscal inflation is entirely exogenous. It implies that monetary policy cannot counter it and that - while not necessarily the most likely scenario - post-crisis the US may be stuck with an inconveniently high level of inflation.

As a final caveat, note that the purpose of the model is identifying anticipated inflation and evaluating whether it is related to fiscal policy. The model we estimate is essentially void of structure when it comes to the modelling of the fiscal authority. This has the advantage that we avoid making highly debatable assumptions on behalf of the fiscal policy maker, but also that we can resort to standard DSGE model estimation, thus avoiding the pitfalls of alternative econometric methods in the face of anticipation. At the same time, the model takes no particular stance on the desirability of various policy options.

## References

- [1] Bhattarai, S., Lee, J.W., Park, W.Y., 2012. “Policy Regimes, Policy Shifts, and U.S. Business Cycles,” Mimeo.
- [2] Bianchi, F., Ilut, C., 2012. “Monetary/Fiscal Policy Mix and Agents’ Beliefs,” Mimeo.
- [3] Campbell, J., Evans, C.L., Fisher, J.D.M., Justiniano, A., 2012. “Macroeconomic Effects of Federal Reserve Forward Guidance,” *Brookings Papers on Economic Activity*.
- [4] Christiano, L.J., Eichenbaum, M., Evans, C.L., 2005. “Nominal Rigidities and the Dynamic Effects of a Shock to Monetary Policy,” *Journal of Political Economy* 113, 1–45.
- [5] Cochrane, J.H., 2001. “Long-Term Debt and Optimal Policy in the Fiscal Theory of the Price Level,” *Econometrica* 69, 69-116.
- [6] Cochrane, J.H., 2011. “Understanding Policy in the Great Recession: Some Unpleasant Fiscal Arithmetic,” *European Economic Review* 55, 2-30.
- [7] Davig, T., Leeper, E.M., Walker, T.B., 2011. “Inflation and the Fiscal Limit,” *European Economic Review* 55, 31-47.
- [8] De Graeve, F., Emiris, M., Wouters, R., 2009. “A Structural Decomposition of the US Yield Curve,” *Journal of Monetary Economics* 56, 545-559.
- [9] Fernández-Villaverde, J., Kuester, K., Guerrón-Quintana, P.A., Rubio-Ramírez, J., 2011. “Fiscal Volatility Shocks and Economic Activity,” NBER Working Paper 17317.
- [10] Galí, J., 2012. Comment on Leeper and Walker’s “Perceptions and Misperceptions of Fiscal Inflation,” in “Fiscal Policy after the Financial Crisis,” by A. Alesina and F. Giavazzi (eds.), Forthcoming.
- [11] Greenwood, R., Hanson, S.G., Stein, J.C., 2012. “A Comparative-Advantage Approach to Government Debt Maturity,” Mimeo.



- [12] Kliem, M., Kriwoluzky, A., Sarferaz, S., 2013. "On the Low-Frequency Relationship between Public Deficits and Inflation," Bundesbank Discussion Paper 12/2013.
- [13] Kurmann, A., Otrok, C., 2013. "News Shocks and the Slope of the Term Structure of Interest Rates," *American Economic Review*, Forthcoming.
- [14] Leeper, E.M., Walker, T.B., 2012. "Perceptions and Misperceptions of Fiscal Inflation," in "Fiscal Policy after the Financial Crisis," by A. Alesina and F. Giavazzi (eds.), Forthcoming.
- [15] Leeper, E.M., Walker, T.B., Yang, S., 2013. "Fiscal foresight and Information Flows," *Econometrica* 81, 1115-1145.
- [16] L'Huillier, J.P., Blanchard, O.J., Lorenzoni, G., 2013. "News, Noise, and Fluctuations: An Empirical Exploration," *American Economic Review*, Forthcoming.
- [17] Ramey, V., 2011. "Identifying Government Spending Shocks: It's all in the Timing," *Quarterly Journal of Economics* 126, 1-50.
- [18] Sargent, T.J., Wallace, N., 1981. "Some Unpleasant Monetarist Arithmetic," Federal Reserve Bank of Minneapolis *Quarterly Review* 5, 1-17.
- [19] Schmitt-Grohé, S., Uribe, M., 2012. "What's News in Business Cycles," *Econometrica* 80, 2733-2764.
- [20] Smets, F., Wouters, R., 2007. "Shocks and Frictions in US Business Cycles: A Bayesian DSGE Approach," *American Economic Review* 97, 586-606.
- [21] Sims, C.A., 2011. "Stepping on a Rake: The Role of Fiscal Policy in the Inflation of the 1970s," *European Economic Review* 55, 48-56.
- [22] Yang, S., 2007. "A Chronology of Federal Income Tax Policy: 1947-2009," CAEPR Working Paper 2007-021.

Table 1: Correlation between inflation target news shocks and different measures of fiscal innovations

| Fiscal innovations            | 1966-2011 | 1966-1983 | 1984-2011 |
|-------------------------------|-----------|-----------|-----------|
| Primary deficit/GDP           | 0.44      | 0.12      | 0.70      |
| CBO without stabilizers       | 0.37      | 0.09      | 0.56      |
| Controlling for output gap    | 0.43      | 0.06      | 0.64      |
| Controlling for output growth | 0.45      | 0.16      | 0.58      |
| Primary deficit/debt          | 0.37      | 0.15      | 0.67      |
| Debt/GDP                      | 0.29      | 0.26      | 0.32      |

Table 2: Correlation between inflation target news shocks at different anticipation horizons and fiscal innovations

| Anticipation horizon | 1966-2011 | 1966-1983 | 1984-2011 |
|----------------------|-----------|-----------|-----------|
| 1 year               | -0.03     | 0.08      | -0.12     |
| 2 years              | -0.21     | -0.32     | -0.13     |
| 3 years              | 0.01      | -0.18     | 0.17      |
| 4 years              | 0.32      | 0.17      | 0.44      |
| 5 years              | 0.44      | 0.12      | 0.70      |
| 6 years              | 0.17      | -0.11     | 0.39      |
| 7 years              | 0.11      | 0.13      | 0.09      |
| 8 years              | 0.01      | -0.13     | 0.13      |

Figure 1: Deficit and debt: US (1970-2011, in percent)

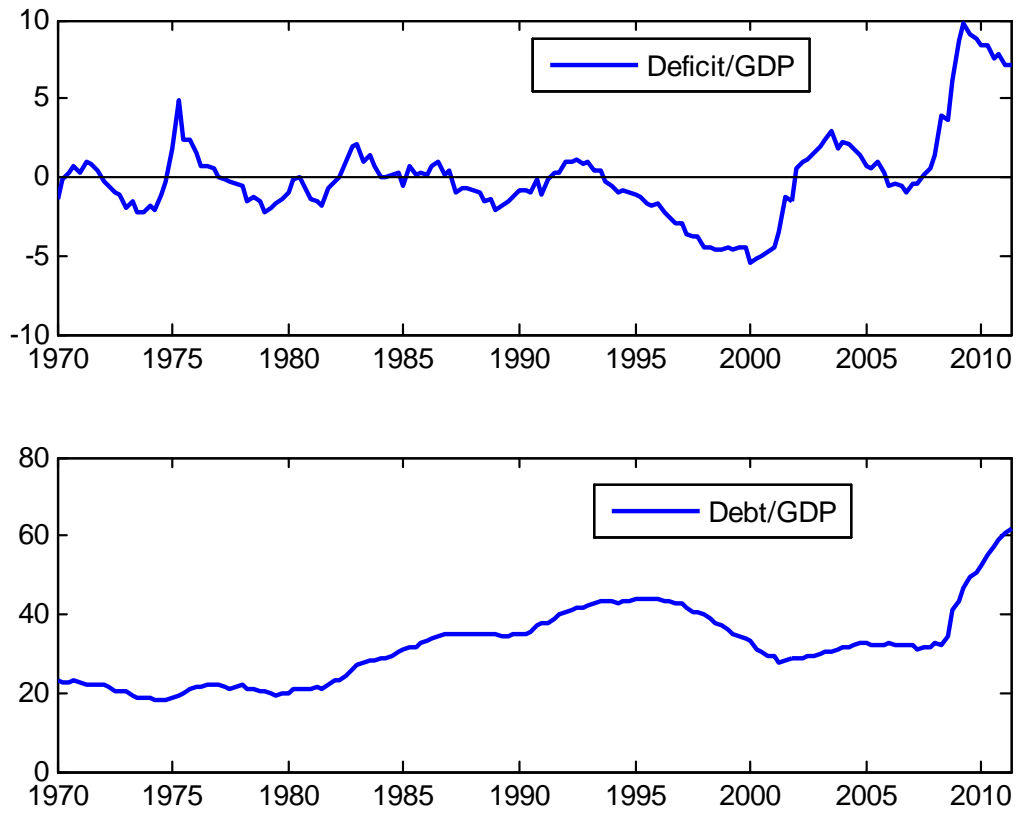
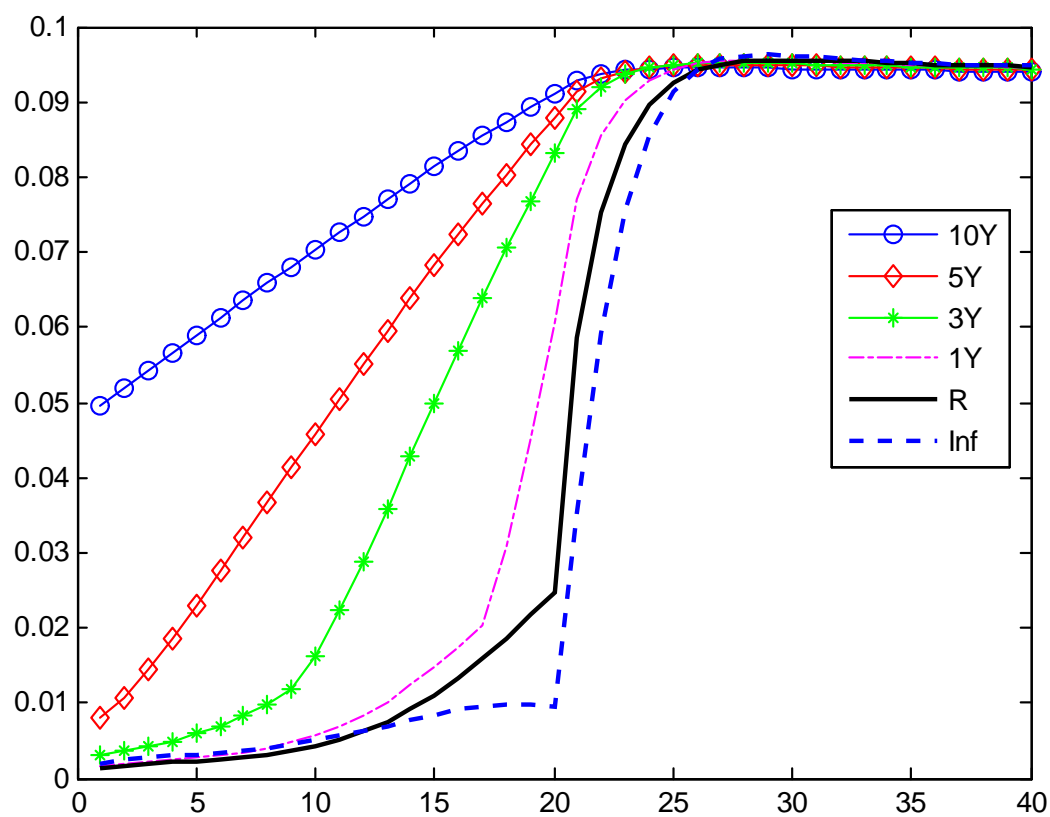
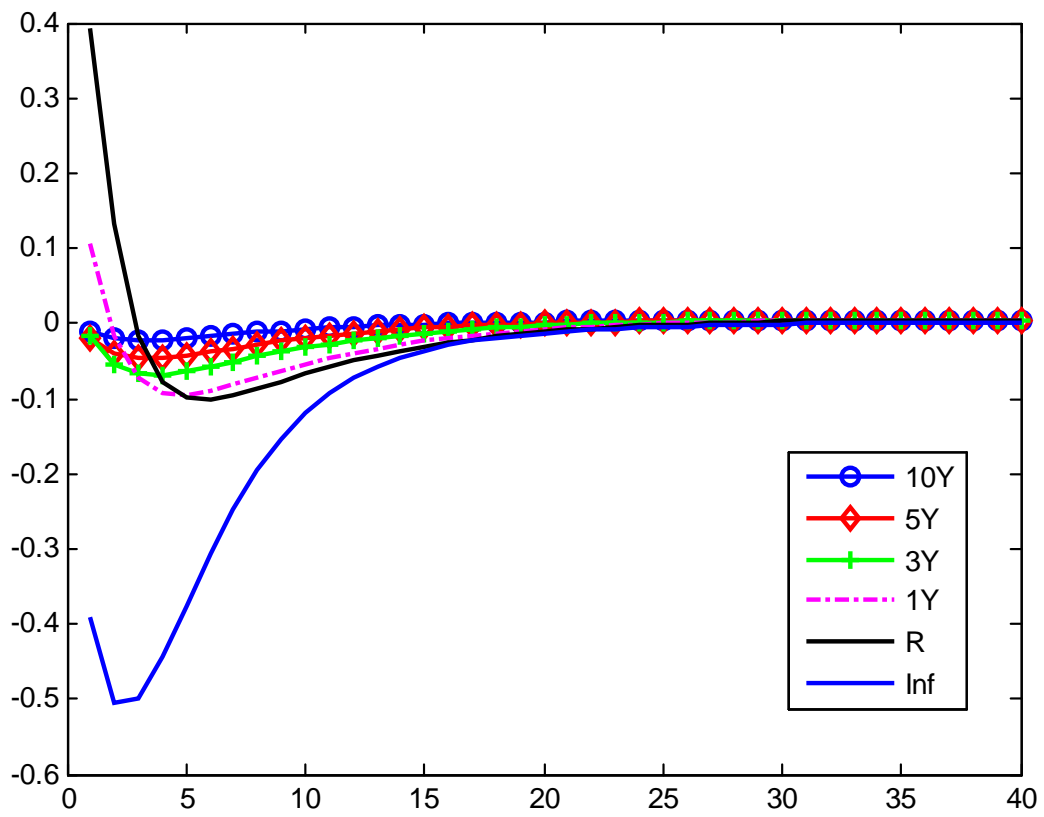


Figure 2: Impulse responses to an inflation target news shock



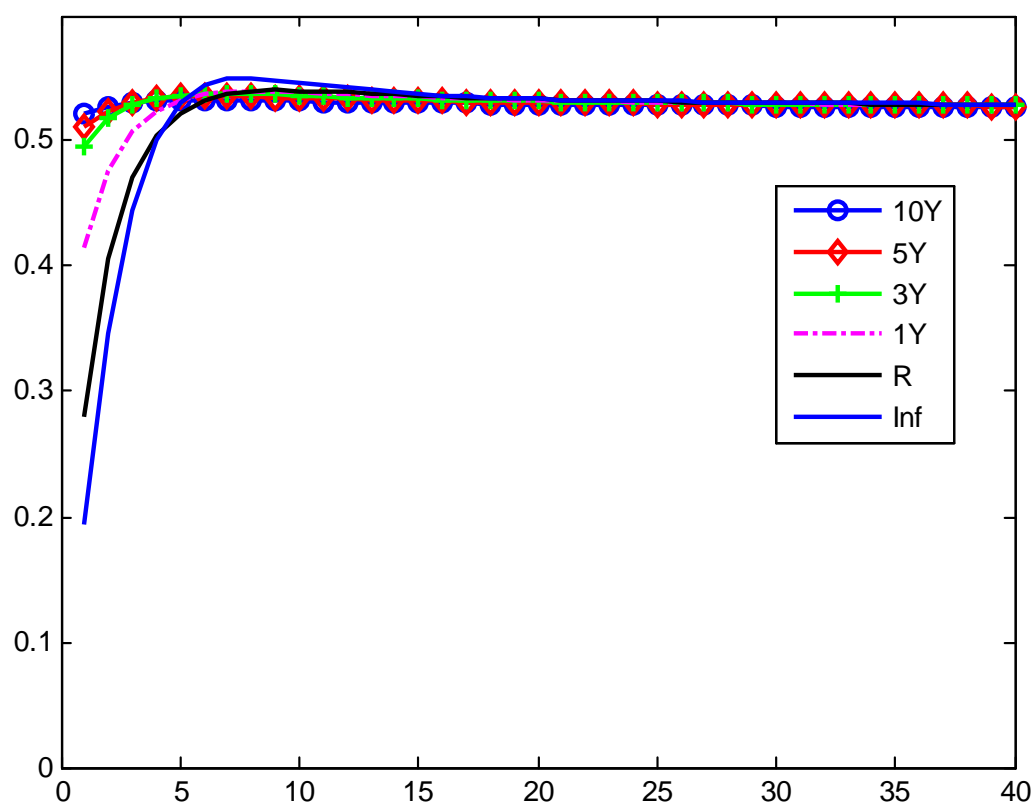
Note: Yields are denoted by their maturity, in years, R: Fed funds rate, Inf: Inflation. The anticipation horizon  $i$  is 20 quarters.

Figure 3: Impulse responses to a temporary monetary policy shock



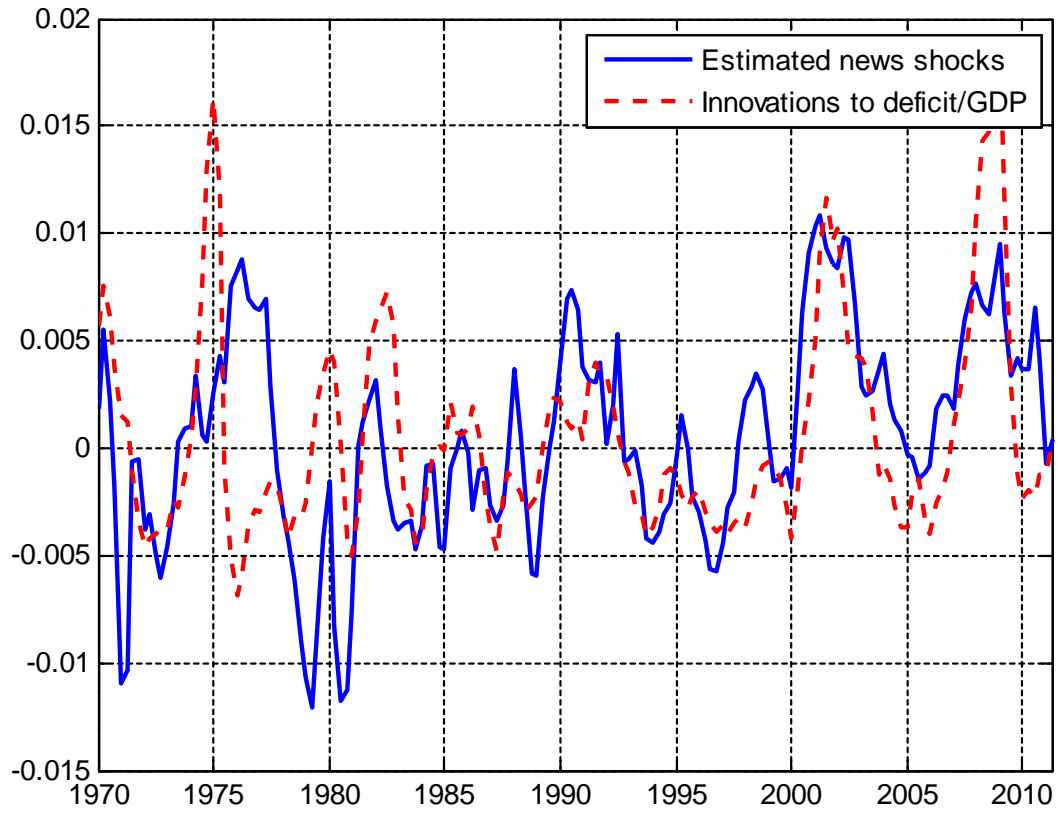
Note: Yields are denoted by their maturity, in years, R: Fed funds rate, Inf: Inflation.

Figure 4: Impulse responses to an inflation target shock



Note: Yields are denoted by their maturity, in years, R: Fed funds rate, Inf: Inflation.

Figure 5: News shocks and fiscal innovations



Note: The dashed line plots  $\frac{1}{3}(\varepsilon_{t+1} + \varepsilon_t + \varepsilon_{t-1})$ , where  $\varepsilon_t$  is the residual of a regression of the primary deficit-to-GDP ratio on its own lag.

Figure 6: News contribution and inflation

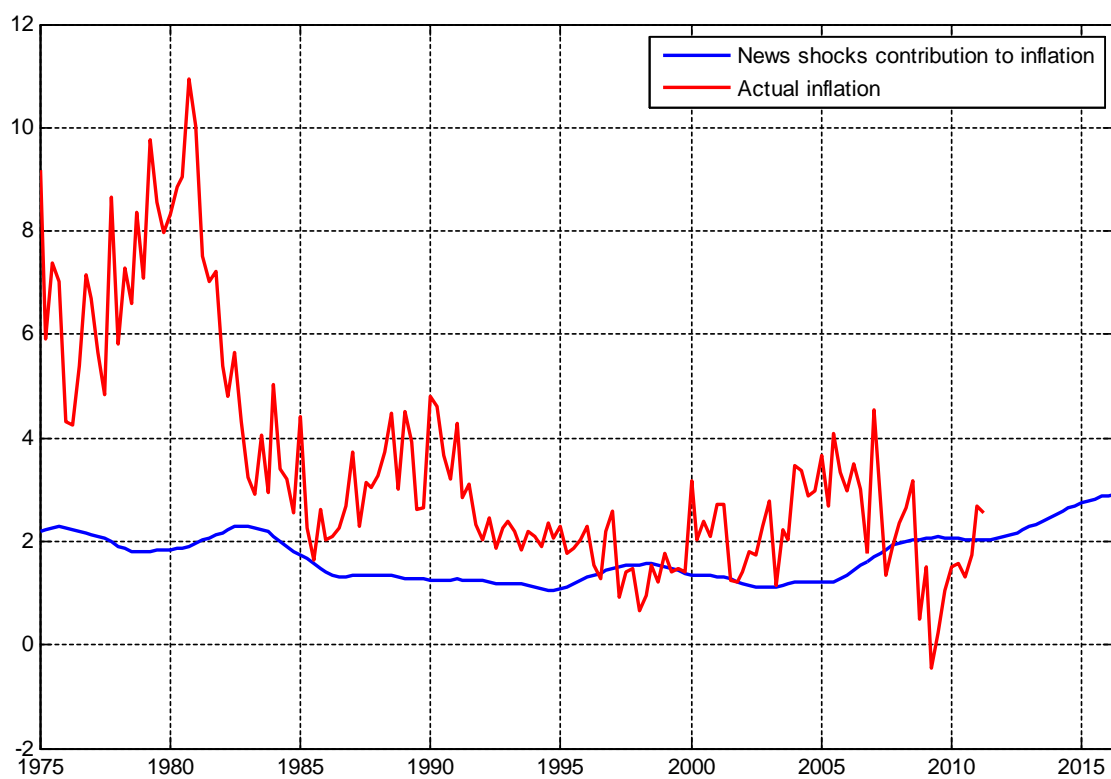




Figure 7: News contribution and debt projections

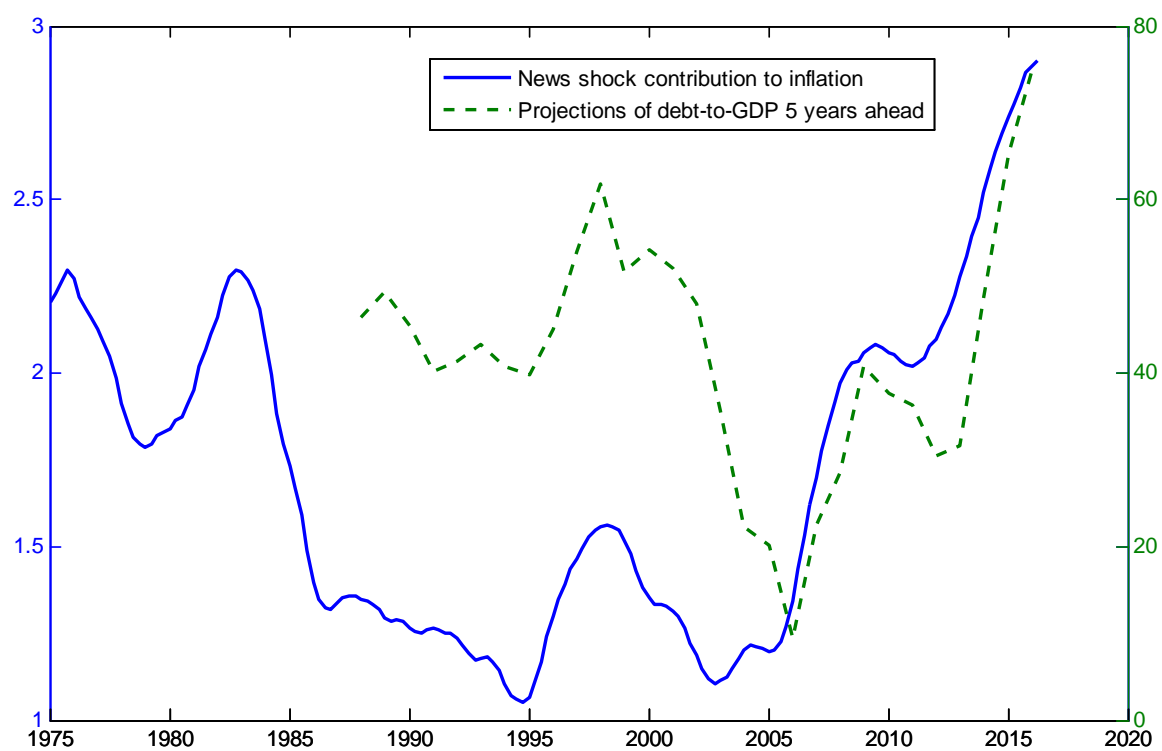
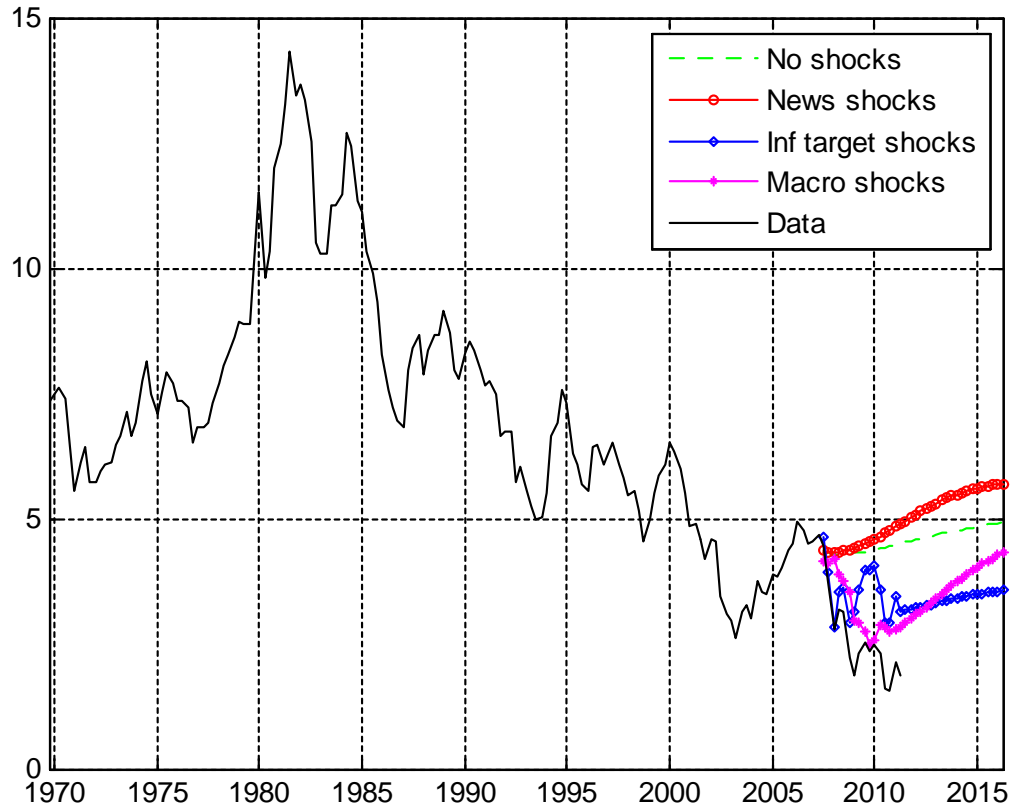
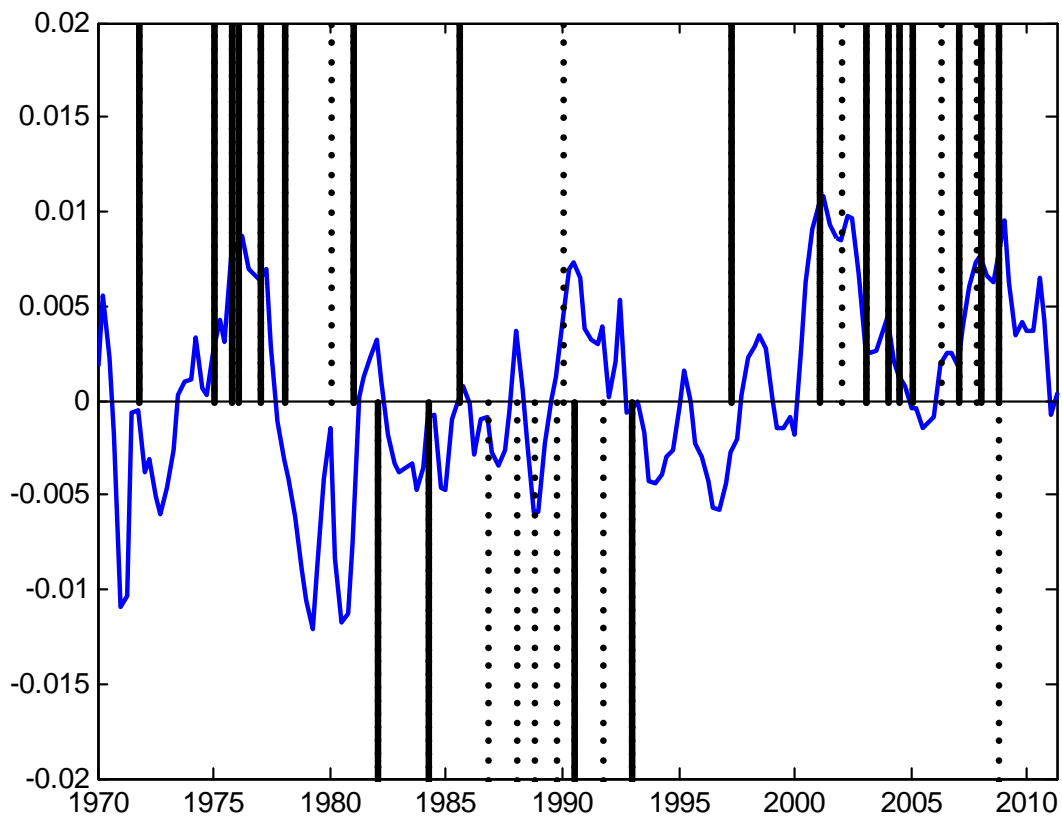


Figure 8: 5-Year yield in the Great Recession



Note: The dashed line plots the evolution of the 5-year yield if all shocks from 2007 onward are set to zero. The circled line shows what the yield would have been if only news shocks were operative in that period. Similarly, the diamond (resp. starred) line plots the case of only inflation target (resp. macro) shocks. The solid line is the data, or what happens with all shocks operational.

Figure 9: Inflation target news shocks and fiscal announcements



Note: Vertical lines above zero mark positive surprises to the deficit while lines below zero correspond to negative shocks. Solid lines depict announcements dates regarding federal income taxes, taken from Yang (2007), while vertical dashed lines pertain to defense announcements, taken from Ramey (2011).

# Earlier Working Papers:

For a complete list of Working Papers published by Sveriges Riksbank, see [www.riksbank.se](http://www.riksbank.se)

|   |          |
|---|----------|
| Estimation of an Adaptive Stock Market Model with Heterogeneous Agents<br><i>by Henrik Amilon</i>   | 2005:177 |
| Some Further Evidence on Interest-Rate Smoothing: The Role of Measurement Errors in the Output Gap<br><i>by Mikael Apel and Per Jansson</i>   | 2005:178 |
| Bayesian Estimation of an Open Economy DSGE Model with Incomplete Pass-Through<br><i>by Malin Adolfson, Stefan Laséen, Jesper Lindé and Mattias Villani</i>   | 2005:179 |
| Are Constant Interest Rate Forecasts Modest Interventions? Evidence from an Estimated Open Economy DSGE Model of the Euro Area<br><i>by Malin Adolfson, Stefan Laséen, Jesper Lindé and Mattias Villani</i> | 2005:180 |
| Inference in Vector Autoregressive Models with an Informative Prior on the Steady State<br><i>by Mattias Villani</i>  | 2005:181 |
| Bank Mergers, Competition and Liquidity<br><i>by Elena Carletti, Philipp Hartmann and Giancarlo Spagnolo</i>  | 2005:182 |
| Testing Near-Rationality using Detailed Survey Data<br><i>by Michael F. Bryan and Stefan Palmqvist</i>  | 2005:183 |
| Exploring Interactions between Real Activity and the Financial Stance<br><i>by Tor Jacobson, Jesper Lindé and Kasper Roszbach</i>   | 2005:184 |
| Two-Sided Network Effects, Bank Interchange Fees, and the Allocation of Fixed Costs<br><i>by Mats A. Bergman</i>  | 2005:185 |
| Trade Deficits in the Baltic States: How Long Will the Party Last?<br><i>by Rudolfs Bems and Kristian Jönsson</i>   | 2005:186 |
| Real Exchange Rate and Consumption Fluctuations following Trade Liberalization<br><i>by Kristian Jönsson</i>  | 2005:187 |
| Modern Forecasting Models in Action: Improving Macroeconomic Analyses at Central Banks<br><i>by Malin Adolfson, Michael K. Andersson, Jesper Lindé, Mattias Villani and Anders Vredin</i>                   | 2005:188 |
| Bayesian Inference of General Linear Restrictions on the Cointegration Space<br><i>by Mattias Villani</i>   | 2005:189 |
| Forecasting Performance of an Open Economy Dynamic Stochastic General Equilibrium Model<br><i>by Malin Adolfson, Stefan Laséen, Jesper Lindé and Mattias Villani</i>  | 2005:190 |
| Forecast Combination and Model Averaging using Predictive Measures<br><i>by Jana Eklund and Sune Karlsson</i>   | 2005:191 |
| Swedish Intervention and the Krona Float, 1993-2002<br><i>by Owen F. Humpage and Javiera Ragnartz</i>   | 2006:192 |
| A Simultaneous Model of the Swedish Krona, the US Dollar and the Euro<br><i>by Hans Lindblad and Peter Sellin</i>   | 2006:193 |
| Testing Theories of Job Creation: Does Supply Create Its Own Demand?<br><i>by Mikael Carlsson, Stefan Eriksson and Nils Gottfries</i>   | 2006:194 |
| Down or Out: Assessing The Welfare Costs of Household Investment Mistakes<br><i>by Laurent E. Calvet, John Y. Campbell and Paolo Sodini</i>   | 2006:195 |
| Efficient Bayesian Inference for Multiple Change-Point and Mixture Innovation Models<br><i>by Paolo Giordani and Robert Kohn</i>  | 2006:196 |
| Derivation and Estimation of a New Keynesian Phillips Curve in a Small Open Economy<br><i>by Karolina Holmberg</i>  | 2006:197 |
| Technology Shocks and the Labour-Input Response: Evidence from Firm-Level Data<br><i>by Mikael Carlsson and Jon Smedsaas</i>  | 2006:198 |
| Monetary Policy and Staggered Wage Bargaining when Prices are Sticky<br><i>by Mikael Carlsson and Andreas Westermarck</i>   | 2006:199 |
| The Swedish External Position and the Krona<br><i>by Philip R. Lane</i>   | 2006:200 |

|  |          |
|--|----------|
| Price Setting Transactions and the Role of Denominating Currency in FX Markets<br><i>by Richard Friberg and Fredrik Wilander</i>                               | 2007:201 |
| The geography of asset holdings: Evidence from Sweden<br><i>by Nicolas Coeurdacier and Philippe Martin</i>   | 2007:202 |
| Evaluating An Estimated New Keynesian Small Open Economy Model<br><i>by Malin Adolfson, Stefan Laséen, Jesper Lindé and Mattias Villani</i>                    | 2007:203 |
| The Use of Cash and the Size of the Shadow Economy in Sweden<br><i>by Gabriela Guibourg and Björn Segendorf</i>  | 2007:204 |
| Bank supervision Russian style: Evidence of conflicts between micro- and macro-prudential concerns<br><i>by Sophie Claeys and Koen Schoors</i>                 | 2007:205 |
| Optimal Monetary Policy under Downward Nominal Wage Rigidity<br><i>by Mikael Carlsson and Andreas Westermarck</i>  | 2007:206 |
| Financial Structure, Managerial Compensation and Monitoring<br><i>by Vittoria Cerasi and Sonja Daltung</i>   | 2007:207 |
| Financial Frictions, Investment and Tobin's q<br><i>by Guido Lorenzoni and Karl Walentin</i>   | 2007:208 |
| Sticky Information vs Sticky Prices: A Horse Race in a DSGE Framework<br><i>by Mathias Trabandt</i>  | 2007:209 |
| Acquisition versus greenfield: The impact of the mode of foreign bank entry on information and bank lending rates<br><i>by Sophie Claeys and Christa Hainz</i> | 2007:210 |
| Nonparametric Regression Density Estimation Using Smoothly Varying Normal Mixtures<br><i>by Mattias Villani, Robert Kohn and Paolo Giordani</i>                | 2007:211 |
| The Costs of Paying – Private and Social Costs of Cash and Card<br><i>by Mats Bergman, Gabriella Guibourg and Björn Segendorf</i>                              | 2007:212 |
| Using a New Open Economy Macroeconomics model to make real nominal exchange rate forecasts<br><i>by Peter Sellin</i>   | 2007:213 |
| Introducing Financial Frictions and Unemployment into a Small Open Economy Model<br><i>by Lawrence J. Christiano, Mathias Trabandt and Karl Walentin</i>       | 2007:214 |
| Earnings Inequality and the Equity Premium<br><i>by Karl Walentin</i>  | 2007:215 |
| Bayesian forecast combination for VAR models<br><i>by Michael K. Andersson and Sune Karlsson</i>   | 2007:216 |
| Do Central Banks React to House Prices?<br><i>by Daria Finocchiaro and Virginia Queijo von Heideken</i>  | 2007:217 |
| The Riksbank's Forecasting Performance<br><i>by Michael K. Andersson, Gustav Karlsson and Josef Svensson</i>   | 2007:218 |
| Macroeconomic Impact on Expected Default Frequency<br><i>by Per Åsberg and Hovick Shahnazarian</i>   | 2008:219 |
| Monetary Policy Regimes and the Volatility of Long-Term Interest Rates<br><i>by Virginia Queijo von Heideken</i>   | 2008:220 |
| Governing the Governors: A Clinical Study of Central Banks<br><i>by Lars Frisell, Kasper Roszbach and Giancarlo Spagnolo</i>                                   | 2008:221 |
| The Monetary Policy Decision-Making Process and the Term Structure of Interest Rates<br><i>by Hans Dillén</i>  | 2008:222 |
| How Important are Financial Frictions in the U S and the Euro Area<br><i>by Virginia Queijo von Heideken</i>   | 2008:223 |
| Block Kalman filtering for large-scale DSGE models<br><i>by Ingvar Strid and Karl Walentin</i>   | 2008:224 |
| Optimal Monetary Policy in an Operational Medium-Sized DSGE Model<br><i>by Malin Adolfson, Stefan Laséen, Jesper Lindé and Lars E. O. Svensson</i>             | 2008:225 |
| Firm Default and Aggregate Fluctuations<br><i>by Tor Jacobson, Rikard Kindell, Jesper Lindé and Kasper Roszbach</i>  | 2008:226 |

|  |          |
|--|----------|
| Re-Evaluating Swedish Membership in EMU: Evidence from an Estimated Model<br><i>by Ulf Söderström</i>  | 2008:227 |
| The Effect of Cash Flow on Investment: An Empirical Test of the Balance Sheet Channel<br><i>by Ola Melander</i>  | 2009:228 |
| Expectation Driven Business Cycles with Limited Enforcement<br><i>by Karl Walentin</i>   | 2009:229 |
| Effects of Organizational Change on Firm Productivity<br><i>by Christina Håkanson</i>  | 2009:230 |
| Evaluating Microfoundations for Aggregate Price Rigidities: Evidence from Matched Firm-Level Data on Product Prices and Unit Labor Cost<br><i>by Mikael Carlsson and Oskar Nordström Skans</i> | 2009:231 |
| Monetary Policy Trade-Offs in an Estimated Open-Economy DSGE Model<br><i>by Malin Adolfson, Stefan Laséen, Jesper Lindé and Lars E. O. Svensson</i>  | 2009:232 |
| Flexible Modeling of Conditional Distributions Using Smooth Mixtures of Asymmetric Student T Densities<br><i>by Feng Li, Mattias Villani and Robert Kohn</i>                                   | 2009:233 |
| Forecasting Macroeconomic Time Series with Locally Adaptive Signal Extraction<br><i>by Paolo Giordani and Mattias Villani</i>  | 2009:234 |
| Evaluating Monetary Policy<br><i>by Lars E. O. Svensson</i>  | 2009:235 |
| Risk Premiums and Macroeconomic Dynamics in a Heterogeneous Agent Model<br><i>by Ferre De Graeve, Maarten Dossche, Marina Emiris, Henri Sneessens and Raf Wouters</i>                          | 2010:236 |
| Picking the Brains of MPC Members<br><i>by Mikael Apel, Carl Andreas Claussen and Petra Lennartsdotter</i>   | 2010:237 |
| Involuntary Unemployment and the Business Cycle<br><i>by Lawrence J. Christiano, Mathias Trabandt and Karl Walentin</i>  | 2010:238 |
| Housing collateral and the monetary transmission mechanism<br><i>by Karl Walentin and Peter Sellin</i>   | 2010:239 |
| The Discursive Dilemma in Monetary Policy<br><i>by Carl Andreas Claussen and Øistein Røisland</i>  | 2010:240 |
| Monetary Regime Change and Business Cycles<br><i>by Vasco Cúrdia and Daria Finocchiaro</i>   | 2010:241 |
| Bayesian Inference in Structural Second-Price common Value Auctions<br><i>by Bertil Wegmann and Mattias Villani</i>  | 2010:242 |
| Equilibrium asset prices and the wealth distribution with inattentive consumers<br><i>by Daria Finocchiaro</i>   | 2010:243 |
| Identifying VARs through Heterogeneity: An Application to Bank Runs<br><i>by Ferre De Graeve and Alexei Karas</i>  | 2010:244 |
| Modeling Conditional Densities Using Finite Smooth Mixtures<br><i>by Feng Li, Mattias Villani and Robert Kohn</i>  | 2010:245 |
| The Output Gap, the Labor Wedge, and the Dynamic Behavior of Hours<br><i>by Luca Sala, Ulf Söderström and Antonella Trigari</i>  | 2010:246 |
| Density-Conditional Forecasts in Dynamic Multivariate Models<br><i>by Michael K. Andersson, Stefan Palmqvist and Daniel F. Waggoner</i>  | 2010:247 |
| Anticipated Alternative Policy-Rate Paths in Policy Simulations<br><i>by Stefan Laséen and Lars E. O. Svensson</i>   | 2010:248 |
| MOSES: Model of Swedish Economic Studies<br><i>by Gunnar Bårdsen, Ard den Reijer, Patrik Jonasson and Ragnar Nymoen</i>  | 2011:249 |
| The Effects of Endogenous Firm Exit on Business Cycle Dynamics and Optimal Fiscal Policy<br><i>by Lauri Vilmi</i>  | 2011:250 |
| Parameter Identification in a Estimated New Keynesian Open Economy Model<br><i>by Malin Adolfson and Jesper Lindé</i>  | 2011:251 |
| Up for count? Central bank words and financial stress<br><i>by Marianna Blix Grimaldi</i>  | 2011:252 |

|   |          |
|---|----------|
| Wage Adjustment and Productivity Shocks<br><i>by Mikael Carlsson, Julián Messina and Oskar Nordström Skans</i>  | 2011:253 |
| Stylized (Arte) Facts on Sectoral Inflation<br><i>by Ferre De Graeve and Karl Walentin</i>  | 2011:254 |
| Hedging Labor Income Risk<br><i>by Sebastien Betermier, Thomas Jansson, Christine A. Parlour and Johan Walden</i>   | 2011:255 |
| Taking the Twists into Account: Predicting Firm Bankruptcy Risk with Splines of Financial Ratios<br><i>by Paolo Giordani, Tor Jacobson, Erik von Schedvin and Mattias Villani</i> | 2011:256 |
| Collateralization, Bank Loan Rates and Monitoring: Evidence from a Natural Experiment<br><i>by Geraldo Cerqueiro, Steven Ongena and Kasper Roszbach</i>                           | 2012:257 |
| On the Non-Exclusivity of Loan Contracts: An Empirical Investigation<br><i>by Hans Degryse, Vasso Ioannidou and Erik von Schedvin</i>   | 2012:258 |
| Labor-Market Frictions and Optimal Inflation<br><i>by Mikael Carlsson and Andreas Westermarck</i>   | 2012:259 |
| Output Gaps and Robust Monetary Policy Rules<br><i>by Roberto M. Billi</i>  | 2012:260 |
| The Information Content of Central Bank Minutes<br><i>by Mikael Apel and Marianna Blix Grimaldi</i>   | 2012:261 |
| The Cost of Consumer Payments in Sweden<br><i>by Björn Segendorf and Thomas Jansson</i>   | 2012:262 |
| Trade Credit and the Propagation of Corporate Failure: An Empirical Analysis<br><i>by Tor Jacobson and Erik von Schedvin</i>  | 2012:263 |
| Structural and Cyclical Forces in the Labor Market During the Great Recession: Cross-Country Evidence<br><i>by Luca Sala, Ulf Söderström and Antonella Trigari</i>                | 2012:264 |
| Pension Wealth and Household Savings in Europe: Evidence from SHARELIFE<br><i>by Rob Alessie, Viola Angelini and Peter van Santen</i>   | 2013:265 |
| Long-Term Relationship Bargaining<br><i>by Andreas Westermarck</i>  | 2013:266 |
| Using Financial Markets To Estimate the Macro Effects of Monetary Policy: An Impact-Identified FAVAR*<br><i>by Stefan Pitschner</i>   | 2013:267 |
| DYNAMIC MIXTURE-OF-EXPERTS MODELS FOR LONGITUDINAL AND DISCRETE-TIME SURVIVAL DATA<br><i>by Matias Quiroz and Mattias Villani</i>   | 2013:268 |
| Conditional euro area sovereign default risk<br><i>by André Lucas, Bernd Schwaab and Xin Zhang</i>  | 2013:269 |
| Nominal GDP Targeting and the Zero Lower Bound: Should We Abandon Inflation Targeting?*   | 2013:270 |
| Un-truncating VARs*<br><i>by Ferre De Graeve and Andreas Westermarck</i>  | 2013:271 |
| Housing Choices and Labor Income Risk<br><i>by Thomas Jansson</i>   | 2013:272 |



Sveriges Riksbank  
Visiting address: Brunkebergs torg 11  
Mail address: se-103 37 Stockholm

Website: [www.riksbank.se](http://www.riksbank.se)  
Telephone: +46 8 787 00 00, Fax: +46 8 21 05 31  
E-mail: [registratorn@riksbank.se](mailto:registratorn@riksbank.se)