

Franke, Günter; Stapleton, Richard C.; Subrahmanyam, Marti G.

**Working Paper**

## Who buys and who sells options: The role and pricing of options in an economy with background risk

Diskussionsbeiträge - Serie II, No. 253

**Provided in Cooperation with:**

Department of Economics, University of Konstanz

*Suggested Citation:* Franke, Günter; Stapleton, Richard C.; Subrahmanyam, Marti G. (1995) : Who buys and who sells options: The role and pricing of options in an economy with background risk, Diskussionsbeiträge - Serie II, No. 253, Universität Konstanz, Sonderforschungsbereich 178 - Internationalisierung der Wirtschaft, Konstanz

This Version is available at:

<https://hdl.handle.net/10419/101657>

**Standard-Nutzungsbedingungen:**

Die Dokumente auf EconStor dürfen zu eigenen wissenschaftlichen Zwecken und zum Privatgebrauch gespeichert und kopiert werden.

Sie dürfen die Dokumente nicht für öffentliche oder kommerzielle Zwecke vervielfältigen, öffentlich ausstellen, öffentlich zugänglich machen, vertreiben oder anderweitig nutzen.

Sofern die Verfasser die Dokumente unter Open-Content-Lizenzen (insbesondere CC-Lizenzen) zur Verfügung gestellt haben sollten, gelten abweichend von diesen Nutzungsbedingungen die in der dort genannten Lizenz gewährten Nutzungsrechte.

**Terms of use:**


*Documents in EconStor may be saved and copied for your personal and scholarly purposes.*

*You are not to copy documents for public or commercial purposes, to exhibit the documents publicly, to make them publicly available on the internet, or to distribute or otherwise use the documents in public.*

*If the documents have been made available under an Open Content Licence (especially Creative Commons Licences), you may exercise further usage rights as specified in the indicated licence.*

**Sonderforschungsbereich 178  
„Internationalisierung der Wirtschaft“**

Diskussionsbeiträge



Juristische  
Fakultät


Fakultät für Wirtschafts-  
wissenschaften und Statistik

---

Günter Franke  
Richard C. Stapleton  
Marti G. Subrahmanyam

**Who Buys and Who Sells Options:  
The Role and Pricing of Options  
in an Economy with Background Risk**

W 113 (253)



MAR. 1995 Weltwirtschaft

W 113 W 113 (253) ufi sp sig ka<sup>1</sup>

---

**Who Buys and Who Sells Options:  
The Role and Pricing of Options in an  
Economy with Background Risk<sup>1</sup>**

**Günter Franke<sup>2</sup>**

**Richard C. Stapleton<sup>3</sup>**

**Marti G. Subrahmanyam<sup>4</sup>**

599227

Serie II - Nr. 253

März 1995

First draft: April 1992  
This draft: March 13, 1995

<sup>1</sup>An earlier version of this paper was presented at the European Finance Association Conference, Copenhagen, August 1993. We thank participants in seminars at the Universities of Bonn, Karlsruhe and Liverpool, and the Stockholm School of Economics. We also thank Menachem Brenner and Raghu Sundaram for helpful comments and Jingzhi Huang for able research assistance.

<sup>2</sup>Fakultät für Wirtschaftswissenschaften und Statistik, University of Konstanz

Phone No. (+49) 7531 88-2545

Fax No. (+49) 7531 88-3559

<sup>3</sup>The Management School, Lancaster University

Phone No. (+44) 524 65201 Ext. 3637

Fax No. (+44) 524 847321

<sup>4</sup>Stern School of Business, New York University

Phone No. (+1) 212 998-0348

Fax No. (+1) 212 995-4233

## Abstract

In this paper, we derive an equilibrium in which some investors buy call/put options on the market portfolio while others sell them. Also, some investors supply and others demand forward contracts. Since investors are assumed to have similar risk-averse preferences, the demand for these contracts is not explained by differences in the shape of the utility functions. Rather, it is the degree to which agents face other, non-hedgeable, background risks that determines their risk-taking behavior in the model. We show that investors with low or no background risk sell portfolio insurance, i.e., they sell options on the market portfolio, whereas investors with high background risk buy those options. A general increase in background risk in the economy reduces the forward price of the market portfolio. Furthermore, the prices of put options rise and the prices of call options fall. However, in an economy with given background risk, holding the forward price and hence the overall risk aversion constant, all options will be underpriced by the option pricing model if it ignores the presence of background risk.

# 1 INTRODUCTION

The spectacular growth in the use of derivatives to manage risks has been one of the most significant recent developments in the financial markets. In particular, the use of options to hedge against changes in foreign exchange rates, interest rates, equity market prices and commodity prices, is now widespread. In addition, there is increasing interest in real options, such as the option to exploit natural resources, and their role in the theory of investment. Further, many insurance contracts can be thought of as put options. In contrast to the widespread use and importance of options as well as the vast academic and practitioner literature on option pricing, research on explaining the motivation for the use of options is quite sparse. Some explanations have been provided including, for example, the existence of differential transactions costs, heterogeneous expectations and differences in preferences across market participants. However, there has been very little detailed analysis of the reasons why option-like instruments are employed by diverse market participants. In this paper, we provide a new explanation for option supply and demand: the existence of non-hedgeable background risks.

The academic literature has concentrated attention mainly on the issues of pricing and hedging of options. Although many variants of the standard Black-Scholes model have been developed and are in widespread use, several empirical departures from the models have been documented. Early attempts to explain these empirical departures lead to alternative models.<sup>1</sup> More recently, it has been noted, for example, that the implied volatility of equity index options is consistently different and often higher than any reasonable estimates of historic volatility.<sup>2</sup> Also, it is noticed in many option markets that options at different strike prices, especially out-of-the-money options, appear to be overpriced relative to the standard models.<sup>3</sup> Another common observation, which is often cited by practitioners, is the U-shaped or "smile" pattern, whereby deep-in-the-money and deep-out-of-the-money options appear to have much higher implied volatilities than those that are at-the-money.<sup>4</sup>

Various explanations have been suggested for these findings, ranging from the existence of "fat tails" in the underlying asset price distribution, to transaction costs and the presence of discontinuous price movements ("jump" risk). In this paper, we provide an alternative explanation to these empirical regularities: the existence of non-hedgeable or background

---

<sup>1</sup>Beckers (1980) and Emmanuel and MacBeth (1982), among others, demonstrated that the empirical biases may be explained by the Constant Elasticity of Variance (CEV) model proposed by Cox and Ross (1976). However, when Rubinstein (1985) compared several alternative option pricing models using trade and bid-ask data for equity options in the U.S., he found that no model adequately explained the observed empirical biases.

<sup>2</sup>See, for example, Canina and Figlewski (1993), and Christensen and Prabhala (1994).

<sup>3</sup>Longstaff (1993) analyzes the prices of stock index options (options on the S&P100 index in the U.S.) and finds that the implied prices for state-contingent claims violate basic no-arbitrage bounds.

<sup>4</sup>For an academic corroboration, see, for example, Sheikh (1991) for the case of stock index options (S&P100) and Heynen (1993) for equity options traded on the European Options Exchange.

risk changes option prices. In fact, in our model, all options will *appear* to be overpriced to an observer who is ignorant of the background risk facing agents in the economy. The new explanation, which we provide both for option supply and demand, and for pricing, is that agents face non-hedgeable, independent, background risks. These risks which could, for example, be associated with labor income or holdings of non-marketable assets, are assumed to be non-insurable. Our analysis assumes, therefore, that markets are incomplete. In our model, agents faced with such background risks, respond by demanding insurance in the form of options on the *marketable* risks.

Furthermore, our model may be able to explain otherwise puzzling behavior. For example, a familiar case is the use of options by corporations that hedge foreign-exchange exposure. A corporation that plans to sell a foreign currency at a future date will often buy a put option on the currency from a counter-party such as a bank. The three standard explanations - heterogeneous expectations, differences in preferences, and transactions costs - for such a transaction are less than plausible, on closer examination. It is difficult to believe that the expectations of industrial corporations consistently differ from those of banks regarding future foreign exchange rates. Also, there is no reason to believe that the shareholders of banking firms have fundamentally different utility functions from those of individual corporations. Further, large organizations, whether they are banks or industrial corporations, are likely to face rather similar transactions costs.

Our alternative explanation relates more to the risk profiles of the two parties. The industrial corporation is likely to face many non-hedgeable risks, such as the risks in the product market. In contrast, the banking firm is exposed mainly to hedgeable market value risks such as those associated with foreign exchange rates and interest rates, or those that can be diversified away to a large extent. In the language of this paper, the industrial corporation faces significant non-hedgeable background risk, whereas the banking firm does not. In our model, we show that the banking firm will tend to sell options and the industrial corporation will tend to buy options.

We assume an economy where agents inherit a portfolio of state-contingent claims on the market portfolio. There is a perfect and complete market for state-contingent claims on this portfolio. All agents in the economy have hyperbolic absolute risk aversion [HARA] utility for wealth at the end of a single time-period. This assumption allows us to compare optimal sharing rules in the presence of background risk with the *linear* sharing rules that exist in an economy with HARA utility and no background risks. The sharing rule tends to be convex for those agents who face high background risk and concave for those who do not. Thus, the non-linearity in our model is attributable to differential background risks. A convex or concave sharing rule can be obtained by buying or selling options, whereas a linear sharing rule involves only the use of spot or forward contracts.

The effect of an independent background risk with a non-positive mean is then analyzed within a comparative statics framework. An increase in the size of the background risk

effectively makes an individual agent more averse to market risks. The agent's reaction is then to demand more claims on states in which the outcome of the market portfolio is low, financing these purchases with sales of claims on states in which the outcome is high. The predictable effect is that the equilibrium prices of put options on the market portfolio rises and those of call options falls. Moreover, the increased risk aversion of agents also leads to a fall in the forward price of the market portfolio.

Next, we analyze the effect of background risk, while holding this forward price, and thus, the overall risk aversion constant. This serves two purposes. First, it allows us to distinguish those effects on option prices that result from the overall increase in the risk aversion of agents, as distinct from additional effects that arise from the fact that the increase in risk aversion depends on the outcome of the market portfolio. Second, it allows us to derive empirically testable implications of the model. An econometrician, observing forward and options prices in an economy with background risk, can only investigate option prices in relation to existing forward prices. We therefore, introduce the idea of an outside observer or "calibrator", as in Weil (1992), who observes the given forward price of the market portfolio but ignores the background risk in the economy. The "calibrator" uses an option pricing model, which ignores background risk, and predicts the put and call prices. These prices are then compared with those that are generated by the true model, which includes the effect of background risk. Using this "calibrator" analysis, we show that models that exclude background risk will *underprice* all options (both puts and calls) in comparison to the "true" model prices. As an illustration, the well-known Black-Scholes (1973) model uses, as inputs, the spot price of the underlying asset and the risk-free interest rate which together determine the forward price of the asset. However, the model does not account for background risk. Hence, the calibrator who uses the Black-Scholes model, given observed forward prices, will underprice *all* options in the background risk economy.

The organization of the paper is as follows: In section 2, we review the relevant literature on the impact of background risk. In section 3, we assume that a perfect, complete (forward) market exists for state contingent claims on the market portfolio. We define the agent's utility maximization problem in the presence of background risk and illustrate the properties of the precautionary premium given the assumption of HARA preferences. In section 4, we show that, in this economy, the presence of background risk modifies the well-known linear sharing rule <sup>5</sup> In equilibrium, every agent holds the risk-free asset, the market portfolio and a portfolio of state-contingent claims akin to options on the market portfolio. Agents with high background risk buy these options, whereas those with low background risk sell them. In section 5, we consider the effect of an increase in background risk on the pricing of claims on the market portfolio. We show that an increase in background risk increases the risk aversion of the pricing kernel, reducing the forward price of the market portfolio, increasing the forward price of put options on the market portfolio, and decreasing the forward price

---

<sup>5</sup>See Cass and Stiglitz (1970) and Rubinstein (1974).



of call options. In section 6, we consider an economy with background risk in which an outside observer (a calibrator) observes the forward price of the market portfolio payoff, but is ignorant of the background risk faced by agents in the economy. We show that the calibrator will observe that all options (both puts and calls) are overpriced in this economy. In other words, the calibrator will under-predict the prices of all put and calls options. In section 7, we conclude with a discussion of these results.

## 2 THE PREVIOUS WORK ON BACKGROUND RISK

It has been increasingly recognized in the literature that an agent's behavior towards a marketable risk can be affected by the presence of a second, independent, background risk. Nachman (1982), Kihlstrom et. al. (1981) and Ross (1981) discuss the extent to which the original conclusions of Pratt (1964) have to be modified when a background risk is considered. Recent work by Kimball (1993) shows that if agents are standard risk averse, i.e., they have positive and declining coefficients of risk aversion and prudence, then the derived risk aversion [Nachman (1982)] of the agent will increase with background risk.<sup>6</sup> Further work by Gollier and Pratt (1993), extending results of Pratt and Zeckhauser (1987), shows the effect of the introduction of background risk on weak proper risk aversion, a less stringent condition than standard risk aversion. In this paper, we concentrate on the HARA-class of utility functions, which is a special case of standard risk aversion. This restriction allows us to derive specific results regarding the demand for risky claims by agents in the economy.

In deriving the optimal sharing rules in the presence of non-hedgeable risk, we draw also on the work of Kimball (1990). In particular, we use his concept of the precautionary premium. Further, in the special case of the HARA-class of functions considered in this paper, specific statements can be made about the precautionary premium. This allows us, in turn, to specify the optimal sharing rule and identify the role of hedging with forward contracts and options.<sup>7</sup>

In a recent paper which is similar in spirit to the our work, Weil (1992) considers the effect of background risk on the equilibrium equity premium. He shows that standard risk aversion implies that a calibrator, who is not aware of the existence of "unhedgeable labor income risk" will understate the magnitude of the equity premium. In this paper, we use more specific assumptions (HARA utility) and prove a similar result for option prices. Option prices are *understated* by a similar calibrator.

---

<sup>6</sup>The coefficient of risk aversion is defined as the negative of the ratio of the second to the first derivative of the utility function. The coefficient of prudence is defined as the negative of the ratio of the third to the second derivative of the utility function.

<sup>7</sup>It should be noted that Briys, Crouhy and Schlesinger (1993) and Briys and Schlesinger (1990) have also previously employed the precautionary premium in the context of hedging.

The above work on this effect of background risk has also been applied to the analysis of optimal insurance. Papers by Doherty and Schlesinger (1983a, 1983b) and Eeckhoudt and Kimball (1992) regarding the optimal deductible and the coinsurance rate show that agents expand the coverage of risks in the presence of background risk. Since insurance contracts can be modeled in terms of options, our results for the demand for options can also be interpreted in terms of the demand for insurance. Finally, there is the related, but distinct work of Leland (1980) and Brennan and Solanki (1981) in portfolio insurance.<sup>8</sup> These papers investigate differences across the utility functions of agents such that they buy or sell options on the market portfolio. They show that agents will demand portfolio insurance if their risk tolerance relative to that of the representative agent increases with the return on the market portfolio. Our analysis is linked to this previous work in the sense that background risk provides a rationale for utility functions to exhibit the properties found to be necessary by Leland: Differences in the risk-taking behavior of agents arise, as in Leland, even though the agents have similar utility functions.

### 3 BACKGROUND RISK, THE DEMAND FOR RISKY ASSETS, AND THE PRECAUTIONARY PREMIUM

We assume a two-date economy where the dates are indexed 0 and 1. There are  $I$  agents,  $i = 1, 2, \dots, I$ , in the economy. At time 1,  $X$  is the risky payoff on the market portfolio. We assume a complete market for the *marketable* claims so that each agent can buy state-contingent claims on  $X$ .<sup>9</sup> In particular, as in Leland (1980), the agent chooses a payoff function, i.e. a sharing rule, which we denote as  $g_i(X)$ . This function relates the agent's payoff from holding state-contingent claims on the market portfolio to the aggregate payoff,  $X$ .

In addition to the investment in the marketable state-contingent claims, the agent also faces a non-insurable background risk. This risk has a non-positive mean and is independent of the market portfolio payoff,  $X$ . We denote this background risk as a time 1 measurable random variable,  $\sigma_i \varepsilon_i$ , where  $\varepsilon_i$  is a random variable with non-positive mean and unit variance.  $\sigma_i$  is a constant measuring the size of the background risk. The agent's total income at time 1 is, therefore,

$$y_i = g_i(X) + \sigma_i \varepsilon_i \tag{1}$$

The background risk is unavoidable and cannot be traded. The agent can only take this

---

<sup>8</sup>Gennotte and Leland (1990) and Brennan and Schwartz (1989) investigate a related issue: the effect of portfolio insurance on the stock market during the crash of 1987. However, their emphasis is on market liquidity and the effect of hedging in an equilibrium with option-based strategies.

<sup>9</sup>We are concerned, in this paper, with the effect of non-marketable background risk on agents' portfolio behavior. Standard results from portfolio theory would apply to the choice between various marketable assets, and hence, this simplification does not affect the results here.

risk into account in designing his optimal portfolio. Hence, we investigate the effect of the background risk,  $\sigma_i \varepsilon_i$ , on the optimal sharing rule  $g_i(X)$ . In other words, how does the unavoidable background risk affect the agent's demand for claims on the market portfolio payoff,  $X$ ?

The agent solves the following maximization problem:

$$\begin{aligned} & \max_{g_i(X)} E[\nu_i[g_i(X) + \sigma_i \varepsilon_i]] & (2) \\ \text{s.t.} \quad & E\left[[g_i(X) - g_i^0(X)]\phi(X)/(1+r)\right] = 0 \end{aligned}$$

where  $\nu_i(\cdot)$  is the utility function of the agent  $i$ . In the budget constraint,  $g_i^0(X)$  is the agent  $i$ 's endowment of claims on the market portfolio payoff  $X$ , and  $\phi(X)$  is the market pricing kernel, which is initially given exogenously and  $r$  is the riskless interest rate, also given exogenously.<sup>10</sup> The first order condition for a maximum in (2) is

$$E[\nu'_i(g_i(X) + \sigma_i \varepsilon_i)|X] = \lambda_i \phi(X), \quad \forall X \quad (3)$$

where  $\lambda_i$  is the Lagrangian multiplier of the budget constraint.

In order to analyze the impact of background risk on the agent's optimal demand for claims on the market payoff, it is useful to introduce Kimball's concept of the precautionary premium. Kimball (1990) defines a precautionary premium,  $\psi_i$ , analogous to the Arrow-Pratt risk premium, except that it applies to the *marginal* utility function rather than the utility function itself. For  $y_i \equiv x_i + \sigma_i \varepsilon_i$ , he obtains

$$E[\nu'_i(x_i + \sigma_i \varepsilon_i)|x_i] \equiv \nu'_i(x_i - \psi_i) \quad (4)$$

where  $\psi_i = \psi_i(x_i, \sigma_i)$ . The precautionary premium is a function of the market payoff of the agent and the scale of the background risk. It is the amount of the deduction from  $x$ , which makes the marginal utility equal to the conditional expected marginal utility of the agent in the presence of the background risk.<sup>11</sup>

The usefulness of the precautionary premium in our context can be appreciated by substituting (4) in the first order condition (3). This yields, for  $x_i = g_i(X)$ ,

$$\nu'_i(x_i - \psi_i(x_i, \sigma_i)) = \lambda_i \phi(X), \quad \forall X. \quad (5)$$

We assume that the utility function  $\nu_i(\cdot)$  is of the hyperbolic absolute risk aversion (HARA) form

$$\nu_i(y_i) = \frac{1 - \gamma_i}{\gamma_i} \left[ \frac{A_i + y_i}{1 - \gamma_i} \right]^{\gamma_i} \quad (6)$$

<sup>10</sup>In later sections, we will characterize the pricing kernel within an equilibrium and derive comparative statics results relating to it. In a complete market,  $\phi(X)/(1+r)$  is the price of a claim that pays \$1 in state  $X$ , divided by the probability of occurrence of the state.  $\phi(X)$  is the forward price of the claim, which implies that  $E[\phi(X)] = 1$ .

<sup>11</sup>The precautionary premium can also be related to the Arrow-Pratt risk premium.

where  $\gamma_i$  and  $A_i$  are constants.<sup>12</sup> Further, we restrict our analysis to cases where  $-\infty \leq \gamma < 1$ , i.e. those exhibiting constant or decreasing absolute risk aversion. We choose the HARA-class since it is the only class which implies linear sharing rules for all agents, in the absence of background risk<sup>13</sup>.

From equations (5) and (6) it follows that

$$\nu'_i(x_i - \psi_i(x_i, \sigma_i)) = \left[ \frac{A_i + g_i(X) - \psi_i(x_i, \sigma_i)}{1 - \gamma_i} \right]^{\gamma_i - 1} = \lambda_i \phi(X) \quad (7)$$

Equation (7) reveals that, given the shape of the market pricing function,  $\phi(X)$ , the sharing rule  $g_i(X)$  depends directly on the precautionary premium  $\psi_i(x_i, \sigma_i)$ . We, therefore, begin by analyzing the effect of the  $x_i$  and  $\sigma_i$  on the precautionary premium.

For fairly general utility functions, a number of properties of the precautionary premium,  $\psi_i$ , have been established in the literature. Most of these follow from the analogy between the risk premium,  $\pi_i$ , defined on the utility function, and the precautionary premium,  $\psi_i$ , defined on the marginal utility function. From the analysis of Pratt-Arrow,  $\pi_i$  is positive and decreasing in  $x_i$ , if the coefficient of absolute risk aversion,  $a_i(y_i) = -\nu''_i(y_i)/\nu'_i(y_i)$  is positive and decreasing in  $y_i$ . Similarly,  $\psi_i$  is positive and decreases with  $x_i$ , if the coefficient of the absolute prudence, defined as  $\eta_i(y_i) = -\nu'''_i(y_i)/\nu''_i(y_i)$  is positive and decreases with  $y_i$  (see Kimball, 1990). The correspondence can be taken further. For *small* risks with a zero-mean, the risk premium [precautionary premium] is equal to one-half the product of the coefficient of absolute risk aversion [absolute prudence] and the variance of the payoff on the small risk. For larger risks, higher absolute risk aversion [prudence] implies a higher risk premium [precautionary premium].

Since, for the HARA-class of utility functions, the coefficient of absolute prudence is strictly proportional to the coefficient of absolute risk aversion,  $\gamma_i < 1$  implies also positive decreasing absolute prudence and hence, standard risk aversion as defined in Kimball (1993). We now establish the following results regarding the shape of the  $\psi_i(x_i, \sigma_i)$  function:

**Lemma 1:** *If  $\nu_i(y_i)$  is of the HARA family with  $-\infty < \gamma_i < 1$ ,*

$$\begin{aligned} \psi_i &> 0, \\ \frac{\partial \psi_i}{\partial x_i} &< 0, \\ \frac{\partial^2 \psi_i}{\partial x_i^2} &> 0, \end{aligned}$$

*For  $\gamma_i = -\infty$  (exponential utility),  $\psi_i > 0$  and  $\partial \psi_i / \partial x_i = 0$ .*

<sup>12</sup>Most commonly-used utility functions such as the quadratic, constant absolute risk aversion and constant proportional risk aversion cases can be obtained as special cases of the HARA family, by choosing particular values of  $\gamma_i$  and  $A_i$ . In the case of constant absolute risk aversion,  $\gamma_i = -\infty$  and  $\nu_i(y_i) = -\exp(A_i y_i)$ . With  $\gamma_i = 0$ , we obtain the generalized logarithmic utility function,  $\nu_i(y_i) = \ln(A_i + y_i)$ .

<sup>13</sup>See Cass and Stiglitz (1970) and Rubinstein (1974)

Proof: See appendix A.  $\square$

The significance of Lemma 1 is that it implies that, given a level of background risk, its effect, measured by the precautionary premium, declines and at a decreasing rate in the income from the marketable assets. In other words, the precautionary premium is a positive, decreasing, convex function of the marketable income. The first two statements are implied by positive, decreasing absolute prudence. The exception is the case of the exponential utility function for which the precautionary premium is independent of the marketable income.<sup>14</sup> We are interested also in the effect of the scale of the non-hedgeable background risk, which is indexed by  $\sigma_i$ . Hence, we now establish

Lemma 2: *If  $\nu_i(y_i)$  is of the HARA family with  $\infty < \gamma_i < 1$ ,*

$$\begin{aligned} \frac{\partial \psi_i}{\partial \sigma_i} &> 0, \\ \frac{\partial^2 \psi_i}{\partial \sigma_i \partial x_i} &< 0, \\ \frac{\partial^3 \psi_i}{\partial \sigma_i \partial x_i^2} &> 0, \end{aligned}$$

*For  $\gamma_i = -\infty$  (exponential utility),  $\partial \psi_i / \partial \sigma_i > 0$ , but independent of  $x_i$ .*

Proof: See appendix A.  $\square$

In other words, the increase in the precautionary premium due to an increase in background risk is smaller, the higher the income  $x$ ; moreover, the convexity of the premium increases as the background risk increases. The first statement in Lemma 2 is implied by positive prudence. The significance of Lemma 2 is that it allows us to compare the effect of background risk on the optimal sharing rules of different agents. Other things being equal, an agent with a higher background risk (larger  $\sigma_i$ ) will have a more convex precautionary premium function than one with a lower background risk ( $\sigma_i$  small). Under certain conditions, as we shall see in the next section, this translates into a convex optimal sharing rule in terms of aggregate marketable income.

## 4 OPTIMAL SHARING RULES

We can now derive the optimal portfolio behavior of agents with different levels of background risk. Then, we can obtain the equilibrium prices of state-contingent claims, which can be studied relative to each other and relative to an economy without background risk. We assume a complete market for state-contingent claims on the market portfolio payoff,

---

<sup>14</sup>The statements of Lemma 1 regarding  $\frac{\partial \psi_i}{\partial x_i}$  and  $\frac{\partial^2 \psi_i}{\partial x_i^2}$  hold also for a positive mean for the background risk, since the mean has the same effect as adding a constant to  $x_i$ .

X. However, agents cannot sell their background risk in the market. Individual agents  $i \in [1, 2, \dots, I]$ , choose optimal sharing rules,  $g_i(X)$ , for claims on X. Agents have HARA class utility functions with  $\gamma_i < 1$  and homogeneous expectations regarding the market portfolio payoff. In equilibrium, we require that  $g_i(X)$  sums to X over the individual agents. Agents face different levels of background risks, indexed by  $\sigma_i$ , which affect their demands for shares of the market portfolio payoff.<sup>15</sup>

Solving for  $g_i(X)$  from equation (7), aggregating over all agents in the economy and imposing the equilibrium market clearing condition  $\sum_i g_i(X) = X$ , we have

$$X = \sum_i \left[ \psi_i(g_i(X), \sigma_i) + [\lambda_i \phi(X)]^{\frac{1}{\gamma_i-1}} (1 - \gamma_i) - A_i \right], \quad \forall X \quad (8)$$

In principle, (8) can be solved to endogenously determine the market pricing kernel,  $\phi(X)$ , and then, by substituting back in the individual demand condition, (7), to determine the equilibrium optimal sharing rule,  $g_i(X)$ , for agent  $i$ . However, in general, the resulting expressions for  $\phi(X)$  and  $g_i(X)$  are complex functions of the parameters  $\gamma_i$ ,  $A_i$ , and the variables,  $\lambda_i$ ,  $\psi_i$  for all the agents in the economy.

However, further insight into the portfolio behavior of agents can be gained by assuming that all the agents have the same risk aversion coefficient,  $\gamma$ , but face different levels of background risk,  $\sigma_i$ . This allows us to isolate the effect of the background risk in the portfolio behavior of the agent.<sup>16</sup> If all the agents have the same  $\gamma$ , we can derive a simpler equation for  $g_i(X)$ . In this case, we can derive:

**Theorem 1:** *Assume that agents in the economy have homogeneous expectations and have HARA utility functions with the same  $\gamma$ . Then, assuming that they face different levels of background risk, indexed by  $\sigma_i$ , the optimal sharing rule of agent  $i$  is*

$$g_i(X) = A_i^* + \alpha_i X + \alpha_i [\psi_i^*(g_i(X)) - \psi(X)] \quad (9)$$

where

a)  $A_i^* = \alpha_i A - A_i$  is the agent's risk free income at time 1, where  $A \equiv \sum_i^I A_i$  and

$$\alpha_i = \frac{\lambda_i^{\frac{1}{\gamma-1}}}{\sum_{h=1}^I \lambda_h^{\frac{1}{\gamma-1}}}, \quad \sum_{i=1}^I \alpha_i = 1,$$

b)  $\alpha_i X$  is the agent's linear share of the market portfolio payoff,

c)  $\alpha_i [\psi_i^*(g_i(X)) - \psi(X)]$  is the agent's payoff from contingent claims, where

<sup>15</sup>As a special case of the model, where  $\sigma_i = 0$  for all  $i$ , we have the case explored by Leland (1980).

<sup>16</sup>Leland (1980) focuses on the other case, where there is no background risk, but agents differ in terms of their risk aversion coefficients. He shows that the sharing rule of agent  $i$  is convex if and only if  $\gamma_i$  is less than the  $\gamma$  of the representative agent, assuming HARA preferences.

$$\psi_i^* = \frac{\psi_i(g_i(X), \sigma_i)}{\alpha_i} \text{ and}$$

$$\psi(X) = \sum_{i=1}^I \psi_i(g_i(X)).$$

Proof: Solving (8) for  $\phi(X)$  in the special case where  $\gamma_i = \gamma, \forall i$ , and substituting in (7) yields (9).  $\square$

Theorem 1 does not provide an explicit solution for  $g_i(X)$ , the sharing rule, since  $\psi_i^*(g_i(X))$  and  $\psi(X)$  themselves depend on the sharing rule. However, it permits us to separate the demand of the agent for claims on  $X$  into three elements. The first two provide a linear share of the market portfolio payoff. If there were no background risk for all agents in the economy, the third element would be zero and the individual agent would have a linear sharing rule (as in Rubinstein (1974)). Note that the linear share represented by the first two elements can be achieved by arranging forward contracts on the market portfolio, or, equivalently, by aggregate borrowing/lending and investment in shares in the market portfolio. The non-linear element is provided by the third term in equation (9). This is non-linear because we know that the precautionary premium  $\psi_i$  is a convex function of  $g_i(X)$  (Lemma 1). However, in equilibrium, it is the relative convexity of  $\psi_i^* = \psi_i/\alpha_i$  compared to the aggregate  $\psi$  of all agents in the market that determines the convexity (or concavity) of the sharing rule. Since the third element in the sharing rule is non-linear, it must be achieved by the agent buying or selling option-like contingent claims on the market portfolio. However, whether an individual agent buys or sells such claims depends upon  $\psi_i^* = \psi_i/\alpha_i$  compared to the aggregate  $\psi$ .<sup>17</sup>

In order to evaluate the sharing rule for a particular agent and to ask whether that

---

<sup>17</sup>One might conjecture that under appropriate conditions there exists an agent with a linear sharing rule. This is very doubtful, however. The following example shows a situation in which such an agent cannot exist. Suppose there exist three agents. Agent 1 has no background risk. The other two agents have *small* background risks so that

$$\psi_i(x_i, \sigma_i) = 1/2\eta_i(x_i)\sigma_i^2; \quad i = 2, 3.$$

Now suppose that agent 2 has a linear sharing rule. Then

$$\psi_2(x_2, \sigma_2) = \alpha_2(\psi_2(x_2, \sigma_2) + \psi_3(x_3, \sigma_3))$$

follows from his sharing rule, or

$$\psi_2(x_2, \sigma_2)(1 - \alpha_2) = \psi_3(x_3, \sigma_3).$$

For small risks it follows

$$\eta_2(x_2)\sigma_2^2(1 - \alpha_2) = \eta_3(x_3)\sigma_3^2.$$

In the HARA-case, this yields

$$\frac{\sigma_2^2(1 - \alpha_2)}{A_2 + x_2} = \frac{\sigma_3^2}{A_3 + x_3}$$

so that  $x_3$  is linear in  $x_2$ . Hence linearity of  $x_2 = g_2(X)$  implies linearity of  $x_3 = g_3(X)$ . But then agent 1 must also have a linear sharing rule in equilibrium which contradicts corollary 1.1. Therefore, in this example, a representative agent, i.e. an agent with a linear sharing rule, cannot exist.

agent is, for example, a buyer or seller of options, we need to investigate the convexity of the pricing function  $\phi(X)$ . For that purpose, we investigate the shape of  $\phi(X)^{\frac{1}{\gamma-1}}$ , as a function of  $X$ .<sup>18</sup> Differentiating equation (7) and aggregating over the agents in the market, we find

$$\left[ \frac{\partial \phi(X)^{\frac{1}{\gamma-1}}}{\partial X} \right]^{-1} = (1-\gamma) \sum_i \lambda_i^{\frac{1}{\gamma-1}} \left[ 1 - \frac{\partial \psi_i}{\partial g_i(X)} \right]^{-1} \quad (10)$$

From this equation, it follows that  $\partial \phi(X)/\partial X < 0$ . This result, which is not surprising, confirms our intuition that contingent claims on states where  $X$  is low are relatively expensive. This conclusion is confirmed in the presence of the non-hedgeable risks. From equation (8) and  $\frac{\partial \phi(X)}{\partial X} < 0$ , it follows that  $\frac{dg_i(X)}{dX} > 0$ . Therefore, differentiating (10) with respect to  $X$  and applying  $\partial^2 \psi_i / \partial g_i(X)^2 > 0$  (Lemma 1) we find that  $\phi(X)^{\frac{1}{\gamma-1}}$  is a strictly concave function. Now, from the aggregate equation (8), it follows immediately that  $\psi(X) = \sum_i \psi_i(X)$  is strictly convex.

Background risk changes  $\phi(X)^{1/(\gamma-1)}$  from a linear function of  $X$  to a concave function. Therefore, an agent without background risk reacts to this concavity by selling claims in states where  $X$  is low or  $X$  is high and by buying claims in the other states. This implies a concave sharing rule:

*Corollary 1.1: Suppose that there is an agent who has no background risk in an economy where other agents face background risk. The sharing rule of this agent is strictly concave.*

**Proof:** This follows by placing  $\psi_i^* = 0$  in equation (9). Since  $\psi(X)$  is convex, as has been shown above,  $-\alpha_i \psi(X)$  is concave and the optimal sharing rule for this agent is concave.  $\square$

In order to obtain a concave sharing rule, the agent has to sell call and put options at different strike prices. Strictly speaking, options with infinitely many strike prices would be required to exactly construct the desired sharing rule. The essential point is that although the agent may also take positions in linear claims such as forward contracts, options are also required to produce the desired sharing rule.

This is also true of agents with positive background risk who would have a non-linear demand for claims on the market portfolio. This non-linear element is the difference between two convex functions,  $\psi_i^*(X)$  and  $\psi(X)$ . It is difficult to be precise, therefore, about an agent's sharing rule except to say that it will tend to be convex if his precautionary premium (caused by relatively high  $\sigma_i$ ) is more convex than that of the average agent in the market. Those agents with relatively high  $\sigma_i$  will tend to buy claims with convex payoffs and those with relatively low  $\sigma_i$  will tend to sell those claims. This is parallel to Leland's result that

---

<sup>18</sup>  $\phi(X)^{\frac{1}{\gamma-1}}$  is a linear function of  $X - \psi$ , the aggregate wealth reduced by the aggregate precautionary premium. As  $\psi$  is non-linear in  $X$ ,  $\phi(X)^{\frac{1}{\gamma-1}}$  is not linear in  $X$ , given the background risk.



those agents with relatively low  $\gamma_i$  will tend to buy convex claims. Hence, those agents will have to buy put and/or call options. Therefore, background risk can explain why some agents buy and others sell portfolio insurance.

Next, we can relate our result in Theorem 1 directly to the literature on sharing rules where a two-fund separation is established. Two-fund separation refers to the agent buying a portfolio of riskless securities and a share of a portfolio of risky assets.<sup>19</sup> Theorem 1 indicates that the existence of background risk destroys the two-fund separation property. It is not possible to generalize the result to three-fund separation since the third “fund” varies across agents. To see this note that agents’ holdings in the third “fund” net out to zero and hence have the nature of “side-bets”. These side bets are similar, however, for those agents with “similar”  $\psi_i(g_i(X), \sigma_i)$ . In the following corollary, we define “similar” in a precise manner and obtain a three-fund separation result.

Corollary 1.2: *Consider a class of agents  $\hat{I}$ , defined by the set  $\{i \in \hat{I} : \psi_i(g_i(X), \sigma_i) = q_i \psi_{\hat{I}}(X) \text{ for } q_i > 0\}$  where  $\psi_{\hat{I}}(X)$  is the precautionary premium for the class. A three-fund separation theorem holds in equilibrium for this class of agents.*

Proof: Using Theorem 1 for this case, the optimal sharing rule is

$$g_i(X) = A_i^* + \alpha_i[X - \psi(X)] + q_i \psi_{\hat{I}}(X), i \in \hat{I}. \quad \square$$

The agent buys a risk-free asset, a share  $\alpha_i$  of the market portfolio adjusted for the aggregate precautionary premium, and thirdly, a share  $q_i$  of a fund with a non-linear payoff,  $\psi_{\hat{I}}(X)$ . Note, however, that the condition  $\psi_i(g_i(X), \sigma_i) = q_i \psi_{\hat{I}}(X)$  is rather strong. It holds if  $A_i + g_i(X) = q_i(A_{\hat{I}} + g_{\hat{I}}(X))$  and  $\sigma_i = q_i \sigma_{\hat{I}}$ , which implies strict proportionality between  $q_i$  and  $\alpha_i$ .

It should be noted that all the results of this section are also valid if some agents have background risk with a positive mean. This follows since the size of the background risk is constant and the mean is a constant added to  $x_i$ . Thus, the demand and supply of options due to background risk does not depend on the mean of the background risk. In the following sections we have to assume, however, that the means of background risk are non-positive.

## 5 THE EFFECT OF A CHANGE IN AGGREGATE BACKGROUND RISK ON THE PRICING OF CLAIMS

In this section, we consider the effect of a *general* increase in the background risk of individual agents in the economy. Using certain simplifying assumptions, we show the effect, first

---

<sup>19</sup>See, for example, Cass and Stiglitz (1970) and Rubinstein (1974).

on the pricing kernel and then on the forward price of the market portfolio and the forward price of options on the market portfolio. As we have seen above, aggregation is difficult to obtain over agents with different HARA utility functions. To clarify the argument, we again make the assumption that the risk aversion parameter,  $\gamma$ , is the same for all agents. In this case, equation (8) can be written in the form

$$\psi(X, \sigma) + \lambda(1 - \gamma)[\phi(X)]^{\frac{1}{\gamma-1}} - A = X, \quad \forall X \quad (11)$$

where

$$\begin{aligned} \psi(X, \sigma) &= \sum_i^I \psi_i(g_i(X), \sigma_i) \\ A &= \sum_i^I A_i \\ \lambda &= \sum_i^I (\lambda_i)^{\frac{1}{\gamma-1}} \end{aligned}$$

and  $\sigma$  represents the level of the aggregate background risk.<sup>20</sup> The pricing kernel is, therefore,

$$\phi(X) = \left[ \frac{1}{\lambda} \frac{A + X - \psi(X, \sigma)}{1 - \gamma} \right]^{\gamma-1} \quad (12)$$

We now assume that the results of Lemma 2 with respect to changes in the background risk hold in aggregate, i.e.  $\partial\psi/\partial\sigma > 0$ ,  $\partial^2\psi/\partial\sigma\partial X < 0$ . This mild assumption of the aggregation property is required to exclude possible complex feedback effects of prices on the composition of agents' portfolios. We can now establish the following properties of  $\phi(X)$ , defining  $\phi_1(X)$  and  $\phi_2(X)$  respectively as the pricing kernels with low and high levels of background risk:

**Lemma 3:** *Given that the economy satisfies the aggregation property, the pricing kernel  $\phi(X)$  has the property*

$$\frac{\partial^2 \phi}{\partial X \partial \sigma} < 0$$

**Proof:** The proof is in two steps. First, consider  $\left(\frac{A+X-\psi}{1-\gamma}\right)^{\gamma-1} \equiv f(X, \sigma)$ . Then we have  $\partial^2 f / \partial X \partial \sigma < 0$  as

$$\frac{\partial^2 f}{\partial X \partial \sigma} = f_X^{-2} \left(-\frac{\partial \psi}{\partial \sigma}\right) \left(1 - \frac{\partial \psi}{\partial X}\right) - f_X^{-1} \frac{\partial^2 \psi}{\partial X \partial \sigma}$$

where

$$f_X^{-1} = \frac{\gamma - 1}{A + X - \psi} f, \quad f_X^{-2} = \frac{(\gamma - 1)(\gamma - 2)}{(A + X - \psi)^2} f$$

---

<sup>20</sup>Note that  $\sigma$  is defined implicitly by the aggregate property. It is the background risk that yields the aggregate precautionary premium given the aggregate marginal utility function in (11).

Next, from the above results and  $\phi(X) \equiv f(X, \sigma)/E(f(X, \sigma))$ , it follows that  $\phi_1(X)$  and  $\phi_2(X)$  intersect once and  $\phi_2(X)$  has the steeper slope, i.e.  $\partial^2\phi(X)/\partial\sigma\partial X < 0$ .  $\square$

The effect of  $\sigma$  on the pricing kernel in Lemma 3 is illustrated in Figure 1, where the pricing kernels with low and high levels of background risk are shown by  $\phi_1\phi_1$  and  $\phi_2\phi_2$  respectively. Clearly, since the two curves intersect only once, the implication of the diagram is that contingent claims paying off in low states  $X < X^*$  will be priced more highly in the higher background risk economy. Conversely, claims on high payoff states will decline in price. Before drawing conclusions regarding the prices of particular securities, we first derive some further properties of  $\phi(X)$ .

It is useful now to define the absolute and relative risk aversion for this economy. Since  $\phi(X)$  is proportional to the “marginal utility” of this economy, we define the coefficient of absolute risk aversion of the pricing kernel as

$$z(X) = -\frac{\partial\phi/\partial X}{\phi(X)} \quad (13)$$

and the coefficient of relative risk aversion of the pricing kernel as

$$r(X) = -\frac{X\partial\phi/\partial X}{\phi(X)} \quad (14)$$

Differentiating (12) we find, for the absolute risk aversion in this case,

$$z(X) = -\frac{\partial\phi/\partial X}{\phi(X)} = (1 - \gamma)\frac{1 - \partial\psi/\partial X}{A + X - \psi(X)} \quad (15)$$

with an analogous expression holding for  $r(X)$ . Lemma 4 follows immediately.

**Lemma 4:** *In an economy composed of agents with HARA preferences and a common risk aversion parameter  $\gamma$ , the coefficients of absolute and relative risk aversion of the pricing kernel are increasing in background risk i.e.*

$$\frac{\partial z(X)}{\partial\sigma} > 0, \quad \frac{\partial r(X)}{\partial\sigma} > 0$$

**Proof:** From Lemma 2, and the assumption that changes in background risk have the same impact on the individual and the aggregate precautionary premium, it follows that  $\partial\psi/\partial\sigma > 0$ , and  $\partial^2\psi/\partial X\partial\sigma < 0$ . Hence, the numerator of (15) increases with  $\sigma$ . The denominator decreases, since  $A + X - \psi(X) > 0$ . Hence,  $\partial z(X)/\partial\sigma > 0$  and, by a similar argument,  $\partial r(X)/\partial\sigma > 0$ .  $\square$

Lemma 4 is analogous to the classical risk aversion results along the lines of Pratt (1964) for HARA utility functions. The coefficient of absolute risk aversion of the pricing kernel,  $z(X)$ , is similar to that of the utility function. Hence, there is an analogy between the behavior of the pricing kernel and the utility function.

We are now in a position to analyze the effect of background risk on the value of various contingent claims on the market portfolio payoff. First, consider a forward contract to buy the market portfolio payoff,  $X$ . The forward price is the agreed price which makes the forward contract a zero-value contract. Defining this forward price as  $F(X)$  we have

$$0 = E[(X - F(X))\phi(X)] \quad (16)$$

or simply

$$F(X) = E[X\phi(X)] \quad (17)$$

Options on the market portfolio payoff are defined in an analogous manner. The forward prices of call and put options on the market portfolio payoff at a strike price  $K$  are as follows:

$$C(K) = E[\max(X - K, 0)\phi(X)] \quad (18)$$

and

$$P(K) = E[\max(K - X, 0)\phi(X)] \quad (19)$$

We can derive the following comparative statics properties of these prices for an increase in the background risk.

**Theorem 2:** *Given that the economy satisfies the aggregation property, an increase in background risk has the following effects:*

a) *The forward price of the market portfolio payoff declines, i.e.*

$$\partial F(X)/\partial\sigma < 0$$

b) *The forward price of a call option at strike price  $K$  declines, i.e.*

$$\partial C(K)/\partial\sigma < 0, \forall K.$$

c) *The forward price of a put option at strike price  $K$  increases, i.e.*

$$\partial P(K)/\partial\sigma > 0, \forall K$$

**Proof:** Consider an increase in the background risk represented in Figure 1. It follows immediately from Lemma 4 that  $\partial F(X)/\partial\sigma < 0$ , since, from Lemma 4, risk aversion increases with the background risk.

Now consider the value of call and put options on  $X$ . The values of all claims to the right of the cross-over point,  $X^*$ , decline as background risk increases. Hence, the forward price of a call option at a strike price  $K \geq X^*$  declines with an increase in background risk. For  $K < X^*$ , we can write the forward price of the call option as

$$C(K) = E[\max(X - K, 0)\phi(X)I_{\{K < X < X^*\}}] + E[\max(X - K, 0)\phi(X)I_{\{X \geq X^*\}}] \quad (20)$$

where  $I_{\{\cdot\}}$  is the indicator function.

Consider an option whose payoff is equal to the payoff of the call option reduced, in every state, by an amount  $X^* - K$ , the option payoff at  $X^*$ , the crossover point between the two pricing kernels. The value of this option is given by

$$\begin{aligned} C(K, X^* - K) &= E[\max(X - X^*, -X^* + K)\phi(X)I_{\{K < X < X^*\}}] \\ &\quad E[\max(X - X^*, -X^* + K)\phi(X)I_{\{X \geq X^*\}}] \\ &= C(K) - (X^* - K) \end{aligned} \tag{21}$$

Since a constant amount  $X^* - K$  is subtracted from the price of the call option to obtain the price of the modified contract, we can write

$$\frac{\partial C(K)}{\partial \sigma} = \frac{\partial C(K, X^* - K)}{\partial \sigma} \tag{22}$$

Now consider  $C(K)$  under the two pricing kernels  $\phi_1\phi_1$  and  $\phi_2\phi_2$  in Figure 1. Its payoff function has two areas. The area to the right of the crossover point, which has a positive payoff, declines in price under pricing kernel  $\phi_2\phi_2$  relative to  $\phi_1\phi_1$ , since the former is lower in this region. The other area to the left of the crossover point has a negative payoff and hence, also declines in price under the pricing kernel  $\phi_2\phi_2$  relative to  $\phi_1\phi_1$ , since the former is higher in this region.

Hence, the forward prices of all call options decline with a rise in background risk. A similar argument can be used to show that the prices of all put options increase with a rise in background risk.  $\square$

The effect of an increase in background risk is to reduce the prices of claims in states with relatively high payoff of the market portfolio and increase the prices of claims in states with relatively low payoff of the market portfolio. Furthermore, the “average” price of claims represented by the forward price of the market portfolio also declines.

The same results can also be derived from a weaker assumption than HARA utility. It suffices that an increase in an agent’s background risk makes him/her more averse to marketable risk. If this is true for every agent and a mild aggregation property holds, then the same result can be obtained for more general preferences.

## 6 OPTION MISPRICING IN A BACKGROUND RISK ECONOMY

The effects of an increase in background risk on option prices can be attributed partly to an overall increase in risk aversion, and partly to the fact that the increase in risk aversion depends on the level of the market portfolio. The former is captured by changes in the forward price of  $X$ . To distinguish the two effects, we now consider an economy where the

forward price, and hence also the spot price, is fixed at a given level. This analysis yields insights into the mispricing of options.

In this section, we ask the following question: Suppose that an observer notes the forward price of the market portfolio and the forward prices of options in the economy with background risk. The observer then assumes that the aggregate agent has HARA utility but is unaware of the background risk faced by the agent. What will the observer conclude about the pricing of options in this economy? The question is similar to one posed by Weil (1992). Weil refers to the outside observer as a “calibrator.” He goes on to show that the calibrator, given certain assumptions regarding utility, will “overpredict the magnitude of the risk free rate and the expected equity return.”<sup>21</sup> Similarly, we now show that the calibrator, being ignorant of the background risk faced by agents will mis-estimate the risk aversion coefficient, i.e. the exponent of the utility function. This mis-estimation has important implications for the pricing of options.

Within the background risk economy, the true pricing kernel is denoted by  $\phi(X)$ , whereas the one predicted by the calibrator (who ignores the background risk) is denoted by  $\phi_c(X)$ . Given the background risk, the true pricing kernel and the forward price are given by the following equations

$$\phi(X) = \left[ \frac{1}{\lambda} \frac{A + X - \psi(X)}{1 - \gamma} \right]^{\gamma-1} \quad (23)$$

$$F(X) = E[X\phi(X)] \quad (24)$$

where  $E[\phi] = 1$ ,  $F(X)$  is the observed forward price of  $X$ , and  $\lambda$  is the shadow price of the budget constraint, taking background risk into account. However, by ignoring the background risk, the calibrator mistakenly solves

$$\phi_c(X) = \left[ \frac{1}{\lambda_c} \frac{A + X}{1 - \beta} \right]^{\beta-1} \quad (25)$$

$$F(X) = E[X\phi_c(X)] \quad (26)$$

where  $F(X)$  is again the observed forward price of  $X$  and  $\lambda_c$  is the shadow price of the budget constraint, ignoring the background risk. It follows almost immediately that, since  $\phi(X)$  and  $\phi_c(X)$  are non-negative, the risk aversion coefficient  $1 - \beta > 1 - \gamma$ .<sup>22</sup> To see this, note that if  $\gamma = \beta$ , then by Lemma 4,  $z(X) > z_c(X)$ , where  $z(X)$  and  $z_c(X)$  refer to the coefficients of absolute risk aversion of the true and calibrator’s pricing kernels. This implies that  $\implies F(X|\phi_c) > F(X|\phi)$ . If  $\gamma < \beta$ , the same result obtains, *a fortiori*. Hence,  $\gamma > \beta$ .

We now compare the true pricing kernel,  $\phi(X)$  and the kernel  $\phi_c(X)$  which is inferred by the calibrator. The following Lemma confirms that the shape of the functions is as shown in Figure 2. The curves must intersect twice at  $X^1$  and  $X^2$ .

<sup>21</sup>See Weil (1992) p. 776, Proposition 2.

<sup>22</sup>Weil (1992) proves this formally for the more general case where  $\nu''' > 0$ .

**Lemma 5:** *The true pricing kernel,  $\phi(X)$ , and the one inferred by the calibrator,  $\phi_c(X)$ , both of which yield the same forward price, intersect twice with*

$$\begin{aligned}\phi(X) &> \phi_c(X) && \text{for } X < X^1, \\ \phi(X) &< \phi_c(X) && \text{for } X^1 < X < X^2, \\ \phi(X) &> \phi_c(X) && \text{for } X^2 < X.\end{aligned}\tag{27}$$

**Proof:** a) First, since the forward price of the riskless asset with a face value of 1 is unity,  $E(\phi(X)) = E(\phi_c(X)) = 1$ . In other words, any pricing kernel must yield a unit forward price for the riskless asset with a face value of one. This restriction, together with  $\phi(X) \neq \phi_c(X), \forall X$ , implies that the pricing functionals intersect at least once.

b) Second, note that put-call-parity is violated if there exists only one intersection. Suppose that  $X^1$  is the only intersection point with  $\phi(X) > \phi_c(X)$ , for  $X < X^1$ , and  $\phi(X) < \phi_c(X)$  for  $X > X^1$ . Then, consider the forward price of a call with a strike price  $X^1$ . This asset must be overpriced by  $\phi_c(X)$  compared to its price using  $\phi(X)$ . However, a put with the same strike price,  $X^1$ , must be underpriced by  $\phi_c(X)$  relative to  $\phi(X)$  which contradicts put-call-parity. Hence, just one intersection of  $\phi(X)$  and  $\phi_c(X)$  is not possible.

c) Third, in Appendix B, we show that more than two intersections cannot exist.  $\square$

It follows from Lemma 5 that the two pricing kernels are as shown in Figure 2.<sup>23</sup> Given the shape of the pricing kernels in Figure 2, where the true kernel and the one presumed by the calibrator intersect twice, it is interesting to note<sup>24</sup> that  $\phi > \phi_c$  both below  $X^1$  and above  $X^2$ . It follows that the calibrator, if asked to price either a put option at a strike price of  $X^1$  or a call option at a strike price of  $X^2$ , would underprice *both* options. In other words, the HARA utility function, ignoring background risk, taking the forward price of  $K$  as given, underprices both of the options. However, we can now establish a more general result. If a call option at a strike price  $X^2$  is underpriced by  $\phi_c$  and a put option at a strike price  $X^1$  is underpriced by  $\phi_c$ , then *all* put and call options are underpriced by the observed  $\phi_c$  compared to the true  $\phi$ . Formally, we have the following theorem:

**Theorem 3:** *Consider an economy where all agents have HARA utility functions and face background risk. The equilibrium pricing kernel in this economy is  $\phi(X)$ . Assume that a calibrator observes prices in this economy, but does not know that the agents face background risk. The calibrator mis-estimates the pricing kernel as  $\phi_c(X)$ . If  $\phi_c(X)$  is used to price options instead of the true pricing kernel,  $\phi(X)$ , then all put and call options will be underpriced by  $\phi_c(X)$ .*

<sup>23</sup>The proof of Lemma 5 uses certain properties of the HARA function. Therefore, it is doubtful whether a similar result could be obtained under weaker assumptions.

<sup>24</sup>This is analogous to the result that an agent with no background risk sells claims below  $X^1$  and above  $X^2$  and buys in between.

Proof: To establish Theorem 3, consider, for example, the call option with a strike price  $K$  shown in Figure 3 and the linear payoff function defined by the line  $L(X)$ :

$$L(X) = a + bX \quad (28)$$

where  $a$  and  $b$  are chosen so that  $L(X)$  equals the option payoff at both cross-over points  $X^1$  and  $X^2$  i.e.  $L(X^1) = C_{X^1}$  and  $L(X^2) = C_{X^2}$ .  $C_X$  denotes the payoff of a call with a strike price  $K$ .  $L(X)$  is a portfolio of the risk-free payoff and the payoff on a forward contract. Thus,  $L(X)$  is priced the same by both pricing kernels. Therefore, it suffices to show that the differential payoff from the call and  $L(X)$  is underpriced by  $\phi_c$ . The true forward price of the option, using  $\phi(X)$ , is

$$\begin{aligned} C(K, \phi) &= E[L(X)\phi(X)] + E_1[(C_X - L(X))\phi(X)] \\ &+ E_2[(C_X - L(X))\phi(X)] + E_3[(C_X - L(X))\phi(X)] \end{aligned} \quad (29)$$

where  $E_1(\cdot)$  denotes the expectations operator over the interval  $X < X^1$ ,  $E_2(\cdot)$  over the interval  $X^1 < X < X^2$ , and  $E_3(\cdot)$  over the interval  $X > X^2$ . Equation (29) states that the value of the option is the value of the linear payoff  $L(X)$  plus the value of the difference between the option payoff and  $L(X)$  in each of the three segments. Now, the value that the calibrator puts on the same option is

$$\begin{aligned} C(K, \phi_c) &= E[L(X)\phi_c(X)] + E_1[(C_X - L(X))\phi_c(X)] \\ &+ E_2[(C_X - L(X))\phi_c(X)] + E_3[(C_X - L(X))\phi_c(X)] \end{aligned} \quad (30)$$

Comparing (30) with (29), the first term is the same in both equations, i.e.

$$E[(a + bX)\phi(X)] = E[(a + bX)\phi_c(X)]$$

since

$$E[X\phi(X)] = E[X\phi_c(X)]$$

Referring to Figure 3, since  $\phi(X) > \phi_c(X)$  and  $C_X > L(X)$  for the first segment,  $X < X^1$ ,

$$E_1[(C_X - L(X))\phi(X)] > E_1[(C_X - L(X))\phi_c(X)]$$

Next, since  $\phi(X) < \phi_c(X)$  and  $C_X < L(X)$  for the second segment,  $X^1 < X < X^2$ ,

$$E_2[(C_X - L(X))\phi(X)] > E_2[(C_X - L(X))\phi_c(X)]$$

Finally, in the third segment, since  $\phi(X) > \phi_c(X)$  and  $C_X > L(X)$  for  $X > X^2$ ,

$$E_3[(C_X - L(X))\phi(X)] > E_3[(C_X - L(X))\phi_c(X)]$$

It follows, therefore that  $C(K, \phi) > C(K, \phi_c)$ . Also, all puts must be underpriced by  $\phi_c(X)$  using the same argument or by using put-call parity, since the forward price of the asset is the same.  $\square$



The important result is that *all* options are underpriced by the calibrator. Option practitioners usually translate the mispricing of options into the implied volatility using a standard model, such as the Black-Scholes model. Thus, the existence of background risk could explain the observation that the volatility of equity index options implied by a pricing model which ignores background risk usually exceeds the historical value.<sup>25</sup> It could also explain why the pricing kernel implied by the Black-Scholes model and related option pricing models underprice options (as in Longstaff (1993)).

Since the pricing kernel used by the calibrator decreases less rapidly than the true pricing kernel in the presence of background risk, the relative distortion caused by using the pricing kernel of the calibrator is greater for the extremely low and extremely high states (as indicated in Figure 2). Thus, the more out-of-the-money is the call option (the more in-the-money the put option), the greater is the relative mispricing caused by using the calibrator's model. This is because the presence of background risk distorts the pricing kernel more for extreme states than for the "middle" states. Since the price of the forward contract is taken as given, linear payoffs are priced correctly. In contrast, convex claims such as call and put options have higher payoffs in extreme states, which are mispriced. Consequently, the implied volatility of all options measured by the calibrator's model tends to increase as the call option becomes more out-of-the-money (the put option becomes more in-the-money).<sup>26</sup>

## 7 CONCLUDING COMMENTS

The presence of unhedgeable background risk causes agents to modify their demand for tradeable claims. In particular, the optimal sharing rules for agents with similar risk attitudes, but with different levels of background risk, are no longer linear, and reflect convex or concave characteristics. By assuming that agents have utility functions of the HARA class, we derive a generalized version of the well-known two-fund separation theorem, where all agents buy a combination of the riskless asset, the market portfolio and a convex/concave claim. Further, we are able to show that the convexity/concavity of the agent's sharing rule depends upon the relative exposure to background risk. Agents without background risk have a concave sharing rule, while agents with high background risk have a convex sharing rule. In other words, agents without background risk sell options to those with background risk. Therefore, differences in background risk can explain the existence of both forward contracts (combinations of the riskless asset and the market portfolio) and option-like contracts between market participants.

Apart from its impact on the portfolio decisions of agents, background risk also has an

---

<sup>25</sup>For example, see Canina and Figlewski (1991) and Christensen and Prabhala (1994).

<sup>26</sup>This is consistent with a "smirk" rather than the "smile" in the relationship between implied volatility and the strike price.

impact on the pricing of claims in the market. An increase in background risk causes the prices of claims on states with high market payoffs to fall relative to those of claims on states with low market payoffs. This translates into a greater slope of the pricing kernel and thus, higher risk aversion of the market. The greater slope leads to an increase in the price of put options and a fall in the price of call options.

Background risk could also explain the observed mispricing of options. An outside observer or “calibrator” of an economy with background risk, who is ignorant of the background risk, will under-price all options, both puts and calls. Consider, for example, the Brennan-Rubinstein version of the Black-Scholes model. If we assume, as in Brennan (1979) and Rubinstein (1976), that agents have constant proportional risk aversion and that the market portfolio payoff is lognormally distributed, the Black and Scholes model holds in a no-background risk economy. In an economy with background risk, option prices will be higher than those predicted by the Black-Scholes model. Thus, if the pricing model is inverted to obtain the volatility implied by observed option prices, this quantity will exceed the true volatility.

**Appendix A**  
Properties of the Precautionary Premium for the HARA Class of  
Preferences with  $\gamma < 1$

For the HARA class of preferences, with  $\gamma < 1$ ,

$$\nu(y) = \frac{1-\gamma}{\gamma} \left[ \frac{A+y}{1-\gamma} \right]^\gamma \quad (31)$$

It follows that

$$\nu'(y) = \left[ \frac{A+y}{1-\gamma} \right]^{\gamma-1} > 0 \quad (32)$$

$$\nu''(y) = - \left[ \frac{A+y}{1-\gamma} \right]^{\gamma-2} < 0 \quad (33)$$

$$\nu'''(y) = \frac{\gamma-2}{\gamma-1} \left[ \frac{A+y}{1-\gamma} \right]^{\gamma-3} > 0 \quad (34)$$

$$a(y) = \left[ \frac{A+y}{1-\gamma} \right]^{-1} > 0 \quad (35)$$

$$\eta(y) = \frac{\gamma-2}{\gamma-1} \left[ \frac{A+y}{1-\gamma} \right]^{-1} > 0 \quad (36)$$

We can now prove the various statements of Lemmas 1 and 2.

1) Proof that  $\psi > 0$ .

For the HARA utility function, the marginal utility function  $\nu'$  is a strictly convex function since  $\nu''' > 0$ . As a result, we have from Jensen's inequality

$$\begin{aligned} \nu'[x - \psi(x, \sigma)] &\equiv E[\nu'(x + \sigma\varepsilon)|x] \\ &> \nu'[E(x + \sigma\varepsilon)|x] = \nu'(x + \sigma E(\varepsilon)) \end{aligned} \quad (37)$$

since the risk  $\varepsilon$  has a non-positive mean. Hence,

$$\psi > -\sigma E(\varepsilon) \quad (38)$$

because  $\nu'$  is a strictly decreasing function of  $x$ .  $\square$

2) Proof that  $\partial\psi/\partial x < [=] 0$ .

We have for a HARA utility function

$$\eta(x) \equiv -\frac{\nu'''}{\nu''} = \frac{\gamma-2}{\gamma-1} a(x) \quad (39)$$

where  $a(x)$  is the Arrow-Pratt measure of risk aversion. Hence,

$$\text{sign } \eta(x) = \text{sign } a(x), \quad \text{sign } \frac{d\eta(x)}{dx} = \text{sign } \frac{da(x)}{dx} \quad (40)$$

It follows from arguments of Pratt (1964) about  $a(x)$  that

$$\frac{\partial\psi}{\partial x} < [=] 0 \quad (41)$$

where the inequality holds for decreasing absolute risk aversion and the equality holds for exponential utility ( $\gamma = -\infty$ ) for which  $a(x)$  is constant.  $\square$

3) Proof that  $\partial\psi/\partial\sigma > 0$ .

By analogy with the arguments of Pratt (1964) and Rothschild and Stiglitz (1970), since

$$\nu' > 0, \nu'' < 0 \implies \partial\pi/\partial\sigma > 0$$

we can write that

$$\nu'' < 0, \nu''' > 0 \implies \partial\psi/\partial\sigma > 0 \quad \square$$

4) Proof that  $\partial^2\psi(x, \sigma)/\partial x\partial\sigma < 0$ .

For simplicity of notation, we drop the condition “ $|x$ ” in the following equations. Differentiate the definitional equation

$$\nu'[x - \psi(x, \sigma)] \equiv E[\nu'(x + \sigma\varepsilon)] \quad (42)$$

with respect to  $\sigma$  and obtain

$$\frac{\partial\psi(x, \sigma)}{\partial\sigma} = \frac{E[\nu''(x + \sigma\varepsilon)\varepsilon]}{-\nu''[x - \psi(x, \sigma)]} \quad (43)$$

$$= \frac{E[\nu''(x + \sigma\varepsilon)\varepsilon]}{E[-\nu''(x + \sigma\varepsilon)]} \cdot \frac{E[-\nu''(x + \sigma\varepsilon)]}{-\nu''[x - \psi(x, \sigma)]} \quad (44)$$

The second term on the right hand side of equation (44) is positive, given the assumption of risk aversion. Since the left hand side is positive, both fractions on the right hand side of (44) are positive. We now show that both fractions decline in  $x$ .

Differentiate the first fraction with respect to  $x$ . The differential is negative if and only if

$$E[\nu''(x + \sigma\varepsilon)]E[\nu'''(x + \sigma\varepsilon)\varepsilon] > E[\nu''(x + \sigma\varepsilon)\varepsilon]E[\nu'''(x + \sigma\varepsilon)] \quad (45)$$

which is the same as

$$\frac{E[\nu'''(x + \sigma\varepsilon)\varepsilon]}{E[\nu'''(x + \sigma\varepsilon)]} < \frac{E[-\nu''(x + \sigma\varepsilon)\varepsilon]}{E[-\nu''(x + \sigma\varepsilon)]} \quad (46)$$

since  $E[\nu''(x + \sigma\varepsilon)] < 0$  and  $E[\nu'''(x + \sigma\varepsilon)] > 0$ .

Consider an agent facing the choice between a riskless and a risky asset, where the excess return on the risky asset is equal to  $\tilde{\mu} + \varepsilon$ , and  $\tilde{\mu} + E(\varepsilon)$  is the expected excess return of the risky asset over the riskless rate. Let  $\sigma$  denote the optimal dollar investment in the risky asset, given another utility function with marginal utility being equal to  $-\nu''(\cdot)$ . Then, the optimality condition is that the right hand side of inequality (46) equals  $-\tilde{\mu}$ , with  $x$  being the riskfree income plus  $\sigma\tilde{\mu}$ . For a utility function with higher absolute risk aversion the same fraction would be smaller than  $-\tilde{\mu}$ , since the optimal investment in the risky asset would be smaller. As for the HARA class with  $\gamma < 1$ ,  $-\nu''''(\cdot)/\nu'''(\cdot) > -\nu'''(\cdot)/\nu''(\cdot) > 0$ , inequality (46) holds. This proves that the first fraction on the right hand side of (44) declines in  $x$ .

In order to show the same for the second fraction, define

$$\nu''[x - \varphi(x, \sigma)] \equiv E[\nu''(x + \sigma\varepsilon)] \quad (47)$$

where  $\varphi$  is the premium defined by the second derivative of the utility function. [ $\pi$  is the premium defined by the utility function (risk premium) and  $\psi$  is the premium defined by the first derivative (precautionary premium)]. Then, the second fraction in (44) can be rewritten as

$$\frac{E[-\nu''(x + \sigma\varepsilon)]}{-\nu''[x - \psi(x, \sigma)]} = \frac{\nu''[x - \varphi(x, \sigma)]}{\nu''[x - \psi(x, \sigma)]} \quad (48)$$

For the HARA class of preferences, the right hand side of (48) can be written as

$$\frac{\nu''[x - \varphi(x, \sigma)]}{\nu''[x - \psi(x, \sigma)]} = \left( \frac{A + x - \varphi(x, \sigma)}{A + x - \psi(x, \sigma)} \right)^{\gamma-2} \quad (49)$$

Differentiate the right hand side of (49) with respect to  $x$ . The differential is negative (since  $\gamma < 1$ ), if

$$(A + x - \varphi)^{-1} \left( 1 - \frac{\partial\varphi}{\partial x} \right) > (A + x - \psi)^{-1} \left( 1 - \frac{\partial\psi}{\partial x} \right) \quad (50)$$

We substitute for  $\frac{\partial\varphi}{\partial x}$  and  $\frac{\partial\psi}{\partial x}$  by differentiating (42) and (47) to obtain

$$\left[ 1 - \frac{\partial\psi(x, \sigma)}{\partial x} \right] = \frac{E[\nu''(x + \sigma\varepsilon)]}{\nu''[x - \psi(x, \sigma)]} \quad (51)$$

$$\left[ 1 - \frac{\partial\varphi(x, \sigma)}{\partial x} \right] = \frac{E[\nu'''(x + \sigma\varepsilon)]}{\nu'''[x - \varphi(x, \sigma)]} \quad (52)$$

We substitute (51) and (52) in (50) to yield

$$\frac{E \left[ (A + x + \sigma\varepsilon)^{\gamma-3} \right]}{[A + x - \varphi]^{\gamma-2}} > \frac{E \left[ (A + x + \sigma\varepsilon)^{\gamma-2} \right]}{[A + x - \psi]^{\gamma-1}} \quad (53)$$

Substitute for the denominators in the two sides of the inequality from (42) and (47) and obtain

$$E \left[ (A + x + \sigma\varepsilon)^{\gamma-3} \right] E \left[ (A + x + \sigma\varepsilon)^{\gamma-1} \right] > \left[ E \left\{ (A + x + \sigma\varepsilon)^{\gamma-2} \right\} \right]^2 \quad (54)$$

Since

$$(A + x + \sigma\varepsilon)^{\gamma-3} (A + x + \sigma\varepsilon)^{\gamma-1} = \left[ (A + x + \sigma\varepsilon)^{\gamma-2} \right]^2 \quad (55)$$

it follows from Cauchy's inequality that (54) holds. Hence  $\partial^2\psi/\partial x\partial\sigma < 0$ .  $\square$

5) Proof that  $\partial^2\psi/\partial x^2 > 0$ .

From equation (51), it follows that

$$\frac{\partial^2\psi(x, \sigma)}{\partial x^2} > 0 \quad (56)$$

if and only if the right-hand side in equation (51) decreases as  $x$  increases. We have already shown this to be true in equations (48) through (55).  $\square$

6) Proof that  $\partial^3\psi/\partial\sigma\partial x^2 > 0$ .

First, note that convexity of  $\psi$  approaches 0 as  $\sigma \rightarrow 0$ . Since  $\psi$  is convex for any positive value of  $\sigma$ , it follows that convexity increases with  $\sigma$  for small changes from  $\sigma = 0$ . We now use a monotonicity result to show that convexity increases with  $\sigma$  for any value of  $\sigma$ . We rewrite equation (42) for the HARA class and multiply throughout by  $(1/\sigma)^{\gamma-1}$  to obtain

$$\left[ \frac{[A + x]}{\sigma} - \frac{\psi(x, \sigma)}{\sigma} \right]^{\gamma-1} = E \left[ \left( \frac{[A + x]}{\sigma} + \varepsilon \right)^{\gamma-1} \right] \quad (57)$$

Multiply and divide equation (57) throughout by  $q$ , where  $q > 0$ , to yield

$$\left[ \frac{q[A + x]}{q\sigma} - \frac{q\psi(x, \sigma)}{q\sigma} \right]^{\gamma-1} = E \left[ \left( \frac{q[A + x]}{q\sigma} + \varepsilon \right)^{\gamma-1} \right] \quad (58)$$

Define  $x_1$  such that

$$q[A + x_0] \equiv A + x_1.$$

Then, using subscript 0 for  $x$  in equation (58) yields

$$\left[ \frac{[A + x_1]}{q\sigma} - \frac{q\psi(x_0, \sigma)}{q\sigma} \right]^{\gamma-1} = E \left[ \left( \frac{q[A + x_0]}{q\sigma} + \varepsilon \right)^{\gamma-1} \right] \quad (59)$$

In words, if  $\sigma$  changes from  $\sigma$  to  $q\sigma$  and  $x$  changes from  $x_0$  to  $x_1$ , then the new precautionary premium  $\psi(x_1, q\sigma) = q\psi(x_0, \sigma)$ . In order to show that the convexity of  $\psi$  grows with  $\sigma$ , suppose that  $\sigma$  is raised from a level arbitrarily close to 0. Then, the convexity of  $\psi(x_0, \sigma)$  increases. Hence, the convexity of  $\psi(x_1, q\sigma)$  increases by the factor  $q$ . As  $q$  can be arbitrarily large, the convexity of  $\psi(x_1, q\sigma)$  increases monotonically with  $q\sigma$ .  $\square$

## Appendix B

### Proof that more than two intersections of $\phi(X)$ and $\phi_c(X)$ is not possible

Given  $\phi(X)$  and  $\phi_c(X)$ , define the risk aversions of the two pricing kernels as

$$z(X) = -\frac{\partial\phi/\partial X}{\phi(X)} \quad (60)$$

$$z_c(X) = -\frac{\partial\phi_c/\partial X}{\phi_c(X)} \quad (61)$$

First, we show that

$$\frac{d}{dX} \left[ \frac{z(X)}{z_c(X)} \right] < 0$$

To establish this, note that

$$\frac{d}{dX} [z(X)/z_c(X)] < 0 \quad \text{iff} \quad \frac{d}{dX} [\ln z(X) - \ln z_c(X)] < 0$$

$$\begin{aligned} & \frac{d}{dX} [\ln z(X) - \ln z_c(X)] \\ &= \frac{d}{dX} [\ln(1 - \psi'(X)) - \ln(A + X - \psi(X)) + \ln(A + X)] \\ &= -\frac{\psi''(X)}{1 - \psi'(X)} - \frac{1 - \psi'(X)}{A + X - \psi(X)} + \frac{1}{A + X} \\ &= -\frac{\psi''(X)}{1 - \psi'(X)} - \frac{z(X, \sigma)}{1 - \gamma} + \frac{z_c(X, 0)}{1 - \gamma} \\ &< 0 \end{aligned} \quad (62)$$

By assumption,  $\psi''(X) > 0$ , and hence the first term is negative; by Lemma 4,  $z(X)$  increases with  $\sigma$ , so that the last two terms together are negative. Hence, the whole expression is negative so that  $d[z(X)/z_c(X)]/dX < 0$ .

Now suppose that there exist at least three points of intersections  $X^1, X^2$ , and  $X^3$ . Suppose that at  $X^1$ ,  $\phi(X)$  intersects  $\phi_c(X)$  from above, i.e.,  $\frac{\partial\phi(X)}{\partial X} < \frac{\partial\phi_c(X)}{\partial X}$ . Since  $\phi(X^1) = \phi_c(X^1)$ , it follows that

$$z(X^1) > z_c(X^1).$$

At  $X^2$ ,  $\phi(X)$  intersects  $\phi_c(X)$  from below so that it follows  $z(X^2) < z_c(X^2)$ . At  $X^3$ , we must have  $z(X^3) > z_c(X^3)$  since  $\phi(X)$  must intersect  $\phi_c(X)$  from above. This contradicts  $\frac{d}{dX} \left[ \frac{z(X)}{z_c(X)} \right] < 0$ . With two intersections, this also implies that at  $X^1$ ,  $\phi(X)$  must intersect  $\phi_c(X)$  from above and at  $X^2$ ,  $\phi(X)$  intersects  $\phi_c(X)$  from below.  $\square$

## REFERENCES

- Beckers, S. (1980), "The Constant Elasticity of Variance Model and Its Implications for Option Pricing," Journal of Finance, 35, 661-673.
- Black, F. and M. Scholes (1973), "The Pricing of Options and Corporate Liabilities," Journal of Political Economy, 81, 637-659.
- Brennan, M.J. (1979), "The Pricing of Contingent Claims in Discrete Time Models," Journal of Finance, 34, 53-68.
- Brennan, M.J. and E. Schwartz (1989), "Portfolio Insurance and Financial Market Equilibrium," Journal of Business, 62, 455-476.
- Brennan, M.J. and R. Solanki (1981), "Optimal Portfolio Insurance," Journal of Financial and Quantitative Analysis, 16, 279-300.
- Briys, E. and H. Schlesinger (1990), "Risk Aversion and the Propensities for Self-Insurance and Self-Protection," Southern Economic Journal, 57, 458-467.
- Briys, E., M. Crouhy, and H. Schlesinger (1993), "Optimal Hedging in a Futures Market With Background Noise and Basis Risk," European Economic Review, 37, 949-960.
- Canina, L. and S. Figlewski (1993), "The Informational Content of Implied Volatility," Review of Financial Studies, 6, 659-682.
- Cass, D and J. Stiglitz (1970), "The Structure of Investor Preference and Asset Returns, and Separability in Portfolio Allocation: A Contribution to the Pure Theory of Mutual Funds," Journal of Economic Theory, 2, 122-160.
- Christensen, B. and N. Prabhala (1994), "On the Dynamics and Information Content of Implied Volatility: A Bivariate Time Series Perspective," Working Paper, New York University Salomon Center.
- Cox, J. and S. Ross (1976), "The Valuation of Options for Alternative Stochastic Processes," Journal of Financial Economics, 3, 145-166.
- Doherty, N. and H. Schlesinger (1983 a), "Optimal Insurance In Incomplete Markets," Journal of Political Economy, 91, 1045-1054.
- Doherty, N. and Schlesinger, H. (1983 b), "The Optimal Deductible For An Insurance Policy When Initial Wealth Is Random," Journal of Business, 56, 555-565.
- Deaton, A. and Muellbauer, J. (1981), "Economics and Consumer Behavior," Cambridge University Press, Cambridge (UK).



- Eeckhoudt, L. and Kimball, M. (1992), "Background Risk, Prudence, and the Demand for Insurance," in: Contributions to Insurance Economics, ed. by G. Dionne, Kluwer Academic Publishers, Dordrecht, 239-254.
- Emanuel, D. and J. MacBeth (1982), "Further Results on Constant Elasticity of Variance Call Option Models," Journal of Financial and Quantitative Analysis, 16, 533-554.
- Gennotte, G. and H. Leland (1990), "Market Liquidity, Hedging, and Crashes," American Economic Review, 80, 999-1021.
- Heynen, R. (1993), "An Empirical Investigation of Observed Smile Patterns," Working Paper, Tinbergen Institute, Erasmus University.
- Kihlström R.E., Romer, D. and Williams, S. (1981), "Risk Aversion with Random Initial Wealth," Econometrica, 49, 911-920.
- Kimball, M.S. (1990), "Precautionary Saving in the Small and in the Large," Econometrica, 58, 53-73.
- Kimball, M.S. (1993), "Standard Risk Aversion," Econometrica, 61, 589-64.
- Leland, H.E. (1980), "Who Should Buy Portfolio Insurance ?," Journal of Finance, 35, 581-594.
- Longstaff, F. (1993), "Martingale Restriction Tests of Option Pricing Models", Working Paper, The Ohio State University.
- Nachman, D.C. (1982), "Preservation of 'More Risk Averse' under Expectations," Journal of Economic Theory, 28, 361-368.
- Pratt, J.W. (1964), "Risk Aversion in the Small and in the Large," Econometrica, 32, 122-136.
- Pratt, J.W. and Zeckhauser, R.J. (1987), "Proper Risk Aversion," Econometrica, 55, 143-154.
- Ross, S. (1981), "Some stronger measures of risk aversion in the small and large with applications," Econometrica, 49, 621-638.
- Rothschild, M. and Stiglitz, J.E. (1970), "Increasing Risk I: A Definition," Journal of Economic Theory, 2, 225-243.
- Rubinstein, M. (1974), "An Aggregation Theorem for Securities Markets," Journal of Financial Economics, 1, 225-244.

Rubinstein, M. (1976), "The Valuation of Uncertain Income Streams and the Pricing of Options," Bell Journal of Economics, 7, 407-425.

Rubinstein, M (1985), "Non-Parametric Tests of Alternative Option Pricing Models Using All Reported Trades and Quotes on the 30 Most Active CBOE Option Classes From August 23, 1976 Through August 31, 1978," Journal of Finance, 40, 455-480.

Sheikh, A. (1991), "Transactions Data Tests of S&P 100 Call Option Pricing," Journal of Financial and Quantitative Analysis, 25, 459-475.

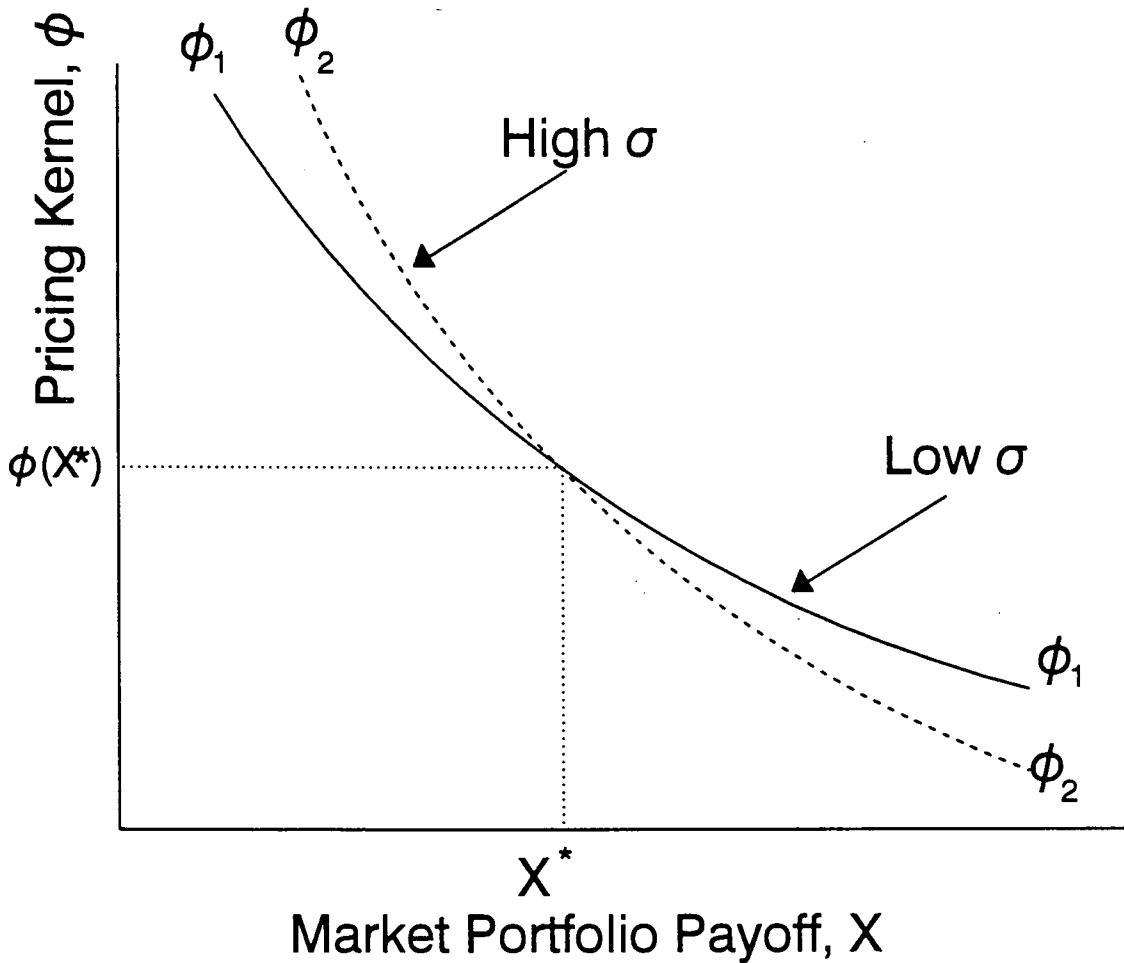
Schlesinger, H. (1981), "The Optimal Level of Deductibility in Insurance Contracts," Journal of Risk and Insurance, 48, 465-481.

Weil, P. (1992), "Equilibrium Asset Prices with Undiversifiable Labor Income Risk," Journal of Economic Dynamics and Control, 16, 769-790.

Figure 1

The Effect of an Increase in the Background

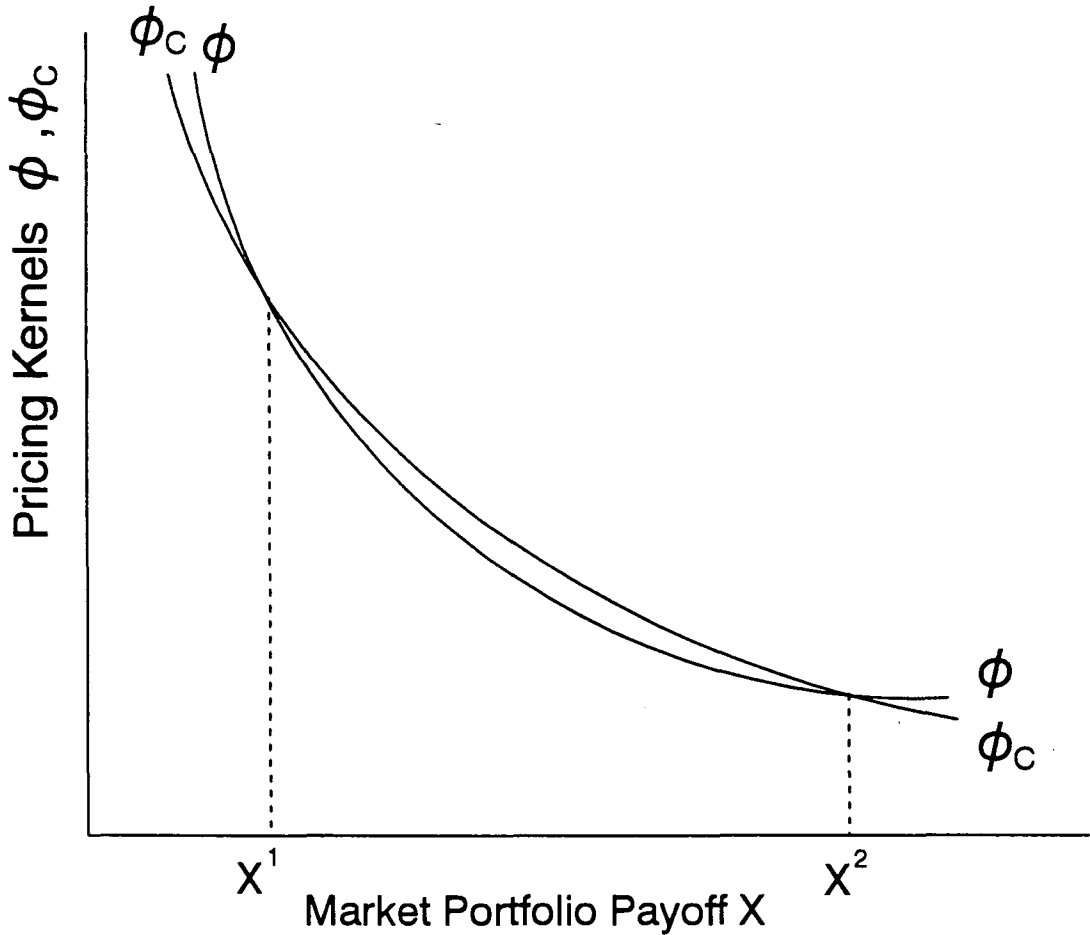
Risk on the Pricing Kernel



Relationship between the pricing kernel,  $\phi(X)$ , and the level of the aggregate market payoff,  $X$ . The solid line ( $\phi_1$ ) represents the relationship between the pricing kernel and aggregate market payoff for low levels of background risk. The dotted line ( $\phi_2$ ) represents the same relationship for high levels of background risk.

Figure 2

The True and "Calibrated" Pricing Kernels

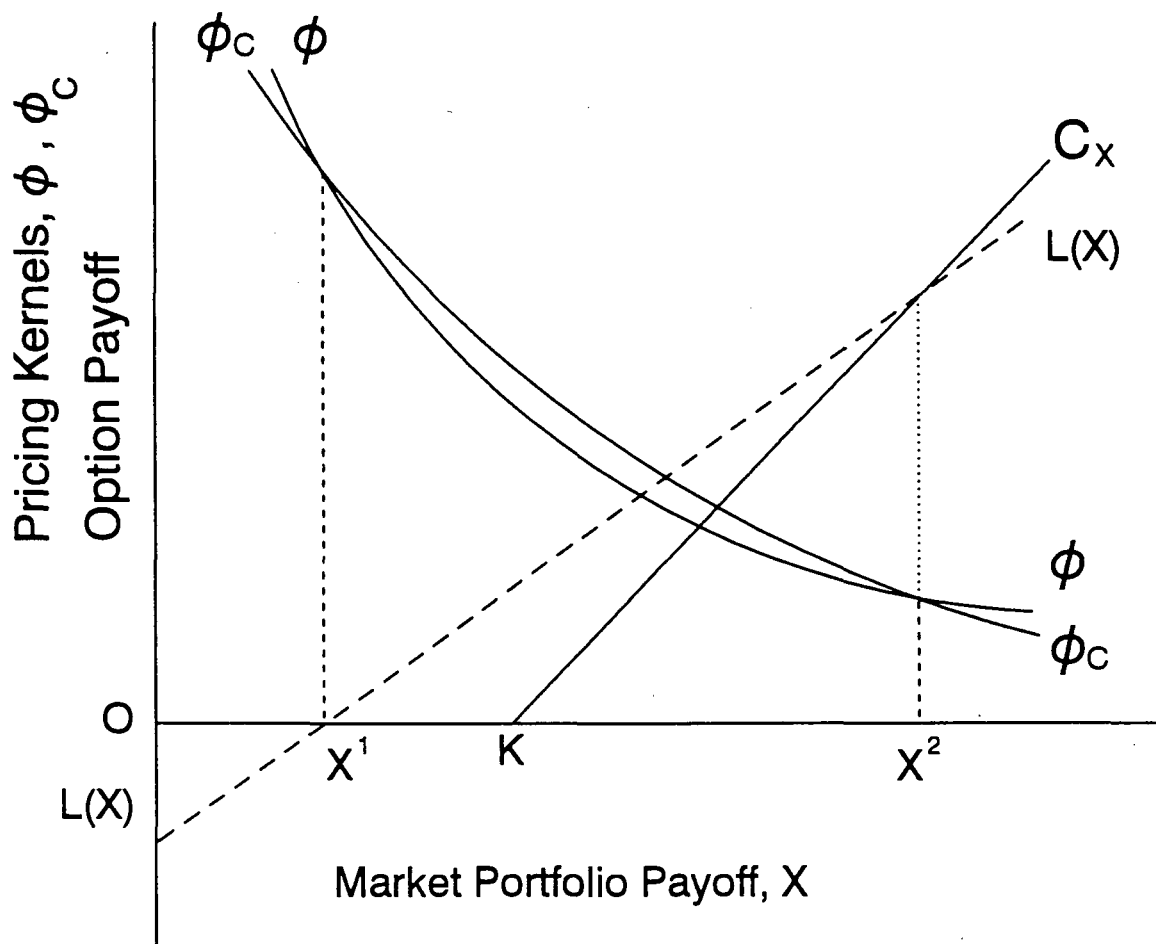


Relationship between the pricing kernel,  $\phi(X)$ , and the level of aggregate market payoff,  $X$ .  $\phi$  is the true pricing kernel with background risk and  $\phi_c$  is the pricing kernel "inferred" by the calibrator. As is evident from the figure,

for  $X < X^1$ ,  $\phi(X) > \phi_c(X)$   
 $X > X^2$ ,  $\phi(X) > \phi_c(X)$  and  
 $X^1 < X < X^2$ ,  $\phi(X) < \phi_c(X)$ ; where  
 $X^1$  and  $X^2$  are defined such that  
at  $X = X^1, X^2$ ,  $\phi(X) = \phi_c(X)$ .

Figure 3

The Value of a Call Option Under  
The True and "Calibrated" Pricing Kernels



Relationship between the pricing kernel,  $\phi(X)$ , and the level of aggregate market payoff,  $X$ .  $\phi$  is the true pricing kernel with background risk and  $\phi_C$  is the pricing kernel observed by the calibrator.

The payoff on a call option at a strike price  $K$  is given by the line segments  $OKC_X$ .

$L(X) = a + bX$  is a linear payoff such that  $L(X^1) = C_X$  and  $L(X^2) = C_X$ .