

Markusen, James R.

Working Paper

Costly pollution abatement, competitiveness, and plant location decisions

Diskussionsbeiträge - Serie II, No. 260

Provided in Cooperation with:

Department of Economics, University of Konstanz

Suggested Citation: Markusen, James R. (1995) : Costly pollution abatement, competitiveness, and plant location decisions, Diskussionsbeiträge - Serie II, No. 260, Universität Konstanz, Sonderforschungsbereich 178 - Internationalisierung der Wirtschaft, Konstanz

This Version is available at:

<https://hdl.handle.net/10419/101512>

Standard-Nutzungsbedingungen:

Die Dokumente auf EconStor dürfen zu eigenen wissenschaftlichen Zwecken und zum Privatgebrauch gespeichert und kopiert werden.

Sie dürfen die Dokumente nicht für öffentliche oder kommerzielle Zwecke vervielfältigen, öffentlich ausstellen, öffentlich zugänglich machen, vertreiben oder anderweitig nutzen.

Sofern die Verfasser die Dokumente unter Open-Content-Lizenzen (insbesondere CC-Lizenzen) zur Verfügung gestellt haben sollten, gelten abweichend von diesen Nutzungsbedingungen die in der dort genannten Lizenz gewährten Nutzungsrechte.

Terms of use:

Documents in EconStor may be saved and copied for your personal and scholarly purposes.

You are not to copy documents for public or commercial purposes, to exhibit the documents publicly, to make them publicly available on the internet, or to distribute or otherwise use the documents in public.

If the documents have been made available under an Open Content Licence (especially Creative Commons Licences), you may exercise further usage rights as specified in the indicated licence.

Costly Pollution Abatement, Competitiveness, and Plant Location Decisions

James R. Markusen

Serie II - Nr. 260

Mai 1995

W 113 (260)



613467

COSTLY POLLUTION ABATEMENT, COMPETITIVENESS, AND PLANT LOCATION DECISIONS

James R. Markusen
Department of Economics
University of Colorado
and
National Bureau of Economic Research

"US-Mexico Free Trade will cause US multinationals to move production to Mexico in order to take advantage of lower environmental standards in Mexico, resulting in the loss of large numbers of jobs and loss of welfare in the US."¹

Abstract

This quote contains two separate policy suggestions: (1) Trade barriers insulate production and welfare from any adverse responses to costly environmental restrictions. (2) Banning multinationals would insulate production and welfare from any adverse effects of costly environmental restrictions. This paper adapts an oligopoly model, in which multinationals (multi-plant firms) can arise endogenously, to examine this position. This paper finds that: (1) Trade barriers insulate production but not welfare from adverse effects of costly environmental restrictions. (2) Banning multinationals does not insulate production and welfare from any adverse effects of these restrictions or regulations. On the contrary, multinationals appear to smooth production effects, but this is because multinationals arise in equilibrium when trade costs are high. In addition, the paper finds that the form taken by cost increases is crucial: restrictions that fall on fixed costs (e.g., more efficient burners and motors) have much smaller effects on production and welfare than restrictions that fall on marginal costs (e.g., cleaner fuels).

First Draft, March 1995

This paper was prepared for "Workshop 1995: Environmental Policy in Open Economies" held at the University of Konstanz, June 5-7, 1995.

¹Source: unknown, but I am sure that someone said it.

1. Introduction

The recently completed North American Free Trade Agreement and the Uruguay round of the GATT brought to the public-policy arena a connection between trade policy and the environment. Environmental groups in the US made a number of anti-trade-liberalization arguments. One was that US multinationals would transfer production to Mexico in order to take advantage of lower environmental standards in Mexico if free trade were allowed. Attachment to this point of view was by no means universal. Several prominent US environmental groups supported free trade, arguing that a rising living standard in Mexico is the best long-run route to ensuring rising environmental protection in Mexico. Nevertheless, the anti-trade position caused enough of a stir to warrant further analysis.

The purpose of this paper is to conduct a positive analysis of the effects of environmental regulation on the location of plants, the volume of production (hence employment) and on national welfare. Insofar as "multinationals" are frequently fingered as the bad guys, the model will feature endogenous plant-location decisions by imperfectly competitive firms. I will focus here entirely on the costs imposed by regulation, without inquiring as to the benefits of a cleaner environment. The latter can be parameterized in almost any conceivable way, to make a given policy good or bad. The "welfare" effects of a policy should accordingly be interpreted as the worst possible outcome of that policy in which no environmental benefits are realized.

I will develop a standard oligopoly model with symmetric countries so as to avoid or "neutralize" any comparative-advantage basis for production specialization.² There are two countries (home and foreign) and two goods (X and Y). Y is a competitive sector producing with constant returns to scale, and X is an imperfectly competitive sector producing with increasing returns and

²As an example, a regulation which raises costs in an industries will have welfare effects which depend crucially on whether that is an export or an import-competing industry. I wish to avoid such complications and the associated taxonomy of effects.

imperfect competition. There are firm-specific as well as plant-specific fixed costs in X , creating multi-plant economies of scale and a basis for multinational production.

There is free entry and exit into and out of four firm "types". National firms are single-plant firms. There are home country national firms, which may or may not export to the foreign country and similarly national firms in the foreign country. Multinational firms maintain plants in both countries and can similarly be located in the home or foreign country, "location" defined as the country in which the firm-specific capital is located.

It is very difficult to obtain analytical results in this model. Even a partial-equilibrium version is represented by 20 non-linear inequalities: eight output levels (home and foreign supplies for each of four firm types), eight markups, and four variables for the numbers of firms of each types. I thus analyze the model numerically using Rutherford's (1988) non-linear complementarity algorithm.³

Results are as follows. First, trade barriers do insulate production from the effects of environmental policy-induced cost increases in X in one country (foreign). Thus lowering trade barriers in the presence of these costs causes a larger fall in X production than would otherwise occur (recall that there is no comparative advantage). However, there is no second-best argument with respect to welfare. That is, the institution of trade barriers (or the decision not to remove them) following the institution of the environmental policy only lowers welfare further.

Second, the assertion that multinationals make production and plant locations more responsive to costs is not valid. Indeed, the opposite appears to be the case: multinationals smooth the effects of the cost increases in one country over both countries. But further analysis indicates that this finding is in turn largely due to the fact that multinationals arise in equilibrium when trade costs are

³Rutherford has added two pieces of software as subsystems of GAMS. MILES (mixed inequality and non-linear equation solver) solves systems of non-linear inequalities. MPS/GE (mathematical programming system for general equilibrium) is a higher-level language for applied general-equilibrium modelling that calls MILES.

relatively high. If multinationals are banned at these levels of trade costs, production and welfare have approximately the same modest responses to a given level of cost increase. Trade costs insulate production from the environmental cost increases.

Third, the form of cost increases is crucial in this type of oligopolistic environment. If cost increases fall on fixed costs (expensive fixed equipment), production and welfare effects are relatively minor. Some firms exit, with few consequences for either country. If cost increases fall on variable (marginal) costs, the effects on production and welfare are much larger.

Fourth, when the cost increase in country *f* induces a regime shift, it is generally in the direction of national firms displacing multinational firms. Firms located in country *h* have an incentive to close plants in country *f*. Firms located in country *f* only maintain plants in country *h* if they would have done so anyway in the absence of the cost increase. Fifth, measured in terms of firm numbers, the cost increase in country *f* shifts ownership of firms from country *f* to country *h* in most, but not in all cases.

2. Specification of the Model

The underlying model is taken from Markusen and Venables (1995b). Two countries (h and f) produce two homogeneous goods, Y and X. There are two factors of production, L (labor) and R. L is mobile between industries but internationally immobile. R is a specific factor used only in the Y industry. R acts partly to "convexify" the model. Expansion of the X sector draws labor from the Y sector, raising the R/L ratio in the Y sector, thereby raising the cost of labor measured in terms of Y. Y will be used as numeraire throughout the paper. Labor is used for both the fixed and the variable costs in producing X and in addition there are transport costs or other trade barriers between countries, specified as units of labor per unit of X exported.⁴

Subscripts (i,j) will be used to denote the countries (f,h). The output of Y in country i is a Cobb-Douglas function, where R_i is country i's endowment of R. The production function for Y is

$$(1) \quad Y_i = L_{iy}^\alpha R_i^{1-\alpha}, \quad i = h, f.$$

Labor demand in the Y sector is given by equality of the wage, w_i , to the value marginal product of labor,

$$(2) \quad w_i = \alpha (L_{iy}/R_i)^{\alpha-1}, \quad i = h, f.$$

Superscripts (n,m) will be used to designate a variable as referring to national firms and

⁴Throughout the paper, trade barriers will be modelled as things that consume real resources, such as transport costs, rather than as tariffs, which generate revenue for the importing country. The choice is made so as to avoid the interpretation of the results being confused by optimal tariff (terms-of-trade) effects. For example, if in the presence of a production cost increase due to an environmental restriction we find that a small tariff improves welfare, is this due to the environmental restriction or to a terms-of-trade effect? The assumption I make avoids this confusion but does create the opposite bias: there is a presumption that trade barriers so define lower welfare. But this effect is very small in this model.

multinational firms respectively. (m_i, n_i) will also be used to indicate the number of active m firms and n firms based in country i . Hopefully, it will always be clear from the context what is being represented (e.g., n_i as a variable in an equation always refers to the number of national firms in country i).

X_{ij}^n denotes the sales in country j of a national firm based in country i . A national firm undertakes all its production in its base country, so the labor used by one national firm in country i is given by

$$(3) \quad c_i X_{ii}^n + (c_i + \tau) X_{ij}^n + G_i + F_p \quad i, j = h, f, \quad i \neq j.$$

where c_i is the constant marginal production cost and G_i and F_i are the plant-specific and firm-specific fixed costs both measured in units of labor. τ is the amount of labor needed to transport one unit of X from country i to country j , which we assume to be the same in both directions, so τ is not subscripted by country.

A multinational based in country i has sales in country j , X_{ij}^m . It operates one plant in each country, but incurs its firm specific fixed cost, F_i , in its base country. Sales are met entirely from local production not trade, so a country i multinational has demand for country i labor given by,

$$(4) \quad c_i X_{ii}^m + G_i + F_p \quad i = h, f.$$

A country i multinational also has demand for country j labor,

$$(5) \quad c_j X_{ij}^m + G_p \quad i, j = h, f.$$

Notice that we assume that the technology used by the MNE is determined by the location of its plants, not of its headquarters. In the next sections, we will raise c_i or G_i to represent the costs of

meeting some environmental standard. These costs must be borne by all firms producing in country f , so they affect firms of type n_f , m_f , and m_h , but not type n_h firms.

Let \bar{L}_i denote the total labor endowment of country i . Adding labor demand from n_i national firms, m_i multinationals based in country i , and m_j multinationals based in country j , gives country i factor market clearing:

$$(6) \quad \begin{aligned} \bar{L}_i = & L_{iy} + n_i(c_i X_{ii}^n + (c_i + \tau) X_{ij}^n + G_i + F_i) \\ & + m_i(c_i X_{ii}^m + G_i + F_i) + m_j(c_i X_{ji}^m + G_j) \end{aligned}$$

In equilibrium, the X sector makes no profits so country i income, denoted M_i , is

$$(7) \quad M_i = w_i L_i + (1 - \alpha) Y_i \quad i = h, f.$$

p_i denotes the price of X in country i , and X_{ic} and Y_{ic} denote the consumption of X and Y. Utility of the representative consumer in each country is Cobb-Douglas,

$$(8) \quad U_i = X_{ic}^\beta Y_{ic}^{1-\beta}, \quad X_{ic} \equiv n_i X_{ii}^n + n_j X_{ji}^n + m_i X_{ii}^m + m_j X_{ji}^m$$

giving demands

$$(9) \quad X_{ic} = \beta M_i / p_i, \quad Y_{ic} = (1 - \beta) M_i.$$

Equilibrium in the X sector is determined by pricing equations (marginal revenue equals marginal cost) and free-entry conditions. We denote proportional markups of price over marginal cost by e_{ij}^k , ($k = n, m$), so, for example, e_{ji}^m is the markup of a country j multinational in market i . Pricing equations of national and multinational firms in each market are (written in complementary-slackness form with associated variables in brackets):

$$(10) \quad p_i(1 - e_{ii}^n) \leq w_i c_i \quad (X_{ii}^n)$$

$$(11) \quad p_j(1 - e_{ij}^n) \leq w_i(c_i + \tau) \quad (X_{ij}^n)$$

$$(12) \quad p_i(1 - e_{ii}^m) \leq w_i c_i \quad (X_{ii}^m)$$

$$(13) \quad p_j(1 - e_{ij}^m) \leq w_j c_j \quad (X_{ij}^m)$$

In a Cournot model with homogeneous products, the optimal markup formula is given by the firm's market share divided by the Marshallian price elasticity of demand in that market. In our model, the price elasticity is one (see equation (9)), reducing the firm's markup to its market share. This gives, (also using demand equations (9)),

$$(14) \quad e_{ij}^k = \frac{X_{ij}^k}{X_{jc}} = \frac{p_j X_{ij}^k}{\beta M_j} \quad k = n, m, \quad i, j = h, f.$$

Using these expressions in pricing equations gives expressions for output in terms of price,

$$(15) \quad X_{ii}^n \geq \beta M_i \frac{p_i - w_i c_i}{p_i^2}.$$

$$(16) \quad X_{ij}^n \geq \beta M_j \frac{p_j - w_i(c_i + \tau)}{p_j^2},$$

$$(17) \quad X_{ii}^m \geq \beta M_i \frac{p_i - w_i c_i}{p_i^2}$$

$$(18) \quad X_{ij}^m \geq \beta M_j \frac{p_j - w_j c_j}{p_j^2}$$

Each of these holds with equality if the right hand side is positive, otherwise output equals zero.

Note for reference later in the paper that equilibrium outputs per firm and hence the efficiency of production with increasing returns depends on prices and marginal costs c_i but not directly on fixed costs. Changes in fixed costs will only indirectly affect production efficiency through changing the equilibrium values of p_i and w_i .

There are four zero-profit conditions corresponding to the numbers of the four firm types. Given equations (10)-(13), zero profits can be written as the requirement that markup revenues equal fixed costs.

$$(19) \quad p_h e_{hh}^n X_{hh}^n + p_f e_{hf}^n X_{hf}^n \leq w_h (G_h + F_h) \quad (n_h)$$

$$(20) \quad p_f e_{ff}^n X_{ff}^n + p_h e_{fh}^n X_{fh}^n \leq w_f (G_f + F_f) \quad (n_f)$$

$$(21) \quad p_h e_{hh}^m X_{hh}^m + p_f e_{hf}^m X_{hf}^m \leq w_h (G_h + F_h) + w_f G_f \quad (m_h)$$

$$(22) \quad p_f e_{ff}^m X_{ff}^m + p_h e_{fh}^m X_{fh}^m \leq w_f (G_h + F_h) + w_h G_h \quad (m_f)$$

If outputs are positive, then using (14)-(18), these free entry conditions can be expressed as:

$$(23) \quad \beta \left[M_h \left(\frac{p_h - w_h c_h}{p_h} \right)^2 + M_f \left(\frac{p_f - w_h (c_h + \tau)}{p_f} \right)^2 \right] \leq w_h (G_h + F_h), \quad (n_h)$$

$$(24) \quad \beta \left[M_h \left(\frac{p_h - w_f (c_f + \tau)}{p_h} \right)^2 + M_f \left(\frac{p_f - w_f c_f}{p_f} \right)^2 \right] \leq w_f (G_f + F_f), \quad (n_f)$$

$$(25) \quad \beta \left[M_h \left(\frac{p_h - w_h c_h}{p_h} \right)^2 + M_f \left(\frac{p_f - w_f c_f}{p_f} \right)^2 \right] \leq w_h (G_h + F_h) + w_f G_f \quad (m_h)$$

$$(26) \quad \beta \left[M_h \left(\frac{p_h - w_h c_h}{p_h} \right)^2 + M_f \left(\frac{p_f - w_f c_f}{p_f} \right)^2 \right] \leq w_f (G_f + F_f) + w_h G_h \quad (m_f)$$

Note for later reference that fixed costs are important in determining the number of firms of each type and whether or not a particular firm-type exists (is active) in equilibrium.

To summarize the X sector in the model, the eight inequalities (15)-(18) are associated with the eight output levels (two each for four firm types), and the four inequalities in (23)-(26) are associated with the number of firms of each type. Additionally goods prices are given by (9), income levels from (7) and factor prices from factor market clearing equation (6) together with labor demand from the Y sector, (2).

It is clear that even this minimal model is quite complicated, not only due to the number of endogenous variables, but due to the fact that it is inherently expressed in terms of inequalities. Some of these will be slack in equilibrium, and it is very difficult to make good progress with strictly analytical methods. In Markusen and Venables (1995b), we make some progress using partial-equilibrium methods (w_i and M_i held constant) on inequalities before turning to numerical methods. In this paper, I will move directly to numerical simulations. Interested readers are referred to Markusen and Venables (1995b) for a more in depth, analytical approach.

3. Environmental Regulations Impact on Marginal Cost


This section presents and interprets results for environmental policies which raise a firm's marginal production costs, such as requiring the use of more expensive low-sulphur oil or coal. Again, I emphasize that welfare "costs" are simply the loss of real income or utility ignoring any beneficial environmental effect from the regulation.

The model described in the previous section is solved in complementary slackness form using Rutherford's extensions to GAMS as noted earlier. In general, not all four firm types are active in equilibrium. Figure 1 presents results over a grid of proportional increases in marginal costs in country f (the vertical axis) and trade costs (the horizontal axis). In the top row of Table 1, the two countries are identical, with production in country f becoming more costly as we move down a column. In the bottom row, marginal costs are 60% higher in country f than in country h. On the horizontal axis, the units are trade costs as a proportion of marginal costs in country h. These costs are symmetric in both directions.

Figure 1 presents qualitative results from the simulation, giving the equilibrium regime, where regime is defined as the firm types that are active in equilibrium. When transport costs are low (left-hand side of the diagram), the regime consists of only national firms n_h and n_f active and that regime is insensitive to the cost increase. When transport costs are very high, the regime is dominated by multinationals for all levels of cost increases. It is in the middle section (moderate transport costs) that we see regime shifts in response to cost increases. The most obvious effect as we move down a column (e.g., $\tau = .10$) is that type m_h firms are replaced by type n_h firms. This is intuitive: for a firm headquartered in country h, the cost increases in country f create an incentive to close its plant in country f and to serve country f by exports from its plant in country h.

Firms headquartered in country f continue to exist in equilibrium despite the cost increases, but their numbers are greatly diminished. In part their continued existence is a general-equilibrium

Figure 1—Impact of Marginal Costs on the Equilibrium Regime



- a** n_b, n_f firms
- d** n_b, n_f, m_f firms
- f** n_b, m_f firms
- f** m_b firms
- g** m_b, m_f firms

phenomenon. As some firms exit with cost increases, there is a moderation in the wage rate due to the reduced demand for labor in the X sector. The most interesting result in terms of firm numbers occurs in the far right-hand columns of Figure 1 ($\tau = .70, .80$). At all points in these columns, the number of type m_h and type m_f firms are identical, but each of them concentrates their production in their country h plant. If production is dominated by multinationals, then marginal cost increases only affect plant-level production and not the number of firms in each country per se. With reference to inequalities (23)-(26), apparently prices adjust to the increase in c_f to keep the solution to this subsystem constant. However, output per plant in country f (inequalities (15)-(18)) is significantly reduced by the increase in c_f .

Figures 2-4 illustrate the effects of the marginal cost increases on welfare and production levels (U_h, U_f, X_h, X_f), where X_h and X_f include all production by all firm types producing in countries h and f respectively. These three Figures correspond to different columns of Figure 1, $\tau = .03, .20$, and $.70$ for Figures 2, 3, and 4 respectively.

Several results are apparent from Figures 2-4. First, the cost increases do have the intuitive effect of lowering production and welfare in country f and raising those variables in country h. The effect on X production is much larger when trade costs are lower (Figure 2) than when they are higher (Figure 4). However, for a given cost increase, welfare is quite insensitive to the level of trade costs. Thus trade costs seem to protect X output from production cost increases, but not welfare.

The intuition behind this result seems to run something like the following. When trade costs are very low, the production cost increase severely disadvantages the domestic n_f firms in country f who must compete against the low-cost n_h producers in country h. There is a large loss of output due to the contraction of production in an increasing-returns sector, an effect with negative welfare consequences that has been emphasized often in the trade-industrial-organization literature. But consumer welfare losses in country f are mitigated by the fact that there is only a very small change

Effects of Increases in Country f Variable Cost

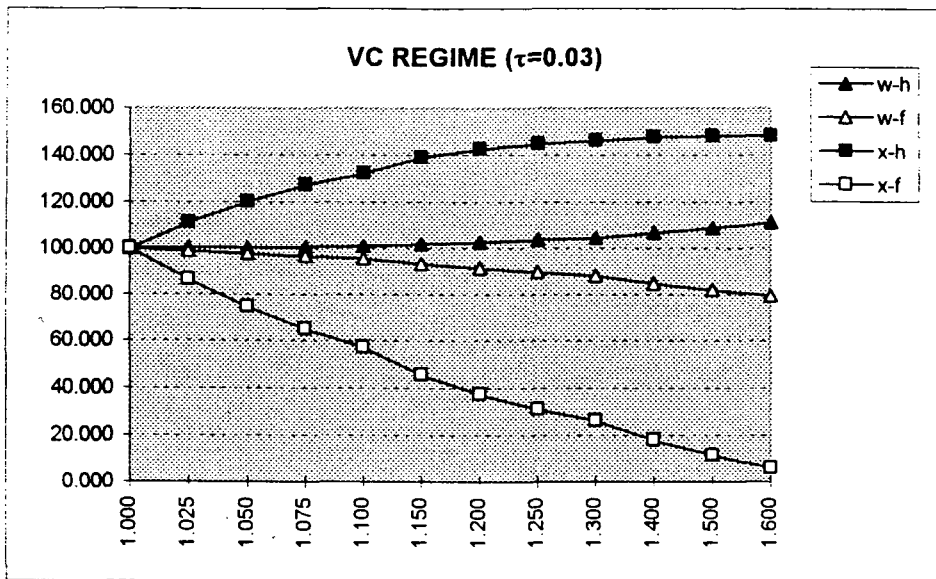


Figure 2

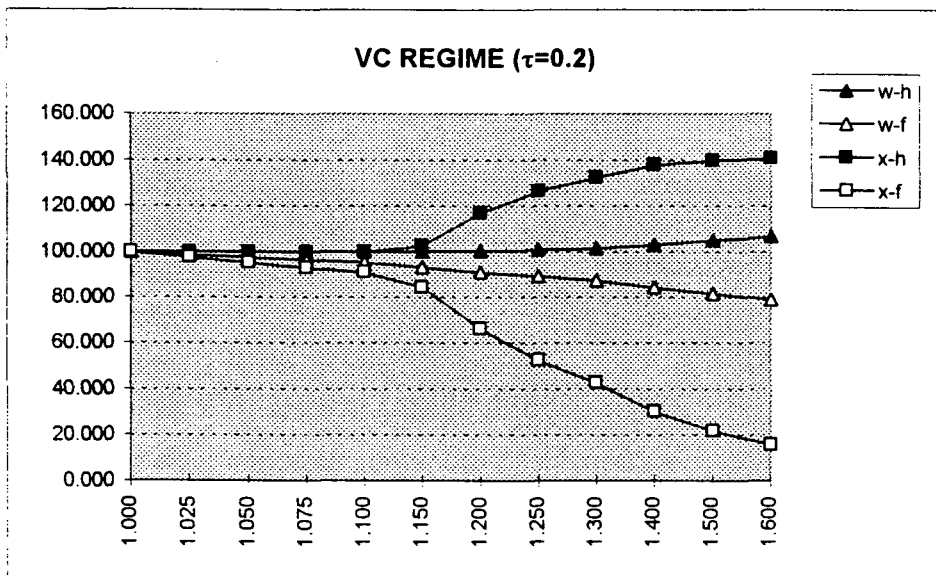


Figure 3

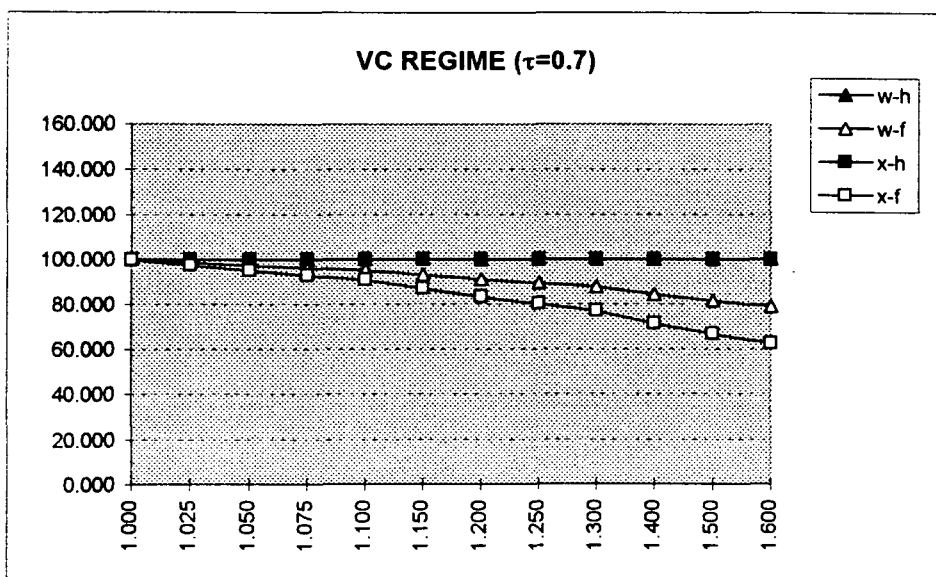


Figure 4

Horizontal axis: country f variable cost.

in the price of X due to the supply competition from country h. With high trade costs, production in country f is protected, implying the absence of the negative scale effect just mentioned. However, the cost of the environmental restriction results in a significantly higher price for consumers in country f, with negative welfare consequences. Thus trade costs protect production but not welfare. There does not seem to be a "second best" welfare argument to the effect that trade barriers should be increased in response to the production cost increase induced by the environmental regulation.⁵

The exception to the general results about production occurs for country h when production is dominated by multinationals at high trade costs (Figure 4). In this case, the cost increases in country f have no effect at all on production and welfare in country h. Firms located in country h receive no benefit from the cost increase in country f, but neither are they hurt by it: apparently that cost increase is fully passed on to country f consumers.

Tables 2-4 give no credibility to the suggestion advanced in the introduction to the paper, that multinationals somehow lead to larger production responses to cost increases. I think that those advancing this suggestion are working with the intuition that multinationals are better able to relocate production internationally. What these analysts seem to be overlooking is that national firms face foreign national firms as competitors and hence when the former experience cost increases, production is transferred through the competitive market mechanism, not within the firm, but to national firms in the other country. There is no obvious reason why this competitive, market-driven reallocation among national firms should be weaker than intra-firm reallocation by multi-plant firms.

Figures 2-4 in fact seem to support the opposite point of view, that production responses to cost increases are smaller when production is dominated by multinationals (Figure 4) than when it is dominated by national firms (Figure 2). However, this might not be due to the existence of

⁵Of course, the optimal tariff argument remains with or without a regulation-induced cost increase as I noted earlier.

multinationals per se, but rather to the fact that multinationals exist in equilibrium when trade costs are high. It is the underlying trade costs (the exogenous variable) that is insulating production from the cost increase rather than the (endogenous) existence of multi-plant firms. In order to examine this hypothesis, I rewrote the program suppressing multinational firms. Table 1 reports results for trade cost $\tau = .7$, the value of τ which creates the largest impact from banning multinationals. For lower values of τ , multinationals are not that important and for higher values, countries are essentially in autarky so that national firms face little competition.

The first column in Table 1 gives the effects of a 60% increase in marginal cost in country f at $\tau = .7$ with multinationals permitted, the equilibrium regime being m_h, m_f (Figure 1). The second column of Table 1 reports the changes when multinationals are banned both before and after the cost increase, the equilibrium regime being n_h, n_f . The welfare effects are exactly the same in the two columns, and the production response is larger when multinationals are banned. Multinationals do somewhat smooth production effects (recall that τ is chosen to maximize this effect), but most of the apparent smoothing effect (Figure 2 versus Figure 4) is in fact due to the high trade costs that are associated with the multinational regime. The third column of Table 1 conducts an experiment in which the multinationals are banned after the cost increase. In other words, the initial unrestricted equilibrium (no cost increase, multinationals regime) is compared to one in which the cost is increased 60% and multinationals are banned. This experiment is addressing the question: if costs are increased, should multi-plant firms be banned as well? The answer is negative, or at least that banning multinationals has no beneficial effect.

Table 1

Marginal cost in country f increased by 60%, $\tau = .7$
 (τ chosen to maximize the impact of banning MNEs)⁶

percentage changes (relative to zero increase)

	<u>MNEs allowed</u>	<u>MNEs banned</u> before and after cost increase	<u>MNEs banned</u> ⁷ after cost increase
Welfare h	0.0	0.0	-0.5
Welfare f	-20.9	-20.9	-21.3
X production h	0.0	8.1	6.9
X production f	-37.5	-45.9	-46.5

Table 2

Plant fixed cost increased by equivalent of 60%, $\tau = .3$
 (τ chosen to maximize the impact of banning MNEs)

percentage changes (relative to zero increase) in:

	<u>MNEs allowed</u>	<u>MNEs banned</u> before and after cost increase	<u>MNEs banned</u> after cost increase
Welfare h	-0.5	0.0	-0.5
Welfare f	-8.0	-8.0	-8.5
X production h	-1.1	1.8	0.6
X production f	-15.5	-17.2	-18.1

⁶By this I mean that the value of τ is chosen (among the values reported in Figures 1 and 2) such as to make the difference between columns 1 and 2 in Tables 1 and 2 as large as possible.

⁷This column compares the value of variables after the cost increase and with MNEs banned, to an initial situation with no cost increase and MNEs permitted.

4. Environmental Regulations Impact on Plant Fixed Costs

In this section we assume that the environmental regulation impacts on plant fixed costs, such as requiring expensive equipment, but has no effect on marginal costs. I have a hard time thinking of a perfect example in production technologies, but electronic fuel injection in automobiles is an example of a fixed cost improvement that likely actually lowers marginal costs through improved fuel economy.

There are conceptual difficulties in picking values of fixed cost increases that are comparable to the values of marginal cost increases used in the previous section. First, plant fixed costs are small compared to variable costs in the calibration of the model, so that the same percentage increase in fixed costs penalizes the firm much less than the same percentage increase in variable costs. This is taken care of by multiplying up the percentage increase in fixed costs so that the total cost to the firm is the same in the present case as the total cost imposed by the regulation impacting on variable cost. The second difficulty is that the multiple necessary to equate the two is not constant, but varies according to the degree of the cost increase. Firms respond to the increase in variable costs by reducing output, thus costs do not increase in proportion to the cost factor. General equilibrium effects complicate the comparison further, as does the initial regime. A variable cost increase impacts a type n_f firm (serving h by exports) more than it does a type m_f firm (serving h by production in h).

What I have done is the following. Compute the variable cost case given a cost increase of 2.5% and assuming a value of τ such that multinationals dominate in equilibrium (with reference to Figure 1, this implies a value of τ greater than or equal to .08). Take the resulting total cost increase and calculate the increase in plant fixed costs necessary to duplicate this increase in variable costs. An increase of 2.5% in variable cost turns out to be duplicated by an increase in plant fixed costs of 34%. I then use the ratio between these two (13.6) to inflate the percentage increases on the vertical axis of Figure 1 to arrive at percentage increases in G_f use to calculate Figures 5-8. However, I have left


the labeling of Figures 5-8 the same as in Figures 1-4 in order to facilitate an easier cross reference.

The equilibrium regime as a function of the cost increase in G_f and the trade cost is shown in Figure 5. There are a few qualitative similarities between this diagram and Figure 1. National firms dominate at low values of the τ , but the picture at high levels of τ is rather different. At high levels of τ and cost increases greater than (the fixed-cost equivalent of) 7.5%, the regime consists of types m_h and n_h firms active in equilibrium. The type n_h firms serve only the country h market and do not export.

I must admit that I do not fully understand this result, but it clearly has something to do with the real wage in general equilibrium. If a firm is going to be a multinational (τ is relatively high) in the model, the location of its firm-specific capital depends only on which country has the lower wage rate (note that, from (25) and (26) that m_h and m_f can both be positive only if $w_h = w_f$). The high cost of G_f in this model moves the relative wage rates in a way that makes it optimal to locate F in country h, making the multi-plant firms type m_h firms. In fact, at high τ the location of all F by multi-plant firms in country h still leaves the wage lower in country h, allowing the entry of some non-exporting national firms in that country. Apparently this effect is far weaker in the variable cost case, where the cost increase is largely absorbed by output decreases, thereby creating little pressure on w_f ((25) and (26) can both hold with positive numbers of type m_f firms).

Figures 6-8 present the same graphs as Figures 2-4, graphing changes in U_h , U_f , X_h , and X_f , against the level of the cost increase. We see qualitatively similar results for the two sets of Figures. Moving from Figure 6 to Figure 8, we again see the result that trade costs insulate production from the cost increase, but they do not insulate welfare. Trade costs protect domestic production, but force consumers to buy the costly domestic output instead of cheap foreign imports.

Figure 5—Impact of Plant Fixed Cost on the Equilibrium Regime



- a** n_b, n_f firms
- c** n_b, m_b firms
- d** n_b, m_f firms
- e** n_b, m_b, m_f firms
- f** m_b firms
- g** m_b, m_f firms

*Converted to MC equivalent (see text).

In comparing Figures 2-4 and 5-8, we see however a quantitatively different effect. Both the production and welfare effects are much smaller in the fixed cost case than in the variable cost case. I think that the intuition goes something like the following. In the case of a regulation impacting on variable costs, significant costs can be avoided only by producing a lot less. Not only is output affected, but welfare is as well since the lower output still requires a large input of labor (i.e., real labor productivity falls), and there is the loss of the surplus of price over marginal cost on the lost output, the efficiency effect emphasized in the trade-industrial-organization literature.

In the case of a regulation impacting on fixed costs, significant cost increases can essentially be avoided for the industry as a whole by the exit of some firms, with the remaining firms producing larger outputs. This is essentially what happens in this model. For example, at the lower right-hand corner of Figure 1, there 11.5 firms maintaining plants in country f. In Figure 5, there are 4.4 firms maintaining plants in country f. Yet in the latter case, the total output of these fewer firms is 35% higher than in the variable cost case. Output per plant in country f is then 91% higher in the fixed cost case than in the variable cost case. In the fixed-cost case, the industry is able to effectively rationalize through market mechanisms by having a smaller number of plants producing larger output per plant.⁸

Table 2 shows results qualitatively similar to those of Table 1. The fact that production is insulated more from the increase in plant fixed costs when the regime is dominated by multinationals really has little to do with multinationals per se, but rather with the existence of high trade costs which support the multinationals as the equilibrium regime. A comparison of the first and second

⁸I should emphasize that this exercise considers an increase in a "pure" fixed cost. That is, the cost is independent of the scale of the plant or plant capacity. Indeed, in this model there is no limit to plant capacity, average cost falls continuously and is asymptotic to marginal cost. The empirical relevance of this may be limited. In many cases, the cost of fixed equipment may be related to the scale of plant operation (e.g., sulphur scrubbers), creating a situation that is actually a hybrid of our two pure cases.

Effects of Increases in Country f Plant Fixed Cost

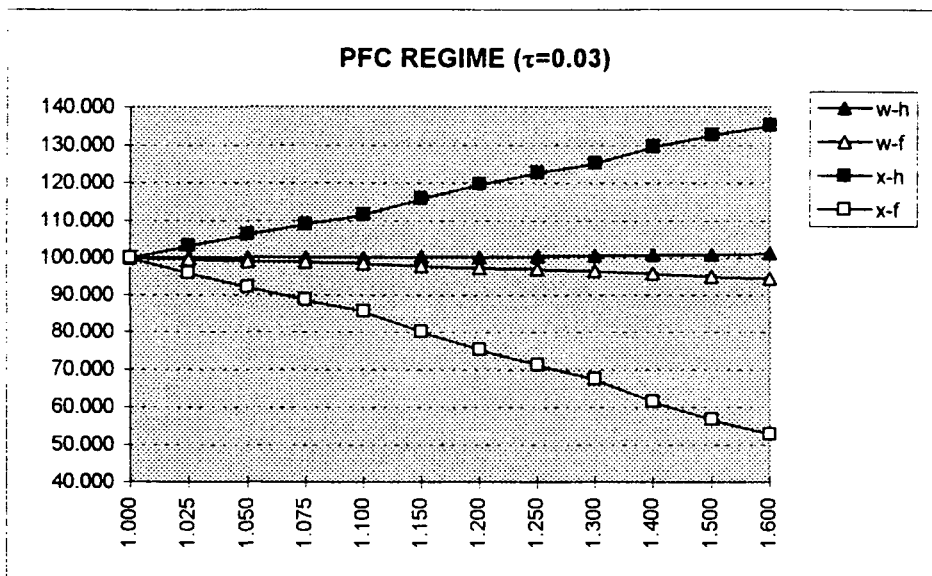


Figure 6

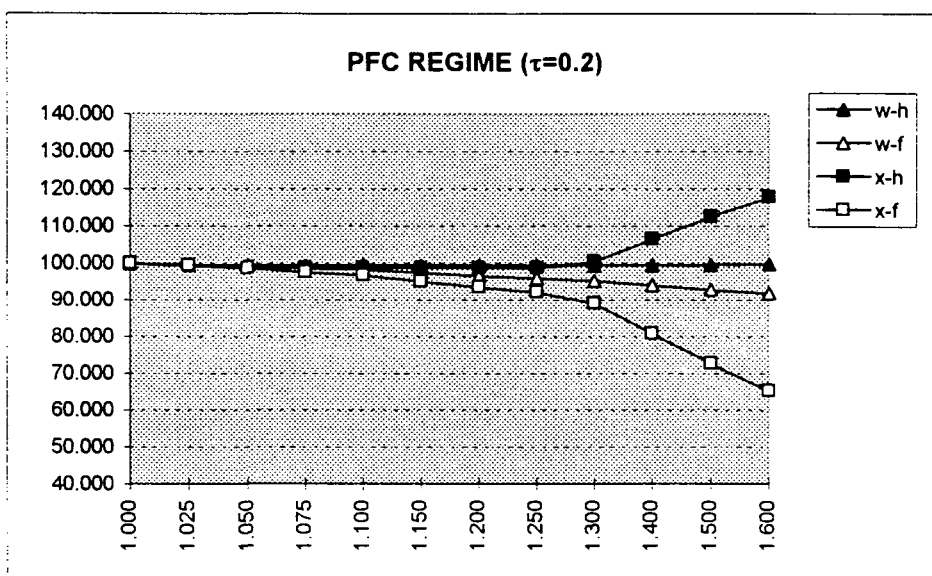


Figure 7

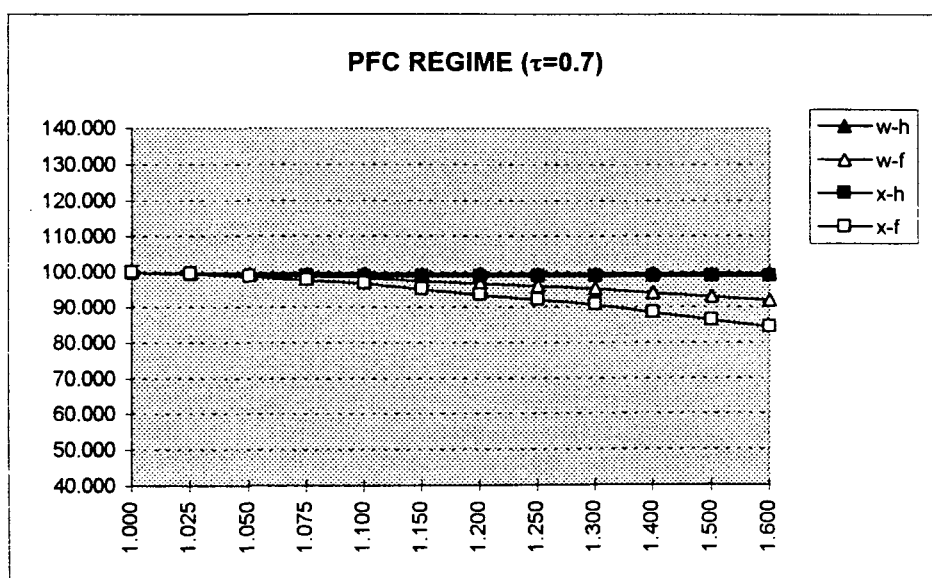


Figure 8

Horizontal axis: country f plant fixed cost (see text).

columns of Table 2 indicate that suppressing (banning) multinationals generates only a slightly larger fall in X production in country f and rise in country h. Column three of Table 2 emphasizes that a combined policy of instituting the environmental regulation and then banning multinationals makes no sense.

5. Summary and Conclusions

This paper is motivated by several arguments that were advanced during the debate on US-Canada-Mexico free trade debate. The general thrust of these arguments was that there is a conflict between free trade and environmental quality. Specifically, the suggestion was made that free trade would cause US multinationals to move production to Mexico in order to avoid costly US environmental controls, thereby causing a loss in US jobs and welfare. This view seems to suggest two separate propositions. First, trade barriers must insulate domestic production and welfare from the effects of costly environmental regulation if their removal has these asserted effects. Second, multinationals are easily capable of shifting production internationally, exaggerating the effects of policies relative to a situation where there are no multinationals.

We find that trade barriers do indeed insulate production from the cost increases due to environmental regulation, but they do not insulate welfare. Insulating production has a favorable effect in this increasing-returns model due to the excess of price over marginal cost, but it also has an unfavorable effect on consumers through higher prices. In our simulations, these effects are almost exactly offsetting. Thus there is no second-best argument to the effect that production cost increases should be accompanied by trade barriers.

Results show no support for the argument pertaining to multinationals being adept at shifting production internationally relative to a case where they are banned (only single-plant national firms are permitted). In fact, the opposed appears to be the case. Changes in national production

following a cost change are much smaller when production is dominated by multinationals than when it is dominated by national firms. However, we then showed that this is largely due to the fact that multinationals arise in equilibrium when trade costs are high. Most of the apparent smoothing effect is in fact due to high trade costs, as we showed by recomputing some solutions with type m_h and m_f suppressed. But the argument that multinationals increase production responses is rejected. In the absence of multinationals, the competitive market mechanism leads to slightly larger production shifts than does the internal cost minimization mechanism in the presence of multinationals.

Next, we noted that the form of regulation-induced cost increases was quantitatively very important in the model. Regulations which impact on plant fixed cost are relatively easily absorbed by the exit of some firms, and higher outputs by the remaining firms. Regulations which impact on marginal costs cannot be absorbed except by production decreases, resulting in larger welfare effects in addition to larger production effects.

Finally, there are some general results about firm types and ownership, although I am not sure of their policy importance. (A) In general, environmental cost increases shift the regime (when they do so at all) away from multinational firms toward national firms. In particular, firms headquartered in country h have an incentive to shut plants in country f. (B) In general, firm ownership shifts from country f to country h even though firm-specific fixed costs (the location of which is the definition of ownership) are not directly affected. This last result may be important insofar as emotional value is sometime attached to national ownership. It could also be of substantial importance in a model with local R&D spillovers from headquarters activities.

References

- Anderson, Kym and Richard Blackhurst (1994), The Greening of World Trade Issues, Ann Arbor: University of Michigan Press.
- Barrett, Scott (1993), "Strategic Environmental Policy and International Trade", Journal of Public Economics, forthcoming.
- Bhagwati, Jagdish and T.N. Srinivasan, "Trade and the Environment: Does Environmental Diversity Detract from the Case for Free Trade?", working paper.
- Brainard, S. Lael (1992), "A Simple Theory of Multinational Corporations and Trade with a Trade-off between Proximity and Concentration", MIT and NBER working paper.
- Copeland, Brian R. (1991), "Taxes versus Standards to Control Pollution in Imperfectly Competitive Markets:", mimeo, presented at the Canadian Resource and Environmental Economics Study Group Annual Meeting, Guelph, Ontario, September 1991.
- Levinson, Arik (1994), "Environmental Regulations and Industry Location: International and Domestic Evidence", working paper.
- Markusen, James R. (1995), "Incorporating the Multinational Enterprise into the Theory of International Trade", Journal of Economic Perspectives, forthcoming.
- Markusen, James R., Morey, Edward R. and Nancy Olewiler (1993), "Environmental Policy When Market Structure and Plant Locations are Endogenous", Journal of Environmental Economics and Management 24, 69-86.
- Markusen, James R., Morey, Edward R. and Nancy Olewiler (1995), "Competition in Regional Environmental Policies when Plant Locations are Endogenous", Journal of Public Economics 56, 55-77.
- Markusen, James R. and Anthony J. Venables (1994), "The Increased Importance of Direct Investment in North Atlantic Economic Relationships: A Convergence Hypothesis", in Canzoneri, Matthew, Wilfred Ethier and Vittorio Grilli (editors), The New Transatlantic Economy, London: Cambridge University Press, forthcoming.
- Markusen, James R. and Anthony J. Venables (1995), "Multinational Firms and the New Trade Theory", National Bureau of Economic Research Working Paper number 5036.
- Rauscher, Michael (1991), "Foreign Trade and the Environment", in Horst Siebert (editor), Environmental Scarcity: The International Dimension, Tubingen: J.C.B. Mohr.
- Rauscher, Michael (1994), "Environmental Regulation and the Location of Polluting Industries", working paper.

- Rutherford, Thomas F. (1988), "General Equilibrium Modelling with MPS/GE", University of Western Ontario Working Paper.⁹
- Ulph, Alastair (1994), "Environmental Policy, Plant Location and Government Protection", in C. Carraro (editor), Trade, Innovation, and the Environment, Kluwer.
- Venables, A. J. (1985), "Trade and trade policy with imperfect competition; the case of identical products and free entry", Journal of International Economics, 19, 1-19.

⁹MPS/GE is now a sub-system of GAMS as noted earlier.

University of Konstanz
Sonderforschungsbereich 178
"Internationalization of the Economy"

Workshop 1995

Environmental Policy in Open Economies

June 5-7, 1995
Waldhaus Jakob, Eichhornstrasse 84, D-78464 Konstanz

Monday, June 5, 1995

19.00 - 21.00 Welcome Reception.

Tuesday, June 6, 1995

- 9.00 - 10.00 *Opening Address:* Hans-Jürgen Vosgerau (Speaker of the SFB 178, Konstanz).
Introduction: Bernd Genser (SFB 178, Konstanz).
- 10.00 - 10.30 Coffee Break.
- 10.30 - 12.00 James R. Markusen (University of Colorado, Boulder):
Costly Pollution Abatement, Competitiveness, and Plant Location Decisions.
Discussant: Klaus Conrad (University of Mannheim).
Gunter Stephan (University of Bern):
*Laissez-Faire, International Cooperation or National Greenhouse Policy:
A CGE Study.*
Discussant: Andreas Haufler (University of Konstanz).
- 12.00 - 14.00 Lunch Break.
- 14.00 - 15.30 Roger D. Congleton (George Mason University):
Return to Rio, on the Politics of Environmental Treaties.
Discussant: Hans Peter Grüner (University of Konstanz).
Rolf Bommer (SFB 178, Konstanz):
*Endogenous Environmental Policy and Trade Liberalization - A Signaling
Approach.*
Discussant: Ronald Jones (University of Rochester).
- 15.30 - 16.00 Coffee Break.

- 16.00 - 17.30 Michael Rauscher (University of Kiel):
Protectionists, Environmentalists, and the Formation of Environmental Policy in an Open Economy.
Discussant: John S. Chipman (University of Minnesota).
Achim Körber (SFB 178, Konstanz):
Raising Rivals' Costs with Environmental Policy - A Lobbying Approach.
Discussant: Hans Gersbach (University of Basel).


Wednesday, June 7, 1995

- 9.00 - 10.30 Ernst Mohr (University of Kiel, Hochschule St. Gallen):
Sustainable Development and International Distribution: Theory and Application to Rainforests as Carbon Sinks.
Discussant: Carsten Schmidt (University of Konstanz).
Sebastian Killinger (SFB 178, Konstanz):
Decentralized Internalization of International Externalities.
Discussant: Sven Arndt (McKenna College).
- 10.30 - 11.00 Coffee Break.
- 11.00 - 12.30 Ronnie Schöb (University of München) and
Eirik S. Amundsen (University of Bergen):
Environmental Taxes on Exhaustible Resources.
Discussant: Günther Schulze (SFB 178, Konstanz).
Frank Hettich (SFB 178, Konstanz):
Environmental Care and Economic Growth.
Discussant: Lucas Bretschger (University of Zürich).
- 12.30 - 14.30 Lunch Break.
- 14.30 - 16.00 Albert Schweinberger (SFB 178, Konstanz):
Environmental and Commercial Policies in More or Less Populous Open Economies.
Discussant: Christian Gliemann (University of Tübingen).
Ruud de Mooij (Ministry of Economic Affairs, The Hague) and
Lans A. Bovenberg (University of Tilburg):
Environmental Taxation and the Double Dividend: The Role of Factor Substitution and Capital Mobility.
Discussant: Gebhard Kirchgässner (University of St. Gallen).
- 16.00 Closing Address: Heinrich Ursprung (SFB 178, Konstanz).

Programme Committee: Bernd Genser and Heinrich Ursprung
Sonderforschungsbereich 178 *Internationalization of the Economy*
University of Konstanz
POBox 5560 D 133
D-78434 Konstanz
Germany
Phone. +49-7531-88-2345
Fax. +49-7531-88-3560.

**Sonderforschungsbereich 178
„Internationalisierung der Wirtschaft“**

Diskussionsbeiträge



Juristische
Fakultät

Fakultät für Wirtschafts-
wissenschaften und Statistik

James R. Markusen

**Costly Pollution Abatement,
Competitiveness,
and Plant Location Decisions**

28. JUNI 1995 Weltwirtschaft
Kiel

W 113 C 260 mit gs sig ka
