

Wolfers, Justin; Zitzewitz, Eric

**Working Paper**

## Five open questions about prediction markets

IZA Discussion Papers, No. 1975

**Provided in Cooperation with:**

IZA – Institute of Labor Economics

*Suggested Citation:* Wolfers, Justin; Zitzewitz, Eric (2006) : Five open questions about prediction markets, IZA Discussion Papers, No. 1975, Institute for the Study of Labor (IZA), Bonn

This Version is available at:

<https://hdl.handle.net/10419/33339>

**Standard-Nutzungsbedingungen:**

Die Dokumente auf EconStor dürfen zu eigenen wissenschaftlichen Zwecken und zum Privatgebrauch gespeichert und kopiert werden.

Sie dürfen die Dokumente nicht für öffentliche oder kommerzielle Zwecke vervielfältigen, öffentlich ausstellen, öffentlich zugänglich machen, vertreiben oder anderweitig nutzen.

Sofern die Verfasser die Dokumente unter Open-Content-Lizenzen (insbesondere CC-Lizenzen) zur Verfügung gestellt haben sollten, gelten abweichend von diesen Nutzungsbedingungen die in der dort genannten Lizenz gewährten Nutzungsrechte.

**Terms of use:**

*Documents in EconStor may be saved and copied for your personal and scholarly purposes.*

*You are not to copy documents for public or commercial purposes, to exhibit the documents publicly, to make them publicly available on the internet, or to distribute or otherwise use the documents in public.*

*If the documents have been made available under an Open Content Licence (especially Creative Commons Licences), you may exercise further usage rights as specified in the indicated licence.*

IZA DP No. 1975

## Five Open Questions About Prediction Markets

Justin Wolfers  
Eric Zitzewitz

February 2006

# Five Open Questions About Prediction Markets

**Justin Wolfers**

*Wharton, University of Pennsylvania,  
CEPR, NBER and IZA Bonn*

**Eric Zitzewitz**

*Stanford GSB*

Discussion Paper No. 1975  
February 2006

IZA

P.O. Box 7240  
53072 Bonn  
Germany

Phone: +49-228-3894-0  
Fax: +49-228-3894-180  
Email: [iza@iza.org](mailto:iza@iza.org)

Any opinions expressed here are those of the author(s) and not those of the institute. Research disseminated by IZA may include views on policy, but the institute itself takes no institutional policy positions.

The Institute for the Study of Labor (IZA) in Bonn is a local and virtual international research center and a place of communication between science, politics and business. IZA is an independent nonprofit company supported by Deutsche Post World Net. The center is associated with the University of Bonn and offers a stimulating research environment through its research networks, research support, and visitors and doctoral programs. IZA engages in (i) original and internationally competitive research in all fields of labor economics, (ii) development of policy concepts, and (iii) dissemination of research results and concepts to the interested public.

IZA Discussion Papers often represent preliminary work and are circulated to encourage discussion. Citation of such a paper should account for its provisional character. A revised version may be available directly from the author.

## ABSTRACT

### Five Open Questions About Prediction Markets<sup>\*</sup>

Interest in prediction markets has increased in the last decade, driven in part by the hope that these markets will prove to be valuable tools in forecasting, decision-making and risk management – in both the public and private sectors. This paper outlines five open questions in the literature, and we argue that resolving these questions is crucial to determining whether current optimism about prediction markets will be realized.

JEL Classification: C9, D7, D8, G1, M2

Keywords: prediction markets, information markets, event futures, political forecasting, prediction IVs

Corresponding author:

Justin Wolfers  
The Wharton School  
University of Pennsylvania  
Steinberg-Dietrich Hall #1456  
3620 Locust Walk  
Philadelphia, PA 19104-6372  
USA  
Email: [jwolfers@wharton.upenn.edu](mailto:jwolfers@wharton.upenn.edu)

---

<sup>\*</sup> We would like to thank Brian Elliot, Brian Galebach, and David Pennock for help with data, and Robert Hahn, Marco Ottaviani, Erik Snowberg, and Paul Tetlock for helpful conversations. Wolfers acknowledges the support of a Geewax, Teriker and Co. Research Fellowship, the Mack Center for Technological Research and the Zull/Lurie Real Estate Center at Wharton.

## Introduction

Interest in prediction markets has increased in the last decade, among participants, private-sector market operators, policymakers and academics. For instance, markets on the 2004 U.S. election were far more numerous and liquid than they were in 2000. Whereas past media coverage of these markets often treated them as curiosities, coverage in the 2004 election cycle was far more frequent and more serious than 4 years before.<sup>1</sup> Academics are using prediction markets to provide a measure of expectations about an event's probability, and then using the co-movement of this measure and financial asset prices to extract information about the expected effects of political decisions (Slemrod and Greimel, 1999 and Knight, 2003), in some cases even before the decision is made (Leigh, Wolfers, and Zitzewitz, 2003). In the last year, this style of analysis has spread beyond academia, mostly notably in attempts to analyze the consequences of Bush's re-election. Formal analyses of these markets have tended to conclude that their prices can be useful indicators of likely future outcomes.

Interest in new applications of prediction markets is focused in three domains: forecasting, decision making, and risk management.

The success of corporate prediction markets in forecasting printer sales (Chen and Plott, 2002) and project management (Ortner, 2002) has stimulated interest in their application to other business problems, and firms such as NewsFutures, Net Exchange and Incentive Markets have sprung up to meet this demand. Among the applications being discussed are "decision markets" in which securities are traded that pay off based on an outcome (e.g., revenue from a product) if and only if a particular decision is made (e.g., the product is launched). The idea behind these markets is to elicit knowledge from within an organization that might otherwise be lost somewhere in a poor organizational form.

Similar ideas have been discussed in the policy realm. DARPA's Policy Analysis Market would have launched securities designed to capture the probability of specific events, along with contingent securities designed to capture the outcome of specific

---

<sup>1</sup> For example, a Factiva search for mentions of "Iowa Electronic Markets" from January 1 to November 1 yielded 27 hits in 2000 and 100 in 2004. Adding the largest private-sector market, *Tradesports.com* (and its politics-only subsidiary *Intrade*) to the search increases the number of 2004 hits to 237.

policies. During the 2004 primary season, the Iowa markets ran securities designed to predict the general election success of the Democratic contenders, while later in the year Tradesports ran similar contracts designed to capture the effects of geopolitical and economic events on the election (see Wolfers and Zitzewitz, 2004b for details).

Abramowicz (2004) and Hahn and Tetlock (2004) envision using prediction markets to assist in policy making by extracting expert opinion in a credible and objective manner. Hanson (2003) goes even further, arguing that policy makers should simply define a “GDP+” measure of social welfare, and that policy decisions should be based entirely on market-based predictions of which policies maximize this social welfare measure.

Finally, some envision prediction markets as the first step toward markets where participants could hedge their exposure to political and economic events. For example, an employee in a “Bush industry” (e.g., traditional energy) could sell Tradesports’ Bush reelection contract to an employee in a “Kerry industry” (e.g., alternative energy); both would be hedging their human-capital exposure to the election. The Tradesports Bush reelection contract had trade volume of over \$15 million during the 1.5 years it traded, and volume of about \$3 million on election day.<sup>2</sup> While this is extremely liquid by prediction market standards, clearly more liquidity would be needed to allow for meaningful hedging. *Hedgestreet.com*, a new CTFC-sanctioned derivative market, is attempting to create markets that individuals could use for such hedging, with a focus more on economic risks such as mortgage rates and real estate prices than on politics.

Will these great expectations for prediction markets be fulfilled? We argue that it depends in large part on developing answers to five open questions:

1. **How to attract uninformed traders?** Counterintuitively, the problem for most prediction markets is attracting sufficient *uninformed* order flow. Markets need uninformed order flow in order to function; with only rational traders trading whose only trading motivation is expected returns, the No Trade Theorem binds and the market unravels (Milgrom and Stokey, 1982). Uninformed order flow can have a variety of motivations (entertainment, overconfidence, hedging), but with the

---

<sup>2</sup> These figures include the trading on a symmetric “Kerry to win” contract.

exception of hedging, these motivations are usually non-economic, putting economists at a comparative disadvantage in predicting which markets will succeed.

2. **How to tradeoff interest and contractability?** A fundamental problem in mechanism design is that the outcomes of interest are often impossible to write into contracts. Running financial markets on policy outcomes in and of itself does nothing to help with this problem. In fact, using a measure to set payoffs for financial contracts can turn what would otherwise be a good proxy for a policy outcome into a problematic one, as illustrated by the recent experience with the manipulation of cash settlement prices for the S&P and municipal bond futures.
3. **How to limit manipulation?** In addition to manipulation of the outcomes on which prediction markets are based, one might worry about manipulation of prediction market prices themselves, particularly where high-stakes decisions are made based on the prices.
4. **Are markets well calibrated on small probabilities?** Many of the proposed uses of prediction markets will involve the evaluation of small probability events. A range of behavioral evidence suggests that people are quite poor at distinguish small probabilities from tiny probabilities, and even when arbitrage is possible, frictions can cause this miscalibration to carry over into market prices.
5. **How to separate correlation from causation?** Contingent prediction markets allow one to estimate the probability of an event contingent on another event occurring. Thus contingent markets provide insight into the correlation of events. However, determining whether one event *causes* the probability of another to change is a separate and potentially more important question. Many of the proposed uses of decision markets presuppose that the direction of causality can be readily established.

## A Framework

Before discussing these questions, it is useful to introduce a simple model that can serve as a common framework for thinking about most of these questions. We do this by taking the basic setup from the familiar Kyle (1985) model and adding transaction costs,

which we believe may be an important factor shaping the efficiency of pricing in small-scale prediction markets, and market maker risk-aversion, which allows uninformed order flow to affect prices.

As in Kyle (1985), we consider three types of agents: perfectly-informed traders, uninformed (noise or liquidity) traders, and perfectly competitive market makers. Trade is in a binary prediction market security that pays  $y=\$1$  if an event occurs and  $y=\$0$  otherwise.

The probability that the event occurs is given by  $q$ ; this probability is observed by the market makers. The perfectly-informed traders have inside information and know whether the event will occur. The uninformed traders have a noisy subjective expectation of the event probability given by  $q$  plus a noise term  $\eta$ . All traders have log utility, and trade to maximize their subjective expected utility. As such, they take positions:

$$x = \frac{w}{p(1-p)}(e - p),$$

where  $w$  is their wealth,  $p$  is the price of the security,  $e$  is their

subjective expectation that the event occurs, and these parameters yield demand for  $x$  prediction securities.<sup>3</sup>

In addition, we can allow the uninformed traders to derive a direct utility benefit from holding a particular position, perhaps for gambling or entertainment reasons. If this direct benefit has a per-unit certainty-equivalent of  $g$ , then the uninformed trader will trade as if  $e = q + \eta + g$ . Alternatively, if the market price is being used in a decision, traders may have other (external) reasons to trade in order to affect the price. As such,  $g$  may represent the gains to market manipulators from their effect on the equilibrium price. Thus, for manipulators,  $g$  would be equal to the product of the marginal price impact of their trading and the outside benefit they receive from moving the price.

This framework also lends itself quite naturally to considering a hedging motive for trade. Risk-averse traders have a hedging demand when their wealth depends on whether the event occurs. We can view this as beginning trading with an endowment of contracts, and optimal hedging simply involves deciding how much of this endowment to

---

<sup>3</sup> To derive the above, solve the traders' problem: Set  $x$  to maximize subjective expected utility  $E[U]=e*\ln[w + (1-p)x] + (1 - e)*\ln(w - px)$ .



sell at the market price. In this setup, if the trader's wealth is  $H$  lower if the event happens, the trader will trade as if  $e = q + \eta + g + H \cdot p \cdot (1-p)/w$ .

So to summarize, traders trade based on the sum of objective probability ( $q$ ), expectation errors ( $\eta$ ), gambling and manipulation motives ( $g$ ), and a hedging motive related to the risk in the endowment of traders ( $H$ ). These different beliefs and motives are summarized in the variable  $e$  which is drawn from the distribution  $F(e)$ .

If traders face a per-contract transaction cost,  $t$ , they will buy if  $e - t > p$  and sell if  $e + t < p$ .

A competitive group of market makers will post bids and offers such that the marginal utility of an additional trade, if made, is zero. These conditions are:

$$P_{bid} = E(y|e + t < P_{bid}) - t_{MM} - cx_{MM}$$

$$P_{ask} = E(y|e - t > P_{ask}) + t_{MM} - cx_{MM}$$

where  $c = p(1-p)/w$  captures the risk-averse market maker's desire to shade prices lower when she built up a large exposure ( $x_{MM}$ ) in this market.

With no informed traders, the market makers *expectations* do not change with the order flow, so  $P_{bid} = q - t_{MM} - cx_{MM}$  and  $P_{ask} = q + t_{MM} - cx_{MM}$ . (Note that due to their desire to limit exposure, market makers will however change *prices* in response to new orders.) Traders only buy or sell when their subjectively held beliefs differ from the market maker's prices by at least the sum of their own and the market makers transaction costs (when  $|e - (q - cx_{MM})| \geq t + t_{MM}$ ). The equilibrium bid-ask midpoint must satisfy:

$$p_{mid} = q + c[X_{buy}(p_{mid} + t + t_{MM}) + X_{sell}(p_{mid} - t - t_{MM})]$$

$$X_{buy}(p) = \int_p^1 x(e - p) \cdot dF(e) \quad ,$$

$$X_{sell}(p) = \int_0^p x(e - p) \cdot dF(e)$$

where  $X_{buy}$  and  $X_{sell}$  are total demand from buyers and sellers, respectively.

Transaction costs cause trading to be done entirely by the traders with the most noisy observations of the event probability or, alternatively, with the greatest external motivations (gambling, hedging, or manipulation) for holding the securities. The market

maker's observation of the objective probability does help hold market prices close to their efficient levels ( $q$ ), but market maker risk aversion, combined with a asymmetry in the distribution of  $e - q$ , can cause prices to deviate from objective probabilities. (For more on this issue, see Wolfers and Zitzewitz, 2005).

Adding perfectly-informed traders has two effects. The perfectly-informed traders buy when  $y=1$  and sell when  $y=0$ , affecting market maker inventory in a way that pushes the final bid-ask midpoint toward  $y$ . At the same time, these traders force the market maker to add an adverse-selection component to the bid-ask spread, which causes the uninformed traders to be further restricted to those with extreme values of  $e$ .<sup>4</sup> Too much informed trade can cause markets to unravel, and this is especially likely when high transaction costs are already limiting uninformed trade.<sup>5</sup>

The discussion above suggests that low transaction costs are essential to liquid, active, and informative prediction markets. Adding a fixed pool of perfectly informed traders leads these insiders to effectively levy a tax on the trading of market-makers and traders, and greater expected volume can lower the contribution toward this fixed cost required from each trade. High and low liquidity equilibria may be simultaneously possible. This brings us to our first open question: Will prediction markets attract necessary uninformed trade?

---

<sup>4</sup> Suppose that  $\lambda$  traders are informed, each informed trader buys one contract, and  $1 - \lambda$  traders are uninformed. Then the market makers' bids and asks must satisfy

$$P_{ask} = \frac{\lambda q + (1 - \lambda) X_{buy}(P_{ask} + t)q}{\lambda q + (1 - \lambda) X_{buy}(P_{ask} + t)} + t_{MM} - cX_{MM} \quad \text{and}$$

$$P_{bid} = \frac{-(1 - \lambda) X_{sell}(P_{bid} - t)q}{\lambda(1 - q) - (1 - \lambda) X_{sell}(P_{bid} - t)} - t_{MM} - cX_{MM},$$

where the first term in each expression is the expectation of  $y$  conditional on receiving a buy or sell order. With  $\lambda = 0$ , this first term is always equal  $q$  (the marketmaker's unbiased prior), but as  $\lambda$  increases,  $P_{ask}$  increases and  $P_{bid}$  decreases, leading to wider spreads and less uninformed trading.

<sup>5</sup> In the expressions in footnote 4, it is easy to show that  $P_{ask}$  is increasing and  $P_{bid}$  decreasing in  $t$  and  $t_{MM}$ . It is likewise straightforward to show that when  $\lambda > 0$ , then for distributions of  $e$  that have  $\min(e) > 0$  and  $\max(e) < 1$ , there will be a level of  $t$  that leads to market unraveling, i.e. to  $P_{ask} = 1$  and  $P_{bid} = 0$  being the only values that satisfy the expressions in footnote 4.

## Attracting Uninformed Traders

An important implication of the model sketched above is that the success of the prediction market in generating trade depends critically on attracting uninformed traders.<sup>6</sup> Prediction markets are too small for meaningful hedging, and are likely to remain so for some time, so the primary motivations for uninformed order flow are likely to be entertainment and overconfidence. Economists may be at a comparative disadvantage in analyzing these motivations, but we can look at what has worked.

Risk love or the “thrill of a gamble” provide obvious motives for uninformed traders, and both *Tradesports* and *Betfair* have successfully attracted many sports bettors to their markets. *Tradesports* runs a variety of non-sports markets, but the contracts that attract significant volume on *Tradesports* are typically those with popular currency (the Presidential election, the fate of Saddam Hussein and Martha Stewart, outcomes on American Idol and the Apprentice) suggesting primarily an entertainment motive for trading. Beyond sports bettors, *Tradesports* has been quite successful at marketing its platform to those employed in financial markets, a pool of risk-acceptant traders.

At the same time, contracts on more “serious” topics (economic numbers, financial market outcomes, contingent political contracts) attract volume that compares favorably with volumes on the successful Iowa vote share markets. These traders may have been attracted more by the substantial free media *Tradesports* has received, and uninformed trading in these contracts may more of a combination entertainment and overconfidence motives. As the wonkishness of the contract rises, however, volume and liquidity falls rapidly. The few *Tradesports* markets of the sort planned by the DARPA Policy Analysis Market (e.g., will there be a Palestinian state by 2005?) have not been very successful.

The legal environment has forced onshore prediction markets to make compromises that have limited their attractiveness. The Iowa Electronic Markets agreed to limit positions to \$500 in order to receive a “no action” notice from the Commodity

---

<sup>6</sup> The term “uninformed” overstates the requirement, which is that the market must attract traders whose estimate of the true probability is less precise than the market-maker’s, or whose hedging demand causes them to trade even when their beliefs coincide with the market-maker.

Futures Trading Commission (CFTC).<sup>7</sup> This compromise limits the scope and depth of their markets, and also possibly their efficiency. For example, the “Will Bush win the popular vote?” contracts on *Tradesports* and Iowa often trade at levels different enough to imply arbitrage opportunities, albeit opportunities to win only small amounts, given the position limits on the Iowa exchange.<sup>8</sup>

Other markets made other compromises. Platforms such as *Newsfutures*, the *Hollywood Stock Exchange*, and the *Foresight Exchange* operate using play money, albeit play money that can sometimes be converted into prizes. Many economists may be skeptical that play money markets solve the cheap talk problem that prediction markets are meant to solve, and indeed play-money and real-money market prices can and do diverge. That said, a comparison of *Newsfutures* and *Tradesports* prices for securities predicting NFL victories for the 2003 season found that while the two markets often yielded different predictions, they were approximately equally well calibrated (Servan-Schreiber, Wolfers, Pennock and Galebach, 2004).

The consulting firms running corporate prediction markets have taken the same approach as experimental economists on campuses: they have subsidized participation, allowing everyone to leave a winner, albeit to varying degrees. The Policy Analysis Market was also supposed to have involved a subsidy for participation. If the information to be generated by the market is important enough to justify the subsidy and a willing financier can be enlisted, then this approach can work. It is important, however, that subsidies are not designed in such a way that they can be gamed, as one could imagine with per-trade subsidies or with some schemes for subsidization via a money-losing market maker.

Finally, two markets that we are aware of, *Economic Derivatives* and *Hedgestreet*, have obtained permission to operate as futures exchanges by the CFTC. Both have avoided political contracts and focused on economic events, probably to avoid being considered betting venues as opposed to financial markets. *Hedgestreet* has only recently

---

<sup>7</sup> The Iowa markets are run as a research project by academics at the Tippie College of Business at the University of Iowa. They are described in Forsythe, Nelson, Neumann, and Wright (1992).

<sup>8</sup> For example, this contract averaged 52 on Iowa during the month of August 2004 and about 46 on *Tradesports*.

started up, but *Economic Derivatives*, a joint venture by Deutsche Bank and Goldman Sachs that runs markets in economic numbers, has been operating since 2002. Its traders are all institutional, and its markets have attracted volumes of hundreds of millions of dollars. Traders reportedly trade for hedging reasons. In addition, a combination of overconfidence and career concerns motivations may provide a motivation for trading – no self-respecting economic analyst would want to admit that they only know as much as their average colleague.

Career concerns may conceivably provide a participation motivation in some of the business and policy applications that are being considered. If the decision to trade is motivated by career concerns, however, the trading itself may reflect objectives other than maximizing trading profits. For instance, while rank-order tournaments can replicate first-best incentives in many career models, in the trading context they may lead to “doubling up,” or related high-variance strategies.

To summarize, three routes to attracting order flow have been successful thus far: offering sports betting, subsidization, and, possibly, exploiting career concerns. Each has their drawbacks, however.

### **Balancing Interest and Contractability**

Observable indicators of contractability have thus far had little explanatory power for a prediction market’s success. Contracts on the Iowa Market have multi-page prospectuses clearly outlining how the market will settle under a number of contingencies, whereas contract “prospectuses” on *Tradesports* are often limited to the single sentence below the contract name on the trading screen. In some cases, this sentence is supplemented by a short memo announcing the contract, but even then issues that have material effect on event probabilities are only subsequently clarified in response to questions. For example, *Tradesports* offered a contract on whether Yasser Arafat would depart the Palestinian state by the end of 2005. When he became ill in late 2004, there was mild controversy on *forum.tradesports.com* about whether seeking medical treatment in Paris or dying was considered departing Palestine. Tradesports tightened the contract definition to include the latter but not the former.

*Tradesports* traders have thus far been willing to trust the exchange to make a good faith determination, and this trust is helped by the fact that *Tradesports* does not itself hold positions in any of its contracts and that it has a clear need to maintain a reputation for fairness among its traders. But as the sums traded become more substantial, traders may begin to worry more about these issues. As the example of the Arafat Security illustrates, in some cases there is no definition that captures the event of interest perfectly.<sup>9</sup>

This issue is likely to become even more salient once contracts start trading on policy outcomes. Many policy outcomes are notoriously difficult to reduce to a simple set of measures. To take one of the less problematic examples, suppose one runs a prediction market on the crime rate in Baghdad. One presumably cares about the total crime rate, but a contract is more likely to be written on the reported crime rate. The reported crime rate may have historically been a reasonable proxy for the actual crime rate, but this relationship may not hold up for several reasons. Reported crimes may be an inverted U-shaped function of true crimes – at some point, the reported rate may decline as the true rate rises. Furthermore, if individuals can influence the reported crime rate and these individuals have incentives to do so, either arising from, or independent of the prediction market, the two rates can diverge.

These issues may also arise in business contexts. One might view a tracking stock as analogous to a prediction market security on the future stream of a business unit's profits. Tracking stocks have been greeted with some skepticism given the incentive of the parent company to influence the business unit's reported profits through devices such as transfer pricing.

---

<sup>9</sup> Another example of a *Tradesports* contract whose definition was later clarified is the “Will Bush win the electoral votes of Maine?” contract. One might have supposed this meant all 4 electoral votes, but the exchange determined after the contract had been trading for several months that 3 out of 4 would suffice. In the same vein, Leigh, Wolfers, and Zitzewitz (2003) we commented on the judgment that would have been required to settle the “Will Saddam Hussein be out of office” contract had a contract been expiring on April 9, 10, or 11; the active trading on this contract suggests that many traders were comfortable with this possible ambiguity.

## Managing Manipulation

Just as thinking about the contractability of the outcomes of interest raises questions about outcome manipulation, the prospect of basing decisions on prediction markets raises questions about the potential for price manipulation.

In some of the applications that have been proposed for prediction markets, one might expect these outside interests to be the dominant determinant of traders' positions. For example, if a market were run among industry participants on which technological standard the industry should adopt, one could imagine that trading would be driven primarily by an interest in influencing the outcome. With no firm-level position limits, one could imagine such a market turning into an auction; with position limits, it could turn into voting. Either mechanism may be a satisfactory way of choosing a standard (ignoring potential anti-trust concerns), but arguably simply running an auction would be more transparent than (and thus preferable to) running a prediction market that approximated an auction.

Manipulation can be made more expensive by allowing free entry into these markets and by providing a means for entrants to invest in becoming informed (Hanson and Oprea, 2004). Known attempts to manipulate public prediction markets have largely failed. Pat Buchanan's supporters reportedly attempted to bid up his price on the Iowa markets, and in the 2004 election cycle, several large sales of the *Tradesports* Bush reelection contract temporarily pushed down its price, on September 14 from 63 to 49, and on October 16 from 53 to 10. In these cases, however, the price impact of these trades was reversed within 24 hours. Strumpf (2004) ran an explicit experiment of randomly placing \$500 trades on the Iowa markets, and likewise found that the price impact was only temporary.

While free entry can offset the effects of manipulators, it may be undesirable in corporate contexts where the firm wishes to appropriate returns to the information aggregated in the market. Beyond secrecy concerns, acquiring the information to become an informed trader may be costly enough that free entry does not offset the trading activity of manipulators.

## Ensuring Calibration on Small Probabilities

An exception to the generally good predictive track record of betting and prediction markets is their performance on low-probability events. The best-documented example is the favorite-longshot bias in horse racing (Thaler and Ziemba, 1988). Figures 1 and 2 illustrate this point, based on data from a large sample of North American horse races and from the Iowa markets, respectively. Wolfers and Zitzewitz (2004a) discuss a similar mispricing from S&P 500 index contracts on *Tradesports*. In both examples, market prices overestimate the probability of unlikely events. In horseracing, the overestimation is greatest for events priced below 5 percent, on Iowa, it is present for events priced between 0.2 and 0.3.

**Figure 1. Favorite-Longshot Bias in Horse Racing**

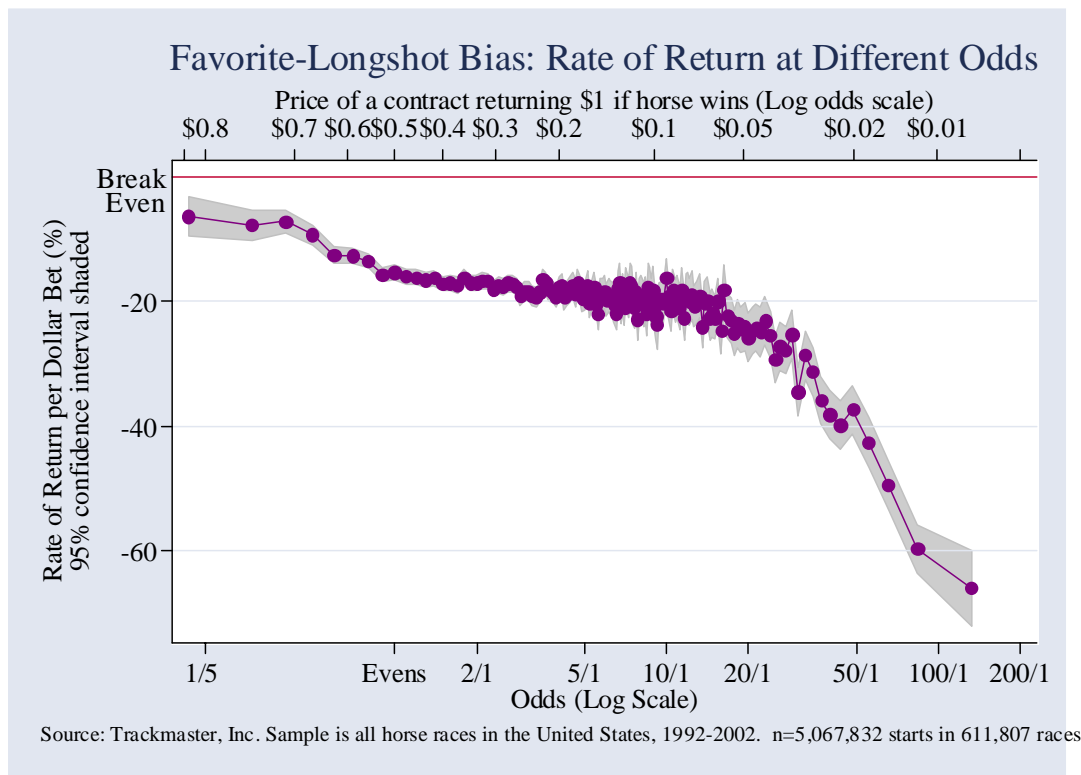
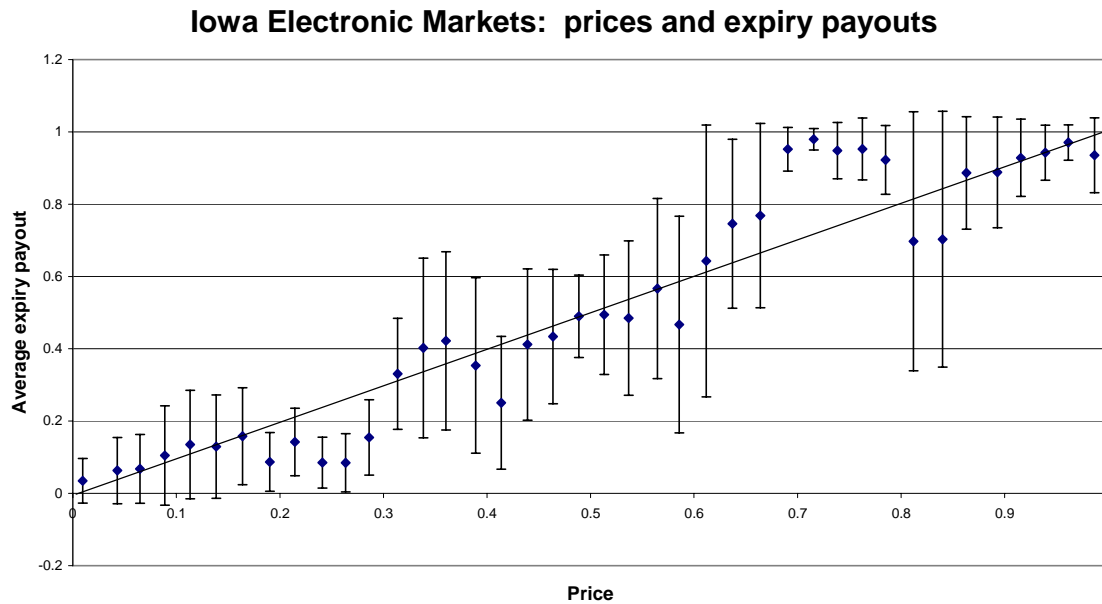




Figure 2



Graph plots the average expiry price of a winner-take-all contract on the Iowa market, conditional on its current price. Data is divided by current price into groups that are 2.5 percentage points wide. Error bars are 95 percent confidence intervals of the estimate of the mean expiry price, calculated from standard errors that are adjusted for sampling the same contract type multiple times. Consecutive groups, however, contain many of the same contracts and thus group means are not independent of each other.

A range of experiments by psychologists suggest that the inability to distinguish small from tiny probabilities is not specific to prediction markets, but rather a result of behavioral biases.

A complementary view also suggests that specific types of trading behavior may lead to an overestimation of small probabilities. Manski (2004) considered a setting in which prediction market traders set their bet sizes to maintain a constant downside risk. If this is the case, they demand 24 times as many contracts when going long at \$0.04 than when shorting the same contract, and, even absent transaction costs, a market price of \$0.04 will reflect the beliefs of traders at the 96<sup>th</sup> percentile of the beliefs distribution.<sup>10</sup> Thus, if errors in subjective probability assessments are symmetric, markets may overestimate low probabilities. Wolfers and Zitzewitz (2005) analyze a broader class of models and find these biases to be generally quite small.

<sup>10</sup> Whether traders use such a budgeting rule is of course an empirical question that remains to be answered.

The framework discussed earlier provided a candidate reason why these biases can persist in equilibrium. The intuition for the result is that when transaction costs are positive, prices near zero or one are set by those with extreme opinions. To give a concrete example, suppose the objective probability for an event is 3 percent, and the market-maker's transaction cost ( $t_{MM}$ ), is 1 percent. In the absence of informed trading or a net market maker position, a market maker will be willing to buy at \$0.02 and sell at \$0.04 percent. If traders also face a transaction cost, ( $t$ ) of \$0.01, then they will buy if their subjective probability is greater than 5 percent and sell if it is less than 1 percent. The former involves an overestimate by a factor of 1.67, the latter an underestimate by a factor of 3. Given these magnitudes, overestimates may be more common than underestimates, leading a risk-averse market maker to set a bid-ask midpoint greater than the objective probability.

### **Separating Correlation and Causation**

Decision market securities are designed to allow one to estimate how expectations of policy outcomes vary with the policy chosen. For example, the Iowa markets ran contracts that paid one penny for each percentage point of the two-party vote share won by the Democrats, conditional on the trader also correctly picking the winner of the Democratic nomination race. The ratio of the price of this contract to the price of a contract that pays \$1 if the candidate is nominated yields an estimate of the expected vote share of each candidate, conditional on the candidate being nominated. In Wolfers and Zitzewitz (2004a), we reported that the expected vote shares on January 29, 2004 were 55% for John Edwards, 50% for John Kerry, and 46% for Howard Dean – if the relevant candidate were to win the nomination.

**Table 1: Contingent Markets: 2004 Presidential Election**  
**Contracts pay according to Vote Share, conditional on the Democratic nominee**

<b>Contract pays conditional on specific Democratic Candidate</b>	<b>Democratic Candidate Vote Share</b> (Contract price, \$) <i>A</i>	<b>Republican Vote Share against this Candidate</b> (Contract price, \$) <i>B</i>	<b>Implied Prob. this Candidate wins Nomination</b> <i>C=A+B</i>	<b>Expected Share of Popular Vote if Nominated</b> <i>D=A/C</i>
John Kerry	\$0.344	\$0.342	68.6%	50.1%
John Edwards	\$0.082	\$0.066	14.8%	55.4%
Howard Dean	\$0.040	\$0.047	8.7%	46.0%
Wesley Clark	\$0.021	\$0.025	4.6%	45.7%
Other Democrats	\$0.015	\$0.017	3.2%	46.9%

Notes: Columns A and B show the prices of contracts that pay a penny for each percentage of the two-party popular vote won by Democrats or Republicans respectively, conditional on picking the winner of the Democratic nomination. (Contracts pay \$0 if the selected candidate does not win the Democratic nomination.)

Source: Closing prices January 29, 2004, Iowa electronic markets.

It is tempting to draw a causal interpretation from these results: that nominating John Edwards would have produced the highest Democratic vote share. Indeed, as the name “decision markets” implies, this is the inference that we are intended to draw, and in many circumstances, the most likely source of a correlation will be causal. (Berg and Rietz, 2003, provide a related account of markets on the 1996 Republican nomination.)

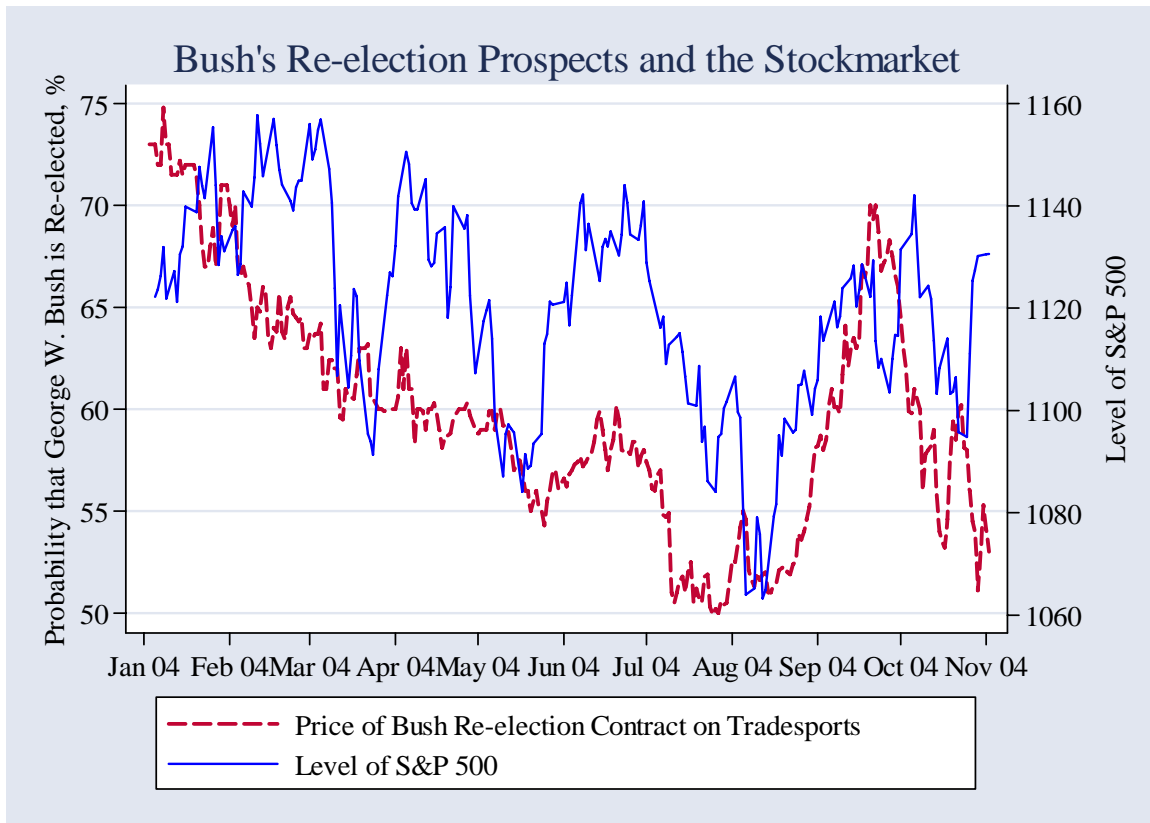
But alternative explanations exist. For example, on January 29<sup>th</sup>, Edwards was behind in the delegate count, and only rated a 15% probability of winning the nomination. A come-from-behind victory would arguably have required a very good campaigning performance by Edwards or a shift in public sympathies towards his “Two Americas” message, either of which would have boded well for his general election performance. The decision market tells us that in the state of the world in which Edwards wins the nomination, he will also probably do well in the general election. This is not the same as saying that he will do well if, based on the decision market, Democrats nominate Edwards.<sup>11</sup>

A related example of the difficulties of separating correlation from causation comes from the analyses in the financial press of the correlation of President Bush’s

<sup>11</sup> Hanson (1999 and 2004) mentions this issue as well, referring to it as “decision selection bias.”

reelection chances with the performance of the stock market.<sup>12</sup> Figure 3, from Snowberg, Wolfers, and Zitzewitz (2005), shows the close relationship between the level of the stock market and the *Tradesports* contract tied to Bush's re-election. Regressing the (log) level of S&P on the level of Bush price yields a coefficient of 0.204, which led several commentators to infer that Bush's reelection would raise the S&P by 20.4 log percentage points. Difference specifications, which are appropriate given that these are asset prices, yield an estimated effect of 8-16 percentage points.<sup>13</sup>

**Figure 3**



Only a few careful commentators noted the potential of an endogeneity issue: bad economic news was hurting both financial markets and Bush's re-election prospects. The disappointing non-farm payrolls report released three weeks prior to the election provides a stark example of the importance of this omitted causal link: immediately upon the

<sup>12</sup> See, for example, Browning, E.S. "As Bush Goes So Goes the Market," *Wall Street Journal*, 9/20/2004, p. C1.

<sup>13</sup> As we encountered in our analysis of the Saddam Security in Leigh, Wolfers and Zitzewitz (2003), bid-ask bounce and slow incorporation of information into the *Tradesports* security require using specifications that allow for these issues.

report's release, the Bush re-election contract fell by 1.5 percentage points (and the S&P 500 future fell by about 0.5 percent).

A common approach to endogeneity issues is to use instrumental variables estimation. In this context, a valid "instrumental event" must affect Bush's reelection probability and affects the stock market only through Bush's reelection probability. The third debate provides one such example.<sup>14</sup> In the three-hour period consisting of the debate and 1½ hours of post-debate spin, the Bush reelection security fell 3 percentage points and the S&P 500 rallied by 10 basis points. The standard deviation of a three-hour S&P move at that time of day is about 9 basis points, so a 95 percent confidence interval around the estimated market effect of the debate would range from -8 to +28 basis points. Scaling this up to an estimate of the effect of the re-election of President Bush relative to a Kerry counterfactual suggests that the effect of Bush's reelection can be bounded by -9.3 and +2.7 percentage points. Wherever the true causal effect lies in this interval, we can be confident that the naïve inference that a Bush White House would raise the value of U.S. equities by 20 percent, was false.

As Snowberg, Wolfers, and Zitzewitz (2005) report, an even starker experiment was provided on election night 2004. Figure 4 shows the price of the Bush security on *Tradesports*, sampled every ten minutes, and the S&P 500 (or the December S&P future when the New York markets closed). Clearly there is strong co-movement in the chart, but the magnitudes are particularly interesting. From 3pm-6pm various websites leaked early exit polls that suggested a likely Kerry presidency. These revelations were accompanied by a 1 percent decline in the S&P and roughly a 25 percentage point decline in the Bush security (from 55 to 30). Later that evening, election returns overturned the exit polls, and from 8:30 pm to 1:00 am ET the Bush security rallied from 30 to over 90 and the stockmarket increased by about 1.5 percent.<sup>15</sup> The former movement scales to an

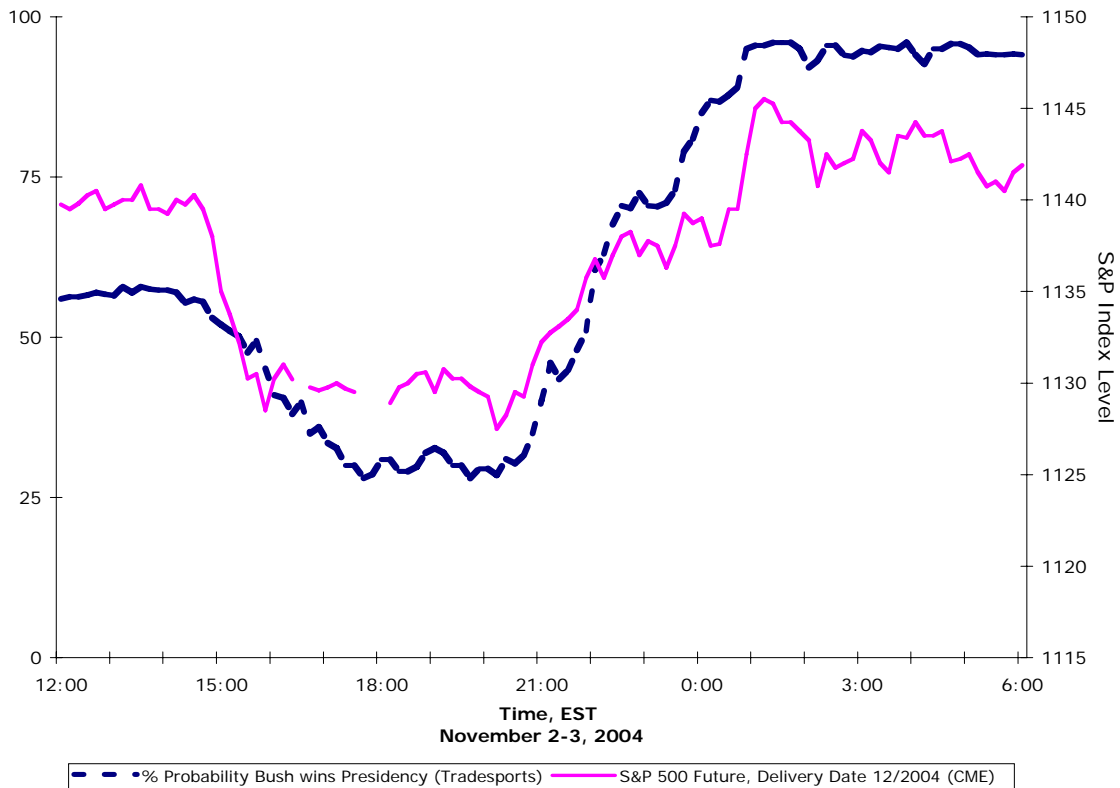
---

<sup>14</sup> The other debates are unfortunately of less use. For the first debate there were no instant polls to objectively determine a winner; it took at least one news cycle for a consensus to emerge that Kerry had won, and this leaves us with too long an event window. The second debate was on a Friday evening when futures markets were closed, and the Vice Presidential debate was considered to be approximately a draw.

<sup>15</sup> The slow incorporation of information in prediction markets is illustrated by Figure 4. The bulk of the exit poll related movement occurred between 2:50 and 3:30 PM ET in the stock market while it lasted until 5:30 ET in the *Tradesports* reelection market. Likewise, the subsequent rally began about 10-20 minutes earlier in the Chicago Mercantile Exchange than on *Tradesports*.

estimated Bush effect of +4 percentage points ( $=-1/-25$ ), the latter to an estimate of +2.5 percentage points ( $=1.5/60$ ).<sup>16</sup> Again, these experiments strongly suggest a different causal effect of a Bush presidency on the stockmarket than a naïve interpretation of Figure 3 suggested.

**Figure 4**



Finally, an instrumental variables approach could potentially be extended to decisions markets. For instance, we argued earlier that the price of the “Democrat Vote Share if Edwards” contingent security only provided an estimate of the correlation between Edwards winning the nomination and the Democrats vote share. An ideal instrument for Edward’s receiving the nomination would be an event that affected the likely winner of the Democratic primary, but not Edwards’ general election chances. One such event might have been if a sex scandal hurt his only rival.<sup>17</sup> And indeed, rather

<sup>16</sup> Standard deviations of S&P changes during the 2:50 to 3:30 PM and 8:30 PM to 1:00 AM windows are 26 and 12 basis points respectively. These imply standard errors of roughly 1 and 0.2 percentage points respectively.

<sup>17</sup> Of course, a sex scandal involving a senior Democrat might affect the general public’s views of all Democrats, which would potentially invalidate this instrument.

than waiting for the event to occur (or as Matt Drudge did, pretending it occurred), we could run prediction markets to derive the market's expectations of the relevant moments required for an IV estimator.

That is, an "IV prediction market" would require five contracts, from which one could derive the two moments required for an IV estimate:

- A contract paying \$1 if Edwards is nominated,  $P_1 = p(\text{Edwards})$
- A contract paying \$1 if Edwards is nominated and a scandal occurs,  $P_2 = p(\text{Edwards} \ \& \ \text{Scandal})$
- A contract paying \$1 if a scandal occurs,  $P_3 = p(\text{Scandal})$
- A contract paying the Democratic vote share if Edwards is nominated and a sex scandal occurred,  $P_4 = E[\text{Democrat Votes} \mid \text{Edwards} \ \& \ \text{Scandal}] * p(\text{Edwards} \ \& \ \text{Scandal})$
- A contract paying the Democratic vote share if Edwards is nominated,  $P_5 = E(\text{Democrat Votes} \mid \text{Edwards}) * p(\text{Edwards})$

The ratio  $P_2/P_3$  yields the probability of Edwards' nomination conditional on a scandal,  $p(\text{Edwards} \mid \text{Scandal})$ . Further, subtracting the unconditional probability of Edwards winning the nomination ( $P_1$ ) yields the increase in probability resulting from the scandal:  $P_2/P_3 - P_1 = p(\text{Edwards} \mid \text{Scandal}) - p(\text{Edwards})$ . This difference is analogous to the first-stage regression coefficient in a Wald Estimator. Likewise, the ratio  $P_4/P_3$  yields Edwards' expected general election vote share condition on a scandal:  $E\{[E(\text{Democrat Votes} \mid \text{Edwards}) * p(\text{Edwards})] \mid \text{Scandal}\} * p(\text{Edwards} \mid \text{Scandal})$ . Subtracting the expected Democratic vote share if Edwards is nominated ( $P_5$ ) yields the effect of the scandal on Edwards' expected general election vote share:  $P_4/P_3 - P_5 = E[\text{Democrat Votes} * p(\text{Edwards}) \mid \text{Scandal}] - E[\text{Democrat Votes} * p(\text{Edwards})]$ . This difference is analogous to the coefficient from the reduced-form regression. The ratio of the reduced-form and the first-stage regression coefficients yields the "Prediction IV" Wald estimator, which in this case would be the ratio of the scandal's effect on Edwards' expected general election vote share and its effect on his chances of winning the nomination, or:

$$\beta^{Prediction\ IV} = \frac{P_4 / (P_3 - P_5)}{P_2 / (P_3 - P_1)}.$$

The numerator of this ratio is the increase in Edwards’ expected general election vote share resulting from the scandal, and the denominator is the increase in his probability of being nominated. Given our identifying assumption that the scandal does not affect Edwards’ general election chances, this ratio provides an estimate of Edwards’ general election performance in states of the world in which he would not have won the nomination but for an exogenous event.<sup>18</sup> It seems plausible that “IV prediction markets” like this better identify causal parameters, and hence yield estimates that are more directly applicable for decision making.<sup>19</sup>

Of course, while we are optimistic that “Prediction IV’s” are feasible, they run into the same five open questions that we asked in this paper:

- Would traders be willing to trade the relevant securities? This is particularly problematic given that few traders have a need to hedge against the types of possible events that make for plausibly exogenous experiments.
- Are the relevant outcomes contractible?
- Are these markets manipulation proof? Even though the prediction IV’s isolate the causal parameter of interest, as is well known, even small changes in the first-stage estimate (or market price) yield large changes in the estimated causal parameter, suggesting that the returns to manipulation may be large.
- Would the market be well calibrated on the small probabilities in these multi-state contingent contracts?

---

<sup>18</sup> Note that as with most applications of IV methods, we identify a Local Average Treatment Effect (LATE). Naturally whether this is the causal parameter of interest depends on the context. For example, if Edwards is of higher average quality in states of the world in which he can take advantage of a small scandal than in states of the world where he can take advantage of a large scandal, then a LATE estimator based on a small scandal may overstate the performance one could expect from exogenously choosing him as the nominee.

<sup>19</sup> Naturally this example shows only one of many such market designs that can be used to recover the causal parameter of interest.



- Can we ever fully separate correlation from causation? As with a lot of other empirical work, it can be hard to find experiments that truly do identify the causal parameter. The one reason for real optimism on this front is that we no longer need wait for natural experiments, but rather can trade on the likely effects of experiments that may never happen.

## **Conclusions**

In a previous paper (Wolfers and Zitzewitz, 2004a), we reviewed much of the accumulated evidence on the operation of prediction markets, concluding on an optimistic note. In this paper, we pose five questions that we argue require answers for prediction markets to reach their considerable potential. The research agenda suggested by these questions spans several fields of economics and encroach significantly on related disciplines.

The first question arguably falls more in the field of marketing than economics: how to attract uninformed order flow to markets? This is important because these traders provide the potential profit motivating informed groups to trade. Lower transaction costs, in both the monetary and the convenience sense, are important, but inherent interest or buzz is clearly an important determinant.

Our second question concerns contractability: how does one trade off interest with outcome contractability? Of course the domain of contracts has expanded considerably over the past few centuries, and there may be lessons in the history of contracts that prediction market designers would be well advised to follow.

Third, many of the corporate and policy decision markets that have been proposed raise questions about manipulation, especially in environments where free entry by arbitrageurs cannot eliminate the problem. With position limits, a prediction market may turn into voting; with no position limits, it may turn into an auction. If the markets literally turn into a complicated version of a vote or an auction, presumably we are better off with the simple version. But one might imagine situations in which they turn into a

hybrid, and more work into understanding when those hybrids are sensible mechanisms could be productive.

Fourth, psychologists and insurance salesmen have known for years that most people are badly calibrated when evaluating small probabilities and some of their difficulties appear to be spilling over into prediction market pricing. Given the current scale of prediction markets, the relevant limit to arbitrage is probably not the agency problems discussed in Shleifer and Vishny (1997) but rather transaction costs. We are optimistic that both declining transaction costs, and carefully framed prediction market contracts will yield more accurate responses.

Finally, there is the issue of separating causation and correlation, a difficult issue, but one that is more or less on empirical economists' home turf. For settings where interpretation of correlations is problematic we propose an "instrumental events" approach for analyses based on time series movements, and an analog in contingent markets - "Prediction IV's" - which may help isolate causal parameters.

## References

- Abramowicz, Michael (2004), "Information Markets, Administrative Decisionmaking, and Predictive Cost-Benefit Analysis", *University of Chicago Law Review*, 71(3).
- Berg, Joyce and Thomas Rietz (2003), "Prediction Markets as Decision Support Systems", *Information Systems Frontiers*, 5(1), 79-93.
- Chen, Kay-Yut and Charles Plott (2002), "Information Aggregation Mechanisms: Concept, Design and Field Implementation for a Sales Forecasting Problem."
- Forsythe, Robert, Forrest Nelson, George R. Neumann, and Jack Wright (1992), "Anatomy of an experimental political stock market." *American Economic Review*, 82(5), 1142-1161.
- Hahn, Robert and Paul Tetlock (2004), "Using Information Markets to Improve Policy", *AEI-Brookings Center Working Paper #04-18*.
- Hanson, Robin (1999), "Decision Markets", *IEEE Intelligent Systems*, 14(3), 16-19.
- Hanson, Robin (2003), "Shall We Vote on Values, But Bet on Beliefs?", *mimeo*, George Mason University.
- Hanson, Robin (2004), "Impolite Innovation: The Technology and Politics of 'Terrorism Futures' and Other Decision Markets," *mimeo*, George Mason University.
- Hanson, Robin and Ryan Oprea (2004), "Manipulators Increase Market Accuracy," *mimeo*, George Mason University.
- Kyle, Albert (1985), "Continuous Auctions and Insider Trading," *Econometrica*, 53, 1315-1336.
- Leigh, Andrew, Justin Wolfers and Eric Zitzewitz (2003), "What do Financial Markets Think of War in Iraq?", *NBER Working Paper 9587*.
- Milgrom, Paul and Nancy Stokey (1982), "Information, Trade and Common Knowledge", *Journal of Economic Theory*, 26.
- Ortner, Gerhard (1998), "Forecasting Markets – An Industrial Application", *mimeo*, Technical University of Vienna.
- Shleifer, Andrei and Robert Vishny (1997), "The Limits of Arbitrage," *Journal of Finance* 52(1), 35-55.
- Servan-Schreiber, Emile, Justin Wolfers, David Pennock and Brian Galebach (2004), "Prediction Markets: Does Money Matter?", *Electronic Markets* 14(3).

Slemrod, Joel and Timoth Greimel (1999), "Did Steve Forbes Scare the Municipal Bond Market?", *Journal of Public Economics*, 74(1), 81-96.

Snowberg, Erik, Justin Wolfers, and Eric Zitzewitz (2005), "Partisan Impacts on the Economy: Evidence From Prediction Markets and Close Elections," *mimeo*, Stanford GSB.

Strumpf, Koleman (2004), "Manipulating the Iowa Political Stock Market", *mimeo*, University of North Carolina.

Thaler, Richard H., and William T. Ziemba (1988), "Anomalies: Parimutuel Betting Markets: Racetracks and Lotteries," *Journal of Economic Perspectives*, Vol. 2, No. 2. Spring, pp. 161-174.

Wolfers, Justin and Eric Zitzewitz (2004a), "Prediction Markets," *Journal of Economic Perspectives*, 18(2).

Wolfers, Justin and Eric Zitzewitz (2004b), "Experimental Political Betting Markets and the 2004 Election," *Economist's Voice*, Vol. 1, No. 2.

Wolfers, Justin and Eric Zitzewitz, (2005), "Interpreting Prediction Market Prices as Probabilities," *mimeo*, University of Pennsylvania.