

Bayer, Patrick; Timmins, Christopher

**Working Paper**

## A Note on the Equilibrium Properties of Locational Sorting Models

Center Discussion Paper, No. 861

**Provided in Cooperation with:**

Yale University, Economic Growth Center (EGC)

*Suggested Citation:* Bayer, Patrick; Timmins, Christopher (2003) : A Note on the Equilibrium Properties of Locational Sorting Models, Center Discussion Paper, No. 861, Yale University, Economic Growth Center, New Haven, CT

This Version is available at:

<https://hdl.handle.net/10419/98289>

**Standard-Nutzungsbedingungen:**

Die Dokumente auf EconStor dürfen zu eigenen wissenschaftlichen Zwecken und zum Privatgebrauch gespeichert und kopiert werden.

Sie dürfen die Dokumente nicht für öffentliche oder kommerzielle Zwecke vervielfältigen, öffentlich ausstellen, öffentlich zugänglich machen, vertreiben oder anderweitig nutzen.

Sofern die Verfasser die Dokumente unter Open-Content-Lizenzen (insbesondere CC-Lizenzen) zur Verfügung gestellt haben sollten, gelten abweichend von diesen Nutzungsbedingungen die in der dort genannten Lizenz gewährten Nutzungsrechte.

**Terms of use:**

*Documents in EconStor may be saved and copied for your personal and scholarly purposes.*

*You are not to copy documents for public or commercial purposes, to exhibit the documents publicly, to make them publicly available on the internet, or to distribute or otherwise use the documents in public.*

*If the documents have been made available under an Open Content Licence (especially Creative Commons Licences), you may exercise further usage rights as specified in the indicated licence.*

ECONOMIC GROWTH CENTER  
YALE UNIVERSITY  
P.O. Box 208269  
New Haven, CT 06520-8269  
<http://www.econ.yale.edu/~egcenter/>

CENTER DISCUSSION PAPER NO. 861

**A NOTE ON THE EQUILIBRIUM PROPERTIES OF  
LOCATIONAL SORTING MODELS**

**Patrick Bayer**  
Yale University

and

**Christopher Timmins**  
Yale University

July 2003

Notes: Center Discussion Papers are preliminary materials circulated to stimulate discussions and critical comments.

The authors wish to thank Dan Akerberg, Steve Berry, William Brock, Don Brown, Greg Crawford, Steve Durlauf, Penny Goldberg, Vernon Henderson, Michael Keane, Robert McMillan, Stephen Morris, Marc Rysman, Steven Stern, Chris Udry and two anonymous referees for their helpful comments and suggestions. We gratefully acknowledge financial support provided from the NSF under grant SES-0137289. Correspondence may be sent to either author at 37 Hillhouse Avenue, Department of Economics, Yale University, New Haven, CT 06511, email: [christopher.timmins@yale.edu](mailto:christopher.timmins@yale.edu), [patrick.bayer@yale.edu](mailto:patrick.bayer@yale.edu).

This paper can be downloaded without charge from the Social Science Research Network electronic library at: <http://ssrn.com/abstract=430381>

An index to papers in the Economic Growth Center Discussion Paper Series is located at: <http://www.econ.yale.edu/~egcenter/research.htm>

# A Note on the Equilibrium Properties of Locational Sorting Models

Patrick Bayer and Christopher Timmins

## Abstract

A central feature of many models of location choice – whether of firms or households, within or across cities – is the role of *local interactions* or *spillovers*, whereby the payoffs from choosing a location depend in part on the number or attributes of other individuals or firms that choose the same or nearby locations in equilibrium. The main goal of this paper is to develop the equilibrium properties of a broadly applicable and readily estimable class of sorting models that allow the location decision to depend on both fixed local attributes (including unobserved attributes) and such local interactions. In particular, we prove uniqueness in the case of congestion effects and use a series of simulations to demonstrate that a unique equilibrium is more likely to obtain (i) the smaller are any agglomeration effects, (ii) the larger are the set of choices available to the agents, (iii) the more “meaningful variation” there is in those choices, and (iv) the more heterogeneous are the agents themselves. This is encouraging for the use of our model to describe the sorting of individuals and firms over geographic space, where the number of choices is usually large and variation in exogenous fixed attributes can be important. Moreover, these results conveniently coincide with the conditions required for econometric identification of our model.

*JEL Classifications:* H0, R0, R2, R3

*Keywords:* Local Spillovers, Social Interactions, Economic Geography, Natural Advantage, Endogenous Sorting, Discrete Choice Models, Agglomeration, Congestion, Random Utility

## 1 INTRODUCTION

Models of location choice – whether of firms or households, within or across cities – have long been central in urban and public economics. From the inter-jurisdictional sorting models of Tiebout (1956) to the models of segregation developed by Schelling (1969, 1971) to the “new economic geography” of Fujita, Krugman, and Venables (2000), a central feature of these models has been the role of *local interactions* or *spillovers*, whereby the payoffs from choosing a location depend in part on the number or attributes of other individuals or firms that choose the same or nearby locations in equilibrium. In some cases, these local spillovers operate through anonymous channels, with payoffs depending upon simply the number of other individuals or firms selecting the same location, while in other circumstances, the attributes of one’s neighbors (e.g., race, income, or education in the case of individuals, and industry classification in the case of firms) might matter as well.

It is the interplay between these sorts of spillovers and the *natural advantages* embedded in the landscape of alternative locations that can explain, at a regional level, the geographic and size distribution of cities, and at an urban level, the stratification of households across communities on the basis of income, education, and race, neighborhood density patterns, ethnic enclaves, ghettos, and problems of inner-city decay and suburban sprawl. Recent empirical work aimed at distinguishing the magnitude of local interactions has focused on subjects as diverse as crime in cities [Glaeser, Sacerdote, and Scheinkman (1996)], racial segregation [Bayer, McMillan, and Rueben (2002)], interjurisdictional sorting related to schooling [Epple and Sieg (1999), Bayer, Ferreira, and McMillan (2003)], human capital spillovers in the labor market [Morretti(2002)], the general equilibrium effects of environmental policy [Sieg et. al. (2003), Timmins (2003)], welfare participation [Bertrand et. al. (2000)], unemployment spells [Topa (2001)], development economics [Deichmann et. al. (2002), Krugman (1995)] and agglomeration economies in firm locations and investment [Henderson (1999)], among many others.

In light of this growing empirical literature, the main goal of this paper is to develop the equilibrium properties of a broadly applicable and readily estimable class of sorting models that includes local spillovers of the sort found in the contexts described above. Building on the random utility framework of McFadden (1978), the key feature of this class of models is that it allows the location decision to depend on both fixed local attributes (including unobserved attributes) and local interactions or spillovers. In related work [Bayer and Timmins (2003)], we develop an estimator for this class of models that provides for the identification of local spillovers even in the presence of unobservable local attributes. The goal of this paper is modest in comparison. In particular, we define and prove the existence of an equilibrium for this class of sorting models and explore the uniqueness properties of that equilibrium. The estimation strategy we develop in Bayer and Timmins (2003) is based on first-order conditions derived from agents' optimal location decisions, and at no point requires a unique equilibrium for estimation purposes.<sup>1</sup> Uniqueness becomes a valuable feature of the sorting problem, however, when the goal is to simulate the equilibrium responses of individuals to a large policy change. In this case, the presence of multiple potential equilibria (while an unavoidable feature of reality in many problems) makes it difficult to draw strong policy conclusions. When the choice environment in question contains more than two alternatives, uniqueness can only be guaranteed in the presence of a congestion effect. In the presence of an agglomeration effect, whether a unique equilibrium obtains depends explicitly on the context of a particular data environment in a manner that is not possible to characterize analytically. For this reason, we use a series of simulations to explore how the primitives of the economic environment affect the likelihood that the sorting equilibrium is unique in this case.

The paper proceeds as follows. In Section 2, we describe the equilibrium model of locational sorting and demonstrate the existence of an equilibrium with a simple application of Brouwer's fixed-point theorem. In Section 3, we describe a set of sufficiency conditions for uniqueness of that equilibrium, and illustrate that the determination of uniqueness for a particular application will depend upon the size of any agglomeration

---

<sup>1</sup> This is in contrast to pure likelihood-based algorithms for estimating the utility effects of spillovers, which require uniqueness or an arbitrary equilibrium selection rule when there are more than one.

effect and the specific features of the data set. In Section 4, we illustrate how the maximum agglomeration effect that can sustain a unique equilibrium (or “uniqueness threshold”) varies with observable features of simulated data. Section 5 extends the intuition of that discussion to broader forms of local spillovers in which individuals care about the type (as opposed to just the number) of their neighbors. Section 6 concludes.

## 2 EQUILIBRIUM IN A MODEL OF LOCATIONAL SORTING

This section sets out a model of locational sorting and demonstrates that an equilibrium exists. To help fix ideas, we restrict attention to a model of residential location choice with anonymous local spillovers that can have a positive (agglomeration) or negative (congestion) effect on utility.<sup>2</sup> A straightforward extension of this framework could be used to study spillovers that depend upon both the number and attributes of other households choosing the same location, as would arise in a model of racial segregation or sorting due to differences in local public goods provision across communities. In describing the uniqueness properties of the model below, we provide intuition for how the results presented here extend to this more general case.

Consider a setting in which each individual  $i$  chooses a location (indexed by  $j$ ) in order to maximize utility,  $U_{i,j}$  given by:<sup>3</sup>

$$U_{i,j} = X_j' \beta_i + \alpha \sigma_j + \xi_j + \varepsilon_{i,j} \tag{2.1}$$

where each location  $j$  is described by (i) an observable vector of attributes,  $X_j$ , (ii) the share of individuals who choose this location  $j$ ,  $\sigma_j$ , and (iii) a location-specific unobservable  $\xi_j$ , which we assume to be invariant to the

---

<sup>2</sup> The model could also easily be adapted to study the spatial sorting of firms, where a profit rather than utility function would govern behavior.

<sup>3</sup> The basic form of this utility function is based on the random utility model developed in McFadden (1978) and the specification of Berry, Levinsohn, and Pakes (1995), which includes choice-specific unobservable characteristics. We use the linear form for utility to make examining the equilibrium properties of the model as clear as possible.

location decisions made by the individuals in the model. The taste parameters in equation (2.1) may vary with observable  $Z_i$  and unobservable  $v_i$  individual characteristics:

$$\beta_i = \gamma + Z_i\phi + v_i \quad (2.2)$$

and individuals can have unobserved idiosyncratic preferences (over and above the shared component  $\zeta_j$ ) for location  $j$ ,  $\varepsilon_{i,j}$ .

The inclusion of  $\sigma_j$  allows for anonymous local spillovers. Such spillovers must ultimately derive from some underlying mechanism. For example, households may desire to live in large metropolitan areas because of the size and scope of the labor market or the urban amenities that large cities provide. At the same time, the increased congestion may detract from the utility provided by large versus small cities. When such mechanisms are observed in the data, they can be included directly in the utility function. In many empirical settings, however, the mechanisms through which local spillovers operate are more numerous, more difficult to characterize, or less easily measured, and the inclusion of  $\sigma_j$  in the utility function distinguishes the collective magnitude of these local spillovers.

Finally, it is important to note three simplifying assumptions that we maintain throughout this paper. First, we assume that an individual's utility from selecting location  $j$  is affected only by the characteristics of that location, including the share of individuals who also choose it. In general, the model can be extended to account for the possibility of spillovers across locations (i.e., where the attributes of nearby alternatives enter directly into the utility received from choosing location  $j$ ). Second, while it is straightforward to include other endogenous variables in the analysis (the most important of which is a price associated with choosing each location), we ignore the role of prices and other endogenous variables (e.g., wages, if we consider equilibrium in local labor markets) in order to focus attention on the key issues concerning the equilibrium

properties of the sorting model related to local spillovers.<sup>4</sup> Finally, we assume that the coefficient on the share of the population that selects alternative  $j$ ,  $\sigma_j$ , is constant across individuals. This assumption makes distinguishing models with agglomeration and congestion interactions a simple matter of determining whether  $\alpha$  is greater than or less than zero, which is helpful in characterizing the equilibrium properties of the model.

Throughout our analysis, we assume that individual  $i$ 's vector of unobserved preferences  $\bar{\varepsilon}_i$  is observed by all of the other individuals in the model, and that agents play a static simultaneous-move game according to a Nash equilibrium concept. Moreover, we assume that a continuum of individuals with different unobserved preferences exists for each vector of observed characteristics  $Z_i$  that occurs in the world. This assumption (which is essentially that the number of agents is sufficiently large to avoid integer problems) ensures that the unobserved components of preferences can be integrated out.<sup>5</sup> The resulting choice probabilities depict the distribution of location decisions that would result from a continuum of individuals with a given set of observed characteristics  $Z_i$ , each responding to his particular unobserved preferences.<sup>6</sup>

---

<sup>4</sup> See Bayer, McMillan, and Rueben (2002) and Timmins (2003) for explicit analyses of sorting models with local spillovers and endogenous prices.

<sup>5</sup> Note that it is possible to incorporate other assumptions concerning the nature of idiosyncratic preferences and the equilibrium concept within this framework. We could, for example, treat each household's idiosyncratic preferences as private information and relax the assumption that each household observed in the data represents a continuum of other households. In this case, the choice probabilities correspond to the expected decisions of other agents (possibly masking important elements of strategic interactions between households). Seim (2001) uses this interpretation of the error structure, along with a Bayesian-Nash equilibrium concept, in estimating a model of entry in retail markets. In developing the theoretical properties of the equilibrium, the estimation procedure, and the identification strategy, we work with the interpretation of  $\bar{\varepsilon}_i$  specified above.

<sup>6</sup> It is worth noting that the use of choice probabilities does not affect the attractive properties of the choice framework related to self-selection. Among the continuum of individuals, those individuals that choose each particular alternative  $j$  will be those that get a relatively high draw of  $\varepsilon_{ij}$  relative to the other choices. In this way, the set of individuals predicted to choose an alternative are those that place the highest value on it, as governed by both their characteristics and idiosyncratic preferences.



Given the utility specification described in equation (2.1), the probability  $P_{ij}$  that individual  $i$  chooses alternative  $j$  can be written as a function of the vectors of choice characteristics (both observed and unobserved) and individual  $i$ 's observed characteristics  $Z_i$ :

$$P_{i,j} = g_{i,j}(Z_i, \bar{X}, \bar{\sigma}, \bar{\xi}) \quad \forall i, j \quad (2.3)$$

Aggregating these probabilities over all individuals yields the share choosing location  $j$ :

$$\sigma_j = \int g_{i,j}(Z_i, \bar{X}, \bar{\sigma}, \bar{\xi}) dh(\bar{Z}) \quad \forall j \quad (2.4)$$

which, re-written in vector notation, is given by:

$$\bar{\sigma} = g(h(\bar{Z}), \bar{X}, \bar{\sigma}, \bar{\xi}; \theta) \quad (2.5)$$

where  $h(\bar{Z})$  is the density of individual characteristics in the population. This system of equations implicitly defines the vector of population shares  $\bar{\sigma}$  and maps  $[0,1]^J$  into itself, where  $J$  is the total number of alternatives in the discrete choice set. We define a *sorting equilibrium* to be a set of individual location decisions that are each optimal given the location decisions of all other individuals in the population. Because any fixed point of (2.5) is associated with a set of location decisions that satisfy the conditions for a sorting equilibrium, we are now in position to prove the following proposition.<sup>7</sup>

---

<sup>7</sup> In fact, in this perfect information setting, all potential equilibria must be associated with a distinct fixed point of the mapping defined in equation (2.5).

**Proposition 1** *If  $\bar{\varepsilon}_i$  is drawn from a continuous, well-defined distribution function and  $U_{i,j}$ , as defined in equation (2.1), is a continuous function of  $\sigma_j$ ,  $\alpha$ ,  $j$ , a sorting equilibrium exists.*

**Proof:** The assumptions imply that equation (2.5) implicitly defines  $\bar{\sigma}$  as a continuous mapping of a closed and bounded interval into itself. The existence of a fixed point of this mapping,  $\bar{\sigma}^*$ , follows directly from Brouwer’s fixed-point theorem. Any fixed point,  $\bar{\sigma}^*$ , is associated with a unique set of choice probabilities given in equation (2.3) that satisfy the conditions for a sorting equilibrium. Consequently, the existence of a fixed point,  $\bar{\sigma}^*$ , implies the existence of a sorting equilibrium. ***Q.E.D.***

Under the simple set of continuity assumptions described in Proposition 1, which are reasonable in many empirical settings, an equilibrium will always exist for this class of models. We now characterize the conditions under which this equilibrium is unique.

### 3 UNIQUENESS

In general, whether a unique equilibrium arises is related to four features of the choice problem: (i) the sign and magnitude of the social interaction,  $\alpha$ ; (ii) the meaningful variation in household tastes; (iii) the meaningful variation in fixed attributes across choices; and (iv) the total number of choices,  $J$ .<sup>8</sup> In a slightly different setting with regards to the information structure and in a model with two alternatives, Brock and Durlauf (2001) demonstrate that a unique equilibrium arises in the presence of a congestion interaction or whenever an agglomeration interaction is small relative to the difference in the fixed (private) utility offered

---

<sup>8</sup> The expression “meaningful variation” incorporates both the underlying variation in the data and the importance of the given characteristic in the utility function. Thus, a choice attribute can have no meaningful variation even it has a positive variance if individuals do not value this attribute when selecting an alternative.

by the two alternatives. The goal of this section is to demonstrate that the general nature of this result extends to the sorting model described here.

To facilitate this analysis consider the function that implicitly defines the share of individuals that choose each alternative:

$$\sigma_j = \sum_i P_{i,j} = \sum_i g_{i,j}(Z_i, \nu_i, \bar{X}, \bar{\sigma}, \bar{\xi}) = g_j(Z_i, \nu_i, \bar{X}, \bar{\sigma}, \bar{\xi}) \quad (3.1)$$

which can be rewritten in vector notation as:

$$\Psi(Z_i, \nu_i, \bar{X}, \bar{\sigma}, \bar{\xi}) = \bar{\sigma} - g(Z_i, \nu_i, \bar{X}, \bar{\sigma}, \bar{\xi}) = 0 \quad (3.2)$$

We begin by considering the case of a congestion interaction (i.e.,  $\alpha < 0$ ). In this case, it is possible to prove the following proposition:

**Proposition 2** *If  $\bar{\varepsilon}_i$  is drawn from a continuous, well-defined distribution function and  $U_{i,j}$  is defined as in equation (2.1), the sorting equilibrium is unique in the presence of a congestion interaction,  $\alpha < 0$ .*

**Proof:** The matrix of partial derivatives of  $\Psi$  with respect to  $\bar{\sigma}$ , which we label  $\Psi_l$ , has diagonal elements  $(1 - \lambda_j / \lambda_j) > 1$  and off-diagonal elements  $\lambda_j / \lambda_k < 0$ . Moreover,  $\sum_{k,j} |\lambda_j / \lambda_k| = |\lambda_j / \lambda_j|$  because increasing all shares in the utility function by the same amount does not change any individual's decision and, consequently, leaves all decisions and, consequently, all shares unchanged.<sup>9</sup> Thus,  $\Psi_l$  is a matrix with a positive dominant diagonal, and as a consequence, the equation  $\Psi = 0$  has a unique solution. ***Q.E.D.***

---

<sup>9</sup> That  $\sum_{k,j} |\lambda_j / \lambda_k| = |\lambda_j / \lambda_j|$  follows from the fact that  $\lambda_j / \lambda_j + \sum_{k,j} \lambda_j / \lambda_k = 0$ ,  $\lambda_j / \lambda_j$  is strictly negative, and  $\lambda_j / \lambda_k$  is strictly positive for  $k, j$ .

In the presence of an agglomeration interaction, the equilibrium is no longer generically unique. In this case, the following proposition holds:

**Proposition 3** *If  $\bar{\varepsilon}_i$  is drawn from a continuous, well-defined distribution function and  $U_{i,j}$  is defined as in equation (2.1), the sorting equilibrium is unique in the presence of a moderate agglomeration interaction,  $0 < \alpha < T$ , where  $T$  is a function of the primitives of the model including the distributions of household tastes and exogenous choice attributes. In particular, a threshold  $T$  can be defined as the maximum  $\alpha$  such that  $\sum_k |\lambda_{kj} / \lambda_{kj}| < 1$ .*

**Proof:** When  $\sum_k |\lambda_{kj} / \lambda_{kj}| < 1$ , the matrix  $\Psi_l$  has diagonal elements  $(1 - \lambda_{jj} / \lambda_{jj})$  that are each positive and exceed the sum of the off-diagonal elements  $\sum_{k,j} |\lambda_{kj} / \lambda_{kj}|$ . Thus,  $\Psi_l$  is again a matrix with a positive dominant diagonal, and as a consequence, the equation  $\Psi = 0$  has a unique solution. ***Q.E.D.***

Propositions 2 and 3 echo the key result concerning uniqueness developed by Brock and Durlauf (2001) for the binary choice case. Proposition 3 also echoes the uniqueness result presented in Glaeser and Scheinkman (2002) for social multipliers. We adopt their phrase *moderate social interactions* (MSI) to refer to agglomeration interactions below the threshold  $T$ . Note that the threshold value suggested in Proposition 3 is generally not the maximum value of  $\alpha$  for which a unique equilibrium obtains as  $\sum_k |\lambda_{kj} / \lambda_{kj}| < 1$  is a sufficient but not necessary condition for uniqueness.

#### 4 SIMULATIONS

Proposition 3 is unsatisfying in that it provides no intuition for how the conditions of the economic environment under study affect the maximum value of  $\alpha$  for which a unique equilibrium obtains. As described above, Brock and Durlauf (2001) provides an analytical solution for this maximum value for the

binary choice setting but, as described in Brock and Durlauf (2003), obtaining an analytical solution is impossible in a multinomial choice setting except in extremely special cases of the model (e.g., for cases where the private component of utility is constant across both choices and individuals,

$$K = X'_j \beta_i + \xi_j \quad (4.1)$$

for all  $i, j$ ). Moreover, even if one was to fully characterize the distributions that govern the data generating process describing choice characteristics and tastes  $(X_j, \beta_i, \xi_j)$ , the maximum value of  $\alpha$  for which a unique equilibrium obtains varies with the actual realizations of choice characteristics and tastes in the data.

Consequently, in order to explore how the primitives of the model affect the maximum  $\alpha$  such that a unique equilibrium arises for all agglomeration interactions less than that value, we conduct a series of simulations that calculate this threshold value  $T$  for a particular draw of a data set given the primitives of the empirical setting. The results of these simulations describe the distribution of  $T$  for a given empirical setting and, consequently, by varying the model's primitives we are able to draw conclusions about how these primitives affect the likelihood that a unique equilibrium obtains.

For these simulations, we consider the following simplified version of the utility function shown in equation (2.1):

$$U_{i,j} = \beta_i x_j + \alpha \sigma_j + \varepsilon_{i,j} \quad (4.2)$$

We assume that  $x_j$  has only a single dimension and that  $\beta_i$  is distributed *i.i.d.* normal with mean  $\beta_0$  and variance  $\sigma_\beta^2$ . We also assume that  $\varepsilon_{i,j}$  is distributed according to the Weibull distribution and that the variance of  $x$  across choices is given by  $\sigma_x^2$ . While crucially important for estimation, the distinction between observable and unobservable (to the econometrician) household and choice characteristics is meaningless

when studying whether a unique equilibrium arises and thus we drop  $\xi_j$  and observable taste shifters from the analysis.

The maximum threshold  $T$  is generally a function of the particular features of the data and consequently, cannot be related analytically to a simple moment of the data such as  $\sigma_x^2$ . Consequently, we present a series of simulations that calculate  $T$  for a particular draw of a data set given the basic features of the empirical setting: (i) the number of choices,  $J$ ; (ii) the meaningful variation in exogenous choice characteristics,  $\beta_0 \sigma_x^2$ ; and (iii) the heterogeneity in household preferences,  $\sigma_\beta^2$ . By repeating this calculation for a large number of simulations, we are able to characterize the distribution of  $T$  for a given empirical setting.

For each simulation, the method that we use to calculate the maximum agglomeration interaction for which a unique equilibrium exists is as follows. The procedure starts by fixing the three parameters:  $J, \beta_0 \sigma_x^2$ , and  $\sigma_\beta^2$ . Beginning with  $\alpha = 0.01$  and the share of the population that chooses Choice 1 equal to one, (i.e.,  $\sigma_1 = 1; \sigma_j = 0, \forall j \dots 1$ ), we calculate the share of individuals that chooses each alternative according to the utility specification shown in equation (4.2). This yields a new vector of predicted shares, which we then use in recalculating the share of individuals that choose each alternative. We iterate until this procedure converges to a fixed point  $\bar{\sigma}^{1,*}$ , where the superscript refers to the fixed point that results from starting with  $\sigma_1 = 1$ . We then repeat the procedure, setting the share of the population that chooses Choice 2 equal to one and again iterating until the procedure converges to a fixed point:  $\bar{\sigma}^{2,*}$ . Repeating this procedure starting the share of the population at each alternative 1, 2, ...,  $J$ , we calculate  $\bar{\sigma}^{1,*}, \bar{\sigma}^{2,*}, \dots, \bar{\sigma}^{J,*}$ . If, on the one hand,  $\bar{\sigma}^{k,*} \dots \bar{\sigma}^{l,*}$  for any  $k$  and  $l$ , clearly two distinct fixed points exist and we conclude that the sorting equilibrium is not unique for  $\alpha = 0.01$ . If, on the other hand,  $\bar{\sigma}^{k,*} = \bar{\sigma}^{l,*}$  for all  $k$  and  $l$ , we conclude that the sorting equilibrium is unique for  $\alpha = 0.01$ . If we determine that the sorting equilibrium is unique for  $\alpha = 0.01$ , we set  $\alpha = 0.02$  and repeat this procedure, increasing  $\alpha$  until we find an  $\alpha$  that gives rise to distinct

fixed points. While one cannot conclude immediately that the sorting equilibrium is unique when  $\bar{\sigma}^{k,*} = \bar{\sigma}^{l,*}$  for all  $k$  and  $l$ , we conjecture that this is indeed so. We do not prove this conjecture generally, but its logic can easily be seen in the two-dimensional case. With the assumptions made above concerning the utility specification shown in equation (4.2), we know that

$$\sigma_j = \sum_i P_{i,j} = \sum_i \left( \frac{\exp(\beta_i x_j + \alpha \sigma_j)}{\sum_k \exp(\beta_i x_k + \alpha \sigma_k)} \right) = g_j(\bar{\sigma}) \quad (4.3)$$

Two key properties hold for this function. First,  $0 < g_j < 1$  for all possible vectors  $\bar{\sigma}$  and second,  $g_j$  is a monotonic, increasing function in  $\sigma_j$  when  $\alpha > 0$ . Figure 1 illustrates two possible mappings  $g_j(s_j)$  for the two-dimensional case. The first property ensures that  $g_j(1) < 1$  and thus lies below the 45E line, which when combined with monotonicity assumption ensures that iterating according to equation (4.3) leads to the fixed point with the greatest value for  $\sigma_j$ , point  $A$  in the figure on the right. Thus, when multiple fixed points are present, as shown in that figure, iterating equation (4.3) starting from the point  $\sigma_1 = 1$  will converge to the fixed point  $A$  and starting with  $\sigma_2 = 1$  (i.e.,  $\sigma_1 = 0$ ) will converge to the fixed point  $C$ . When a single fixed point is in fact present (i.e., shown in the figure to the left), iterating on equation (4.3) will converge to it from either starting point. We conjecture that the logic of this two-dimensional case extends to the many dimensional case, but do not prove this conjecture here.

The first set of simulations are designed to demonstrate how the threshold agglomeration effect  $T$  varies with the size of the choice set. Figure 2, which is based on 100 simulations for each choice set size  $J$ , illustrates the median, minimum, and maximum of the distribution at each choice-set size for  $\beta_0 \sigma_x^2 = 1$ ,  $\sigma_\beta^2 = 0$ . In order to characterize how meaningful variation in the exogenous characteristics of the choice set affects the maximum  $\alpha$  that can sustain a unique equilibrium, we conduct additional simulations for integer values of  $\beta_0 \sigma_x^2$  ranging from 1 to 10. Figure 3 illustrates the results for this case, with  $J = 5$  and  $\sigma_\beta^2 = 0$ :

Finally, in order to explore how individual heterogeneity affects the maximum value of  $\alpha$  that can sustain a unique equilibrium, we compare the results with  $\sigma_\beta^2 = 0, 1, \text{ and } 2$ . Cases with  $\sigma_\beta^2 > 0$  are not subject to the Independence of Irrelevant Alternatives (IIA) property at the aggregate level as in the multinomial logit case  $\sigma_\beta^2 = 0$ . In this way, these specifications also demonstrate the robustness of the above results to the IIA property. The richer individual heterogeneity strengthens the simulation results described above as illustrated in Figure 4. The figure is constructed for alternative choice set sizes with  $\beta_0 \sigma_x^2 = 1$ ; solid lines bound the 25th and 75th percentiles of the distributions of the threshold  $\alpha$ 's, and moving from bottom to top, dashed lines denote the medians of the simulated feedback effects when  $\sigma_\beta^2 = 0, 1, \text{ and } 2$ , respectively. A clear increase in the maximum sustainable agglomeration effect accompanies increasing heterogeneity in individual preferences. Beyond a choice-set size of  $J = 25$ , the three confidence bands are practically disjoint.

These simulation results support the following conclusions. Conditional on the primitives of the sorting model, the mean  $T$  defined over a series of randomly drawn data sets is an increasing function of: (i) the number of alternatives; (ii) the variation in the contribution to utility made by the exogenous attributes of the choice set; and (iii) the heterogeneity in individual preferences.

These conclusions echo results found earlier in the network and social effects literatures; Katz and Shapiro (1994), for example, write that “consumer heterogeneity and product differentiation tend to limit tipping and sustain multiple networks. If the rival systems have distinct features sought by certain consumers, two or more systems may be able to survive by catering to consumers who care more about product attributes than network size.” Likewise, in studying uniqueness in a model of Tiebout sorting, Nechyba (1999) points out that when “communities are sufficiently different in their inherent desirability, the partition of households into communities is unique.” Finally, Brock and Durlauf (2001) state, “one is most likely to observe multiplicity (in equilibria) in those social environments in which private utility renders individuals relatively close to indifferent between choices.”



## 5 BROADER FORMS OF SOCIAL INTERACTIONS

It is straightforward to extend the model developed above to incorporate broader forms of social interactions that allow, for example, households from a particular group to prefer to live in neighborhoods or communities with other households from the same group. Such a model might be used to describe neighborhood sorting based on racial preferences [Schelling (1969, 1971)] or community sorting governed by concerns over the provision of local public goods [Tiebout (1956)]. In these cases, preferences are naturally defined in terms of the characteristics, rather than the number, of other households that choose the same location. Because a complete set of results to describe such sorting would be analogous to those presented above and would substantially increase the length of the paper, we instead provide intuition for how the results of the previous section extend to this case.

Consider a simple setting with two types of households ( $A$ ,  $B$ ) with preferences defined over the fraction of households of a particular type that choose the same neighborhood. Let the preferences of households of type  $k$  for location  $j$  be written as:

$$U_{i,j,k} = X_j' \beta_k + \alpha_k \sigma_j^A + \xi_j + \varepsilon_{i,j,k} \quad (5.1)$$

where  $\sigma_j^A$  represents the proportion of individuals in neighborhood  $j$  of type  $A$ . In this case, self-segregating preferences would be characterized by a positive value of  $\alpha_A$  and a negative value of  $\alpha_B$ . The intensity of preference for self-segregation could then be measured by  $\alpha_A - \alpha_B$ .

The uniqueness properties of the model in this setting generally relate to differences in the preferences of the two types in equation (5.1). Results analogous to those stated in Conjecture 1 would imply that, conditional on the primitives of the sorting model, the maximum strength of preferences for self-segregation ( $\alpha_A - \alpha_B$ ) defined over a series of randomly drawn data sets would be an increasing function of differences in the meaningful variation in preferences for local attributes ( $X_p, \xi_j$ ) across households of different

types. Consider, for example, the case in which two types of households have preferences for living with neighbors of the same type and must choose between two otherwise identical neighborhoods. In this case, it is easy to see that the model will have multiple equilibria. In particular, two stable equilibria arise with households sorting across neighborhoods by type, with indeterminate matching of households of a particular type to a particular neighborhood. If, on the other hand, households of one type differ from the other in an important attribute (e.g., have significantly more income), and if the fixed attributes of the neighborhoods are significantly different (e.g., one offers a view of the ocean while the other does not), preferences to segregate will ensure that households will again sort across neighborhoods by type, but the matching of household type to a particular neighborhood will more likely be determined. In particular, when self-segregating preferences are sufficiently weak, a unique equilibrium obtains with richer households always choosing the higher quality neighborhood. In this way, the results of the previous section naturally extend to a broader class of models than those considered above.

## 6 CONCLUSION

Models incorporating local spillovers are widespread in economic analysis. In both theoretical and empirical work alike, agents' payoffs are often assumed to be affected by the decisions of other agents in ways not captured by traditional market channels (e.g., prices). In this paper, we describe the equilibrium properties of a model that can be adapted to describe many of these kinds of interactions. Bayer and Timmins (2003) show how its structure can be conveniently exploited to estimate the size of spillover effects, even in the presence of unobserved local attributes, and Bayer, McMillan, and Rueben (2002) and Timmins (2003) use this approach empirically. In this paper, we demonstrate that an equilibrium will always exist in this class of models under a set of easily satisfied conditions, and that the equilibrium will be unique under conditions encountered in many empirical problems. While uniqueness is not necessary for estimating the size of local spillovers, it is a valuable property of the model if interest is in simulating the new equilibrium that arises in response to a non-marginal policy change. We show that uniqueness will always be sustained under any sized

congestion effect (a relevant result, particularly when modeling competition between firms or urban disamenities), but that the maximum agglomeration effect that can sustain a unique equilibrium is a function of the idiosyncratic attributes of the data in any particular application. We can therefore only demonstrate how that maximum agglomeration effect tends to vary with certain features of the empirical context – a greater average threshold makes one more confident that, in any particular empirical exercise, the equilibrium one simulates will be unique.

Similar to other authors writing in a variety of modeling frameworks, we find that uniqueness is easier to sustain (i) the larger the set of choices available to the agent, (ii) the more “meaningful variation” there is in those choices, and (iii) the more heterogeneous the agents are themselves. Conveniently, these also happen to be the empirical characteristics that facilitate the estimation strategy proposed in Bayer and Timmins (2003). This is encouraging for the use of our model to describe the sorting of individuals and firms over geographic space, where the number of choices is usually large. As opposed to models of individuals sorting over clubs whose attributes are defined mainly by the equilibrium membership, there are typically many local attributes – fixed features of infrastructure and the geographic landscape – that will be important to agents in deciding where to live or where to locate their firm. This provides one half of the “meaningful variation” in the choice set that we require, and makes it increasingly likely that a unique equilibrium will obtain. Moreover, continuing improvements GIS mapping and satellite imaging technology will continue to increase the variety and precision of the spatial data available for analysis in these sorts of applications.

## **REFERENCES**

Bayer, Patrick, Fernando Ferreira, and Robert McMillan (2003). “A Unified Approach for Measuring Preferences for School Quality,” Mimeo, Yale University.

Bayer, Patrick, Robert McMillan, and Kim Rueben (2002). “The Causes and Consequences of Residential Segregation: An Equilibrium Analysis of Neighborhood Sorting.” Mimeo, Yale University.

Bayer, Patrick and Christopher Timmins (2003). “Estimating Equilibrium Models of Sorting Across Locations,” Mimeo, Yale University.

- Berry, Steven, James Levinsohn, and Ariel Pakes (1995). "Automobile Prices in Market Equilibrium." *Econometrica*. 63:841-890.
- Bertrand, Marianne, Erzo F. P. Luttmer, and Sendhil Mullainathan. (2000), "Network Effects and Welfare Cultures," *Quarterly Journal of Economics*, August: 1019-1055.
- Brock, William and Steven Durlauf (2001). "Discrete Choice with Social Interactions." *Review of Economic Studies*. 68(2):235-260.
- \_\_\_\_\_ (2003). "Multinomial Choice with Social Interactions." Mimeo, University of Wisconsin at Madison.
- Deichmann, Uwe, Marianne Fay, Jun Koo, and Somik Lall (2002). "Economic Structure, Productivity, and Infrastructure Quality in Southern Mexico." Mimeo, The World Bank.
- Epple, Dennis and Holger Sieg (1999). "Estimating Equilibrium Models of Local Jurisdictions." *Journal of Political Economy*. 107(4):645-681.
- Fujita, Masahisa, Paul Krugman, and Anthony Venables (1999). *The Spatial Economy*, MIT Press: Cambridge.
- Glaeser, Edward and Jose Scheinkman (2002). "Non-Market Interactions." Mimeo, Harvard University.
- Glaeser, Edward, Bruce Sacerdote, and Jose Scheinkman (1996). "Crime and Social Interactions," *Quarterly Journal of Economics*. 106: 507-548.
- Henderson, Vernon (1999). "Marshall's Economies," NBER Working Paper #7358.
- Katz, Michael L. and Carl Shapiro (1994). "Systems Competition and Network Effects." *The Journal of Economic Perspectives*. 8(2):93-115.
- Krugman, Paul (1995). *Development, Geography, and Economic Theory*. The MIT Press. Cambridge, MA.
- McFadden, Daniel, (1978). "Modeling the Choice of Residential Location," in *Spatial Interaction Theory and Planning Models*. eds. Karlquist, A., et al. Elsevier North-Holland, New York.
- Moretti, Enrico (2002). "Human Capital Externalities in Cities." Forthcoming chapter in *Handbook of Urban and Regional Economics*. North-Holland / Elsevier Science.
- Nechyba, Thomas J. (1999). "School Finance Induced Migration Patterns: The Impact of Private School Vouchers," *Journal of Public Economic Theory* 1(1): 5-50.
- Schelling, Thomas C. (1969). "Models of Segregation." *American Economic Review*. 59(2), 488-93.
- \_\_\_\_\_ (1971). "Dynamic Models of Segregation." *Journal of Mathematical Sociology*. 1:143-186.
- Seim, Katja (2001). "Geographic Differentiation and Market Structure." Yale Ph. D. Dissertation.

Sieg, Holger, V. Kerry Smith, H. Spencer Banzhaf, and Randy Walsh (2003) "Estimating the General Equilibrium Benefits of Large Changes in Spatially Delineated Public Goods," Mimeo, Carnegie Mellon University.

Tiebout, Charles M. (1956). "A Pure Theory of Local Expenditures." *Journal of Political Economy*. 64: 416-424.

Timmins, Christopher (2003). "If You Can't Take the Heat, Then Get Out of the Cerrado: Estimating the Equilibrium Amenity Costs of Non-Marginal Climate Change in Brazil." Mimeo, Yale University Department of Economics.

Topa, Giorgio, (2001), "Social Interactions, Local Spillovers, and Unemployment." *Review of Economic Studies*. 68:261-295.

Figure 1: Unique and Multiple Equilibria in the Two-Dimensional Case

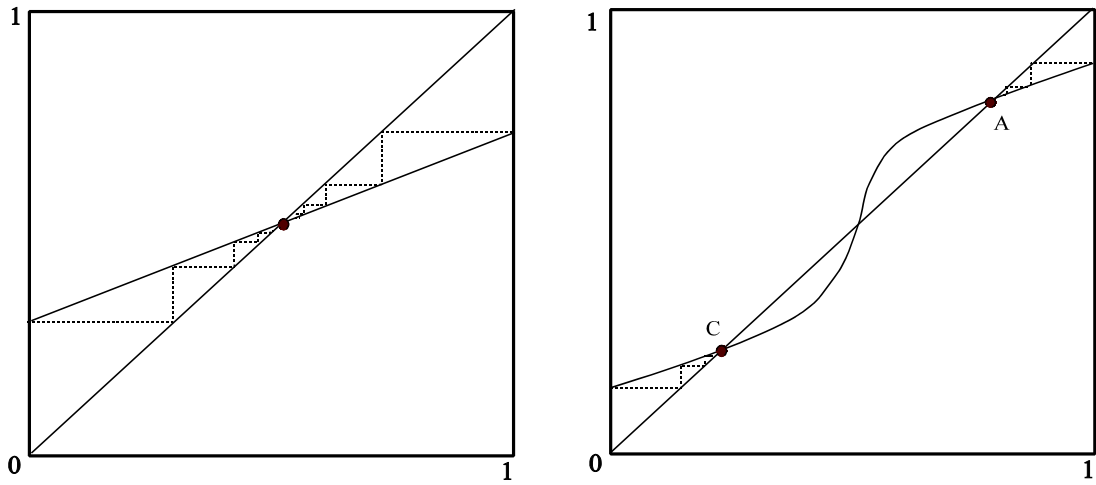


Figure 2: Effect of Choice-Set Size

Minimum, Maximum, and Median of the Distribution of Simulated Threshold Values of  $\alpha$ , Constant Meaningful Variation in  $x$  ( $\beta_0 \sigma_x^2 = 1$ ), Homogenous Preferences ( $\sigma_\beta^2 = 0$ )

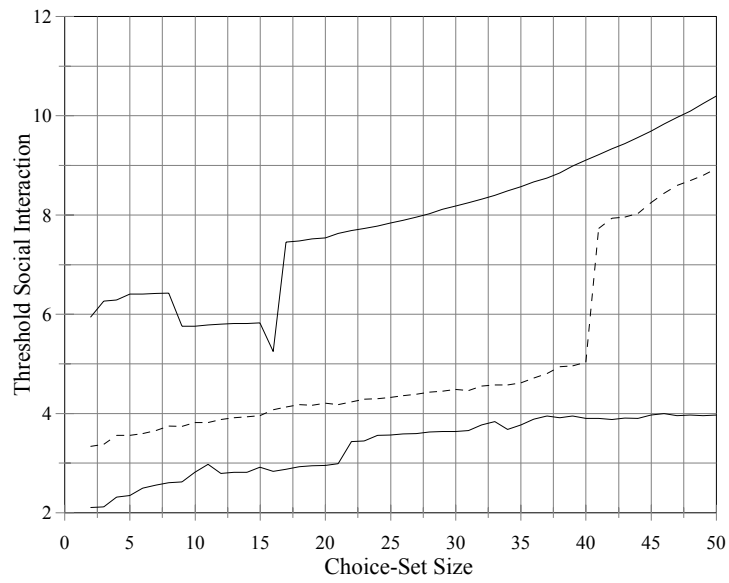


Figure 3: Effect of Meaningful Variation in Local Attributes

Minimum, Maximum, and Median of the Distribution of Simulated Threshold Values of  $\alpha$ , Constant Choice-Set Size ( $J = 5$ ), Homogenous Preferences ( $\sigma_\beta^2 = 0$ )

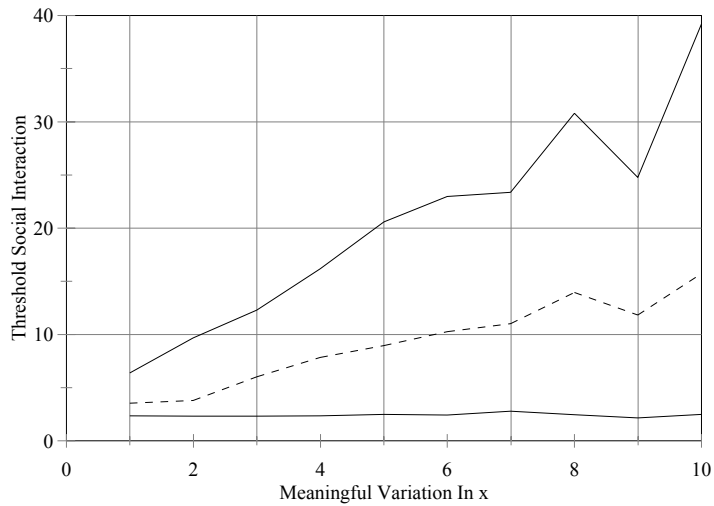


Figure 4: Effect of Heterogeneity in Individual Preferences

Median, 25<sup>th</sup>, and 75<sup>th</sup> Percentiles of the Distribution of Simulated Threshold Values of  $\alpha$  Under Heterogeneous Preferences ( $\sigma_\beta^2 = 0, 1, 2$ ) Constant Meaningful Variation in  $x$  ( $\beta_0 \sigma_x^2 = 1$ ),

