

Beirne, John; Caporale, Guglielmo Maria; Spagnolo, Nicola

**Working Paper**

## Liquidity risk, credit risk and the overnight interest rate spread: A stochastic volatility modelling approach

CESifo Working Paper, No. 3115

**Provided in Cooperation with:**

Ifo Institute – Leibniz Institute for Economic Research at the University of Munich

*Suggested Citation:* Beirne, John; Caporale, Guglielmo Maria; Spagnolo, Nicola (2010) : Liquidity risk, credit risk and the overnight interest rate spread: A stochastic volatility modelling approach, CESifo Working Paper, No. 3115, Center for Economic Studies and ifo Institute (CESifo), Munich

This Version is available at:

<https://hdl.handle.net/10419/39016>

**Standard-Nutzungsbedingungen:**

Die Dokumente auf EconStor dürfen zu eigenen wissenschaftlichen Zwecken und zum Privatgebrauch gespeichert und kopiert werden.

Sie dürfen die Dokumente nicht für öffentliche oder kommerzielle Zwecke vervielfältigen, öffentlich ausstellen, öffentlich zugänglich machen, vertreiben oder anderweitig nutzen.

Sofern die Verfasser die Dokumente unter Open-Content-Lizenzen (insbesondere CC-Lizenzen) zur Verfügung gestellt haben sollten, gelten abweichend von diesen Nutzungsbedingungen die in der dort genannten Lizenz gewährten Nutzungsrechte.

**Terms of use:**

*Documents in EconStor may be saved and copied for your personal and scholarly purposes.*

*You are not to copy documents for public or commercial purposes, to exhibit the documents publicly, to make them publicly available on the internet, or to distribute or otherwise use the documents in public.*

*If the documents have been made available under an Open Content Licence (especially Creative Commons Licences), you may exercise further usage rights as specified in the indicated licence.*

# Liquidity Risk, Credit Risk and the Overnight Interest Rate Spread: A Stochastic Volatility Modelling Approach

John Beirne  
Guglielmo Maria Caporale  
Nicola Spagnolo

CESIFO WORKING PAPER NO. 3115  
CATEGORY 7: MONETARY POLICY AND INTERNATIONAL FINANCE  
JULY 2010

*An electronic version of the paper may be downloaded*

- *from the SSRN website:* [www.SSRN.com](http://www.SSRN.com)
- *from the RePEc website:* [www.RePEc.org](http://www.RePEc.org)
- *from the CESifo website:* [www.CESifo-group.org/wp](http://www.CESifo-group.org/wp)

# Liquidity Risk, Credit Risk and the Overnight Interest Rate Spread: A Stochastic Volatility Modelling Approach

## Abstract

In this paper we model the volatility of the spread between the overnight interest rate and the central bank policy rate (the policy spread) for the euro area and the UK during the two main phases of the financial crisis that began in late 2007. During the crisis, the policy spread exhibited signs of volatility, owing to the breakdown in interbank market activity. The determinants of this volatility are assessed using Stochastic Volatility models to gauge the role played by liquidity risk, credit risk (financial and sovereign), and interest rate expectations. Our results suggest that liquidity risk is the main determinant of the volatility of the policy spread, but also that private bank credit risk has become more apparent in the post-Lehman collapse phase of the crisis for the euro area as financial CDS premia rose due to possible default fears. In addition, the ECB appears to have been more effective in addressing liquidity risk since the onset of the crisis, and this may be related to its greater direct access to a broader range of counterparties and its acceptance of a broader range of eligible collateral. The main implication is that, in crisis times, a sufficiently flexible operational framework for monetary policy implementation produces the most timely response to market tensions.

JEL-Code: C32, E52, E58.

Keywords: overnight interest rate spread, liquidity risk, credit risk, stochastic volatility.

*John Beirne*  
*European Central Bank*  
*Germany - Frankfurt*  
*John.Beirne@ecb.int*

*Guglielmo Maria Caporale*  
*Centre for Empirical Finance*  
*Brunel University*  
*UK – West London, UB8 3PH*  
*Guglielmo-Maria.Caporale@brunel.ac.uk*

*Nicola Spagnolo*  
*Centre for Empirical Finance*  
*Brunel University*  
*UK – West London, UB8 3PH*  
*Nicola.Spagnolo@brunel.ac.uk*

We are very grateful to participants in the FRIAS Workshop on “Liquidity and Trust in Incomplete Markets”, Eltville am Rhein, Frankfurt, Germany, 15-17 March 2010, for useful comments on an earlier version of this paper.

## 1. Introduction

The interbank money market is the primary channel for the implementation of monetary policy for a number of central banks, including, for example, the European Central Bank (ECB) and the Bank of England. Steering overnight interest rates is crucial for these central banks as this provides an anchor for the term structure of interest rates. In the case of the euro area, the Euro Overnight Index Average (EONIA) is a weighted average of all overnight lending transactions between the most active credit institutions in the euro area's money market. Effective steering of the overnight rate by the ECB would therefore imply a low spread between the ECB policy rate and the EONIA rate. Since the intensification of the October 2008, a very large spread became evident, however.<sup>2</sup> This coincided with a range of liquidity easing measures by the ECB, leading to a large liquidity surplus across the Eurosystem. While a number of papers have examined the determinants of the EONIA spread in the pre-crisis period, there are very few (if any) that examine the period of the crisis. The purpose of this paper is to investigate this issue, using a Stochastic Volatility modelling approach. While the primary analysis is on the euro area, we will also carry out a comparative analysis for the UK, which also adopted enhanced liquidity-providing measures to counteract the lack of interbank market activity caused by the crisis.

In non-crisis times, excess volatility is not prevalent in the overnight interest rate as it tracks closely the main central bank policy rate, so that the spread between both is relatively low (i.e. less than five basis points).<sup>3</sup> In crisis times, however, this is not necessarily the case, and in the recent crisis there has been a clear rise in both the level and volatility of the overnight interest rate spread. Clearly, in circumstances when volatility is higher, so too is uncertainty associated with the spread. During the recent crisis of 2007 to 2009, as liquidity dried up, a large policy spread was observed, particularly after the collapse of Lehman Brothers in mid-September 2008. This triggered an intensification of the crisis, and an expansion of central bank balance sheets as liquidity-providing measures were introduced. The result was a large liquidity surplus. In the case of the euro area, the EONIA rate fell below the minimum bid rate (MBR) in the MRO (main refinancing operations), as opposed to non-crisis times when EONIA normally trades above the MBR rate – see Figures A1 and A2 in the Appendix for more details.

Previous work that focuses on explaining the overnight interest rate spread is relatively limited, while to the knowledge of the authors there is existing study aiming to explain the spread in the crisis of 2007 to 2009. Regarding the EONIA spread, Nautz and Offermanns (2008) examined volatility transmission in the European money market over the period 2000 to 2006, specifically assessing the transmission of EONIA volatility to longer term money market rates. In estimating the time-varying dynamic of EONIA volatility, the conditional mean and volatility of the EONIA rate are estimated using an EGARCH model.<sup>4</sup> Their analysis focuses on the period from March

---

<sup>2</sup> See Figure A1 in the Appendix which shows that the EONIA spread level increased to about 65 basis points (negative) by the end of 2009 compared to the small positive spread in place prior to the collapse of Lehman Brothers. Figure A2 illustrates the decline of the EONIA rate within the ECB's standing facilities corridor.

<sup>3</sup> A small positive spread can be justified on the grounds that the marginal rate of the main refinancing operations is usually greater than the minimum bid rate. In addition, the EONIA rate can be greater than the MRO rate as collateral costs differ between the central bank and the market (see Linzert and Schmidt, 2008). Moreover, in non-crisis times, there is evidence to suggest that liquidity variables may only be relevant during the last week of the maintenance period – see, for example, Moschitz (2004), Ejerskov et al. (2003) and Würtz (2003).

<sup>4</sup> The estimation of an EGARCH model for assessing the volatility of overnight rates and the martingale hypothesis during the maintenance period was first carried out by Hamilton (1996), where the focus was on the Federal funds rate.

2004 to August 2006. They find that the new framework has reduced the volatility in all money market rates. Interestingly they explain the fluctuation in the EONIA rate as being due to not only to the EONIA spread, but also to the term spread (defined as the spread between the 3-month Euribor rate and the minimum bid rate). These authors find that the latter, as an indicator of interest rate expectations, is an important determinant, even under the new framework. Bartolini and Prati (2005) assess the volatility of overnight interest rates for a range of countries, including the euro area. These authors also use an EGARCH model and focus on the results from the variance equation to identify the effect of monetary policy implementation across countries on interest rate volatility.

Similarly, Würtz (2003) adopts an EGARCH specification to model the volatility of the EONIA spread, finding that expectations on changes in the policy rates and the end of the maintenance period effects are the main drivers of the EONIA spread. The equation used for the policy spread is non-linear to reflect the fact that the EONIA rate is bounded by the standing facilities of the ECB. Gaspar et al. (2008) present a model that examines the determinants of equilibrium in the market for daily funds. Using the EONIA panel database over the period 1999 to 2005, the model indicates that there is a rise in both the time series volatility and cross-section dispersion of the lending rates applied by commercial banks towards the end of the reserve maintenance period.

Sarno and Thornton (2003) apply an error-correction framework to US data. Specifically, the overnight rate is assessed by estimating error-correction equations for the Federal funds rate and the 3-month Treasury bill rate. They find that the adjustment of the Federal funds rate to the Treasury bill rate is asymmetric, namely that the effect is more pronounced when the Federal funds rate is below its equilibrium level. Similar effects in, respectively, a Japanese and European context have been found by Kuo and Enders (2004) and Clarida et al. (2006). Nautz and Offermanns (2007) examine how the EONIA rate adjusts to term interest spread, and how the policy rate of the ECB is affected by interest rate expectations and the monetary policy operational framework of the ECB. They find a strong role played by the tender arrangement. Specifically, the introduction of variable rate tenders with a minimum bid rate in June 2000 did not lead to a loss of control over the EONIA, and in fact, the link between EONIA and the policy rate appears to be even stronger when a positive spread is rising.

Previous research suggests that interest rate expectations had a strong role to play in driving the EONIA rate under the operational framework of the ECB that was in place prior to March 2004, whereas this was expected to have a much more muted effect under the post-March 2004 framework (see Bindseil et al., 2002). This was due to the fact that, under the new framework, the new policy rate would only become effective at the beginning of a new maintenance period after the meeting of the ECB Governing Council.<sup>5</sup> Nautz and Offermanns (2007) make the point that the minimum bid rate of the ECB should set a lower-bound for interest rates, so that the adjustment of the EONIA to the policy rate should be stronger where the EONIA is low relative to the minimum bid rate.<sup>6</sup> This, in turn, suggests that there may be an asymmetric response in the EONIA spread to interest rate expectations. Such a scenario was identified for the euro area by

---

<sup>5</sup> This was intended to mitigate the distortive effects of interest rate expectations on the bidding by banks in the MRO and the overnight rate dynamics.

<sup>6</sup> In a related study, Ayuso and Repullo (2003) note that a central bank's asymmetric loss function may lead to a non-symmetric EONIA adjustment (in terms of, for example, a greater degree of risk aversion for an interest rate below rather than above target).

Würtz (2003). In addition, in an application to the US, Sarno and Thornton (2003) indicate that expectations of rate rises have relatively stronger effects on overnight rates.

More recent research by Linzert and Schmidt (2008), based on OLS, finds that the EONIA spread is dependent upon liquidity policy (the difference between actual and benchmark allotment), the bid-to-cover ratio (the ratio between the total bid volume and the amount covered), within period rate expectations (the spread between one-week swap rates and the policy rate), interest rate uncertainty (the conditional volatility of the change in one-week swap rates), and the liquidity deficit. The results indicate that a rise in the liquidity deficit has a particularly strong effect in increasing the EONIA spread. A similar, albeit less strong, effect is found with banks' uncertainty over liquidity conditions, whereby greater uncertainty increases the spread.

Hassler and Nautz (2008) examine the persistence of the EONIA spread in an attempt to measure the controllability that the central bank has in maintaining a low spread. Like many other academic papers on the EONIA spread, this paper was written in the context of a rising spread following the change in the ECB's operational framework in March 2004. These authors use fractional integration techniques and interpret the order of fractional integration of the spread as a measure of ability to control the overnight rate.<sup>7</sup> With an interest in explaining why the EONIA spread appears to be non-responsive to liquidity injections by the ECB, they find that this may be due to a rise in persistence. Overall, they conclude that the spread is stationary prior to March 2004. After this period, it is fractionally integrated of an order of about 0.2. Thus, while they believe that the EONIA is still under control (with the order of integration being less than 0.5), the interpretation is that the extent of controllability may not be strong. This is of particular interest in the current paper, of course, where indeed controllability of the EONIA appears to have worsened considerably.

An apparent gap in the literature relates to the particular factors have affected the policy spread in the midst of the financial crisis of 2007 to 2009. The crisis caused this spread to rise substantially in the period after August 2007, and notably after the collapse of Lehman Brothers in September 2008. The interbank market in the euro area effectively broke down, as banks refused to lend to each other. In the euro area, they borrowed from the ECB and re-deposited with the ECB. This caused a change in the refinancing framework of the ECB, when in October 2008 it offered refinancing to banks at full allotment with a fixed rate for maturities up to 12 months. This expansion in liquidity provision was aimed at lowering borrowing costs as central banks acted as intermediaries for interbank market activity. The result was a substantial liquidity surplus in the Eurosystem and an associated rise in the central bank's balance sheet by a factor of about two, but also an apparent distortion of the signalling of the monetary policy stance. In the case of the UK, there has also been a liquidity surplus in place since October 2008, mainly owing to longer term refinancing against enlarged collateral for counterparties. Since March 2009, the Bank of England has engaged in quantitative easing measures (asset purchases financed through central bank reserves).

We analyse the policy spread by estimating Stochastic Volatility models (see Harvey et al., 1994) for the spread as a function of the following factors in the case of both the euro area and

---

<sup>7</sup> They note that previous studies on the volatility of the EONIA spread have found it to be generated via an I(0) data generating process (e.g. see Perez Quiros and Rodriguez Mendizabal, 2006) and Nautz and Offermanns, 2007). They view this approach, based on the dichotomy between integer order of integration, I(0) and I(1), as being overly restrictive.

the UK: liquidity risk (3-m EURIBOR/LIBOR-OIS spread), bank credit risk (bank CDS premia), sovereign credit risk (sovereign CDS premia), and interest rate expectations (1-m forward rate spread with the EURIBOR/LIBOR). All the data have been obtained from Bloomberg at a daily frequency over the period 7 August 2007 to 22 October 2009. Two models are estimated for the euro area and the UK in turn: one focusing on the less intense phase of the crisis (7 August 2007 to 14 September 2008), the other on the crisis after the collapse of Lehman Brothers (15 September 2008 to 22 October 2009). The layout of the paper is the following. Section 2 outlines the econometric framework. Section 3 presents the empirical results. Section 4 summarises the main findings and draws some policy conclusions.

## 2. The Econometric Framework

Consider the following multivariate stochastic volatility model (see Harvey et al., 1994) for a two-variable system:

$$w_t = \Theta h_t + \xi_t \quad (1)$$

$$h_t = h_{t-1} + \eta_t \quad (2)$$

with  $w_t$  being a  $2 \times 1$  vector of (de-meaned) stochastic volatilities. Each component is given by:

$$\log y_t^2 \cong \log(y_t^2 + cs_y^2) - cs_y^2 / (y_t^2 + cs_y^2) \quad (3)$$

where  $y_t$  is a given time series,  $s_y^2$  is the sample variance of  $y_t$ , and  $c$  is a small number (a value of 0.02 is suggested).<sup>8</sup> As for equation (1),  $h_t$  is a  $2 \times 1$  vector of unobservable factors, whose dynamics are modelled as a random walk in (2).  $\Theta$  is a  $2 \times 2$  matrix of factor loadings,  $\xi_t$  is a  $2 \times 1$  vector of disturbances normally distributed with mean zero and with covariance matrix  $\Sigma_\xi$ ,  $\eta_t$  is a  $2 \times 1$  vector of disturbances normally distributed with mean zero and with covariance matrix  $\Sigma_\eta$ . The model given by (1) and (2) is not identified. For any non-singular matrix  $H$ , the matrix of factor loadings and the trend component could be redefined as  $\Theta^* = \Theta H^{-1}$  and  $h_t^* = H h_t$ , so that:

$$w_t = \Theta^* h_t^* + \xi_t \quad (4)$$

$$h_t^* = h_{t-1}^* + \eta_t^* \quad (5)$$

where  $\eta_t^* = H \eta_t$  and the relationship between the covariance matrices of  $\eta$  and  $\eta^*$  is given by  $\Sigma_{\eta^*} = H \Sigma_\eta H'$ . Then, the model given by (1) and (2) is observationally equivalent to the one given by (4) and (5).

The following restrictions are imposed for the purpose of exact identification. First,  $\Sigma_\eta$ , the covariance matrix of the level disturbances, is restricted to be diagonal. Second, the elements of  $\Theta$  are such that  $\Theta_{ij} = 0$  for  $j > i$ ,  $i = j = 2$ , and they are equal to unity along the main diagonal.

---

<sup>8</sup> This is the transformation suggested by Breidt and Carrquiry (1996) to deal with a practical problem arising if the expression in (3) is given by  $\log y_t^2$ . In this case some of the observations are zero, and the logarithm cannot be taken.

These sets of restrictions on the factor loading matrix are obtained by using a Cholesky decomposition of  $\Sigma_\eta$ . The restrictions on the  $\Theta$  matrix imply a recursive identification scheme: the first series is influenced only by shock  $\eta_{1t}$ , whereas the second is influenced by both shocks,  $\eta_{1t}$  and  $\eta_{2t}$ . This identification scheme is arbitrary and, as Harvey (1989) points out, defining the factors in this way may not lead to a particularly useful interpretation. For this reason, a factor rotation is carried out with respect to an angle  $\lambda$  by post-multiplying  $\Theta$  by the transpose of the orthogonal matrix  $H$ :<sup>9</sup>

$$H = \begin{bmatrix} \cos \lambda & \sin \lambda \\ -\sin \lambda & \cos \lambda \end{bmatrix}$$

and the factors  $h_t^* = Hh_t$  are still driven by mutually uncorrelated disturbances with unit variances, while the factor loading matrix becomes  $\Theta^* = \Theta H'$ . Since we do not have any priors that justify a zero exclusion restriction on  $\Theta$ , imposing this restriction would be rather arbitrary. We follow, instead, the suggestion of Harvey (1989), and Harvey et al., (1994) and select a factor rotation that leads us to interpret the two shocks  $\eta_{1t}$  and  $\eta_{2t}$  according to our theoretical prior.

The above set-up can easily be extended to the multivariate case, where in order to investigate the dynamic interactions between the various volatilities one can let the vector of volatilities  $h_t$  follow a VAR(1) process. A series of stochastic volatility models will be estimated here based on the framework described, where the independent variables driving the volatility spread are liquidity risk, bank credit risk, sovereign credit risk, and interest rate expectations.<sup>10</sup> Specifically, two alternative models will be estimated for the euro area and the UK, as follows:

- Crisis Pre-Lehman Collapse: 7 August 2007 to 14 September 2008
- Crisis Post-Lehman Collapse: 15 September 2008 to 22 October 2009

The dates have been selected to coincide with well-known events and also to ensure an equal number of observations in each model. Using this approach provides us with an overview of whether the policy spread drivers behave differently in different crisis stages. For example, the post-Lehman collapse phase provides a special case in which basically all of the euro area's banking sector's refinancing needs were met by the Eurosystem, which caused the EONIA rate to drop below the policy rate after that (since the cost of refinancing for banks with access to the money market (EONIA) was much lower than the rate applied to banks that needed to go to the Eurosystem).

---

<sup>9</sup> An orthogonal matrix is such that  $HH' = I$ , where  $I$  is an identity matrix.

<sup>10</sup> Our estimated models also incorporate unobserved components to account for a stochastic trend, cyclical, and irregularity, as well as a first-order autoregressive component.



### 3. Empirical Results

This section reports the estimation results. The models are conditioned on the spread between the overnight interest rate and the main central bank policy rate. Tables 1 and 2 provide, respectively, the results for the euro area in the less intense period of the crisis and the phase of the crisis after the collapse of Lehman Brothers.<sup>11</sup>

**Table 1 Crisis Period in Less Intense Phase – Euro Area**

<b>Stochastic Volatility Model Output</b>				
	<b>Coefficient</b>	<b>SE</b>	<b>t-value</b>	<b>prob</b>
Liquidity Risk	0.837 ***	0.041	20.191	[0.000]
Bank Credit Risk	0.035 ***	0.013	2.637	[0.009]
Sovereign Credit Risk	0.085 **	0.042	2.027	[0.044]
Interest Rate Expectations	-0.014	0.020	-0.731	[0.465]
<b>Variance of Disturbances</b>				
<b>Component</b>	<b>Value</b>		<b>(q-ratio)</b>	
Level	0.003		( 0.010)	
Slope	0.000		( 0.000)	
Cycle	0.000		( 0.000)	
AR(1)	0.363		( 1.000)	
Irregular	0.000		( 0.000)	
<b>Parameters in AR(1)</b>				
Variance			0.363	
AR(1) Coefficient			0.105	

<sup>11</sup> Diagnostic test results indicate that the chosen model specifications are satisfactory (see Table A1 in the Appendix).

**Table 2 Crisis in Post-Lehman Collapse Phase – Euro Area**

<b>Stochastic Volatility Model Output</b>				
	<b>Coefficient</b>	<b>SE</b>	<b>t-value</b>	<b>prob</b>
Liquidity Risk	0.429 ***	0.070	6.095	[0.000]
Bank Credit Risk	0.238 ***	0.071	3.340	[0.001]
Sovereign Credit Risk	0.027	0.052	0.532	[0.595]
Interest Rate Expectations	-0.035	0.058	-0.609	[0.543]
<b>Variance of Disturbances</b>				
<b>Component</b>	<b>Value</b>		<b>(q-ratio)</b>	
Level	0.000		( 0.000)	
Slope	0.000		( 0.000)	
Cycle	0.004		( 0.006)	
AR(1)	0.810		( 1.000)	
Irregular	0.396		( 0.489)	
<b>Parameters in AR(1)</b>				
Variance			0.809	
AR(1) Coefficient			0.841	

For the euro area, in the less intense phase of the crisis, the volatility in the EONIA spread is driven almost fully by liquidity risk. However, both private bank credit risk and sovereign credit risk also appear to play a role. Interest rate expectations do not affect the volatility of the spread, which is perhaps indicative of a high degree of market certainty on interest rate changes at the ECB. Table 2 shows that the EONIA spread volatility in the post-Lehman phase of the crisis is driven by both liquidity risk and private bank credit risk. Interestingly, liquidity risk seems to play a lesser role in this phase of the crisis compared with the less intense phase, while bank credit risk assumes a much more substantial role in affecting the volatility of the spread. In addition, sovereign credit risk in the post-Lehman phase no longer affects the volatility spread. This may suggest that, despite the non-conventional monetary policy measures introduced by the ECB to address liquidity funding needs, as the crisis intensified bank CDS premia increased due to possible default fears amongst market participants.

The variance of the disturbances reported conveys information on the fluctuations in the model components. The results suggest that there is no evidence of an unobserved stochastic trend in the model, implying that the variables used in the model are sufficient and other exogenous variables that cannot be explicitly measured are not required.<sup>12</sup> In addition, there is no evidence of unobserved cyclical behaviour in the less intense phase, and only marginal evidence in the post-Lehman phase. Unlike in the less intense phase, there is evidence of the presence of an unobserved irregular component in the phase of the crisis after the collapse of Lehman Brothers. This is in line with intuition. In addition, there is a notable rise in the size of the autoregressive coefficient from the less intense phase to the post-Lehman phase, indicative of greater persistence in the latter period. Finally, as shown in Figures A3 and A4 in the Appendix, the one-

<sup>12</sup> There are two components to the trend: the level is the actual value of the trend, while the slope is the component of the trend that may or may not be present. When the estimated value of the parameters is zero, this implies that a stochastic trend is not present.

step ahead filter appears to have a better fit in the less intense phase of the crisis, in line with expectations.<sup>13</sup> Tables 3 and 4 below present the results for the UK.

**Table 3 Crisis Period in Less Intense Phase – UK**

<b>Stochastic Volatility Model Output</b>				
	<b>Coefficient</b>	<b>SE</b>	<b>t-value</b>	<b>prob</b>
Liquidity Risk	0.185 ***	0.063	2.928	[0.004]
Bank Credit Risk	0.075 ***	0.051	1.460	[0.001]
Sovereign Credit Risk	-0.026	0.023	-1.158	[0.248]
Interest Rate Expectations	0.178	0.052	3.379	[0.145]
<b>Variance of Disturbances</b>				
<b>Component</b>	<b>Value</b>		<b>(q-ratio)</b>	
Level	0.000		( 0.000)	
Slope	0.000		( 0.000)	
Cycle	0.000		( 0.000)	
AR(1)	0.549		( 0.766)	
Irregular	0.718		( 1.000)	
<b>Parameters in AR(1)</b>				
Variance			0.549	
AR(1) Coefficient			0.866	

**Table 4 Crisis in Post-Lehman Collapse Phase – UK**

<b>Stochastic Volatility Model Output</b>				
	<b>Coefficient</b>	<b>SE</b>	<b>t-value</b>	<b>prob</b>
Liquidity Risk	0.129 **	0.053	2.422	[0.016]
Bank Credit Risk	-0.015	0.059	-0.259	[0.795]
Sovereign Credit Risk	0.015	0.055	0.271	[0.787]
Interest Rate Expectations	0.121 **	0.056	2.138	[0.033]
<b>Variance of Disturbances</b>				
<b>Component</b>	<b>Value</b>		<b>(q-ratio)</b>	
Level	0.001		( 0.001)	
Slope	0.000		( 0.000)	
Cycle	0.002		( 0.003)	
AR(1)	0.434		( 0.768)	
Irregular	0.565		( 1.000)	
<b>Parameters in AR(1)</b>				
Variance			0.434	
AR(1) Coefficient			0.612	

<sup>13</sup> This filter is the one-step ahead prediction error, which provides the minimum mean square linear estimators of  $h_t$  and future observations (as opposed to the minimum mean square estimators (since  $\log y_t^2$  is not strictly Gaussian).

In this case, liquidity risk and private bank credit risk also significantly affect the volatility of the UK overnight interest rate spread (the SONIA spread, SONIA standing for sterling overnight interest rate average). In addition, as in the case of the ECB, it seems that market participants fully priced in interest rate fluctuations, and therefore these do not affect the SONIA spread volatility. Unlike in the euro area, however, sovereign credit risk is not significant. Indeed, this may be a function of the heterogeneity of credit risk characteristics across many countries and firms in the euro area, whereas UK banks have relatively similar risk characteristics. Table 4 shows that liquidity risk and interest rate expectations drive the SONIA spread volatility in the post-Lehman phase. The fact that interest rate expectations are significant suggests that the market was uncertain about the future path of UK interest rates.

The variance of the disturbances indicates that, as in the case of the euro area, there is no evidence of an unobserved stochastic trend in the model across both phases of the crisis. In addition, as in the case of the euro area, there is some very marginal evidence of an unobserved cyclical component in the post-Lehman phase. The autoregressive coefficient is high in both phases, although somewhat higher in the less intense crisis phase, implying less persistence in the post-Lehman phase. In addition, there is some evidence that an irregular component across both sub-periods for the UK (unlike the euro area, where this was only the case for the phase of the crisis after the collapse of Lehman Brothers). This may be related to distortions relating to the emergency bail-out of Northern Rock in September 2007, of the UK's largest mortgage lenders at the time. This may also be a contributory factor to the apparent poor fit of the one-step ahead filter for the UK (see Figures A5 and A6 in the Appendix).

In interpreting these results, it is worth bearing in mind that the immediate response to the crisis by the ECB was different from that of the Bank of England. At the onset of the crisis in August 2007, the ECB opted to inject additional liquidity into the market via open market operations in order to avoid a spike in short-term interest rates. By contrast, the Bank of England provided liquidity through its overnight lending facility, which caused a rise in overnight rates. In addition, differences in responses were related to different operational frameworks in place. The ECB usually operates with 300 banks, although 1700 can access open market operations and an additional 700 can access overnight standing facilities. By contrast, the Bank of England deals with just 40 counterparties, with a further 20 being able to access standing facilities. Moreover, the collateral framework in place at the onset of the crisis meant that the effective provision of liquidity was more fluid in the case of the ECB compared with the Bank of England. For example, the ECB already had in place a wide definition of eligible collateral. In the case of the Bank of England, it was necessary to make adjustments to instruments to accept a broader set of collateral. It is clear that the ECB had a particular advantage over the Bank of England given its access to a much wider range of counterparties. The operational structures in place at the ECB may help to explain why the extent to which liquidity risk affected the spread in the first phase of the crisis was reduced by about half in the second phase (compared to the UK, where there was no change in the extent to which liquidity risk affected volatility in the policy spread).

#### **4. Conclusions**

This paper has estimated a stochastic volatility model for the overnight interest rate spread for the euro area and the UK during the financial crisis which began in August 2007, focusing on the role played by liquidity risk, bank credit risk, sovereign credit risk, and interest rate expectations. Two models were estimated for the euro area and the UK in turn, one examining the period from

the inception of the crisis in August 2007 until September 2008, and the other the subsequent period when the crisis intensified following the collapse of Lehman Brothers in September 2008.

The results suggest that liquidity risk is the primary determinant of the volatility in the policy spread. This holds across both phases of the crisis for the euro area and the UK. In the case of the euro area, it is apparent that the role played by liquidity risk declined in the post-Lehman collapse phase compared to the less intense phase of the crisis. This suggests that the liquidity easing measures introduced by the ECB have helped to address funding liquidity stress in the market. By contrast, bank credit risk has become a more substantial driver of volatility in the policy spread in the post-Lehman phase. This may suggest that while liquidity risk was alleviated, the role played by bank credit risk became more substantial then. This may be related to fears of bank default by the market as collateral eligibility was broadened. Regarding the UK, the extent of liquidity risk has remained largely constant across both crisis phases, while bank credit risk was eliminated in the post-Lehman phase. As for the role of interest rate expectations, these do not appear to affect volatility in the policy spread for the euro area, suggesting effective communication on the part of the ECB. However, interest rate expectations are significant in the post-Lehman phase in the UK, suggesting some uncertainty or lack of transparency by the Bank of England as regards policy signalling.

Overall, it appears that the volatility in the policy spread is largely associated with liquidity risk and bank credit risk. This is particularly the case for the euro area, where there exists a more heterogenous group of banks and a more heterogenous set of risk characteristics in the banking sector compared to the UK. The overarching motivation for a central bank's preference for a non-volatile spread relates to the signalling of the monetary policy stance. Excessive volatility in the spread can distort the stance of monetary policy in the market. Given this, the main policy implication of our analysis would be that control of the volatility in the policy spread requires prudent central bank intermediation, but also, crucially, a sufficiently flexible operational framework for monetary policy implementation. The flexibility in the ECB's framework enabled it to react rapidly to tensions in the market to address liquidity concerns. This may help to explain why the extent to which liquidity risk affected the volatility of the policy spread in the euro area almost halved in the post-Lehman collapse phase of the crisis compared to the first stage of the crisis.

## References

- Ayuso, J., and Repullo, R. (2003), "A Model of the Open Market Operations of the European Central Bank", *Economic Journal*, 113, pp. 883-902.
- Bartolini, L. and Prati, A. (2005), "Cross-Country Differences in Monetary Policy Execution and Money Market Rates' Volatility", *European Economic Review*, 50(2), pp. 349-376.
- Bindseil, U., Nyborg, K. and Strebulaev, I. (2002), "Bidding Performance in Repo Auctions: Evidence from the ECB Open Market Operations", ECB Working Paper No. 157.
- Breidt, F.J. and Carriquiry, A. L. (1996): "Improved quasi-maximum likelihood estimation for stochastic volatility models", in Jack C. Lee, W.O. and Zellner, A. (eds.), *Modelling and Prediction: Honouring Seymour Geisser*, pp. 228-47. New York: Springer-Verlag.
- Clarida, R.H., Sarno, L., Taylor, M.P. and Valente, G. (2006), "The Role of Asymmetries and Regime Shifts in the Term Structure of Interest Rates", *Journal of Business*, 79(3), pp. 1193-1224.
- Ejerskov, S., Moss, C.M. and Stracca, L. (2003), "How does the ECB Allot Liquidity in its Weekly Main Refinancing Operations? A Look at the Empirical Evidence", ECB Working Paper No. 244.
- Gaspar, V., Perez Quiros, G., and Rodriguez Mendizabal, H. (2008), "Interest Rate Dispersion and Volatility in the Market for Daily Funds", *European Economic Review*, 52, pp. 413-440.
- Hamilton, J. (1996), "The Daily Market for Federal Funds", *Journal of Political Economy*, 104, pp. 26-56.
- Harvey, A. C. (1989): *Forecasting, Structural Time Series Models and the Kalman Filter*, Cambridge University Press, Cambridge.
- Harvey, A.C., Ruiz, E. and Shephard, N. (1994): "Multivariate stochastic variance models", *Review of Economic Studies*, 61, 247-264.
- Hassler, U. and Nautz, D. (2008), "On the Persistence of the EONIA Spread", *Economics Letters*, 101 (3), pp. 184-187.
- Kuo, S.H. and Enders, W. (2004), "The Term Structure of Japanese Interest Rates: The Equilibrium Spread with Asymmetric Dynamics", *Journal of the Japanese and International Economies*, 18, pp. 84-98.
- Linzert, T. and Schmidt, S. (2008), "What Explains the Spread between the Euro Overnight Rate and the ECB's Policy Rate", ECB Working Paper No. 983.
- Moschitz, J. (2004), "The Determinants of the Overnight Interest Rate in the Euro Area", ECB Working Paper No. 393.

Nautz, D. and Offermanns, C.J. (2007), "The Dynamic Relationship between the Euro Overnight Rate, the ECB's Policy Rate and the Term Spread", *International Journal of Finance and Economics*, 12, pp. 287-300.

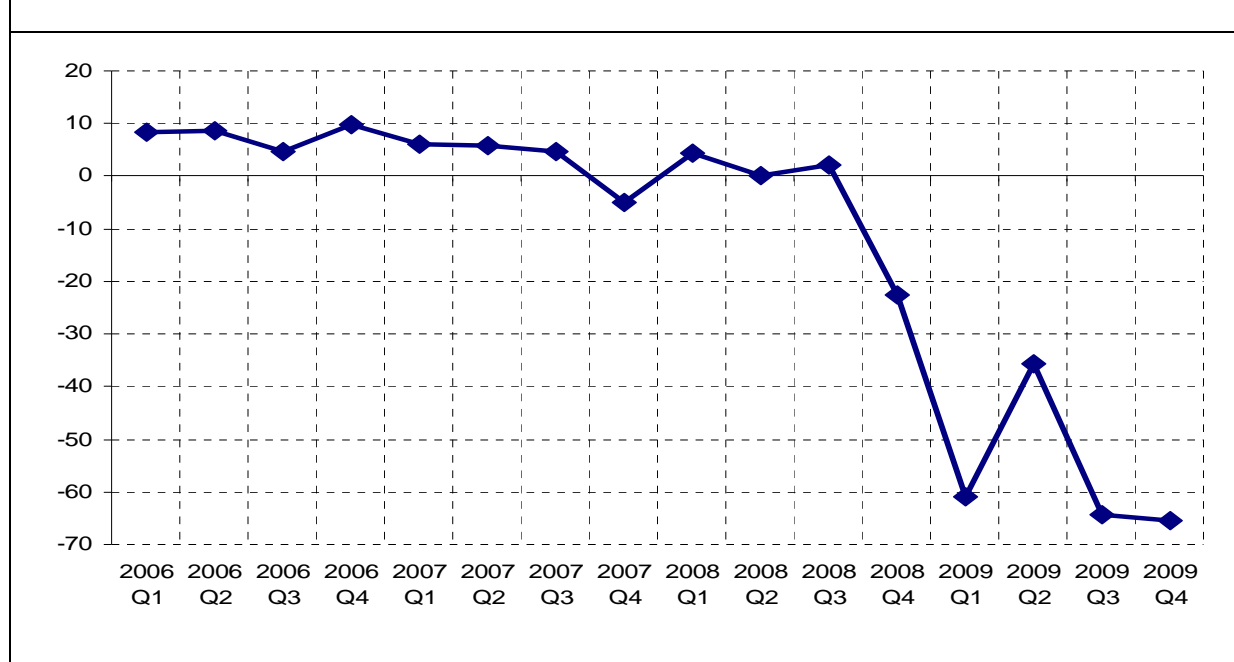
Nautz, D. and Offermanns, C.J. (2008), "Volatility Transmission in the European Money Market", *North American Journal of Economics and Finance*, 19, pp. 23-39.

Perez Quiros, G. and Rodriguez Mendizabal, H. (2006), "The Daily Market for Funds in Europe: What has Changed with EMU?", *Journal of Money, Credit, and Banking*, 38(1), pp. 91-118.

Würtz, F. (2003), "A Comprehensive Model on the Euro Overnight Rate", ECB Working Paper No. 207.

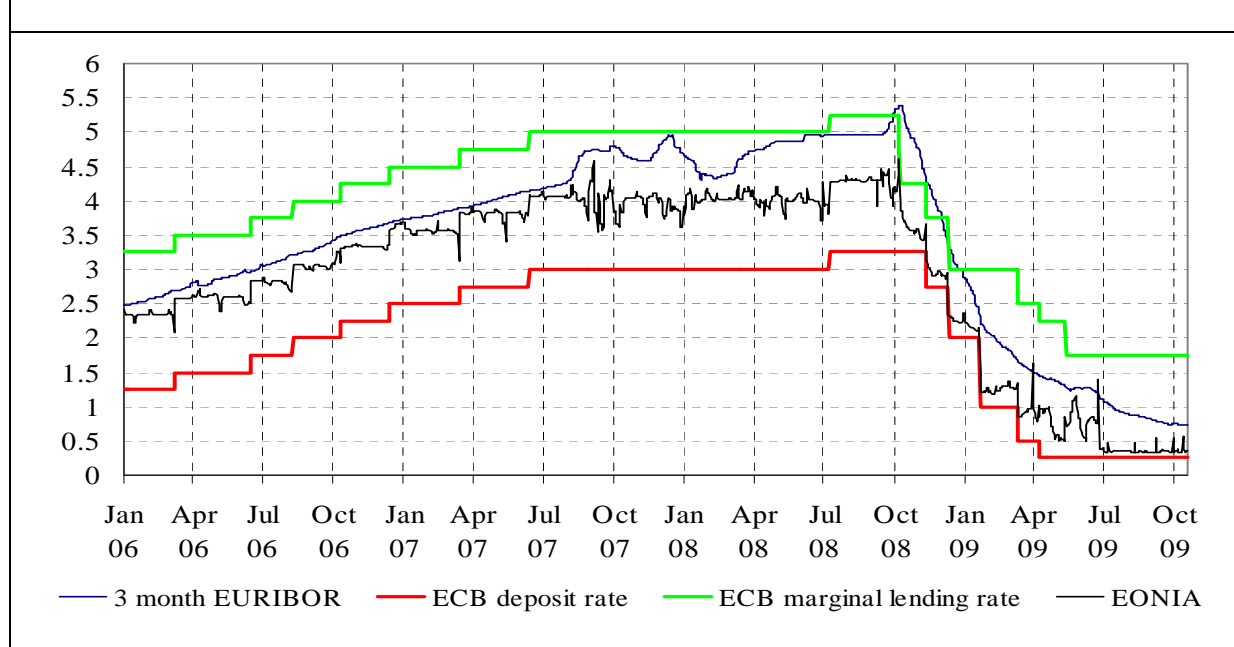
## Appendix

**Figure A1 EONIA – MBR Spread (basis points)**



Note: MBR stands for the minimum bid rate (MBR) in the main refinancing operations (MRO).

**Figure A2 EONIA, EURIBOR(3M) and the Standing Facilities Corridor**



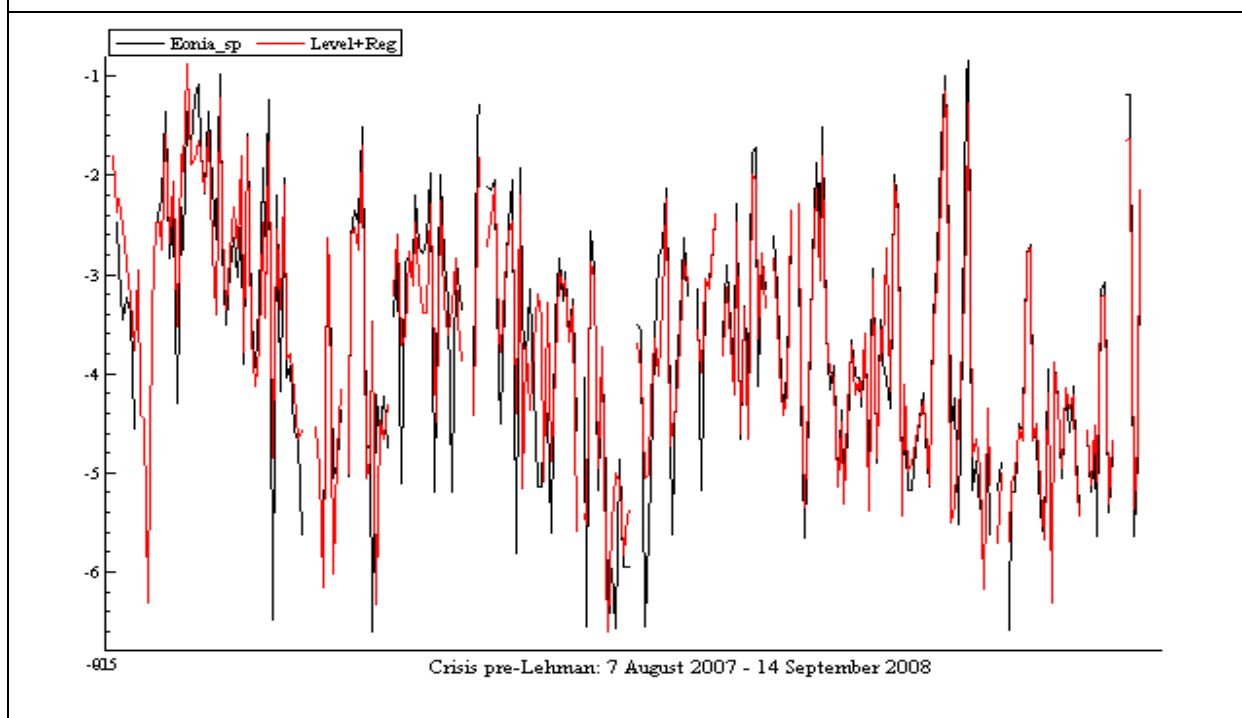
Note: the standing facilities corridor is defined by the interest rate on the marginal lending facility (MLF) to obtain overnight liquidity from the ECB and the interest rate on the deposit facility (DF) to make overnight deposits, which normally provide the ceiling and floor for the overnight market interest rate.



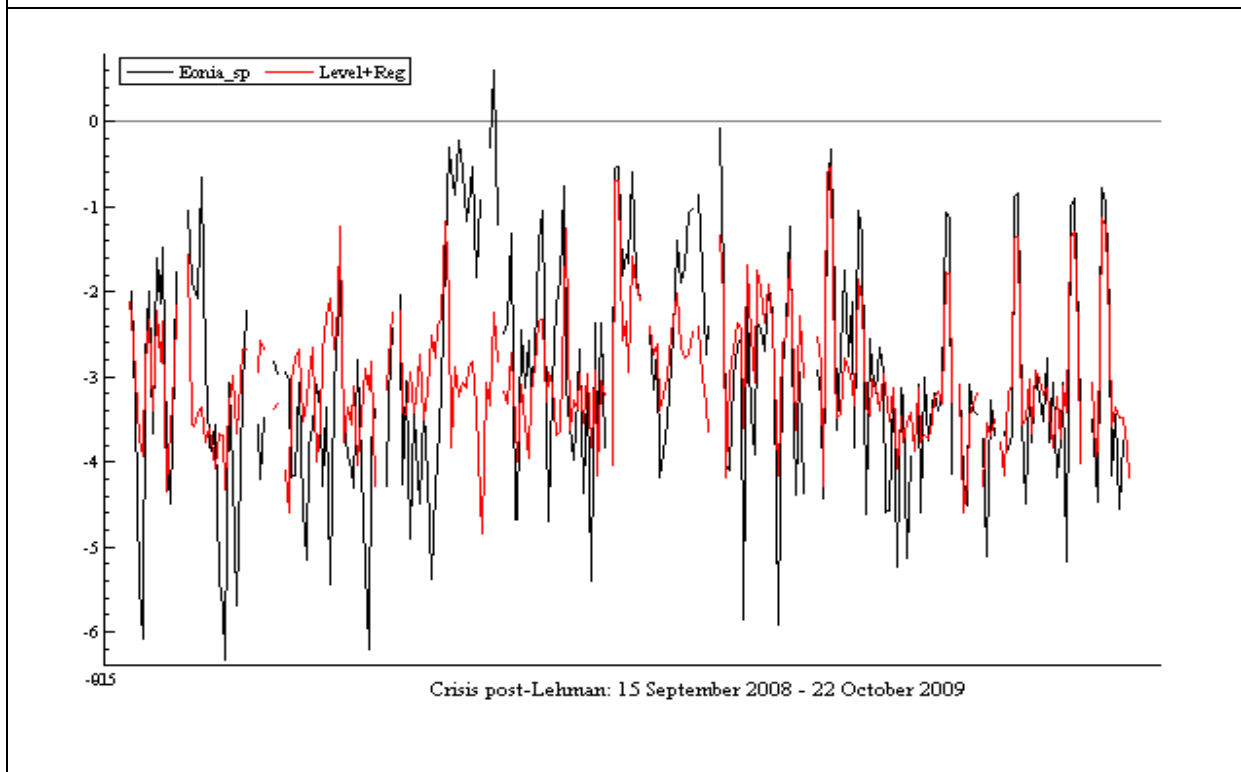
**Table A1 Model Test Diagnostics**

Summary Diagnostics				
	Euro Area		UK	
	Less Intense Crisis Phase	Crisis Post Lehman	Less Intense Crisis Phase	Crisis Post Lehman
Standard Error	0.635	0.991	1.009	0.983
Normality	53.935	7.414	4.543	25.695
Heteroskedasticity	0.308	0.419	0.885	0.816
Serial Correlation at lag 1: r(1)	0.006	-0.004	-0.008	-0.010
Serial Correlation at lag 14: r(14)	0.078	-0.029	-0.063	-0.023
Durbin-Watson	1.979	2.004	1.964	1.999
Box-Ljung – Q(14,10)	10.242	3.396	7.240	6.832
R-squared	0.799	0.464	0.363	0.401

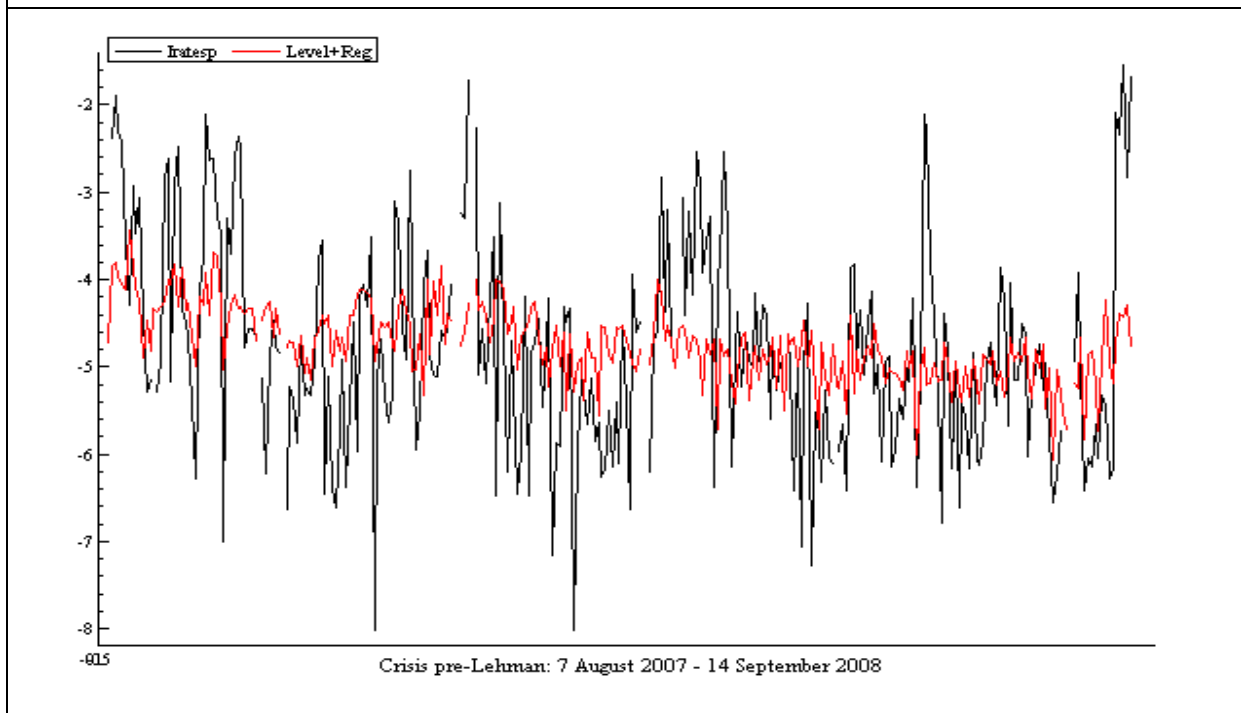
**Figure A3 Stochastic Volatility of the Spread and One Step-Ahead Filter, Euro Area**



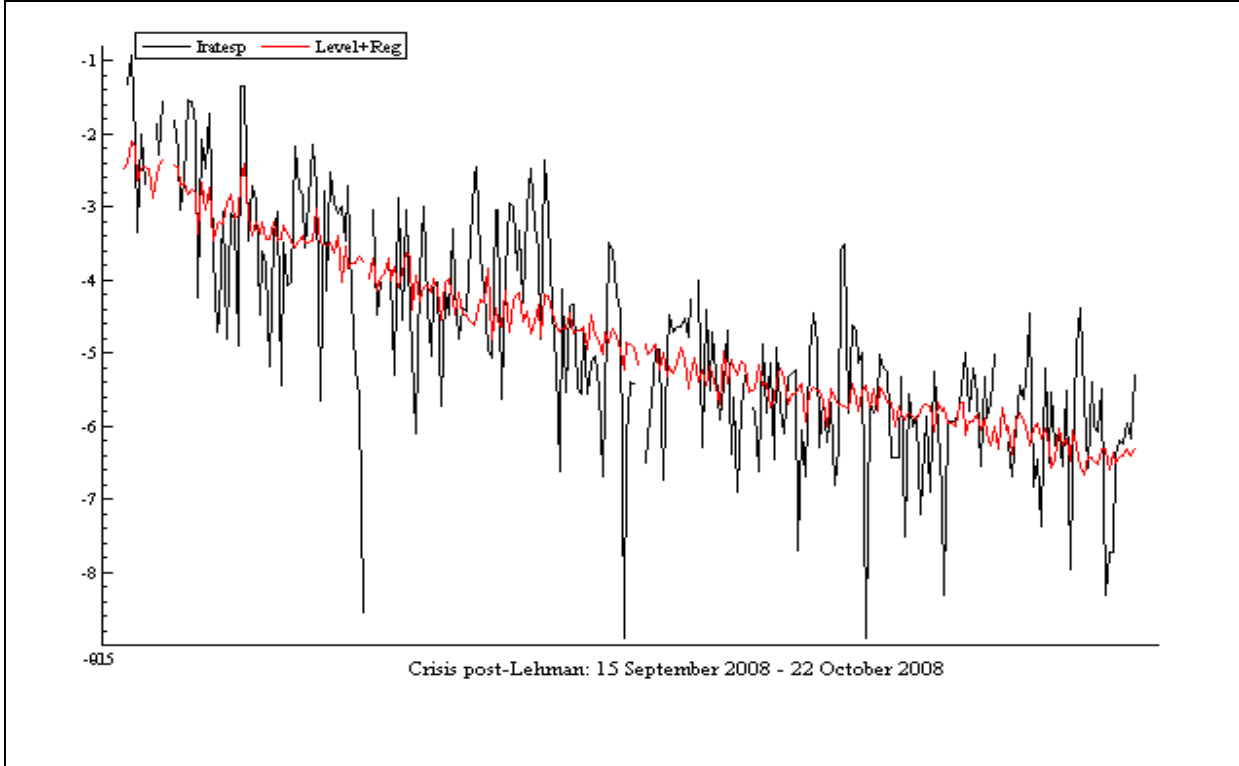
**Figure A4 Stochastic Volatility of the Spread and One Step-Ahead Filter, Euro Area**



**Figure A5 Stochastic Volatility of the Spread and One Step-Ahead Filter, UK**



**Figure A6 Stochastic Volatility of the Spread and One Step-Ahead Filter, UK**



# CESifo Working Paper Series

for full list see [www.cesifo-group.org/wp](http://www.cesifo-group.org/wp)

(address: Poschingerstr. 5, 81679 Munich, Germany, [office@cesifo.de](mailto:office@cesifo.de))

---

- 3053 Sören Blomquist and Laurent Simula, Marginal Deadweight Loss when the Income Tax is Nonlinear, May 2010
- 3054 Lukas Menkhoff, Carol L. Osler and Maik Schmeling, Limit-Order Submission Strategies under Asymmetric Information, May 2010
- 3055 M. Hashem Pesaran and Alexander Chudik, Econometric Analysis of High Dimensional VARs Featuring a Dominant Unit, May 2010
- 3056 Rabah Arezki and Frederick van der Ploeg, Do Natural Resources Depress Income Per Capita?, May 2010
- 3057 Joseph Plasmans and Ruslan Lukach, The Patterns of Inter-firm and Inter-industry Knowledge Flows in the Netherlands, May 2010
- 3058 Jenny E. Ligthart and Sebastian E. V. Werner, Has the Euro Affected the Choice of Invoicing Currency?, May 2010
- 3059 Håkan Selin, Marginal Tax Rates and Tax-Favoured Pension Savings of the Self-Employed – Evidence from Sweden, May 2010
- 3060 Richard Cornes, Roger Hartley and Yuji Tamura, A New Approach to Solving Production-Appropriation Games with Many Heterogeneous Players, May 2010
- 3061 Ronald MacDonald and Flávio Vieira, A Panel Data Investigation of Real Exchange Rate Misalignment and Growth, May 2010
- 3062 Thomas Eichner and Rüdiger Pethig, Efficient Management of Insecure Fossil Fuel Imports through Taxing(!) Domestic Green Energy?, May 2010
- 3063 Vít Bubák, Evžen Kočenda and Filip Žikeš, Volatility Transmission in Emerging European Foreign Exchange Markets, May 2010
- 3064 Leonid V. Azarnert, Après nous le Déluge: Fertility and the Intensity of Struggle against Immigration, May 2010
- 3065 William E. Becker, William H. Greene and John J. Siegfried, Do Undergraduate Majors or Ph.D. Students Affect Faculty Size?, May 2010
- 3066 Johannes Becker, Strategic Trade Policy through the Tax System, May 2010
- 3067 Omer Biran and Françoise Forges, Core-stable Rings in Auctions with Independent Private Values, May 2010
- 3068 Torben M. Andersen, Why do Scandinavians Work?, May 2010

- 3069 Andrey Launov and Klaus Wälde, Estimating Incentive and Welfare Effects of Non-Stationary Unemployment Benefits, May 2010
- 3070 Simon Gächter, Benedikt Herrmann and Christian Thöni, Culture and Cooperation, June 2010
- 3071 Mehmet Bac and Eren Inci, The Old-Boy Network and the Quality of Entrepreneurs, June 2010
- 3072 Krisztina Molnár and Sergio Santoro, Optimal Monetary Policy when Agents are Learning, June 2010
- 3073 Marcel Boyer and Donatella Porrini, Optimal Liability Sharing and Court Errors: An Exploratory Analysis, June 2010
- 3074 Guglielmo Maria Caporale, Roman Matousek and Chris Stewart, EU Banks Rating Assignments: Is there Heterogeneity between New and Old Member Countries? June 2010
- 3075 Assaf Razin and Efraim Sadka, Fiscal and Migration Competition, June 2010
- 3076 Shafik Hebous, Martin Ruf and Alfons Weichenrieder, The Effects of Taxation on the Location Decision of Multinational Firms: M&A vs. Greenfield Investments, June 2010
- 3077 Alessandro Cigno, How to Deal with Covert Child Labour, and Give Children an Effective Education, in a Poor Developing Country: An Optimal Taxation Problem with Moral Hazard, June 2010
- 3078 Bruno S. Frey and Lasse Steiner, World Heritage List: Does it Make Sense?, June 2010
- 3079 Henning Bohn, The Economic Consequences of Rising U.S. Government Debt: Privileges at Risk, June 2010
- 3080 Rebeca Jiménez-Rodríguez, Amalia Morales-Zumaquero and Balázs Égert, The VARYing Effect of Foreign Shocks in Central and Eastern Europe, June 2010
- 3081 Stephane Dees, M. Hashem Pesaran, L. Vanessa Smith and Ron P. Smith, Supply, Demand and Monetary Policy Shocks in a Multi-Country New Keynesian Model, June 2010
- 3082 Sara Amoroso, Peter Kort, Bertrand Melenberg, Joseph Plasmans and Mark Vancauteran, Firm Level Productivity under Imperfect Competition in Output and Labor Markets, June 2010
- 3083 Thomas Eichner and Rüdiger Pethig, International Carbon Emissions Trading and Strategic Incentives to Subsidize Green Energy, June 2010
- 3084 Henri Fraise, Labour Disputes and the Game of Legal Representation, June 2010

- 3085 Andrzej Baniak and Peter Grajzl, Interjurisdictional Linkages and the Scope for Interventionist Legal Harmonization, June 2010
- 3086 Oliver Falck and Ludger Woessmann, School Competition and Students' Entrepreneurial Intentions: International Evidence Using Historical Catholic Roots of Private Schooling, June 2010
- 3087 Bernd Hayo and Stefan Voigt, Determinants of Constitutional Change: Why do Countries Change their Form of Government?, June 2010
- 3088 Momi Dahan and Michel Strawczynski, Fiscal Rules and Composition Bias in OECD Countries, June 2010
- 3089 Marcel Fratzscher and Julien Reynaud, IMF Surveillance and Financial Markets – A Political Economy Analysis, June 2010
- 3090 Michel Beine, Elisabetta Lodigiani and Robert Vermeulen, Remittances and Financial Openness, June 2010
- 3091 Sebastian Kube and Christian Traxler, The Interaction of Legal and Social Norm Enforcement, June 2010
- 3092 Volker Grossmann, Thomas M. Steger and Timo Trimborn, Quantifying Optimal Growth Policy, June 2010
- 3093 Huw David Dixon, A Unified Framework for Using Micro-Data to Compare Dynamic Wage and Price Setting Models, June 2010
- 3094 Helmuth Cremer, Firouz Gahvari and Pierre Pestieau, Accidental Bequests: A Curse for the Rich and a Boon for the Poor, June 2010
- 3095 Frank Lichtenberg, The Contribution of Pharmaceutical Innovation to Longevity Growth in Germany and France, June 2010
- 3096 Simon P. Anderson, Øystein Fosnes and Hans Jarle Kind, Hotelling Competition with Multi-Purchasing: Time Magazine, Newsweek, or both?, June 2010
- 3097 Assar Lindbeck and Mats Persson, A Continuous Theory of Income Insurance, June 2010
- 3098 Thomas Moutos and Christos Tsitsikas, Whither Public Interest: The Case of Greece's Public Finance, June 2010
- 3099 Thomas Eichner and Thorsten Upmann, Labor Markets and Capital Tax Competition, June 2010
- 3100 Massimo Bordignon and Santino Piazza, Who do you Blame in Local Finance? An Analysis of Municipal Financing in Italy, June 2010

- 3101 Kyriakos C. Neanidis, Financial Dollarization and European Union Membership, June 2010
- 3102 Maela Giofré, Investor Protection and Foreign Stakeholders, June 2010
- 3103 Andrea F. Presbitero and Alberto Zazzaro, Competition and Relationship Lending: Friends or Foes?, June 2010
- 3104 Dan Anderberg and Yu Zhu, The Effect of Education on Marital Status and Partner Characteristics: Evidence from the UK, June 2010
- 3105 Hendrik Jürges, Eberhard Kruk and Steffen Reinhold, The Effect of Compulsory Schooling on Health – Evidence from Biomarkers, June 2010
- 3106 Alessandro Gambini and Alberto Zazzaro, Long-Lasting Bank Relationships and Growth of Firms, June 2010
- 3107 Jenny E. Ligthart and Gerard C. van der Meijden, Coordinated Tax-Tariff Reforms, Informality, and Welfare Distribution, June 2010
- 3108 Vilen Lipatov and Alfons Weichenrieder, Optimal Income Taxation with Tax Competition, June 2010
- 3109 Malte Mosel, Competition, Imitation, and R&D Productivity in a Growth Model with Sector-Specific Patent Protection, June 2010
- 3110 Balázs Égert, Catching-up and Inflation in Europe: Balassa-Samuelson, Engel's Law and other Culprits, June 2010
- 3111 Johannes Metzler and Ludger Woessmann, The Impact of Teacher Subject Knowledge on Student Achievement: Evidence from Within-Teacher Within-Student Variation, June 2010
- 3112 Leif Danziger, Uniform and Nonuniform Staggering of Wage Contracts, July 2010
- 3113 Wolfgang Buchholz and Wolfgang Peters, Equity as a Prerequisite for Stable Cooperation in a Public-Good Economy – The Core Revisited, July 2010
- 3114 Panu Poutvaara and Olli Ropponen, School Shootings and Student Performance, July 2010
- 3115 John Beirne, Guglielmo Maria Caporale and Nicola Spagnolo, Liquidity Risk, Credit Risk and the Overnight Interest Rate Spread: A Stochastic Volatility Modelling Approach, July 2010