

Vaona, Andrea

Working Paper

Multiplicatively separable preferences and output persistence

Birkbeck working papers in economics & finance, No. 05,11

Provided in Cooperation with:

Kiel Institute for the World Economy – Leibniz Center for Research on Global Economic Challenges

Suggested Citation: Vaona, Andrea (2005) : Multiplicatively separable preferences and output persistence, Birkbeck working papers in economics & finance, No. 05,11, School of Economics, Mathematics and Statistics, University of London, London

This Version is available at:

<https://hdl.handle.net/10419/3729>

Standard-Nutzungsbedingungen:

Die Dokumente auf EconStor dürfen zu eigenen wissenschaftlichen Zwecken und zum Privatgebrauch gespeichert und kopiert werden.

Sie dürfen die Dokumente nicht für öffentliche oder kommerzielle Zwecke vervielfältigen, öffentlich ausstellen, öffentlich zugänglich machen, vertreiben oder anderweitig nutzen.

Sofern die Verfasser die Dokumente unter Open-Content-Lizenzen (insbesondere CC-Lizenzen) zur Verfügung gestellt haben sollten, gelten abweichend von diesen Nutzungsbedingungen die in der dort genannten Lizenz gewährten Nutzungsrechte.

Terms of use:

Documents in EconStor may be saved and copied for your personal and scholarly purposes.

You are not to copy documents for public or commercial purposes, to exhibit the documents publicly, to make them publicly available on the internet, or to distribute or otherwise use the documents in public.

If the documents have been made available under an Open Content Licence (especially Creative Commons Licences), you may exercise further usage rights as specified in the indicated licence.

ISSN 1745-8587



School of Economics, Mathematics and Statistics

BWPEF 0511

Multiplicatively Separable Preferences and Output Persistence

Andrea Vaona

December 2005

Multiplicatively Separable Preferences and Output Persistence

Andrea Vaona*

October 19, 2005

Abstract

In the New-Neoclassical Synthesis literature it is customary to use additively separable preferences, very often not compatible with long-run productivity growth and trend inflation. The present paper shows that using multiplicatively separable preferences it is possible to gain further insight on the persistence mechanics of this class of models. In particular it is showed that the more leisure and the money-consumption bundle are Edgeworth complement and the less persistent are output deviations after a monetary shock. The basic intuition for this result is that an increase in money supply not only induces economic agents to increase their labour supply, but also raises the opportunity cost for this choice given that agents with more money in their pockets and greater consumption would like to have more leisure too. In addition, empirical estimates not only support multiplicatively and not additively separable preferences, but highlight new problems for the New-Neoclassical Synthesis given that leisure and money (consumption) appear to be Edgeworth complements and not substitutes.

Keywords: Output persistence, multiplicatively separable preferences.

JEL classification: E31, E40

*Andrea Vaona: School of Economics, Mathematics and Statistics, Birkbeck College (University of London, London) and Dipartimento di Scienze Economiche, Università di Verona, Polo Didattico Zanotto, Viale dell'Università, 37100 Verona, Italia. Tel.: +390458028102. E-mail: avaona@econ.bbk.ac.uk. I would like to thank Dennis Snower and Ron Smith for their precious comments. The author is responsible for all the remaining imprecisions or mistakes.

1. Introduction

The persistence puzzle has been at the centre of a large debate among economists. Chari, Kehoe and McGrattan (2000) (hereafter CKM (2000)) and Ascari (2000) argue that, for reasonable values of the structural parameters, Dynamic General Equilibrium Models with either price staggering or wage staggering have considerable difficulties in displaying output persistence after an increase in money supply. On the other hand Erceg (1997), Andersen (1998) and Huang and Liu (2002) have argued that there is a crucial difference between price staggering and wage staggering models, whereby the latter ones have a greater ability in mimicking the stylised fact of output persistence than the former ones. However, Rotemberg and Woodford (1997) produced output persistence with price staggering. Finally Edge (2002) and Ascari (2003) argued that the ability of a model to produce output persistence is not due to either price or wage staggering but to other features of the model, such as firm specific factors and the immobility of labour, which are the basic characteristics of the most successful models produced by the persistence literature so far: the "yeoman farmer" model and the "craft unions" model.

In particular, the "yeoman farmer" model assumes the existence of a set of monopolistically competitive producers with specific labour inputs, while the "craft unions" model assumes the existence of a set of monopolistically competitive unions that set the wage for the households belonging to different crafts. The basic intuition for their better persistence performance is that agents do not want to miss the demand for their specific kind of product or labour to the benefit of their competitors locked in past contracts and therefore they choose not to raise the price for their good or labour too fast. To the purpose of my analysis, I will therefore focus on the "craft unions" model and the "yeoman-farmer model".

Moreover Ascari (2004) has recently shown that the short run properties of the Calvo model are not robust to trend inflation whereas those of the Taylor model are, so I will stick to Taylor staggering. In this contribution I will adopt the widespread method of log-linearising the system of the first order conditions around a zero inflation steady state, cutting the money intertemporal link but assuming wage/price stickiness and exploring the persistence properties of a stripped down version of the model that can be solved analytically. I will then present numerical evidence for the full scale model, once reinserting the money intertemporal link.

To my knowledge the significance of the assumption of additively separable preferences for the performance of the new Keynesian models with staggered prices/wages has not been thoroughly investigated, notwithstanding that both Woodford (2003) and Walsh (2003) called for a sound assessment of this issue.

The proposed study would like to help to accomplish this task. As far as separability in preferences is concerned, assuming a multiplicatively separable utility function will increase the channels through which a shock in money supply affects

the economic system. Indeed, each of the utility arguments - money, consumption and leisure - will enter not only its own marginal utility but also the marginal utilities of the other two. This property is of course appealing to those thinking to social and economic phenomena as deeply interlinked. Moreover, it will allow to assess thoroughly how preferences and technology interact in the persistence mechanics of neo-keynesian models, an issue where the assumption of additively separable preferences induces too simplistic results.

It is worth also noting that the separability of utility function and detrending are deeply connected: as it is possible to show following King and Rebelo (2000) an additively separable utility function is not always compatible with a steady state with either a positive inflation rate or productivity growth, unless specified as a logarithmic Cobb-Douglas. I will compare multiplicatively separable preferences to additively separable ones also regarding the effect of steady state money growth on output persistence.

Finally multiplicatively separable preferences are important not only for their theoretical implications but also on the empirical ground. There are not many empirical studies estimating preferences including leisure, due to the difficulty in finding data about working-time especially at the aggregate level and for sizeable samples. However, to my knowledge there exists one study trying to accomplish this task.

Soriano de Alencar and Nakane (2003) estimated the Euler equations deriving from a multiplicatively separable utility function, showing its greater ability to match their data with respect to additively separable preferences and finding a positive value for the elasticity of the marginal utility of leisure with respect to money and consumption, implying their Edgeworth complementarity.

This is bad news for the ability of neo-keynesian models to display persistence of output deviations from steady state after a monetary shock. Indeed, by using a utility function similar to that in King, Plosser and Rebelo (2001), I will show that in the craft unions and in the yeoman-farmer model the persistence of output after a monetary shock decreases the more leisure on the one hand and money and consumption on the other are Edgeworth complements. The underlying reason is that, as showed in Ascari (2003), due to labour immobility, in those models economic agents will not change their price/wage after a monetary shock to preserve their demand and will increase their labour supply, but the increase in money balances and consumption will increase the marginal utility of leisure increasing the opportunity cost of persistent deviations of output from steady state. What is also interesting is that the restrictions imposed by a utility function à la King, Plosser and Rebelo (2001) result in making the labour market the centre of persistence issues, excluding that other parts of the economic system may have a role.

Persistence can be measured in different ways. CKM (2000) privileged the root of the system of the equations of the stripped-down version of the model and, for

the full scale version of the model, the half life of the output deviation from steady state, defined as the time it takes to shrink to half of its impact value. Ascari (2003) focused on the root of the system. Dealing with unemployment issues, Karanassou, Sala and Snower (2003) used the sum of the area below the impulse response function of unemployment to measure how persistent are unemployment changes after shocks in competitiveness, social security benefits and the real interest rate. In this contribution I will focus on the root of the system for the stripped down version of the model and the area below the impulse response function of the output deviation from steady state for the full scale model, because I think that the right question in the present context is not what is the intensity of the output deviation in each period compared to its impact value but how much product is possible to gain after a monetary shock.

To sum up the proposed study will attempt to take further the analysis of the persistence mechanics of new-keynesian models with sticky wages and prices by exploring how multiplicatively separable preferences affect output persistence in the "craft unions" model and in the "yeoman farmer" model without intertemporal links but the staggered wage/price by means of both symbolic and numerical analysis. In this contribution I adopt a Money in the Utility function approach and not a Cash-In-Advance one, however they have been showed to be functional equivalent (Walsh, 2003).

The rest of the paper is structured as follows. Section 2 shows closed form solutions for stripped down versions of both the "yeoman farmer" model and the "craft unions" model. All the technical steps to achieve these solutions are in the Appendices to the paper. Section 3 shows how the root of the system changes as a function of the underlying structural parameters. Section 4 shows numerical results for the full scale "craft unions" model. Section 5 concludes.

2. The Stripped-Down Version of the Models

2.1. The Craft Unions Model

I suppose the existence of four markets: the intermediate and the final labour markets and the intermediate and the final product markets. In the intermediate labour market, a continuum of monopolistically competitive households, indexed by $i \in [0, 1]$, sell their specific labour force (H_{it}) to perfectly competitive intermediaries at the wage rate W_{it} . Through the final labour market, the labour intermediaries provide a continuum of monopolistically competitive firms, indexed by $j \in [0, 1]$, on the intermediate product sector with an homogeneous labour supply (H_t) charging them the price of the wage index (W_t). Firms buy the homogeneous labour input and sell a differentiated output (Y_{jt}) for the price P_{jt} to a product market intermediary who aggregates all the different products and sell them as an homogeneous good (Y_t) on the final product market for the price P_t .

Therefore there will be two markets with monopolistic competition, the intermediate labour and product markets, and two markets with perfect competition, the final good and labour markets.

To each market corresponds one maximization problem. Labour intermediaries maximize their production subject to the constraint that their output market is perfectly competitive:

$$\begin{aligned} \max_{H_{it}} H_t &= \left[\int_0^1 H_{it}^{\frac{\theta_w-1}{\theta_w}} di \right]^{\frac{\theta_w}{\theta_w-1}} \\ \text{s.t. } W_t H_t - \int_0^1 W_{it} H_{it} di &= 0 \end{aligned}$$

where θ_w is the elasticity of substitution between different kinds of labour.

Solving the maximization problem above it is possible to obtain the demand for the individual kinds of labour

$$H_{it} = \left(\frac{W_{it}}{W_t} \right)^{-\theta_w} H_t \quad (1)$$

and the aggregate wage index:

$$W_t = \left(\int_0^1 W_{it}^{1-\theta_w} di \right)^{\frac{1}{1-\theta_w}} \quad (2)$$

Assuming wage staggering and the existence of two labour cohorts, (2) can be rewritten as

$$W_t = \left(\frac{1}{2} W_{it}^{1-\theta_w} + \frac{1}{2} W_{it-1}^{1-\theta_w} \right)^{\frac{1}{1-\theta_w}}$$

given that due to symmetry all the households within a cohort set the same wage.

The final sector problem mirrors the problem above given that the final sector producers maximize their production having a perfectly competitive output market and monopolistically competitive input market

$$\begin{aligned} \max_{Y_{jt}} Y_t &= \left[\int_0^1 Y_{jt}^{\frac{\theta_p-1}{\theta_p}} dj \right]^{\frac{\theta_p}{\theta_p-1}} \\ \text{s.t. } P_t Y_t - \int_0^1 P_{jt} Y_{jt} dj &= 0 \end{aligned}$$

where θ_w is the elasticity of substitution between different kinds of labour.

By solving this maximization problem it is possible to obtain the usual demand function for individual output

$$Y_{jt} = \left[\frac{P_{jt}}{P_t} \right]^{-\theta_p} Y_t \quad (3)$$

and the aggregate price index

$$P_t = \left(\int_0^1 P_{jt}^{1-\theta_p} dj \right)^{\frac{1}{1-\theta_p}} \quad (4)$$

In the intermediate product market, each firm maximizes its profit under the constraints of the production function and the demand function for their output:

$$\begin{aligned} \max_{P_{jt}} \quad & P_{jt} Y_{jt} - W_t H_{jt} \\ \text{s.t.} \quad & Y_{jt} = \alpha H_{jt}^\sigma \\ & Y_{jt} = \left[\frac{P_{jt}}{P_t} \right]^{-\theta_p} Y_t \end{aligned} \quad (5)$$

where H_{jt} is the demand for labour of firm j . The solution to (5) gives the price setting equation:

$$P_{jt} = \frac{1}{\sigma} \alpha^{-\frac{1}{\sigma}} \frac{\theta_p}{\theta_p - 1} W_t Y_{jt}^{\frac{1}{\sigma} - 1} \quad (6)$$

where due to the absence of price staggering $P_{jt} = P_t$ and $Y_{jt} = Y_t$. This also implies $H_{jt} = H_t$

Finally the representative consumer maximizes her utility given the budget constraint, the individual labour demand and the resource constraint:

$$\begin{aligned} \max_{\{C_t, \frac{M_t}{P_t}, W_{it}\}} \quad & \sum_{t=0}^{\infty} \beta^t U \left(C_t, \frac{M_t}{P_t}, 1 - H_{it} \right) \\ \text{s.t.} \quad & P_t Y_t = P_t C_t + M_t - \mu_t M_{t-1} + B_t - B_{t-1} \\ & P_t Y_t = \int_0^1 W_{it} H_{it} di + P_t \Pi_t \\ & H_{it} = \left(\frac{W_{it}}{W_t} \right)^{-\theta_w} H_t \end{aligned} \quad (7)$$

where μ_t is a shock to money holdings that, as in Ascari (2003), takes place at the beginning of period t and where it is possible to see that economic agents' assets evolve according the following law of motion:

$$M_t + B_t = P_t Y_t - P_t C_t + \mu_t M_{t-1} + B_{t-1}$$

and the government budget constraint is

$$P_t G_t = M_t + B_t - \mu_t M_{t-1} - B_{t-1}$$

I further suppose that money is growing in steady state at the rate χ and that nominal wages grow at the same rate too. So in fact, agents when maximizing utility choose a growth path for their wage.

After detrending nominal variables, (7) becomes

$$\begin{aligned} & \max_{\{C_t, \frac{M_t}{P_t}, W_{it}\}_{t=0}} \sum_{t=0}^{\infty} \beta^t U \left(C_t, \frac{m_t}{p_t}, 1 - H_{it} \right) \\ & \text{s.t. } p_t Y_t = p_t C_t + m_t - \mu_t \frac{m_{t-1}}{\chi} + b_t - \frac{b_{t-1}}{\chi} \\ & p_t Y_t = \int_0^1 w_{it} H_{it} di + p_t \Pi_t \\ & H_{it} = \left(\frac{w_{it}}{w_t} \right)^{-\theta_w} H_t \end{aligned} \tag{8}$$

where small case letters are the detrended counterpart of the capital ones. The existence of wage staggering appears clear considering the wage first order condition, which is obtained by maximizing utility subject to the constrains showed in (7) with respect to the household wage hold fixed over the contract period:

$$\begin{aligned} & E_t \left[U_H(\cdot_t) \theta_w \left(\frac{w_{it}}{w_t} \right)^{-\theta_w} \frac{H_t}{w_{it}} + \beta U_H(\cdot_{t+1}) \theta_w \left(\frac{w_{it}}{w_{t+1}} \right)^{-\theta_w} \frac{H_{t+1}}{w_{it+1}} \right] = \\ & = E_t \left[\lambda_t (\theta_w - 1) \left(\frac{w_{it}}{w_t} \right)^{-\theta_w} \frac{H_t}{p_t} + \lambda_{t+1} \beta (\theta_w - 1) \left(\frac{w_{it}}{w_{t+1}} \right)^{-\theta_w} \frac{H_{t+1}}{p_{t+1}} \right] \end{aligned}$$

This being a model without capital, there are only two intertemporal links: the $t + 1$ terms in the first order conditions for money and the staggered wage. Dropping the former one, and log-linearising the system of equations derived from the maximization problems above around a zero bond steady state it is possible to obtain a system of 8 equations: the three first order conditions, the demand for the i -th labour kind, the budget constraint, the wage index, the price setting equation and the production function of the firms of the intermediate product sector.

$$\eta_{CC}\hat{c}_t + \eta_{CM}(\hat{m}_t - \hat{p}_t) + \eta_{CH}\hat{h}_{it} - \hat{\lambda}_t = 0 \quad (9)$$

$$E \left[\eta_{MC}\hat{c}_t + \eta_{MM}(\hat{m}_t - \hat{p}_t) + \eta_{MH}\hat{h}_{it} - \hat{\lambda}_t + \frac{\beta}{\chi}\hat{\lambda}_{t+1} \right] = 0 \quad (10)$$

$$E \left[\eta_{HC}(\hat{c}_t + \beta\hat{c}_{t+1}) + \eta_{HM}(\hat{m}_t - \hat{p}_t + \beta\hat{m}_{t+1} - \beta\hat{p}_{t+1}) + \eta_{HH}(\hat{h}_{it} + \beta\hat{h}_{it+1}) - (1 + \beta)\hat{w}_{it} - \hat{\lambda}_t - \beta\hat{\lambda}_{t+1} + \hat{p}_t + \beta\hat{p}_{t+1} \right] = 0 \quad (11)$$

$$\hat{h}_{it} - \theta_w(\hat{w}_t - \hat{w}_{it}) - \hat{h}_t = 0 \quad (12)$$

$$\hat{y}_t - \frac{C}{Y}\hat{c}_t - \frac{m}{Y} \left[\hat{m}_t - \left(1 - \frac{1}{\chi}\right)\hat{p}_t - \frac{\hat{m}_{t-1}}{\chi} \right] = 0 \quad (13)$$

$$\hat{w}_t - \frac{1}{2}(\hat{w}_{it} + \hat{w}_{it-1}) = 0 \quad (14)$$

$$\hat{p}_t - \hat{w}_t - \frac{1 - \sigma}{\sigma}\hat{y}_t = 0 \quad (15)$$

$$\hat{y}_t - \sigma\hat{h}_t = 0 \quad (16)$$

where the variables without time subscript are steady state variables.

To achieve the stripped down version of the model above it is necessary to cut the money intertemporal link, which is the same as to set $\chi = \infty$: a simplification that will be eliminated when going back to the full scale model. After this operation the money first order condition (10) becomes:

$$\eta_{MC}\hat{c}_t + \eta_{MM}(\hat{m}_t - \hat{p}_t) + \eta_{MH}\hat{h}_{it} = \hat{\lambda}_t$$

and the budget constraint

$$\hat{y}_t = \frac{C}{Y}\hat{c}_t + \frac{m}{Y}(\hat{m}_t - \hat{p}_t)$$

By the same token in steady state one will have:

$$Y = c + \frac{m}{p}$$

In this way, the system can be solved even without an equality between real money holdings, consumption and income as in CKM (2000). Furthermore, it seems inappropriate also to solve separately the Euler equation of money as a Bellman equation as in Ascari (2003) given that it results in unnecessarily restricting the product between the quantity of real money and the utility deriving from consumption. As showed in the Appendix, after a few passages and keeping in mind that $\hat{h}_{jt+1} = \theta_w(\hat{w}_{jt} - \hat{w}_{t+1}) + \hat{h}_{t+1}$ it is possible to obtain a system similar to that in Ascari (2003):

$$\begin{aligned}
 \hat{w}_{jt} &= \frac{1}{2}(\hat{p}_t + E_t \hat{p}_{t+1}) + \frac{1}{2}\gamma(\hat{y}_t + E_t \hat{y}_{t+1}) \\
 \hat{p}_t &= \frac{1}{2}(\hat{w}_{jt} + \hat{w}_{jt-1}) + a\hat{y}_t \\
 \hat{y}_t &= \delta_1 \hat{m}_t + \delta_2 \hat{p}_t + \delta_3 \hat{w}_{jt}
 \end{aligned} \tag{17}$$

with the parameters assuming the following forms: $\delta_1 = \frac{b_1}{1 + \frac{b_0}{\sigma} - \frac{b_0}{\sigma}\theta_w(1-\sigma)}$, $\delta_2 = -\frac{b_1 + b_0\theta_w}{1 + \frac{b_0}{\sigma} - \frac{b_0}{\sigma}\theta_w(1-\sigma)}$, $\delta_3 = \frac{b_0\theta_w}{1 + \frac{b_0}{\sigma} - \frac{b_0}{\sigma}\theta_w(1-\sigma)}$, $\gamma = \frac{\left[\frac{a_0}{b_1} + \frac{1}{\sigma}\left(a_1 - \frac{a_0 b_0}{b_1}\right) + \frac{1-\sigma}{\sigma}\right]}{\left[\left(a_1 - a_0 \frac{b_0}{b_1}\right)\theta_w + 1\right]} - \frac{1-\sigma}{\sigma}$, $a = \frac{1-\sigma}{\sigma}$, where we have $b_1 = \frac{C}{Y} \left(\frac{\eta_{MM} - \eta_{CM}}{\eta_{CC} - \eta_{MC}} \right) + \frac{m}{Y}$, $b_0 = \frac{C}{Y} \left(\frac{\eta_{MH} - \eta_{CH}}{\eta_{CC} - \eta_{MC}} \right)$, $a_0 = \left[(\eta_{HC} - \eta_{MC}) \frac{(\eta_{MM} - \eta_{CM})}{(\eta_{CC} - \eta_{MC})} + (\eta_{HM} - \eta_{MM}) \right]$, $a_1 = \left[(\eta_{HC} - \eta_{MC}) \frac{(\eta_{ML} - \eta_{CL})}{(\eta_{CC} - \eta_{MC})} + (\eta_{HH} - \eta_{MH}) \right]$ where $\eta_{IJ} = \frac{U_{IJ}(\cdot)}{U_I(\cdot)} J$.

It is interesting to note that the last equation of the system above can be written also in the following form:

$$\hat{y}_t = \frac{b_1}{1 + \frac{b_0}{\sigma}}(\hat{m}_t - \hat{p}_t) + \frac{b_0}{1 + \frac{b_0}{\sigma}}\theta_w(\hat{w}_t - \hat{w}_{jt}) \tag{18}$$

therefore the distance of output from its steady state value is a function of the distance of real money from its steady state level plus a factor depending on the inefficiencies arising from staggered wage(price)-setting during transitional dynamics.

It is possible to consider the following utility function which is consistent with steady state real and nominal growth:

$$U = \begin{cases} \frac{1}{1-\sigma_c} \left\{ \left[\beta_c C_t^\nu + (1-\beta_c) \left(\frac{M_t}{P_t} \right)^\nu \right]^{\frac{1}{\nu}} \right\}^{1-\sigma_c} v(L_{it}) & \text{if } \sigma_c \neq 1 \\ \ln \left[\beta_c C_t^\nu + (1-\beta_c) \left(\frac{M_t}{P_t} \right)^\nu \right]^{\frac{1}{\nu}} + v(L_{it}) & \text{if } \sigma_c = 1 \end{cases} \tag{19}$$

where $L_{it} = 1 - H_{it}$ and $v(L_{it}) = \frac{1}{1+\eta} (1 - L_{it}^{1+\eta})$, decreasing and convex for $\sigma_c > 1$, and $v(L) = \frac{1}{1+\eta} (L^{1+\eta} - 1)$, increasing and concave otherwise - in order to make sure that leisure, money and consumption are goods, as in King, Plosser and Rebelo (2001).

The utility function above imposes three restrictions on the parameters of (17):

$$\eta_{MM} - \eta_{CM} = \eta_{CC} - \eta_{MC} \tag{20}$$

$$\eta_{HC} - \eta_{MC} + \eta_{HM} - \eta_{MM} = 1 \tag{21}$$

$$\eta_{MH} = \eta_{CH} \quad (22)$$

It is worth stressing that the restrictions above allow an easy solution for (17), given that imposing them it is possible to obtain $b_0 = 0$, $b_1 = \frac{C}{Y} + \frac{m}{Y} = 1$ due to the budget constraint, $a_0 = 1$, $a_1 = \eta_{LL} - \eta_{CH}$. So that the system to be solved is:

$$\begin{aligned} \hat{w}_{jt} &= \frac{1}{2}(\hat{p}_t + E_t \hat{p}_{t+1}) + \frac{1}{2}\gamma(\hat{y}_t + E_t \hat{y}_{t+1}) \\ \hat{p}_t &= \frac{1}{2}(\hat{w}_{jt} + \hat{w}_{jt-1}) + a\hat{y}_t \\ \hat{y}_t &= \hat{m}_t - \hat{p}_t \end{aligned} \quad (23)$$

$$\text{with } \gamma = \left[\left(\frac{1 + \frac{a_1 + 1 - \sigma}{\sigma}}{1 + \theta_w a_1} \right) - \frac{1 - \sigma}{\sigma} \right] \text{ and } a = \frac{1 - \sigma}{\sigma}$$

Adopting standard methods (Sargent, 1987 and Ascari, 2003) and exploiting the restrictions (20)-(22), it is possible to show that the persistence root of the system is a decreasing function of the following term:

$$R_{CU} = \frac{a + \gamma}{a + 1} = \frac{(\eta_{HH} - \eta_{MH}) + 1}{(\eta_{HH} - \eta_{MH})\theta_w + 1} = \frac{1 + \left(-\eta \frac{H}{1-H} + \frac{(1+\eta)L^\eta}{(L^{1+\eta}-1)} H \right)}{1 + \left(-\eta \frac{H}{1-H} + \frac{(1+\eta)L^\eta}{(L^{1+\eta}-1)} H \right) \theta_w} \quad (24)$$

where H is the steady state value of labour supply. It is worth recalling that the root of the system is $\frac{1-\sqrt{R}}{1+\sqrt{R}}$. The dependence of persistence on the steady state value of H is common to the additively separable utility function given that η_{MH} and η_{CH} are equal to zero in that case. I will return to the derivative of the R-term above after briefly considering the yeoman-farmer model.

2.2. The Yeoman-Farmer Model

In the yeoman-farmer model the number of markets in the economy shrinks to two. Indeed there is no labor market, neither intermediate nor final, because it is assumed that each monopolistically competitive firm uses a specific kind of labour to produce its output. This is also the reason for its label because it would like to depict a stylized economy where agents do not enter a labour market, but directly sell their output on the product market. Consequently, there exist only two product markets an intermediate and a final one. The maximization problem for the representative firm operating on the final product market is the same as above, therefore (3) and (4) remain valid also for the final product sector in the "yeoman-farmer" model. On the other hand, for the intermediate product sector the maximization problem becomes:

$$\begin{aligned}
& \max_{\{C_t, \frac{M_t}{P_t}, P_{jt}, B_t\}} \sum_{t=0}^{\infty} \beta^t U \left(C_t, \frac{M_t}{P_t}, 1 - H_{jt} \right) \\
& \text{s.t. } H_{jt} = \alpha^{-\frac{1}{\sigma}} Y_{jt}^{\frac{1}{\sigma}} \\
& P_t Y_t = P_t C_t + M_t - \mu_t M_{t-1} + B_t - B_{t-1} \\
& Y_{jt} = \left[\frac{P_{jt}}{P_t} \right]^{-\theta_w} Y_t
\end{aligned}$$

After detrending, taking first order conditions for both the maximization problem above and for that of the firms of the final product sector, log-linearising the system of equations obtained in this way and after a few passages (see the Appendix), it is possible to arrive to an Ascari-like system as above with p_{jt} instead of w_{jt} and with the following parameters: $\delta_1 = \frac{b_1}{1+\frac{b_0}{\sigma}}$, $\delta_2 = -\frac{b_1+b_0\theta_p}{1+\frac{b_0}{\sigma}}$, $\delta_3 = \frac{b_0\theta_p}{1+\frac{b_0}{\sigma}}$, $\gamma = \frac{\frac{a_0}{b_1}+1+\frac{b_0}{\sigma}+a_1}{1+\theta_p\left(\frac{a_0}{b_1}b_0-a_1\right)}$, $a = 0$, $b_1 = \frac{C}{Y} \left(\frac{\eta_{MM}-\eta_{CM}}{\eta_{CC}-\eta_{MC}} \right) + \frac{m}{Y}$, $b_0 = \frac{C}{Y} \left(\frac{\eta_{MH}-\eta_{CH}}{\eta_{CC}-\eta_{MC}} \right)$, $a_0 = (\eta_{LC} - \eta_{MC}) \left(\frac{\eta_{MM}-\eta_{CM}}{\eta_{CC}-\eta_{MC}} \right) + (\eta_{LM} - \eta_{MM})$, $a_1 = (\eta_{LC} - \eta_{MC}) \left(\frac{\eta_{ML}-\eta_{CL}}{\eta_{CC}-\eta_{MC}} \right) \frac{1}{\sigma} + \frac{1}{\sigma} (\eta_{LL} - \eta_{ML} - 1 + \sigma)$.

As in the previous case it is possible to show that the R of the system is:

$$R_{YF} = \frac{a + \gamma}{a + 1} = \frac{1 + \left(\frac{1}{\sigma} \eta_{HH} - \frac{1}{\sigma} \eta_{CH} + \frac{1}{\sigma} - 1 \right)}{1 + \left(\frac{1}{\sigma} \eta_{HH} - \frac{1}{\sigma} \eta_{CH} + \frac{1}{\sigma} - 1 \right) \theta_p} = \frac{1 + \left(-\eta_{\sigma} \frac{1}{1-H} + \frac{1}{\sigma} \frac{(1+\eta)L_{it}^{\eta}}{(L_{it}^{1+\eta}-1)} H + \frac{1}{\sigma} - 1 \right)}{1 + \left(-\eta_{\sigma} \frac{1}{1-H} + \frac{1}{\sigma} \frac{(1+\eta)L_{it}^{\eta}}{(L_{it}^{1+\eta}-1)} H + \frac{1}{\sigma} - 1 \right) \theta_p}$$

3. Persistence as a function of preferences and technology

It is worth studying the sign of the derivatives of the R-terms above in order to understand how the values of the structural parameters affect persistence, recalling that the persistence root of the system is a decreasing function of the R-term and therefore what increases R will decrease persistence and viceversa.

What appears from the results below is that persistence is not a clear-cut function of the structural parameters, on the contrary the sign of the derivatives of the R-term with respect to the parameters of consumers' preferences depend systematically on the values of the technology parameters and viceversa, a result that previous contributions in the field could not completely grasp because of their reliance on additively separable utility functions.

From the equations above it is straightforward to see that

$$\frac{\partial R_i}{\partial \eta_{HH}} < 0 \text{ if } \theta_j > 1 \text{ with } i = CU, YF \text{ and } j = w, p \quad (25)$$

where η_{HH} is the inverse of the intertemporal elasticity of substitution of leisure times the ratio between working time and leisure (see the Appendix). Therefore like in Ascari (2003) the intuition that a high intertemporal elasticity of substitution of leisure is necessary to obtain persistence may or may not hold. However, it does hold to the condition that the intratemporal elasticity of substitution between different kinds of labour/goods is big enough. The intuition is that economic agents in presence of monopolistic competition and a high substitutability of different kinds of labour/goods do not want to miss the temporary increase in output after a monetary shock to the benefit of their competitors and therefore they do not raise their price quickly. In addition given the high intertemporal substitutability of leisure they will try to reap the largest possible benefit from the temporary increase in demand.

As far as the degree of complementarity between money (consumption) and leisure the following result holds:

$$\frac{\partial R_i}{\partial \eta_{CH}} > 0 \text{ if } \theta_j > 1 \text{ with } i = CU, YF \text{ and } j = w, p \quad (26)$$

Therefore, the more leisure and money (consumption) are Edgeworth complements and the more persistence will decrease because in this context where money and consumption can affect the marginal utility of leisure, an increase in the quantity of money will increase the marginal utility of leisure and it will reduce persistence, by reducing labour supply.

Regarding θ_w , θ_p and σ ,

$$\frac{\partial R_{CU}}{\partial \theta_w} > 0 \text{ if } \eta_{MH} - 1 < \eta_{HH} < \eta_{MH} \quad (27)$$

$$\frac{\partial R_{YF}}{\partial \theta_p} > 0 \text{ if } \eta_{MH} - 1 < \eta_{HH} < \eta_{MH} - 1 + \sigma \quad (28)$$

$$\frac{\partial R_{YF}}{\partial \sigma} < 0 \text{ if } \eta_{MH} - 1 > \eta_{HH} \quad (29)$$

An increase of θ_p , θ_w , σ increases persistence unless η_{HH} lays in an interval whose extremes depend on the elasticity of the marginal utility of leisure with respect to money (consumption): again the results concerning the technology parameters depend on the characteristics of preferences.

The economic meaning of the results regarding θ_p , θ_w and σ is well known in the literature. Ascari (2003) already showed that large values of the elasticity of substitution between different goods or kinds of labour increase persistence, because, as already stated, economic agents do not raise price quickly to avoid that competitors with prices/wages set in previous periods steal them demand. On the other hand, an increase in the elasticity of the production function with respect to labour inputs increases persistence because small changes in labour supply can produce large changes in output. The results above show that this is not the whole story and that economic agents face a trade-off in their preferences as long as money (consumption) and leisure are complement because on the one hand they will try not to miss the demand for their specific kind of good (labour) but on the other they will be tempted to take advantage from the increase in their money holdings by reducing their labour supply. In the same way a large increase in output, in presence of a very elastic production function, will increase money holdings (given that in this model money supply and money demand are always equal), reducing labour supply and therefore persistence.

Finally, also the issue if price staggering or wage staggering generates more persistence depends on the value of the underlying parameters, under the hypothesis that $\theta_p = \theta_w$:

$$R_{CU} > R_{YF} \text{ if } \theta_p = \theta_w > 1, \sigma < 1 \text{ and } \eta_{LL} > \eta_{ML} - 1 \quad (30)$$

In order to appreciate the magnitude of the effect of multiplicatively separable preferences on output persistence, Figure 1 shows the root of the system of the "craft unions" model as a function of θ_w . As expected output persistence is increasing in θ_w , but persistence overestimation deriving from additively separable preferences, though been sizeable, does not substantially depend on the elasticity of substitution between different kinds of labour.

4. The full scale version of the model

This section tackles the issue of the incidence of additively versus multiplicatively separable preferences on the persistence of output deviations from steady state after a monetary shock in the context of the full scale "craft unions" model. When moving to consider the full scale version of the model from the stripped down one, it is necessary to reinsert the money intertemporal link. I will now also suppose that the money shock takes place at the end of period t so that households' asset move according to the following law of motion:

$$\mu_t M_t + B_t = P_t Y_t - P_t C_t + M_{t-1} + B_{t-1}$$

Therefore the log-linearized system of equations will be very similar to (9)-(16), with a few exceptions. The first order condition with respect to money will be replaced by:

$$E_t \left[\eta_{MC} \hat{c}_t + \eta_{MM} (\hat{\mu}_t + \hat{m}_t - \hat{p}_t) + \eta_{MH} \hat{h}_{it} - \hat{\lambda}_t + \frac{\beta}{\chi} \hat{\lambda}_{t+1} \right] = 0$$

the budget constraint by

$$\hat{y}_t - \frac{C}{Y} \hat{c}_t - \frac{m}{Y} \left[\hat{m}_t + \hat{\mu}_t - \left(1 - \frac{1}{\chi}\right) \hat{p}_t - \frac{\hat{m}_{t-1}}{\chi} \right] = 0$$

The first order condition with respect to consumption will be replaced by:

$$\eta_{CC} \hat{c}_t + \eta_{CM} (\hat{\mu}_t + \hat{m}_t - \hat{p}_t) + \eta_{CH} \hat{h}_{it} - \hat{\lambda}_t = 0$$

and the first order condition with respect to the household wage by:

$$E \left[\eta_{HC} (\hat{c}_t + \beta \hat{c}_{t+1}) + \eta_{HM} (\hat{m}_t + \hat{\mu}_t - \hat{p}_t + \beta \hat{m}_{t+1} - \beta \hat{p}_{t+1}) + \eta_{HH} (\hat{h}_{it} + \beta \hat{h}_{it+1}) - (1 + \beta) \hat{w}_{it} - \hat{\lambda}_t - \beta \hat{\lambda}_{t+1} + \hat{p}_t + \beta \hat{p}_{t+1} \right] = 0 \quad (31)$$

$\hat{\mu}_t$ is supposed to follow an AR(1) process.

$$\hat{\mu}_t = \rho \hat{\mu}_{t-1} + \hat{\epsilon}_t$$

To find the steady state, let us assume like in King, Plosser and Rebelo (2001), that $H = 0.3$. As a consequence, one has that $H_i = H$ and $L_i = 1 - H$. Considering the aggregate production function of the intermediate output sector it is possible to obtain the level of output

$$Y = \alpha H^\sigma$$

and, therefore, by using the money and the consumption first order conditions, the level of consumption and that of money holdings

$$Y = C + \left(1 - \frac{1}{\chi}\right) \left[\left(1 - \frac{\beta}{\chi}\right) \frac{\beta_c}{(1 - \beta_c)} \right]^{\frac{1}{\nu-1}} C$$

$$m = \left[\left(1 - \frac{\beta}{\chi}\right) \frac{\beta_c}{(1 - \beta_c)} \right]^{\frac{1}{\nu-1}} C$$

Finally, by combining the wage and consumption first order condition it is possible to obtain the parameters of a generalized version of $v(L_{it})$ to be set endogenously. To this purpose it is worth noting that when considering multiplicatively separable preferences it is not possible to set as in King and Rebelo (2000):

$$v(L) = \frac{\theta}{1 + \eta} (L^{1+\eta} - 1)$$

because θ is not identified, given that combining the wage and the consumption first order conditions it cancels out. Therefore, I switched to the following function of leisure

$$v(L) = \frac{1}{1 + \eta} (L^{1+\eta} - \theta)$$

where θ is set endogenously:

$$\theta = L^{1+\eta} - \frac{1 + \eta}{1 - \sigma_c} (L)^\eta \frac{\theta_w}{(\theta_w - 1)} \frac{1}{\sigma} \alpha^{-\frac{1}{\sigma}} \frac{\theta_p}{\theta_p - 1} Y^{\frac{1}{\sigma} - 1} \left\{ \frac{\beta_c C^{\nu-1}}{\left[\beta_c C^\nu + (1 - \beta_c) \left(\frac{M}{P} \right)^\nu \right]} \right\}^{-1}$$

Of course the number of parameters does not change with respect to King and Rebelo (2000).

The model was calibrated using standard parameter values showed in Table 1. The results about output persistence after a monetary shock are showed in Figure 2. Measuring output persistence as the area below the impulse response function of output, it is clear that additively separable preferences entail a substantial overestimation of persistence, due to the fact that economic agents are more willing to supply labour (Figure 3) and, therefore, they can have more money and consumption (Figures 4 and 5). Once the trade off between money and consumption, on the one hand, and leisure, on the other, can play a role thanks to the introduction of multiplicatively separable preferences, the deviation from steady state of labour is far less marked, together with those of consumption and money.

Table 2 shows the result of a sensitivity analysis regarding the overestimation of the persistence of output deviation from steady state due to the adoption of additively separable preferences for different values of η , θ_w , σ and χ . Persistence overestimation was measured in this exercise as the difference between the sum of the area below the output impulse response function of a model with additively separable preferences and that with multiplicatively separable preferences. The results point again to a substantial overestimation that grows dramatically with the intertemporal elasticity of substitution of leisure and less markedly with the elasticity of substitution between different kinds of labour. Also an increase in σ increases overestimation, while the contrary happens for an increase in steady state money growth, though in these two cases the involved changes are not sizeable.

More generally, Figure 6 shows that an increase in steady state money growth decreases persistence for both multiplicatively and additively separable preferences. This result is very similar to that obtained by Ascari (2000), where persistence was measured not as the area below the impulse response function, but as

the root of the system. The underlying intuition for this result is that the higher is steady state money growth and the less incentive have economic agents to let past contracts survive. Technically, this is conveyed by the fact that detrending reduces the weight of past variables with respect to current and future ones, reducing their ability to affect the system dynamics.

5. Conclusions

In the present contribution, I addressed the issue of what are the consequences of taking into consideration multiplicatively and not additively separable preferences for output persistence after a monetary shock in a neo-keynesian framework. The most general result is that persistence will decrease the more leisure on one hand and money and consumption on the other are Edgeworth complements, because economic agents will face a trade-off that is impossible to grasp by using additively separable preferences. Namely, in presence of labour immobility, after a monetary shock on the one hand they will raise the price for their product/wage slowly not to miss the increase in demand to the benefit of their competitors, on the other the increase in their money holdings will raise the marginal utility of leisure and reduce their labour supply.

There is not a great abundance of empirical literature about consumers' preferences, but the available results point to a greater ability of multiplicatively separable preferences in matching the data compared to additively separable ones. Furthermore, the point estimate of intratemporal elasticity of the marginal utility of leisure with respect to money (consumption) questions the ability of the neo-keynesian approach to capture the stylized fact of output persistence after an increase in money supply. To the same conclusions point the numerical results presented in this paper on the basis of calibrated parameter values.

References

- Andersen, T. M. (1998), "Persistency in Sticky Price Models", *European Economic Review. Papers and Proceedings* 42, 593–603.
- Ascari, G. (2000), "Optimising Agents, Staggered Wages and the Persistence of the Real Effects of Money", *The Economic Journal* 110, 664–686.
- Ascari, G. (2003), "Price/Wage Staggering and Persistence: A Unifying Framework", *Journal of Economic Surveys*, 17-4, pp. 511–40.
- Ascari, G. (2004), "Staggered Prices and Trend Inflation: Some Nuisances", *Review of Economic Dynamics*, 7-3, pp. 642–67.
- Chari, V., P. Kehoe and E. McGratten (2000), "Sticky Price Models of the Business Cycle: Can the Contract Multiplier Solve the Persistence Problem?", *Econometrica* 68, 1151–1179.
- Edge, R. M. (2002), "The Equivalence of Wage and Price Staggering in Monetary Business Cycle Models", *Review of Economics Dynamics* 5, 559–585.
- Erceg, C. (1997), "Nominal Wage Rigidities and the Propagation of Monetary Disturbances", Board of Governors of the Federal Reserve System.
- Huang, K. X. D. and Z. Liu (2002), "Staggered Price-Setting, Staggered Wage-Setting and Business Cycle Persistence", *Journal of Monetary Economics* 49 (2002), 405–433.
- Karanassou, M., H. Sala and D. Snower (2000), "Unemployment in the European Union: Institutions, Prices and Growth", IZA DP 899.
- King, R. G. and S. T. Rebelo, (2000) "Resuscitating Real Business Cycles", Rochester Center for Economic Research, Working Paper No. 467.
- King, R. G., C. I. Plosser and S. T. Rebelo, (2001), "Production, Growth and Business Cycles: Technical Appendix", mimeo.
- Rotemberg, J. J. and M. Woodford (1997), "An Optimization Based Econometric Framework for the Evaluation of Monetary Policy", in J. J. Rotemberg and B. S. Bernanke (Eds.), *NBER Macroeconomics Annual 1997*, pp. 297–346, Cambridge, MA, The MIT Press.
- Sargent, T. (1987), *Macroeconomic Theory*, Boston MA, Academic Press.
- Soriano de Alencar, L. and M. I. Nakane (2003), "Real Balances in the Utility Function: Evidence from Brazil", Banco Central Do Brasil WP Series 68.

Walsh, C. E. (2003), *Monetary Theory and Policy*, The MIT Press, London.

Woodford, M. (2003), *Interest and Prices*, Princeton University Press, Princeton.

A Appendix

A1. The Utility Function

In order to shed more light on the restrictions (20) to (22), the first part of this Appendix is devoted to the properties of the utility function. Let us suppose that $\sigma_c < 1$, so that the utility function is

$$U = \frac{1}{1 - \sigma_c} \left\{ \left[\beta_c C_t^\nu + (1 - \beta_c) \left(\frac{M_t}{P_t} \right)^\nu \right]^{\frac{1}{\nu}} \right\}^{1 - \sigma_c} \frac{1}{1 + \eta} (L_{it}^{1 + \eta} - 1) \quad (32)$$

where L is leisure and $L_{it} = 1 - H_{it}$.

So by taking first derivatives, it is possible to obtain:

$$\begin{aligned} U_C &= \left\{ \left[\beta_c C_t^\nu + (1 - \beta_c) \left(\frac{M_t}{P_t} \right)^\nu \right]^{\frac{1}{\nu}} \right\}^{1 - \nu - \sigma_c} \beta_c C_t^{\nu - 1} \frac{1}{1 + \eta} (L_{it}^{1 + \eta} - 1) \\ U_M &= \left\{ \left[\beta_c C_t^\nu + (1 - \beta_c) \left(\frac{M_t}{P_t} \right)^\nu \right]^{\frac{1}{\nu}} \right\}^{1 - \nu - \sigma_c} (1 - \beta_c) \left(\frac{M_t}{P_t} \right)^{\nu - 1} \frac{1}{1 + \eta} (L_{it}^{1 + \eta} - 1) \\ U_L &= \frac{1}{1 - \sigma_c} \left\{ \left[\beta_c C_t^\nu + (1 - \beta_c) \left(\frac{M_t}{P_t} \right)^\nu \right]^{\frac{1}{\nu}} \right\}^{1 - \sigma_c} (L_{it})^\eta \end{aligned}$$

Note also that $U_L = -U_H$, where U_H is the marginal disutility of labour. By taking second order derivatives and recalling that $\eta_{IJ} = \frac{U_{IJ}(\cdot)}{U_I(\cdot)} J$, it is possible to obtain:

$$\begin{aligned}
\eta_{CC} &= (1 - \sigma_c - \nu) \left[\beta_c C_t^\nu + (1 - \beta_c) \left(\frac{M_t}{P_t} \right)^\nu \right]^{-1} \beta_c C_t^\nu + \nu - 1 \\
\eta_{CM} &= (1 - \sigma_c - \nu) \left[\beta_c C_t^\nu + (1 - \beta_c) \left(\frac{M_t}{P_t} \right)^\nu \right]^{-1} (1 - \beta_c) \left(\frac{M_t}{P_t} \right)^\nu \\
\eta_{CH} &= -\frac{(1 + \eta) L_{it}^\eta H}{(L_{it}^{1+\eta} - 1)} \\
\eta_{MM} &= (1 - \sigma_c - \nu) \left[\beta_c C_t^\nu + (1 - \beta_c) \left(\frac{M_t}{P_t} \right)^\nu \right]^{-1} (1 - \beta_c) \left(\frac{M_t}{P_t} \right)^\nu + \nu - 1 \\
\eta_{MC} &= (1 - \sigma_c - \nu) \left[\beta_c C_t^\nu + (1 - \beta_c) \left(\frac{M_t}{P_t} \right)^\nu \right]^{-1} \beta_c C_t^\nu \\
\eta_{MH} &= -\frac{(1 + \eta) L_{it}^\eta H}{(L_{it}^{1+\eta} - 1)} \\
\eta_{HM} &= (1 - \sigma_c) \left[\beta_c C_t^\nu + (1 - \beta_c) \left(\frac{M_t}{P_t} \right)^\nu \right]^{-1} (1 - \beta_c) \left(\frac{M_t}{P_t} \right)^\nu \\
\eta_{HC} &= (1 - \sigma_c) \left[\beta_c C_t^\nu + (1 - \beta_c) \left(\frac{M_t}{P_t} \right)^\nu \right]^{-1} \beta_c C_t^\nu \\
\eta_{HH} &= -\eta \frac{H}{1 - H}
\end{aligned}$$

A2. The system of equations for the Craft Unions Model

Let us first consider the problem of the representative consumer:

$$\begin{aligned}
&\max_{\{C_t, \frac{M_t}{P_t}, W_{it}\}} \sum_{t=0}^{\infty} \beta^t U \left(C_t, \frac{m_t}{p_t}, 1 - H_{it} \right) \\
&s.t. \quad p_t Y_t = p_t C_t + m_t - \mu_t \frac{m_{t-1}}{\chi} + b_t - \frac{b_{t-1}}{\chi} \\
&\quad p_t Y_t = \int_0^1 w_{it} H_{it} di + p_t \Pi_t \\
&\quad H_{it} = \left(\frac{w_{it}}{w_t} \right)^{-\theta_w} H_t
\end{aligned} \tag{33}$$

As usual the first order conditions of the maximization problem are:

$$\begin{aligned}
U_C(\cdot) &= \lambda_t & (34) \\
U_M(\cdot) &= \lambda_t - \frac{\beta}{\chi} \lambda_{t+1} \\
E_t \left[U_H(\cdot_t) \theta_w \left(\frac{W_{it}}{W_t} \right)^{-\theta_w} \frac{H_t}{W_{it}} + \beta U_H(\cdot_{t+1}) \theta_w \left(\frac{W_{it}}{W_{t+1}} \right)^{-\theta_w} \frac{H_{t+1}}{W_{it+1}} \right] &= \\
= E_t \left[\lambda_t (\theta_w - 1) \left(\frac{W_{it}}{W_t} \right)^{-\theta_w} \frac{H_t}{P_t} + \lambda_{t+1} \beta (\theta_w - 1) \left(\frac{W_{it}}{W_{t+1}} \right)^{-\theta_w} \frac{H_{t+1}}{P_{t+1}} \right] &
\end{aligned}$$

So that in steady state one has:

$$\begin{aligned}
U_C(\cdot) &= \lambda \\
U_M(\cdot) &= \lambda \left(1 - \frac{\beta}{\chi} \right) \\
U_H(\cdot) \theta_w \left(\frac{W_i}{W} \right)^{-\theta_w} \frac{H}{W_i} &= \lambda (\theta_w - 1) \frac{H_i}{P}
\end{aligned}$$

The other equations of the system are constituted by the wage index (2), the demand for each kind of labour (1), the budget constraint, the aggregate production function of the intermediate product sector - $Y_t = \alpha H_t^\sigma$ - and the price setting equation (6).

Log-linearizing, cutting the money intertemporal link and ignoring steady state money growth it is possible to obtain the following system of equations:

$$\eta_{CC} \hat{c}_t + \eta_{CM} (\hat{m}_t - \hat{p}_t) + \eta_{CH} \hat{h}_{it} = \hat{\lambda}_t \quad (35)$$

$$\eta_{MC} \hat{c}_t + \eta_{MM} (\hat{m}_t - \hat{p}_t) + \eta_{MH} \hat{h}_{it} = \hat{\lambda}_t \quad (36)$$

$$\begin{aligned}
&\eta_{HC} (\hat{c}_t + \beta E_t \hat{c}_{t+1}) + \eta_{HM} (\hat{m}_t - \hat{p}_t + \beta E_t \hat{m}_{t+1} - \beta E_t \hat{p}_{t+1}) + \\
&+ \eta_{HH} (\hat{h}_{it} + \beta E_t \hat{h}_{it+1}) - (1 + \beta) \hat{w}_{it} = \hat{\lambda}_t + \beta E_t \hat{\lambda}_{t+1} - \hat{p}_t - \beta E_t \hat{p}_{t+1}
\end{aligned} \quad (37)$$

$$\hat{h}_{it} = \theta_w (\hat{w}_t - \hat{w}_{it}) + \hat{h}_t \quad (38)$$

$$\hat{y}_t = \frac{C}{Y} \hat{c}_t + \frac{m}{Y} (\hat{m}_t - \hat{p}_t) \quad (39)$$

$$\hat{w}_t = \frac{1}{2} (\hat{w}_{it} + \hat{w}_{it-1}) \quad (40)$$

$$\hat{p}_t = \hat{w}_t + \frac{1 - \sigma}{\sigma} \hat{y}_t \quad (41)$$

$$\hat{y}_t = \sigma \hat{h}_t \quad (42)$$

By substituting (35) into (36), it is possible to obtain:

$$\hat{c}_t = \frac{(\eta_{MM} - \eta_{CM})}{(\eta_{CC} - \eta_{MC})} (\hat{m}_t - \hat{p}_t) + \frac{(\eta_{MH} - \eta_{CH})}{(\eta_{CC} - \eta_{MC})} \hat{h}_{it} \quad (43)$$

Substituting this equation into (39)

$$\hat{y}_t = \left[\frac{C}{Y} \frac{(\eta_{MM} - \eta_{CM})}{(\eta_{CC} - \eta_{MC})} + \frac{m}{Y} \right] (\hat{m}_t - \hat{p}_t) + \frac{C}{Y} \frac{(\eta_{MH} - \eta_{CH})}{(\eta_{CC} - \eta_{MC})} \hat{h}_{it} \quad (44)$$

Furthermore, combining (36), (37), (42) and (38), it is possible to obtain:

$$\begin{aligned} & (\eta_{HC} - \eta_{MC}) (\hat{c}_t + \beta E_t \hat{c}_{t+1}) + (\eta_{HM} - \eta_{MM}) (\hat{m}_t - \hat{p}_t + \beta E_t \hat{m}_{t+1} - \beta E_t \hat{p}_{t+1}) + \\ & + (\eta_{HH} - \eta_{MH}) \left[\theta_w (\hat{w}_t - \hat{w}_{it}) + \frac{1}{\sigma} \hat{y}_t + \beta \theta_w (E_t \hat{w}_{t+1} - \hat{w}_{it}) + \beta \frac{1}{\sigma} E_t \hat{y}_{t+1} \right] - (1 + \beta) \hat{w}_{it} = -\hat{p}_t - \beta E_t \hat{p}_{t+1} \end{aligned}$$

It is then possible to combine this equation with (43) and (41) obtaining:

$$\begin{aligned} & a_0 (\hat{m}_t - \hat{p}_t + \beta E_t \hat{m}_{t+1} - \beta E_t \hat{p}_{t+1}) + a_1 \left[\theta_w (\hat{w}_t - \hat{w}_{it}) + \frac{1}{\sigma} \hat{y}_t + \beta \theta_w (E_t \hat{w}_{t+1} - \hat{w}_{it}) + \beta \frac{1}{\sigma} E_t \hat{y}_{t+1} \right] - \\ & - (1 + \beta) \hat{w}_{it} = -\hat{w}_t - \frac{1 - \sigma}{\sigma} \hat{y}_t - \beta E_t \hat{w}_{t+1} - \beta \frac{1 - \sigma}{\sigma} E_t \hat{y}_{t+1} \end{aligned} \quad (45)$$

$$\begin{aligned} \text{where } a_0 &= \left[(\eta_{HC} - \eta_{MC}) \frac{(\eta_{MM} - \eta_{CM})}{(\eta_{CC} - \eta_{MC})} + (\eta_{HM} - \eta_{MM}) \right], \quad a_1 = \\ & \left[(\eta_{HC} - \eta_{MC}) \frac{(\eta_{ML} - \eta_{CL})}{(\eta_{CC} - \eta_{MC})} + (\eta_{HH} - \eta_{MH}) \right]. \end{aligned}$$

Reconsidering (44), (38) and (42), it is possible to write:

$$\hat{m}_t - \hat{p}_t = \frac{1}{\left[\frac{C}{Y} \frac{(\eta_{MM} - \eta_{CM})}{(\eta_{CC} - \eta_{MC})} + \frac{m}{Y} \right]} \hat{y}_t - \frac{\frac{C}{Y} \frac{(\eta_{MH} - \eta_{CH})}{(\eta_{CC} - \eta_{MC})}}{\left[\frac{C}{Y} \frac{(\eta_{MM} - \eta_{CM})}{(\eta_{CC} - \eta_{MC})} + \frac{m}{Y} \right]} \left[\theta_w (\hat{w}_t - \hat{w}_{it}) + \frac{1}{\sigma} \hat{y}_t \right] \quad (46)$$

So by substituting (46) into (45), imposing $\beta = 1$ and rearranging it is possible to write:

$$\begin{aligned} & \left[\frac{a_0}{b_1} + \frac{1}{\sigma} \left(a_1 - a_0 \frac{b_0}{b_1} \right) + \frac{1 - \sigma}{\sigma} \right] (\hat{y}_t + E_t \hat{y}_{t+1}) + \left[\left(a_1 - a_0 \frac{b_0}{b_1} \right) \theta_w + 1 \right] (\hat{w}_t + E_t \hat{w}_{t+1}) - \\ & - 2 \left[1 + \theta_w \left(a_1 - a_0 \frac{b_0}{b_1} \right) \right] \hat{w}_{it} = 0 \end{aligned} \quad (47)$$

$$\hat{w}_{jt} = \frac{1}{2}(\hat{w}_t + E_t \hat{w}_{t+1}) + \frac{1}{2} \frac{\left[\frac{a_0}{b_1} + \frac{1}{\sigma} \left(a_1 - \frac{a_0 b_0}{b_1} \right) + \frac{1-\sigma}{\sigma} \right]}{\left[\left(a_1 - a_0 \frac{b_0}{b_1} \right) \theta_w + 1 \right]} (\hat{y}_t + E_t \hat{y}_{t+1})$$

where $b_1 = \frac{C}{Y} \left(\frac{\eta_{MM} - \eta_{CM}}{\eta_{CC} - \eta_{MC}} \right) + \frac{m}{Y}$ and $b_0 = \frac{C}{Y} \left(\frac{\eta_{MH} - \eta_{CH}}{\eta_{CC} - \eta_{MC}} \right)$.

Finally, by exploiting (41), it is possible to obtain the first equation of (17), while the second and the third equations are respectively (41) and (46):

$$\begin{aligned} \hat{w}_{jt} &= \frac{1}{2}(\hat{p}_t + E_t \hat{p}_{t+1}) + \frac{1}{2} \left\{ \frac{\left[\frac{a_0}{b_1} + \frac{1}{\sigma} \left(a_1 - \frac{a_0 b_0}{b_1} \right) + \frac{1-\sigma}{\sigma} \right]}{\left[\left(a_1 - a_0 \frac{b_0}{b_1} \right) \theta_w + 1 \right]} - \frac{1-\sigma}{\sigma} \right\} (\hat{y}_t + E_t \hat{y}_{t+1}) \\ \hat{p}_t &= \frac{1}{2}(\hat{w}_{jt} + \hat{w}_{jt-1}) + \frac{1-\sigma}{\sigma} \hat{y}_t \\ \hat{y}_t &= \left[\frac{C}{Y} \left(\frac{\eta_{MM} - \eta_{CM}}{\eta_{CC} - \eta_{MC}} \right) + \frac{m}{Y} \right] (\hat{m}_t - \hat{p}_t) + \frac{C}{Y} \left(\frac{\eta_{MH} - \eta_{CH}}{\eta_{CC} - \eta_{MC}} \right) \left[\theta_w (\hat{w}_t - \hat{w}_{it}) + \frac{1}{\sigma} \hat{y}_t \right] \end{aligned}$$

Exploiting the restrictions (20) to (22), the system becomes

$$\begin{aligned} \hat{w}_{jt} &= \frac{1}{2}(\hat{p}_t + E_t \hat{p}_{t+1}) + \frac{1}{2} \gamma (\hat{y}_t + E_t \hat{y}_{t+1}) \\ \hat{p}_t &= \frac{1}{2}(\hat{w}_{jt} + \hat{w}_{jt-1}) + a \hat{y}_t \\ \hat{y}_t &= \hat{m}_t - \hat{p}_t \end{aligned}$$

where $\gamma = \left[\frac{\frac{1}{\sigma}(a_1+1)}{a_1 \theta_w + 1} - \frac{1-\sigma}{\sigma} \right]$ and $a = \frac{1-\sigma}{\sigma}$. From Ascari (2003) it is known that

$$\begin{aligned} R = \frac{a + \gamma}{a + 1} &= \frac{\left[\frac{\frac{1}{\sigma}(a_1+1)}{a_1 \theta_w + 1} - \frac{1-\sigma}{\sigma} + \frac{1-\sigma}{\sigma} \right]}{\frac{1-\sigma}{\sigma} + 1} = \left[\frac{a_1 + 1}{a_1 \theta_w + 1} \right] = \frac{(\eta_{HH} - \eta_{MH}) + 1}{(\eta_{HH} - \eta_{MH}) \theta_w + 1} = \\ &= \frac{1 + \left(-\eta \frac{H}{1-H} + \frac{(1+\eta)L^\eta}{(L^{1+\eta}-1)} H \right)}{1 + \left(-\eta \frac{H}{1-H} + \frac{(1+\eta)L^\eta}{(L^{1+\eta}-1)} H \right) \theta_w} \end{aligned}$$

A3. The System of Equations for the Yeoman-Farmer Model

After cutting the money intertemporal link - that is dropping the $\hat{\lambda}_{t+1}$ term in the money first order condition and the term $\hat{m}_{t-1} - \hat{p}_t$ in the budget constraint - the system of equation for the Yeoman-Farmer model is:

$$\eta_{CC}\hat{c}_t + \eta_{CM}(\hat{m}_t - \hat{p}_t) + \eta_{CH}\hat{h}_{jt} = \hat{\lambda}_t \quad (48)$$

$$\eta_{MC}\hat{c}_t + \eta_{MM}(\hat{m}_t - \hat{p}_t) + \eta_{MH}\hat{h}_{jt} = \hat{\lambda}_t \quad (49)$$

$$\eta_{HC}(\hat{c}_t + \beta E_t \hat{c}_{t+1}) + \eta_{HM}(\hat{m}_t - \hat{p}_t + \beta E_t \hat{m}_{t+1} - \beta E_t \hat{p}_{t+1}) + \eta_{HH}(\hat{h}_{jt} + \beta E_t \hat{h}_{jt+1}) + \quad (50)$$

$$+ \frac{1}{\sigma}(\hat{y}_{jt} + \beta E_t \hat{y}_{jt+1}) - (1 + \beta)\hat{p}_{jt} = \hat{\lambda}_t + \beta E_t \hat{\lambda}_{t+1} + \hat{y}_{jt} + \beta E_t \hat{y}_{jt+1} - \hat{p}_t - \beta E_t \hat{p}_{t+1}$$

$$\hat{y}_{jt} = \theta_p(\hat{p}_t - \hat{p}_{jt}) + \hat{y}_t \quad (51)$$

$$\hat{y}_t = \frac{C}{Y}\hat{c}_t + \frac{m}{Y}(\hat{m}_t - \hat{p}_t) \quad (52)$$

$$\hat{p}_t = \frac{1}{2}(\hat{p}_{jt} + \hat{p}_{jt-1}) \quad (53)$$

$$\hat{y}_{jt} = \sigma \hat{h}_{jt} \quad (54)$$

Substituting (48), (54) and (51) into (49), it is possible to obtain:

$$\hat{c}_t = \frac{(\eta_{MM} - \eta_{CM})}{(\eta_{CC} - \eta_{MC})}(\hat{m}_t - \hat{p}_t) + \frac{(\eta_{MH} - \eta_{CH})}{(\eta_{CC} - \eta_{MC})} \frac{1}{\sigma} [\theta_p(\hat{p}_t - \hat{p}_{jt}) + \hat{y}_t] \quad (55)$$

By substituting (55) into (52), it is possible to obtain:

$$\hat{y}_t = \left[\frac{C}{Y} \frac{(\eta_{MM} - \eta_{CM})}{(\eta_{CC} - \eta_{MC})} + \frac{m}{Y} \right] (\hat{m}_t - \hat{p}_t) + \frac{C}{Y} \frac{(\eta_{MH} - \eta_{CH})}{(\eta_{CC} - \eta_{MC})} \frac{1}{\sigma} [\theta_p(\hat{p}_t - \hat{p}_{jt}) + \hat{y}_t] \quad (56)$$

On the other hand by substituting (48) into (50) and setting $\beta = 1$, one might obtain:

$$\begin{aligned} & (\eta_{HC} - \eta_{CC})(\hat{c}_t + E_t \hat{c}_{t+1}) + (\eta_{HM} - \eta_{MM})(\hat{m}_t - \hat{p}_t + E_t \hat{m}_{t+1} - E_t \hat{p}_{t+1}) + \quad (57) \\ & \quad + \left(\frac{1}{\sigma} \eta_{HH} - \frac{1}{\sigma} \eta_{CH} + \frac{1}{\sigma} - 1 \right) (\hat{y}_t + E_t \hat{y}_{t+1}) + \\ & + \theta_p \left(\frac{1}{\sigma} \eta_{HH} - \frac{1}{\sigma} \eta_{CH} + \frac{1}{\sigma} - 1 \right) (\hat{p}_t + E_t \hat{p}_{t+1} - 2\hat{p}_{jt}) - 2\hat{p}_{jt} + \hat{p}_t + E_t \hat{p}_{t+1} = 0 \end{aligned}$$

By substituting (55) into (57), it is possible to have the following equation:

$$\begin{aligned}
& \left\{ (\eta_{HC} - \eta_{CC}) \left[\frac{(\eta_{MM} - \eta_{CM})}{(\eta_{CC} - \eta_{MC})} \right] + (\eta_{HM} - \eta_{MM}) \right\} (\hat{m}_t - \hat{p}_t + E_t \hat{m}_{t+1} - E_t \hat{p}_{t+1}) + \\
& \hspace{15em} (58) \\
& + \left[(\eta_{HC} - \eta_{CC}) \frac{(\eta_{MH} - \eta_{CH})}{(\eta_{CC} - \eta_{MC})} \frac{1}{\sigma} + \left(\frac{1}{\sigma} \eta_{HH} - \frac{1}{\sigma} \eta_{CH} + \frac{1}{\sigma} - 1 \right) \right] [\hat{y}_t + E_t \hat{y}_{t+1} + \theta_p (\hat{p}_t + E_t \hat{p}_{t+1} - 2\hat{p}_{jt})] - \\
& \hspace{15em} - 2\hat{p}_{jt} + \hat{p}_t + E_t \hat{p}_{t+1} = 0
\end{aligned}$$

By setting:

$$\begin{aligned}
b_0 &= \frac{C}{Y} \frac{(\eta_{MH} - \eta_{CH})}{(\eta_{CC} - \eta_{MC})} \\
b_1 &= \left[\frac{C}{Y} \frac{(\eta_{MM} - \eta_{CM})}{(\eta_{CC} - \eta_{MC})} + \frac{m}{Y} \right] \\
a_0 &= \left\{ (\eta_{HC} - \eta_{CC}) \left[\frac{(\eta_{MM} - \eta_{CM})}{(\eta_{CC} - \eta_{MC})} \right] + (\eta_{HM} - \eta_{MM}) \right\} \\
a_1 &= \left[(\eta_{HC} - \eta_{CC}) \frac{(\eta_{MH} - \eta_{CH})}{(\eta_{CC} - \eta_{MC})} \frac{1}{\sigma} + \left(\frac{1}{\sigma} \eta_{HH} - \frac{1}{\sigma} \eta_{CH} + \frac{1}{\sigma} - 1 \right) \right]
\end{aligned}$$

it is possible to rewrite equations (58) and (56)

$$\begin{aligned}
\hat{y}_t &= b_1 (\hat{m}_t - \hat{p}_t) + \frac{b_0}{\sigma} [\theta_p (\hat{p}_t - \hat{p}_{jt}) + \hat{y}_t] \\
0 &= a_0 (\hat{m}_t - \hat{p}_t + E_t \hat{m}_{t+1} - E_t \hat{p}_{t+1}) + a_1 [\hat{y}_t + E_t \hat{y}_{t+1} + \theta_p (\hat{p}_t + E_t \hat{p}_{t+1} - 2\hat{p}_{jt})] - \\
& \hspace{15em} - 2\hat{p}_{jt} + \hat{p}_t + E_t \hat{p}_{t+1}
\end{aligned}$$

and to write:

$$\hat{p}_{jt} = \frac{1}{2} (\hat{p}_t + E_t \hat{p}_{t+1}) + \frac{\left[\frac{a_0}{b_1} \left(1 - \frac{b_0}{\sigma} \right) + a_1 \right]}{\left(a_1 \theta_p - \frac{b_0 a_0}{b_1 \sigma} \theta_p + 1 \right)} \frac{1}{2} (\hat{y}_t + E_t \hat{y}_{t+1})$$

Therefore the system of equations becomes:

$$\begin{aligned}\hat{p}_{jt} &= \frac{1}{2}(\hat{p}_t + E\hat{p}_{t+1}) + \frac{\left[\frac{a_0}{b_1}\left(1 - \frac{b_0}{\sigma}\right) + a_1\right]}{\left(a_1\theta_p - \frac{b_0a_0}{b_1\sigma}\theta_p + 1\right)} \frac{1}{2}(\hat{y}_t + E_t\hat{y}_{t+1}) \\ \hat{p}_t &= \frac{1}{2}(\hat{p}_{jt} + \hat{p}_{jt-1}) \\ \hat{y}_t &= \frac{b_1}{\left(1 - \frac{b_0}{\sigma}\right)}(\hat{m}_t - \hat{p}_t) + \frac{b_0}{\left(1 - \frac{b_0}{\sigma}\right)}\theta_p \frac{1}{\sigma}(\hat{p}_t - \hat{p}_{jt})\end{aligned}$$

Considering the restriction (20) to (22), one gets:

$$\begin{aligned}\hat{p}_{jt} &= \frac{1}{2}(\hat{p}_t + E\hat{p}_{t+1}) + \gamma \frac{1}{2}(\hat{y}_t + E_t\hat{y}_{t+1}) \\ \hat{p}_t &= \frac{1}{2}(\hat{p}_{jt} + \hat{p}_{jt-1}) + a\hat{y}_t \\ \hat{y}_t &= \hat{m}_t - \hat{p}_t\end{aligned}$$

where $\gamma = \frac{1 + \left(\frac{1}{\sigma}\eta_{HH} - \frac{1}{\sigma}\eta_{CH} + \frac{1}{\sigma} - 1\right)}{1 + \left(\frac{1}{\sigma}\eta_{HH} - \frac{1}{\sigma}\eta_{CH} + \frac{1}{\sigma} - 1\right)\theta_p}$ and $a = 0$.

Again

$$R = \frac{a + \gamma}{a + 1} = \frac{1 + \left(\frac{1}{\sigma}\eta_{HH} - \frac{1}{\sigma}\eta_{CH} + \frac{1}{\sigma} - 1\right)}{1 + \left(\frac{1}{\sigma}\eta_{HH} - \frac{1}{\sigma}\eta_{CH} + \frac{1}{\sigma} - 1\right)\theta_p} = \frac{1 + \left(-\eta \frac{1}{\sigma} \frac{H}{1-H} + \frac{1}{\sigma} \frac{(1+\eta)L^\eta}{(L^{1+\eta}-1)} H + \frac{1}{\sigma} - 1\right)}{1 + \left(-\eta \frac{1}{\sigma} \frac{H}{1-H} + \frac{1}{\sigma} \frac{(1+\eta)L^\eta}{(L^{1+\eta}-1)} H + \frac{1}{\sigma} - 1\right)\theta_p}$$

Figure 1 – Persistence Root for Different Values of θ_w ($H=0.3$ and $\eta=2.5$)

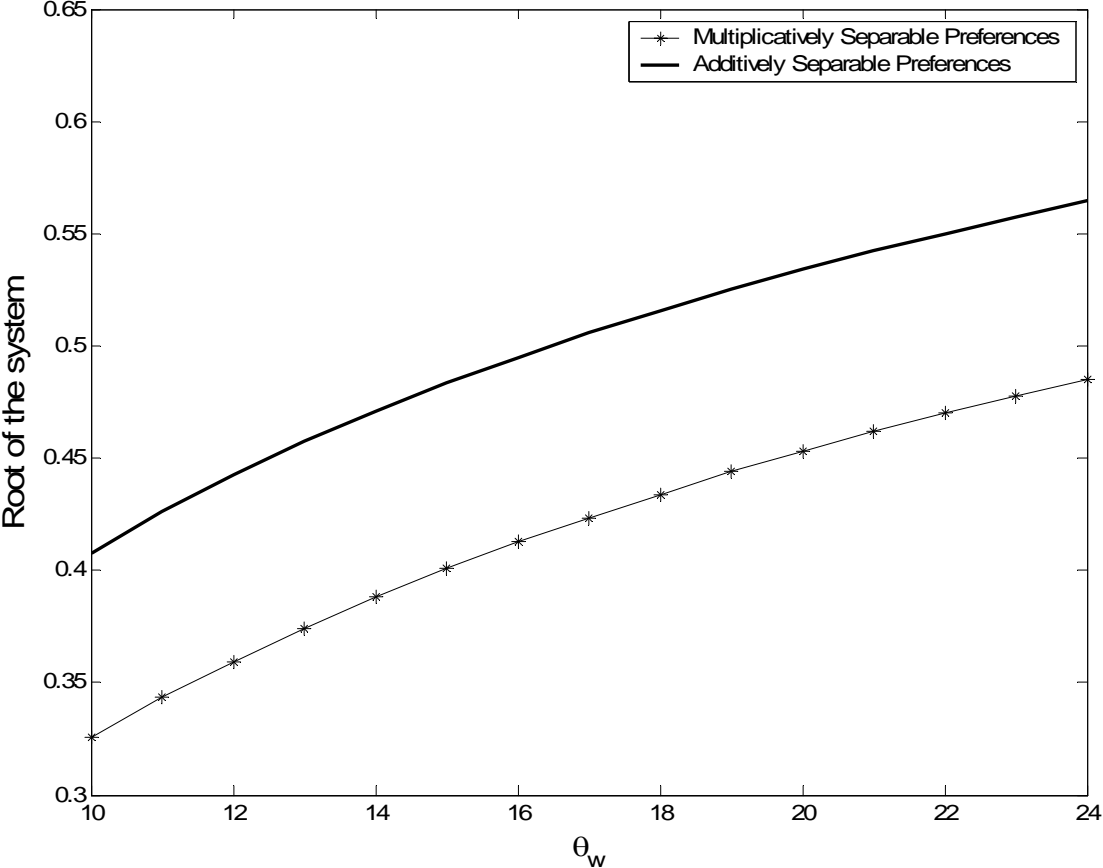


Figure 2 – Impulse-response functions of output after a shock to money holdings with multiplicatively and additively separable preferences

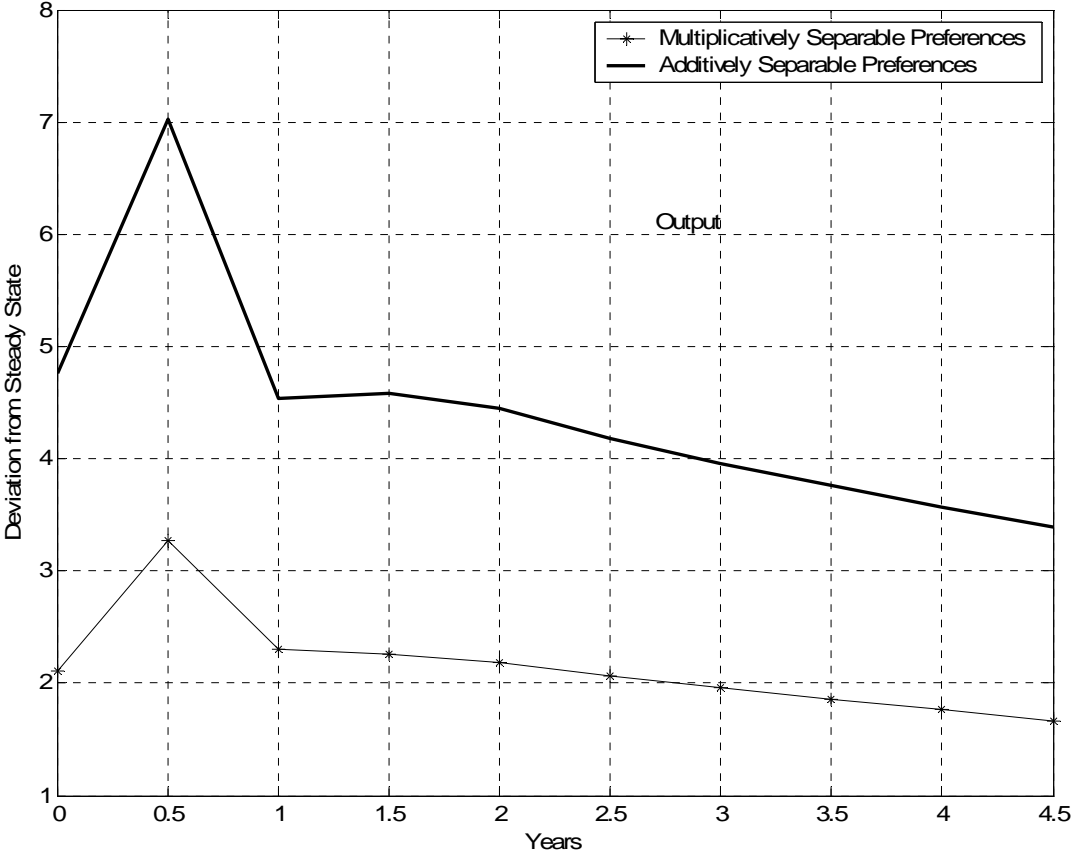


Fig. 3 - Impulse-response functions of money after a shock to money holdings with multiplicatively and additively separable preferences

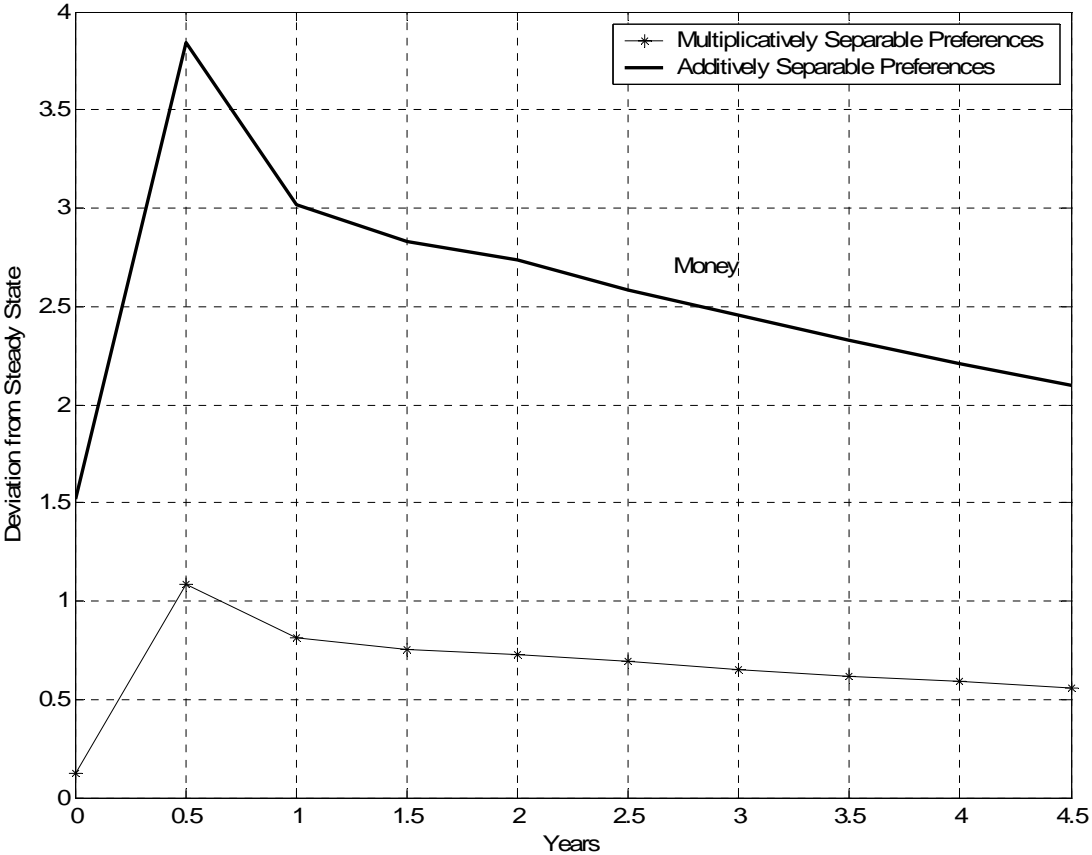


Fig. 4 - Impulse-response functions of consumption after a shock to money holdings with multiplicatively and additively separable preferences

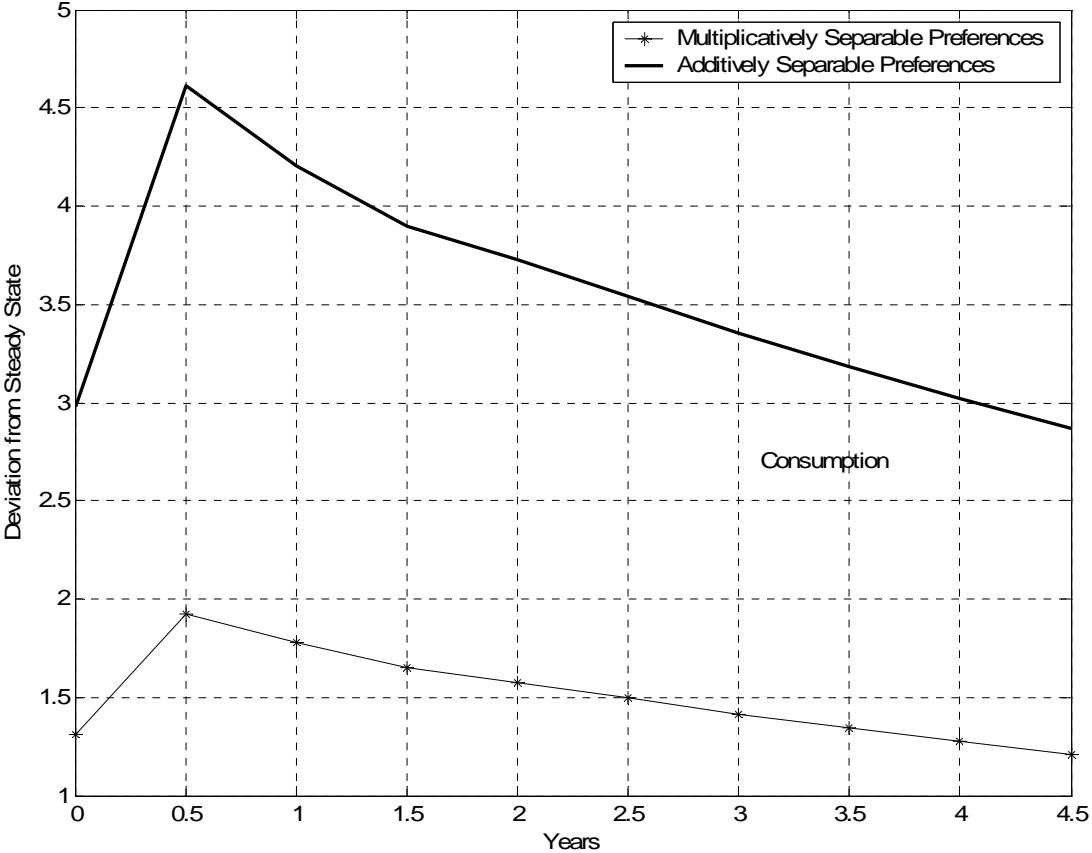


Fig. 5 - Impulse-response functions of labour after a shock to money holdings with multiplicatively and additively separable preferences

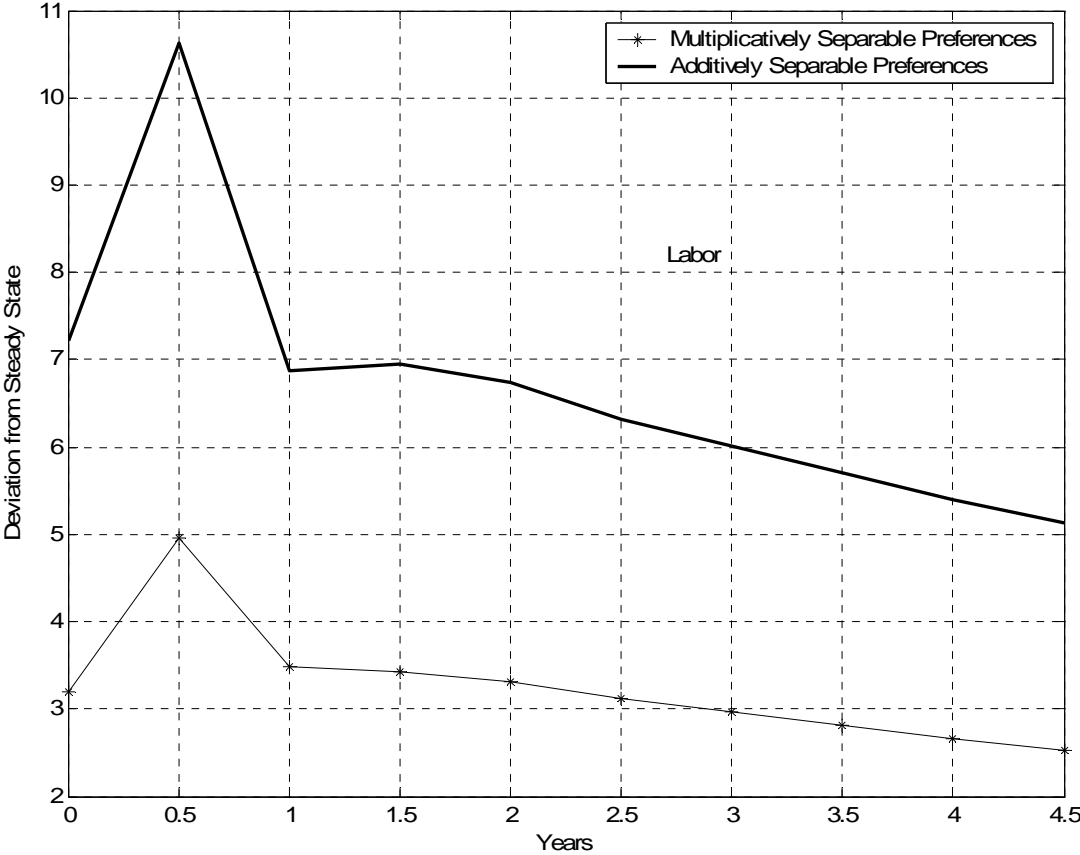
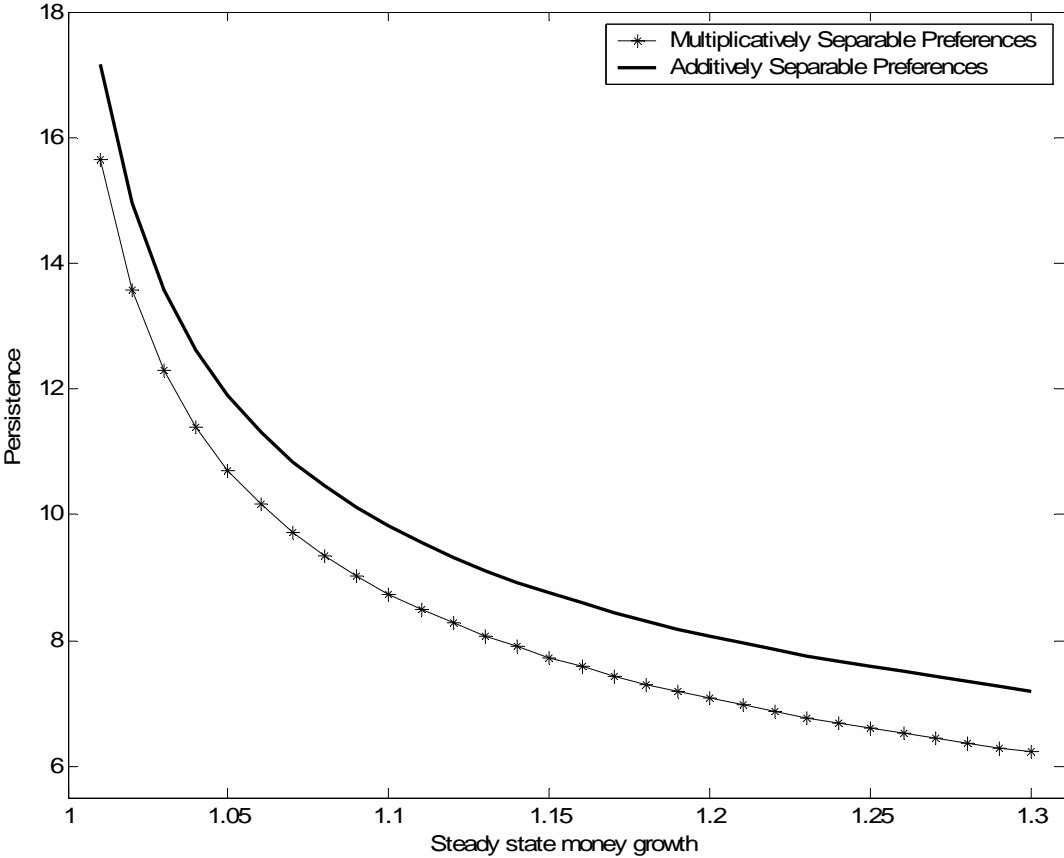


Fig. 6 – Output persistence as a function of the steady state money growth



Note: persistence is measured as the area below the output impulse response function

Table 1 – Calibrated Parameter Values for the Baseline Model

β_c	0.982
v	-1.56
σ_c	0.9
η	2
θ_p	6
θ_w	2
σ	0.66
α	1
β	$0.98^{(1/2)}$
ρ	$0.9^{(1/2)}$
θ_{LB}	adjusted

Table 2 – Persistence overestimation by using additively separable preferences for different parameter values

	$\theta_w=2$	$\theta_w=4$	$\theta_w=6$	$\theta_w=8$
$\eta=1$	0.65	0.69	0.69	0.70
$\eta=1.4$	2.09	1.92	1.87	1.84
$\eta=1.8$	9.71	7.25	6.66	6.40
$\eta=2$	35.76	19.95	17.12	15.94

	$\gamma=1.01$	$\gamma=1.05$	$\gamma=1.15$	$\gamma=1.25$
$\sigma=0.56$	0.42	0.29	0.21	0.17
$\sigma=0.66$	0.90	0.65	0.51	0.46
$\sigma=0.76$	1.53	1.18	1.02	0.98

Note: persistence overestimation was computed as the difference between the areas below the output impulse response functions respectively obtained with additively and multiplicatively separable preferences.