

Clark, Andrew E.; Knabe, Andreas; Rätzel, Steffen

Working Paper

Boon or bane? Others' unemployment, well-being and job insecurity

IZA Discussion Papers, No. 4210

Provided in Cooperation with:

IZA – Institute of Labor Economics

Suggested Citation: Clark, Andrew E.; Knabe, Andreas; Rätzel, Steffen (2009) : Boon or bane? Others' unemployment, well-being and job insecurity, IZA Discussion Papers, No. 4210, Institute for the Study of Labor (IZA), Bonn,
<https://nbn-resolving.de/urn:nbn:de:101:1-2009061958>

This Version is available at:

<https://hdl.handle.net/10419/35690>

Standard-Nutzungsbedingungen:

Die Dokumente auf EconStor dürfen zu eigenen wissenschaftlichen Zwecken und zum Privatgebrauch gespeichert und kopiert werden.

Sie dürfen die Dokumente nicht für öffentliche oder kommerzielle Zwecke vervielfältigen, öffentlich ausstellen, öffentlich zugänglich machen, vertreiben oder anderweitig nutzen.

Sofern die Verfasser die Dokumente unter Open-Content-Lizenzen (insbesondere CC-Lizenzen) zur Verfügung gestellt haben sollten, gelten abweichend von diesen Nutzungsbedingungen die in der dort genannten Lizenz gewährten Nutzungsrechte.

Terms of use:

Documents in EconStor may be saved and copied for your personal and scholarly purposes.

You are not to copy documents for public or commercial purposes, to exhibit the documents publicly, to make them publicly available on the internet, or to distribute or otherwise use the documents in public.

If the documents have been made available under an Open Content Licence (especially Creative Commons Licences), you may exercise further usage rights as specified in the indicated licence.

IZA DP No. 4210

Boon or Bane? Others' Unemployment, Well-being and Job Insecurity

Andrew Clark
Andreas Knabe
Steffen Rätzel

June 2009

Boon or Bane? Others' Unemployment, Well-being and Job Insecurity

Andrew Clark

Paris School of Economics and IZA

Andreas Knabe

Freie Universität Berlin and CESifo

Steffen Rätzel

Otto-von-Guericke-University Magdeburg

Discussion Paper No. 4209

June 2009

IZA

P.O. Box 7240
53072 Bonn
Germany

Phone: +49-228-3894-0
Fax: +49-228-3894-180
E-mail: iza@iza.org

Any opinions expressed here are those of the author(s) and not those of IZA. Research published in this series may include views on policy, but the institute itself takes no institutional policy positions.

The Institute for the Study of Labor (IZA) in Bonn is a local and virtual international research center and a place of communication between science, politics and business. IZA is an independent nonprofit organization supported by Deutsche Post Foundation. The center is associated with the University of Bonn and offers a stimulating research environment through its international network, workshops and conferences, data service, project support, research visits and doctoral program. IZA engages in (i) original and internationally competitive research in all fields of labor economics, (ii) development of policy concepts, and (iii) dissemination of research results and concepts to the interested public.

IZA Discussion Papers often represent preliminary work and are circulated to encourage discussion. Citation of such a paper should account for its provisional character. A revised version may be available directly from the author.

ABSTRACT

Boon or Bane? Others' Unemployment, Well-being and Job Insecurity^{*}

The social norm of unemployment suggests that aggregate unemployment reduces the well-being of the employed, but has a far smaller effect on the unemployed. We use German panel data to reproduce this standard result, but then suggest that the appropriate distinction may not be between employment and unemployment, but rather between higher and lower levels of labour-market security, at least for men. Men with good job prospects, both employed and unemployed, are strongly negatively affected by regional unemployment. However, insecure employed men and poor-prospect unemployed men are less negatively, or even positively, affected. There is however no clear relationship for women. We analyse labour-market inequality and unemployment hysteresis in the light of our results.

JEL Classification: I31, D84, J60

Keywords: unemployment, externalities, job insecurity, well-being

Corresponding author:

Andrew Clark
PSE
48 Boulevard Jourdan
75014 Paris
France
E-mail: Andrew.Clark@ens.fr

^{*} We are grateful to Cahit Guven, John Haisken-De New, Ronnie Schöb and seminar participants at the 8th International SOEP User Conference and the Leibniz Seminar on Labour Research (Berlin) for useful comments. We also thank an anonymous referee for very helpful suggestions that cleared up our line of argument. The data used in this publication were made available to us by the German Socio-Economic Panel Study (SOEP) at the German Institute for Economic Research (DIW), Berlin.

1. Introduction

Unemployment is widely considered to be one of the strongest correlates of individual well-being. Losing a job is not only associated with a significant drop in income, but also with the loss of all of the non-pecuniary benefits typically associated with working. The latter might well include a loss of social status, fewer contacts with people outside of the family, a weaker time structure leading to motivational disorientation, and a general lack of sense of purpose and goals in life. In the well-being literature, these non-pecuniary effects are most often estimated to be more important than the loss of income itself, so that the “compensating differential” for unemployment (the rise in income that would make the unemployed just as happy as the employed) is typically an order of magnitude larger than the observed difference in income between the employed and the unemployed.

While a number of papers have traced out the link between own unemployment and own well-being, a separate literature has underlined the relationship between individual well-being and others' unemployment. At the broadest level, the novel work on the macroeconomics of happiness has shown that individual well-being is related to aggregate macroeconomic variables such as the unemployment rate, inflation, and the interest rate (see Blanchflower, 2007, and Di Tella *et al.*, 2001). The estimated coefficients on these aggregate variables can be used to construct sacrifice ratios.

This macro literature calculates the average effect of aggregate unemployment or inflation, say, across all individuals in a region or a country. It is also of interest to see if some groups react differently to these aggregates. In this context, a number of papers have distinguished between the effect of aggregate unemployment on the employed and the unemployed. Aggregate unemployment is commonly found to be associated with lower levels of well-being amongst the employed. Perhaps the most obvious relationship is with the individual's own perception of job insecurity: bad news for others makes me feel more afraid for myself. Job insecurity is only one of the characteristics of a job, but it is obviously contextual in the sense that it is heavily influenced by what happens to others; it is also considered to be one of the most important of the job domains (see Clark, 2001 and 2009). Other channels of influence that have been emphasised in the psychological literature include the feelings of guilt experienced by those remaining employed during periods of layoffs, and individuals staying in distressing jobs that they would otherwise likely have quit had labour market conditions been better.

The effect of aggregate unemployment on the unemployed is arguably more contentious. Greater unemployment reduces the chances of finding work for a given unemployed person,

absent some kind of powerful thick-market externality, which makes their future prospects greyer. On the other hand, the unemployed may benefit from a “social-norm effect”: as more people become unemployed, one’s own unemployment represents a smaller deviation from the social norm. Clark (2003) finds, using British Household Panel Survey (BHPS) data, that regional unemployment reduces the well-being of the employed, but that the unemployed report higher levels of well-being in regions with higher unemployment rates. This is consistent with the existence of social norms in the labour market.

In this paper, we attempt to shed some more light on the social-norm effect of unemployment by questioning the assumption that the appropriate cleavage is between the employed and the unemployed. We instead argue that a more appropriate distinction appeals to labour-market risk or attachment. Specifically, those with less-secure attachment to the labour market (the employed with insecure jobs, and the unemployed with poor re-employment prospects) are more prone to the social-norm effect of unemployment.

Eisenberg and Lazarsfeld (1938) noted many years ago that individuals’ perceptions of labour-market risk and uncertainty are far more important for their well-being than their actual labour-force status:

“Just having a job itself is not as important as having a feeling of economic security. Those who are economically insecure, employed or unemployed, have a low morale.” (p. 361)

The perception of labour-market risk or attachment (the employed’s job security and the unemployed’s employment prospects) is indeed an important determinant in and of itself of subjective well-being (Knabe and Rätzl, 2009). We here go further and suggest that this attachment is a natural dividing line with respect to the social-norm effect of others’ unemployment. In the results below, employed men suffer from greater regional unemployment, but this negative effect weakens for men with less secure jobs (if they become unemployed, they will deviate less from the social norm). The overall effect of regional unemployment on unemployed men is weakly positive. But again the effect depends critically on labour market prospects. Regional unemployment reduces the well-being of good-prospect unemployed men, but significantly increases the well-being of bad-prospect unemployed men.

We therefore suggest that others’ unemployment has a variety of different effects on the well-being of men in the labour market. First, and most obviously, it reduces the well-being of those who move from employment into unemployment. Second, it affects the well-being of

those who remain in employment, with more profound negative effects on those with secure jobs. Third, it affects the well-being of the existing unemployed, with positive effects on men who are more likely to remain unemployed. Last, aggregate conditions will likely affect the way in which individuals evaluate their own employment or unemployment, so that insecurity or good prospects themselves change with others' unemployment. We will provide a decomposition of these phenomena using our regression results.

The paper is structured as follows. In the next section, we provide an overview of the existing literature on the well-being effects of others' unemployment. Section 3 describes the data and the estimation methodology, and Section 4 contains the empirical results. The last section provides a summary and concludes.

2. Literature review

It is well-established in both social psychology and economics that own unemployment is amongst the most detrimental of experiences for individual well-being. Eisenberg and Lazarsfeld (1938), using a descriptive method, were the first psychologists to examine the emotionally-destructive effects of unemployment. They showed that job loss deprives individuals not only of their labour income, but also of the non-pecuniary benefits of work. These latter include the external imposition of a time structure on the working day, regularly-shared experiences and contact with people outside of the family, links to goals and purposes that transcend the individual, the definition of personal status and identity, and the enforcement of activity (Jahoda, 1981 and 1988). Unemployment is destructive mainly because it withdraws these latent functions from individuals.¹

More recent work in Economics on subjective well-being has produced overwhelming support for these findings. Clark and Oswald (1994), using the first wave of the BHPS, show that unemployment is associated with significantly lower mental well-being scores, as measured by the answers to twelve psychological functioning questions (the GHQ-12). Other social surveys, for example the German Socio-Economic Panel (GSOEP), contain direct information on life satisfaction. Gerlach and Stephan (1996) and Winkelmann and Winkelmann (1998) use the GSOEP data to show that unemployment reduces life satisfaction beyond what would be expected from the loss of labour income. Blanchflower and Oswald (2004) find similar results for Great Britain and the United States. Research using panel data

¹ Feather (1990) presents a comprehensive survey of the social psychology literature on the psychological impact of unemployment.

has addressed causality by showing that unemployment is still associated with lower well-being even controlling for individual fixed effects.

Research in social psychology has suggested that unemployment affects not only the mental well-being of those concerned, but also that of their families, colleagues, neighbours, and others who are in direct or indirect contact with them. Evidence on the negative intra-familial consequences of unemployment goes back at least to the Great Depression, when Oakley (1936) reported that the unemployment of German parents produced a drop in their children's school grades of two-thirds of a grade point (of which there are 5 in the German system: 1 is the best passing grade, 4 is the worst passing grade, and 5 indicates fail).² More recent work has found that children with unemployed fathers are at risk of socio-emotional problems, deviant behaviour, and reduced aspirations and expectations (McLoyd, 1989). Unemployment is also harmful for the mental health of spouses. McKee and Bell (1986) underline the difficulties faced by spouses, typically the wives of unemployed men, in trying to cope with the partner's intrusive presence at home, supporting distressed partners and dealing with intra-family conflict. Jones and Fletcher (1993) provide further evidence that the occupational stress and distress from unemployment can be transmitted between partners.

At a broader level, unemployment may also affect the employed. One strand of the literature has considered "survivors" – those who remain in organisations after their colleagues have been made redundant. Higher unemployment increases individuals' perceptions of their own future unemployment prospects (and by more than the actuarial rise in risk). Cobb and Kasl (1977), Fryer and McKenna (1987 and 1988), and De Witte (1999) have all emphasised that the anticipation of redundancy is at least as distressing as the experience of unemployment itself. Hartley *et al.* (1991), in their survey of job insecurity, found that those with falling perceived job security also report severe uncertainty in other life areas, impaired mental health (as expressed by psychosomatic symptoms and depression), lower job satisfaction, reduced organisational commitment and trust in management, resistance to change and deteriorating industrial relations. Nelson *et al.* (1995) and Ferrie *et al.* (1995) present evidence from case studies in the UK in which formerly public organisations were privatised and parts of the workforce were made redundant. These privatisations increased the perceived job insecurity of employees and caused significant falls in their mental well-being. Dekker and Schaufeli (1995) present complementary evidence showing that, after it had become clear who would be laid off, those who knew that they

² More recent evidence for Dutch families is presented in Te Grotenhuis and Dronkers (1989).

would be made redundant actually experienced a rise in well-being. This illustrates the harmful impact of job insecurity compared to that of actually becoming unemployed.

Even without a job-security effect, surrounding unemployment may still reduce employees' well-being. Workers who see their co-workers becoming unemployed may suffer some psychological impact as well. Managers in firms where layoffs took place report that these had deleterious effects on the remaining workers' productivity, morale and commitment to the firm (Brockner, 1988 and 1992). Survivors have feelings of guilt, show poor concentration and increasingly seek alternative employment (Noer, 1993). In addition, Cooper (1986) shows that occupational stress, which workers typically react to by changing jobs, increases with unemployment as individuals are more likely to be stuck in mentally-distressing jobs.

The externalities from higher unemployment are not restricted to employees, but also affect those who were already unemployed. Here the sign of the externality may change: higher unemployment may be beneficial (or at least less harmful) for the unemployed. The social psychology literature provides some evidence. Kessler *et al.* (1987 and 1988) find that support from others reduces the negative impact of unemployment by helping the unemployed to escape from boredom and establish a goal direction in daily activities. It is easier for the unemployed to establish social contacts if others in the local area are also unemployed. Cohn (1978) finds that the unemployed's satisfaction with self is lower if there is no external cause to which unemployment can be attributed. Satisfaction among the unemployed is higher in regions with higher local unemployment rates. Jackson and Warr (1987) find similar results for the UK. Unemployed men in England and Wales have significantly better psychological health if they live in areas where unemployment is chronically high compared with those living in areas with moderate or low unemployment. Dooley *et al.* (1988), however, find that the aggregate unemployment rate has a negative impact on the unemployed when investigating psychological symptoms in the Los Angeles area.

While social psychology has contributed very detailed accounts of particular case studies and qualitative research, economists have recently started to make use of large-scale datasets to examine quantitatively the effect of unemployment on others. Clark (2003) uses seven waves of the BHPS to examine the impact of other's unemployment on both the employed and the unemployed. Other's unemployment is measured at the regional, household, and couple level. While surrounding unemployment generally has a negative effect on the employed at all three levels, there is evidence of a counteracting effect for unemployed men, whose well-being rises with others' unemployment. These results are consistent with a utility

return from adhering to an employment norm. They are also consistent with work on suicides and para-suicides by the unemployed, which have been shown to be more prevalent in low-unemployment regions (Platt and Kreitman, 1990, and Platt *et al.*, 1992).

Work in other countries or with other datasets generally finds similar results. Using Australian data, Shields *et al.* (2009) show that unemployed men suffer less from unemployment if they live in a region with higher unemployment. No such effect is found for women. Powdthavee (2007) finds a weaker social norm effect in South Africa. His findings suggest that unemployed people suffer much less from regional unemployment than do the employed, but they still suffer nevertheless. Social-norm effects also appear for the informally employed (casual wage employees), whose life satisfaction is less adversely affected by regional unemployment than that of regularly employed workers.

Shields and Wheatley Price (2005) use an index of multiple deprivation at the regional level that consists of six deprivation domains (low income, employment, education and training, poor health and disability, poor housing, and poor geographical access to services). They show that the detrimental effect of unemployment on psychological health is greater in low employment-deprivation areas than in highly-deprived areas. However, Scutella and Wooden (2006), using Australian data, do not find any social-norm effect at the household level: the well-being of the unemployed rather worsens as other household members become unemployed.

A different approach to modelling the prevalence of an (un)employment norm was taken by Stutzer and Lalive (2004), who infer the social work norm in Swiss cantons from the outcome of a referendum in which the population voted on cuts in unemployment benefits. Stronger cantonal support for this cut is interpreted as corresponding to a stronger social norm of work. The results show that a weaker work ethic goes hand in hand with greater subjective well-being of the unemployed.

Overall, the literature clearly provides evidence of both adverse psychological effects of own unemployment, as well as spillover effects on others. The employed suffer from, for example, increased job insecurity, feelings of guilt, and higher workloads. However, for those who are already unemployed, any social norm effect mitigates this effect, and may even turn it positive.

3. Data and Methodology

To estimate spillovers from others' unemployment, we use the first 23 waves (1984-2006) of the German Socio-Economic Panel (GSOEP).³ We include all individuals aged between 21 and 60 who are either employed (full-time or part-time) or registered unemployed. This yields roughly 60,000 observations (from 9,000 different individuals) for each sex. Our dependent variable is life satisfaction, which is measured on a 0 to 10 scale (where 0 denotes "not satisfied at all" and 10 stands for "completely satisfied").

In a first step, we explain life satisfaction by a fairly standard set of variables, including the respondent's own employment status and the regional unemployment rate. To test for a social norm effect, we include interaction terms between own employment status and the regional unemployment rate. We therefore estimate the following equation:

$$LS_{it} = \alpha_i + \beta_1 UE_{it} + \beta_2 (E_{it} * UERATE_{it}) + \beta_3 (UE_{it} * UERATE_{it}) + \gamma' X_{it} + \mu_t + \varepsilon_{it} \quad (1)$$

where α_i is an individual fixed effect, E_{it} is a dummy for own employment, UE_{it} is a dummy for own unemployment, and $UERATE_{it}$ is a measure of the regional unemployment rate⁴ (at the German federal state level).⁵ The vector X_{it} is a set of standard control variables that might potentially be correlated with individual well-being (such as income and marital status). It is conceivable that other regional factors that are correlated with the regional unemployment rate also affect well-being. To control for these effects, we also include state-level GDP per capita and state-level crime rates as control variables. μ_t represents the wave dummies, and ε_{it} is a random error term. We first check whether we can replicate the results of the social-norm literature mentioned above in the GSOEP data.

We have three prior hypotheses regarding equation (1):

$\beta_1 < 0$ (the unemployed are less happy than the employed);

$\beta_2 < 0$ (higher regional unemployment makes the employed less happy); and

³ The data used in this publication were made available by the German Socio-Economic Panel Study (GSOEP) at the German Institute for Economic Research (DIW), Berlin. The data were extracted using the Add-On-package PanelWhiz for Stata, see Haisken-DeNew and Hahn (2006) for details.

⁴ We here use the yearly unemployment rate by region. Experiments with the monthly rate, matched to month of interview, produced very similar results.

⁵ As we only use observations on employed or registered unemployed respondents, the specification in (1) allows us to read β_2 and β_3 as the impact of aggregate unemployment on the employed and the unemployed respectively.

$\beta_3 > \beta_2$ (there is a counteracting social norm effect for the unemployed, who are thus less negatively affected by regional unemployment than are the employed).

The second and third hypotheses reflect the influence of signal, sympathy, and social norms in how others' bad fortune is interpreted. If unemployment rises, both the employed and the unemployed receive a negative signal.⁶ For the employed, this signal corresponds to a heightened risk that they will become unemployed themselves in the future. For the unemployed, higher unemployment around them reduces their chances of returning to the labour market. Both groups might also suffer from a sympathy effect: higher unemployment in one's region may well affect the individual's family members, friends, and other acquaintances, leading to lower happiness among those who feel sympathy. Since both effects are negative for the employed, we then expect that $\beta_2 < 0$. The social-norm effect suggests that, in a society in which most people work, being unemployed represents a greater deviance from the social norm and is thus harmful for the individual's social status and perceived well-being. As the number of unemployed rises, working gradually loses its normative effect, which attenuates the negative effect of unemployment on the well-being of the unemployed. Since this social-norm effect only pertains for the jobless, but not for the employed (or, if it does appear, it would work in the opposite direction), we hypothesize that $\beta_3 > \beta_2$.

The second empirical specification explicitly tests our hypothesis that the fault line is labour market insecurity rather than labour force status. We therefore estimate the extended regression below:

$$\begin{aligned}
 LS_{it} = & \alpha_i + \beta_1 (E_{it} * Low_Job_Security_{it}) \\
 & + \beta_2 (UE_{it} * Good_Prospects_{it}) + \beta_3 (UE_{it} * Bad_Prospects_{it}) \\
 & + \beta_4 UERATE_{it} * E_{it} * High_Job_Security_{it} \\
 & + \beta_5 UERATE_{it} * E_{it} * Low_Job_Security_{it} \\
 & + \beta_6 UERATE_{it} * UE_{it} * Good_Prospects_{it} \\
 & + \beta_7 UERATE_{it} * UE_{it} * Bad_Prospects_{it} \\
 & + \gamma' X_{it} + \mu_t + \varepsilon_{it}
 \end{aligned} \tag{2}$$

Here $High_Job_Security_{it}$ and $Low_Job_Security_{it}$ are respectively dummy variables for employees saying that their job is relatively secure or insecure. These are constructed from the following question, asked of the employed only: "How concerned are you about your job

⁶ As analysed in the context of others' income by Senik (2004) and Clark *et al.* (2009).

security?”, with the possible replies: “*Not concerned at all*”, “*Somewhat concerned*”, and “*Very concerned*”. High job security corresponds to the response “*Not concerned at all*” and low job security otherwise. The *Good_Prospect_{it}* and *Bad_Prospect_{it}* dummies correspond to the GSOEP question asked of the unemployed: “*If you were currently looking for a new job: Is it or would it be easy, difficult or almost impossible to find an appropriate position?*”? Good prospects corresponds to the response “*Easy*” and bad prospects otherwise.⁷ The omitted category in equation (2) is therefore employees with high job security.

Our hypotheses in this expanded estimation are as follows:

$\beta_1 < 0$	Job insecurity reduces the well-being of the employed
$0 > \beta_2 > \beta_3$	The unemployed with good prospects are better-off than the unemployed with bad prospects; both do worse than the employed with secure jobs

What most interests us here is the effect of the regional unemployment rate on the different labour-market groups. In this respect, we expect the following:

$\beta_4 < 0$	Regional unemployment reduces the well-being of the secure employed
$\beta_5 > \beta_4$	Regional unemployment has a less negative, or even positive, effect on the insecure employed
$\beta_7 > \beta_6$	Regional unemployment has a less negative effect on the unemployed with bad prospects than on the unemployed with good prospects

The lexicon above therefore distinguishes individuals on the labour market according to their prospects or insecurity, rather than by their labour force status *per se*. We consider the insecure employed to be somewhat analogous to the unemployed with bad prospects, and the secure employed to be similar to the unemployed with good prospects. The spillover from regional unemployment is then expected to be decidedly negative for this second group (who are faced with a lower level of labour-market risk), but less negative for the first group.

All of our statistical analyses are carried out separately by sex. This distinction turns out to be key. In particular, we find results consistent with the above hypotheses for men, but a far

⁷ We grouped the answers to the job security question “*somewhat concerned*” and “*very concerned*” together, as well as the “*difficult*” and “*almost impossible*” prospects, as the translated categories are very similar in German and difficult for individuals to distinguish.

more mixed picture for women, suggesting that the way in which job security and unemployment affect individuals differs sharply between the sexes.

4. Results

4.1. Descriptive Statistics

We start the analysis with some descriptive statistics regarding our key variables.⁸ Table 1 shows mean life satisfaction in the different labour-market groups defined above. For both men and women, the secure employed are the most satisfied, and the bad-prospect unemployed are the least satisfied. However, the average satisfaction scores reported by the insecure employed and the good-prospect unemployed are remarkably similar. The differences in the satisfaction scores by insecurity (for the employed) and by prospects (for the unemployed) are significant at all conventional levels.

Table 1: Mean life satisfaction scores

	Men	Women
Employed		
High job security	7.49	7.43
Low job security	6.78	6.71
Unemployed		
Good Prospects	6.66	6.98
Bad Prospects	5.33	5.68

We are most interested in the relationship between well-being and regional unemployment for these different groups. Figures 1 and 2 make a first pass by illustrating, for men and women respectively, the correlation between regional unemployment and the difference between the mean life satisfaction of the employed and the unemployed, by region and by (roughly) five-year periods from 1984 to 2006. These figures therefore plot out the well-being loss from unemployment, as a function of the regional unemployment rate.

Figure 1 shows that there is a negative relationship between this loss and regional unemployment for men. This is consistent with a social-norm effect: the employed always report higher satisfaction than the unemployed, but this gap closes in high-unemployment regions. It is difficult to detect any social norm effect in Figure 2 for women, as the

⁸ Further descriptive statistics are provided in Appendix Table A1.

relationship appears to be positive, if anything, rather than negative. This is reminiscent of the BHPS Figures in Clark (2003), where no social-norm effect of unemployment pertained for women.

Figure 1: Employed-unemployed life satisfaction gaps and regional unemployment: Men

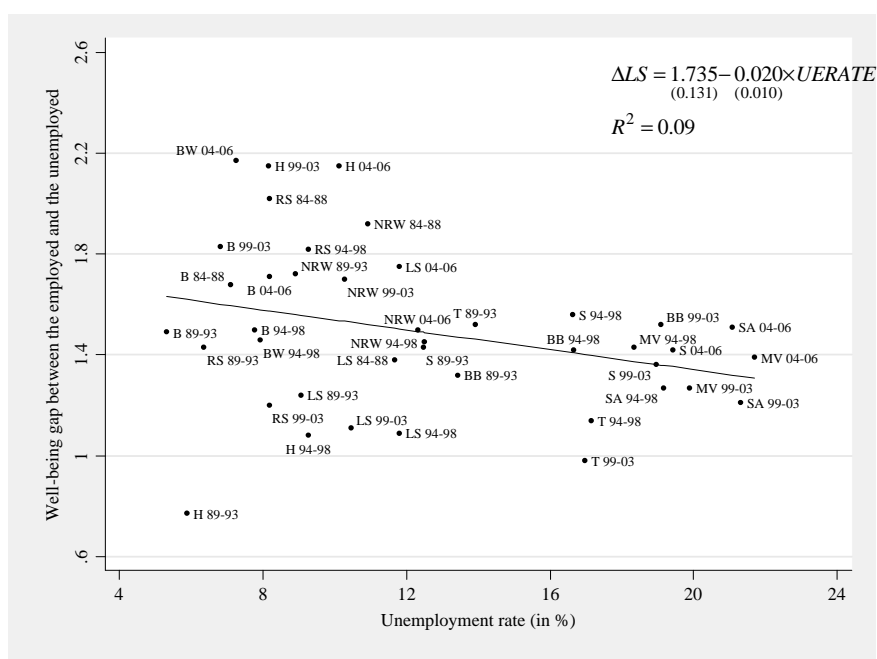
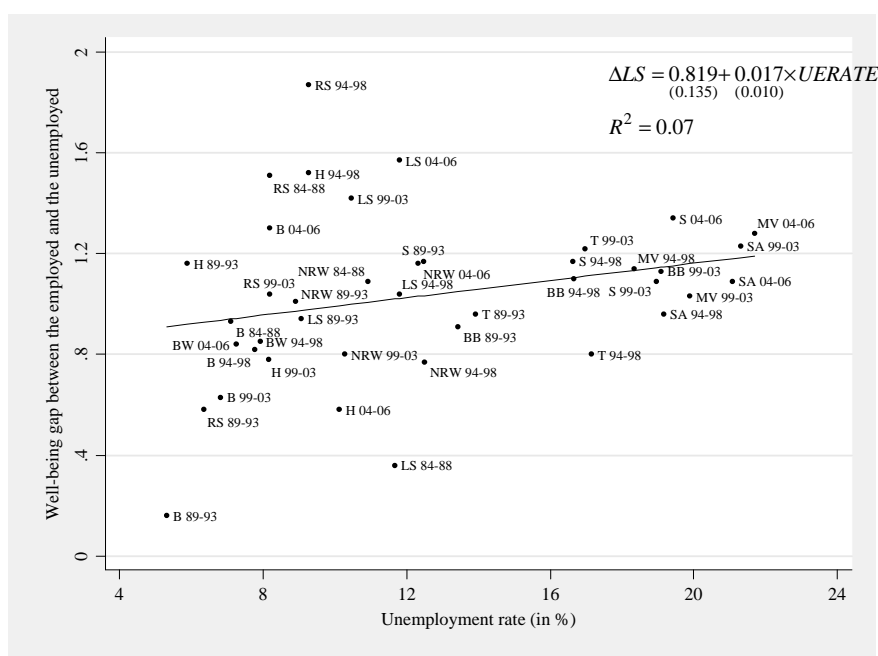


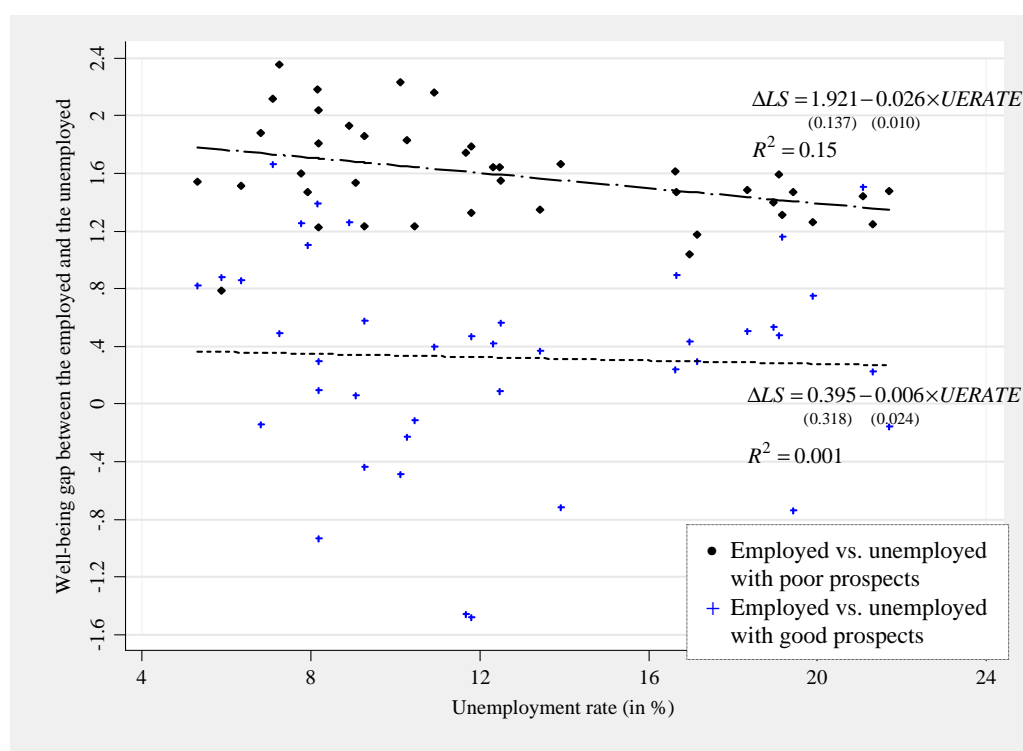
Figure 2: Employed-unemployed life satisfaction gaps and regional unemployment: Women



Notes to both figures. Observations by German Federal States averaged over the following periods: 1984-1988 (only former West Germany), 1989-1993 (1991-1993 for East Germany), 1994-1998, 1999-2003, and 2004-2006. We exclude any States in which there are fewer than three observations per period and employment/prospect group. Key: B = Bavaria, BB = Brandenburg, BW = Baden-Württemberg, H = Hessen, LS = Lower Saxony, MV = Mecklenburg-West Pomerania, NW = North Rhine-Westphalia, RS = Rhineland-Palatinate/Saarland, S = Saxony, SA = Saxony-Anhalt, SH = Schleswig-Holstein, and T = Thuringia.

Our main hypothesis is, however, that the dividing line for the social norm comes from labour-market insecurity, rather than employment and unemployment. Figure 3 therefore reproduces Figure 1, but now dividing the unemployed up into those with good and bad prospects. The life satisfaction gap is larger between employment and bad-prospects unemployment than that with good-prospects unemployment: the unemployed with good prospects report life satisfaction not that much different from the employed. Of most interest for the presence of social norms is the slope of the regression line. This is negative for the bad-prospect unemployed (so that being unemployed hurts less, relative to employment, in high-unemployment regions). However, there is no relationship between the well-being gap and regional unemployment for the good-prospect unemployed.⁹

Figure 3: The role of labour-market insecurity (Men)



Note: Observations by German Federal States averaged over the following periods: 1984-1988 (only former West Germany), 1989-1993 (1991-1993 for East Germany), 1994-1998, 1999-2003, and 2004-2006. We exclude any States in which there are fewer than three observations per period and employment/prospect group.

Before we move on to the econometric analysis, we should take seriously the criticism that individuals may not be able to judge their future employment prospects accurately. A simple test is to see whether individuals' subjective scores are correlated with what actually happens

⁹ As such, the gap between good- and poor-prospect unemployment shrinks in higher unemployment regions: the two regression lines approach each other in Figure 3.

to them in the future. Table 2 shows the percentage of individuals who are employed or unemployed in year t , as a function of their subjective evaluations one wave earlier at $t-1$. In the top panel, the probability that the unemployed at $t-1$ remain so at t is clearly correlated with the prospects they reported at $t-1$. Of those with bad prospects at $t-1$, 55.2% remain unemployed at t , whereas the same figure for the unemployed with good prospects at $t-1$ is 29.5%. The analogous figures for being in employment at t are 23.1% and 45.2% respectively.

Table 2: Future labour-force status and current perceptions of job insecurity

	Unemployed at t	Employed at t	Not in the Labour Force at t
<i>Unemployed at $t-1$</i>			
Low re-employment chance	55.2%	23.1%	21.7%
High re-employment chance	29.5%	45.2%	25.3%
Pearson's χ^2	163.8 ($p < 0.001$)		
<i>Employed at $t-1$</i>			
Low job security	5.0%	90.3%	4.7%
High job security	1.7%	92.3%	6.0%
Pearson's χ^2	991.3 ($p < 0.001$)		

A similar story unfolds for the employed in the bottom panel of Table 2 with respect to their reported job security at $t-1$. The differences in percentage points for the employed are smaller than those for the unemployed, partly because far fewer of them actually transit between the labour-force statuses from one year to the next. Even so, the percentage of the employed who become unemployed at t is almost three times higher amongst those reporting job insecurity at $t-1$, so the same broad conclusion holds that what individuals say about their labour-market insecurity has a counterpart in what actually occurs to them in the future.

Table 3: Well-Being and Others' Unemployment (Fixed Effects OLS: "within")

	Without Future Expectations		With Future Expectations	
	(1) Men	(2) Women	(3) Men	(4) Women
Reference	Full-time employed	Full-time employed	Full-time employed with secure job	Full-time employed with secure job
Part-time	-0.220 ^{***} (0.046)	-0.141 ^{***} (0.021)	-0.233 ^{***} (0.045)	-0.145 ^{***} (0.021)
Employed (full-time and part-time)				
x Low security			-0.352 ^{***} (0.033)	-0.199 ^{***} (0.035)
x U Rate	-0.009 [*] (0.005)	0.003 (0.006)		
x U Rate x High Security			-0.010 [*] (0.005)	0.006 (0.006)
x U Rate x Low Security			-0.005 (0.005)	0.002 (0.006)
Unemployed	-1.169 ^{***} (0.088)	-0.431 ^{***} (0.089)		
x Good Prospects			0.148 (0.272)	0.217 (0.291)
x Poor Prospects			-1.549 ^{***} (0.094)	-0.574 ^{***} (0.099)
x U Rate	0.009 (0.007)	-0.016 ^{**} (0.007)		
x U Rate x Good Prospects			-0.039 [*] (0.020)	-0.037 (0.024)
x U Rate x Poor Prospects			0.015 ^{**} (0.007)	-0.018 ^{**} (0.008)
Income (Monthly net household income divided by number of household members)				
Income/1000	0.246 ^{***} (0.020)	0.200 ^{***} (0.023)	0.233 ^{***} (0.020)	0.194 ^{***} (0.022)
Individual controls	Yes	Yes	Yes	Yes
Individual fixed effects	Yes	Yes	Yes	Yes
Wave dummies	Yes	Yes	Yes	Yes
R ²	0.059	0.042	0.070	0.048
No. observations	65,468	55,744	65,468	55,744

Notes: OLS estimation with individual fixed effects and wave dummies; clustered standard errors (by state and wave) are in parentheses. The estimation sample consists of the employed and the unemployed only. Control variables include state-level GDP per capita, the state-level crime rate (offences per 100,000 inhabitants), marital status, number of children, years of education, part-time, age dummies, living in owned accommodation, and having a household member in need of care. * denotes significance at the 10% level, ** at the 5% level, and *** at the 1% level.

4.2. Regression results

To provide further detail on the effects of aggregate unemployment on individual well-being, we now turn to econometric analysis. The first two columns of Table 3 show the results of estimating specification (1) via OLS with individual fixed effects (i.e. a “within” analysis) for men and women respectively. The standard errors in the regressions are clustered by region and wave, as regional unemployment is aggregated at a higher level than is the dependent variable (see Moulton, 1990). The estimation sample in Table 3 consists of the employed and the unemployed only, as those with other labour-force statuses do not supply information allowing us to split them up into high- and low-security groups.

The results here with German data are consistent with those that have been found in a number of other countries (see Section 2 above). Own unemployment is associated with sharply lower well-being. Higher regional unemployment is negatively correlated with the well-being of employed men. This highlights two of the channels through which unemployment affects well-being: negatively so for those who become unemployed, but also for men who remain employed. A ten percent higher regional unemployment rate (corresponding, for example, to the unemployment gap between the German federal states of Hesse and Mecklenburg-West Pomerania in 2006), is estimated to reduce the life satisfaction of an employed man by 0.1 points on the 11-point scale.¹⁰ The life satisfaction of employed women, on the other hand, is not affected by regional unemployment.

Contrary to the case of employed men, regional unemployment has no significant effect on the well-being of unemployed men, in line with the social-norm hypothesis. The difference between the effect of regional unemployment on employed and unemployed men is statistically significant at the 1% level. The unemployed therefore suffer significantly less than do the employed from higher regional unemployment (although we cannot conclude that it actually makes them feel better). There is no evidence of a social-norm effect for women: unemployed women actually suffer significantly more from regional unemployment than do employed women.

We now turn to equation (2), where we distinguish individuals by their labour-market security. The estimation results are shown in columns 3 and 4 of Table 3. Both insecure jobs and bad prospects when unemployed reduce well-being, with sizeable impacts. Moving from high to low job security produces a 0.352 point fall in subjective well-being for men, and a

¹⁰ The compensating differential for this effect (calculated by comparing the estimated coefficients on employment * regional unemployment and income in the regressions in Table 3) is 4,390 Euros of household income per year for men.

0.199 point fall for women (disregarding the interaction effects, i.e. evaluated at a regional unemployment rate of zero). Unemployed men with bad prospects have life satisfaction scores that are 1.549 points lower than those of employed men in secure jobs (again disregarding the interaction effects). However, unemployed men with good prospects are at least as happy as employed men with secure jobs. This supports the analysis of Eisenberg and Lazarsfeld (1938) cited in the introduction. Qualitatively similar effects are found for women.

One major result from this econometric analysis is that the effect of aggregate unemployment on individual well-being depends on the degree of labour-market insecurity to which the individual is exposed. For men, regional unemployment is associated with significant lower well-being for the secure employed *and* for the unemployed with good prospects. This negative effect is attenuated for employed men with insecure jobs, and actually becomes positive and significant for unemployed men with poor prospects. The difference in the effect of regional unemployment for secure and insecure employed men is significant at the 10% level, and that between good- and bad-prospect unemployed men is significant at the 1% level.

These results provide some support for the hypothesis that, at least for men, the dividing line for the social norm effect of aggregate unemployment is not employed *vs.* unemployed, but rather good *vs.* bad prospects in general. A ten percentage point rise in the regional unemployment rate reduces the life satisfaction of an unemployed man with good prospects by 0.39 life satisfaction points, but has a positive effect of 0.15 points on the life satisfaction of an unemployed man with bad prospects. Men who feel stuck in unemployment are not negatively influenced by worsening labour-market conditions.

For employed women, there are no significant effects of regional unemployment on well-being. The interaction coefficients for unemployed women are both negative, with that for the poor-prospect unemployed being less negative than that for the good-prospect unemployed, as was the case for men (although only the coefficient for the poor-prospect group is statistically significant, while the difference between the two coefficients is not statistically significant).¹¹

While our interpretation so far has been in terms of the effect of aggregate unemployment on different labour-market groups, it is quite possible that other mechanisms lie behind the relationships highlighted in Table 3. In particular, aggregate unemployment may be acting as a proxy for some other variable: this is not to say that the correlations in Table 3 are wrong,

¹¹ We here use linear techniques to analyse life satisfaction, which suppose that the dependent variable is cardinal. Ferrer-i-Carbonell and Frijters (2004) have argued that cardinal and ordinal analyses of well-being often produce similar results. To check, we also estimated Conditional fixed-effect logits and Probit-adjusted OLS (Van Praag and Ferrer-i-Carbonell, 2004), both of which produce results similar to those in Table 3.

but rather that the causal mechanism has not necessarily been identified. We consider two possible candidates for this omitted aggregate variable: GDP per capita and crime rates (offences per 100 inhabitants), both measured at the State level.

First note that Table 3 does in fact control for both of these aggregate variables. These are entered as main effects, so that their coefficients show the average effect over all groups under consideration (employed and unemployed, good and bad prospects). The relationships between well-being and aggregate unemployment in Table 3 are therefore conditional on both crime and GDP.

However, we cannot necessarily be sure that all groups are equally affected by these aggregate variables. Perhaps the unemployed suffer more from higher crime, or those with good prospects are more cheered by higher GDP per capita, as they think that they are more likely to share in the spoils. To check, we re-estimated columns (3) and (4) of Table 3, interacting good/bad prospects unemployment and employment with the state crime rate, instead of the unemployment level. We equally carried out the same experiment with interactions with GDP. The goal is to see whether GDP or crime do a better, or as good, job of fitting the well-being data than does the unemployment rate. If so, then we have some evidence that aggregate unemployment is indeed acting as a proxy for some other aggregate variable. The estimation results show some evidence that crime rates affect the good- and bad-prospect unemployed differently, but none of the other interactions are significant. As such, aggregate unemployment does a much better job of explaining the data than does GDP or crime rates.

Overall then, the results from the regression analysis reveal a significant difference in the effect of regional unemployment on the well-being of the unemployed and the employed. But these groups are far from being homogeneous. By taking labour market prospects into account, we suggest that the key distinction, at least for men, might be between those with good prospects (the secure employed and the good-prospect unemployed), and those with bad prospects (the insecure employed and the unemployed who say that it is difficult to obtain a new job). Regional unemployment produces negative externalities for the first group, but there is evidence of a social norm effect, whereby regional unemployment matters less, or is even welcomed, in the second group.

4.3 Labour market implications

Our regression results make clear that the externalities from others' unemployment depend both on one's own labour-force status and one's own future prospects. Those with good

prospects in the labour market interpret others' unemployment more as a signal of their own future prospects (i.e. negatively), whereas this effect is mitigated for those with poorer prospects (the insecure employed and the poor-prospect unemployed).

It is however unlikely that the proportions of good- and bad-prospects labour market participants are themselves unaffected by aggregate developments: rising unemployment will surely push some employees into feeling insecure, for example (as in Clark and Postel-Vinay, 2009). Our estimates actually allow us to calculate this probability. In what follows, we do so for men, for whom we have identified a social-norm effect of unemployment.

Column (1) of Table 3 showed the overall effect of aggregate unemployment on the well-being of the employed, and of the unemployed. Column (3) then presented the separate effects of regional unemployment within labour-force status, depending on insecurity. Appendix Table A1 provides us with the share of high-security *vs.* low-security employees (47% *vs.* 53%) and good-prospects *vs.* bad-prospects unemployed (5% *vs.* 95%). If we weight the estimated effects of the unemployment rate on well-being for the employed with secure and insecure jobs by their respective shares, we obtain an "average" effect that understates the negative total estimate for all employees (both secure and insecure) in column (1). The difference arises because higher unemployment makes people less sanguine about their job security. We can calculate the change in the percentage of insecure employees, for example, which is necessary for the weighted sum of the coefficients in column (3) to match up with the combined coefficient in column (1). This produces a marginal effect of -0.56: every one percentage point rise in unemployment reduces the percentage of secure employees by 0.56 points. The analogous calculation for the unemployed produces a marginal effect of -0.32.

We can check these figures by running linear probability models (with fixed effects and clustered standard errors) on the probability of reporting high job security, and of reporting good job prospects when unemployed. This produces very similar figures.

The marginal effect of unemployment on job insecurity might be thought to be too low here: after all a ten percentage point rise in unemployment will only reduce the percentage saying that their job is secure by 5.6 points. In this context, it should be remembered that there are many public sector workers in Germany, whose jobs might be thought to be largely insured against macro conditions. Luechinger *et al.* (2008) find evidence of exactly this phenomenon using both GSOEP panel data, and American (GSS) and European (Eurobarometer) cross-section data.

We can use the above results to address two topics of particular policy relevance: inequality and unemployment hysteresis. Unemployment is often thought to bring increased inequality

in its wake because it shifts people towards the bottom end of the well-being distribution. The social-norm effect, however, reduces the average well-being gap between the employed and the unemployed. The effect of unemployment on inequality is therefore *a priori* ambiguous, and depends on both the estimated parameters and the initial unemployment rate. At the average unemployment rate of 11% observed in our data, these two effects work in opposite directions, but produce an overall increase in well-being inequality, as measured by the Gini coefficient.

The inclusion of labour-market insecurity brings more detail to the analysis, as we now drop the assumption that the employed and unemployed are homogeneous groups. As such, we consider inequality within each group, as well as the broad inequality between the employed and unemployed described above.

The within-group effect of rising unemployment is in fact analogous to the between effect above: a higher unemployment rate is associated with a shift of individuals from the high well-being (secure) to the low well-being (insecure) group, at the same time as the well-being gap between the two groups shrinks. The key difference is in terms of the initial distribution of the “good” and “bad” groups. In the case of employment vs. unemployment considered in the between analysis above, 89% of the sample were initially in the good (employment) group. For the within analysis, only 47% of employees report a secure job, and only 5% of the unemployed report good prospects. At these values, the good-prospects groups are already relatively small, so that reducing their share actually reduces inequality in our data. This ensures that both effects of unemployment (the shift, and the shrinking gap) work in the same direction. In our sample then, unemployment produces greater inequality between the employed and the unemployed, but less inequality within each group.

The heterogeneity of the different labour-market groups may also impact on their behaviour. It is likely that the intensity of job search depends on the difference between the well-being values of employment and unemployment. To provide empirical support for this link, we show that the unemployed's search intensity and their willingness to take a wage cut to find a job both depends on the satisfaction loss experienced on becoming unemployed. The GSOEP contains information about both unemployed respondents' job-search behaviour over the past four weeks and about their reservation wages (the minimum net wage they would require in order to accept a new job). The first column in Table 4 contains results from a probit regression of a dummy variable for being actively engaged in some kind of job search over the past four weeks; the key explanatory variable is the change in life satisfaction between t and $t-1$ ($LS_t - LS_{t-1}$) if the individual was employed in $t-1$. We thus model job search by

relatively new entrants into unemployment. The results do indeed show that the unemployed who experienced greater falls in life satisfaction are more likely to engage in job search. The other estimated coefficients presented show that the married and cohabitating unemployed are less likely to search than are singles, the unemployed with higher education search more intensively, while the unemployed in households with higher income search less. A second test consists in modelling the wage cuts the unemployed are willing to accept in order to find a new job. The GSOEP provides information on both the unemployed's reservation wage and their previous net labour income. We can then calculate the maximum percentage drop in income that they are willing to give up in order to accept a position (i.e. their wage concession). The second column in Table 4 shows that a greater fall in life satisfaction on entering unemployment is associated with larger wage concessions. A one-point increase in the effect of unemployment on life satisfaction, relative to employment, produces a wage concession that is 5.8% larger, as a percentage of previous labour income. The other results show that individuals in high-unemployment regions, the married or cohabitating, and those with higher household income make larger wage concessions.

Table 4: Labour market behaviour and the fall in life satisfaction on becoming unemployed

	Job search in past four weeks	Wage concession
	Probit	OLS
Change in Life Satisfaction ($t-1$ to t)	-0.078*** (0.012)	-0.058*** (0.018)
Unemployment Rate	-0.007 (0.005)	0.016** (0.008)
Married	-0.157** (0.062)	0.321*** (0.093)
Cohabitating	-0.144** (0.074)	0.255** (0.112)
Education	0.040*** (0.012)	-0.029 (0.018)
Net Household Income p.c. /1000	-0.112** (0.054)	0.759*** (0.091)
Constant		-1.911 (0.213)
Pseudo R ²	0.017	0.035
No. observations	3,208	2,560

*Note: Standard errors in parentheses. *, ** and *** denote significance at the 10%, 5% and 1% levels respectively. We only include individuals who were unemployed in year t and employed in year $t-1$. "Change in life satisfaction" is the change in satisfaction between years t and $t-1$ ($LS_t - LS_{t-1}$). The wage concession is the maximum share of previous labour income that the individual is willing to give up to accept a new job.*

Both of the regressions in Table 4 then suggest that there is indeed a link between the effect that unemployment has on individual well-being and the unemployed's subsequent behaviour with respect to moving back into the labour market. The social-norm literature has underlined that if higher regional unemployment alleviates the suffering the unemployed experience then hysteresis may result (see Clark, 2003). The results in Table 3 show that this analysis holds for unemployed men with poor prospects: as unemployment rises, the value of employment relative to poor-prospect unemployment falls, producing the possibility of hysteresis in unemployment. This conclusion is reversed for good-prospect unemployed men. Greater unemployment continues to reduce the value of employment, but critically has a far larger negative effect on the well-being of the good-prospect unemployed. As such the well-being gap between the employed and unemployed actually widens, increasing the value of getting back to work. For this group, worsening aggregate labour-market conditions may perversely act as an encouragement to leave unemployment.

Our results above provide support for the social-norm effects of unemployment for German men. Not all of the unemployed are affected equally, but those with poorer chances of returning to the labour market are discouraged even more, while those with relatively good chances push harder to get back into the market. Rising unemployment then drives a large share of potential employees away from the market and diminishes their prospects of returning to employment.

5. Conclusion

Unemployment is widely considered to generate negative externalities, quite apart from its effect on those who lose their jobs. A distinction is often made between the influence on the employed and the unemployed: aggregate unemployment reduces the well-being of the employed, but has a far smaller, or even positive, effect on the unemployed. This latter is suggested to reflect a social norm in labour market status.

We here use long-run German panel data to reproduce this standard result. Our main contribution is to suggest that the relevant fault line in externalities may not be between employment and unemployment, but rather via labour-market security. This latter is measured as job security for the employed, and the ease of finding a new job for the unemployed. For men, the good-prospects group, both employed and unemployed, are strongly negatively affected by regional unemployment. However, insecure employed men and poor-prospect unemployed men are far less, or even positively, affected. We do not find any such effect for women.

While unemployment affects the good- and bad-prospect groups differently, it also shifts individuals between groups. Our estimations are consistent with a one percentage point rise in unemployment reducing the percentage of employees with a secure job by 0.56 percentage points. One implication of the shift-share and social-norm findings is that greater labour inequality (in terms of well-being) resulting from unemployment may be accompanied by falling inequality within each labour-market status.

The effect of unemployment on well-being is of interest in its own right, as one of the aims of government policy is arguably the maximisation of social welfare. We have further shown that these well-being effects have a behavioural counterpart. As the individual well-being gap between employment and unemployment shrinks, the unemployed search less and are less willing to accept wage cuts to take a new job. This well-being gap does indeed fall for poor-prospect unemployed men, leading to the possibility of unemployment hysteresis for this group.

While this paper has appealed to measures of subjective well-being to distinguish groups in the labour market, it would be of great interest to apply these results in other areas. One obvious application is in job search, which has as one of its keystones the value of employment compared to the value of unemployment. The results we present in Table 4 do suggest that the life satisfaction gap between employment and unemployment is key in explaining the behaviour of the unemployed. Our findings underline that this gap is not fixed, and may well depend on aggregate economic conditions, leading to the possibility of unemployment hysteresis. As this social-norm effect is stronger for unemployed men with poor reemployment chances, it is this group which is at risk of permanently higher unemployment. Future research should perhaps pay greater attention to heterogeneity in the labour market, not only in terms of the current labour market position, but also in terms of future prospects, as perceived by individuals themselves.

Appendix*Table A1: Descriptive statistics*

Variable	Share (in %)	Mean	Standard Deviation
State-level unemployment rate (in %)		11.38	4.68
Share of employees with:			
High job security	46.69		
Low job security	53.31		
Share of unemployed with:			
Good prospects	4.74		
Bad prospects	95.26		
Net household income per household member (in Euros)		964.34	558.67
Life satisfaction (scale from 0 to 10)		6.933	1.767
Marital status. Share of people who are:			
Married	65.21		
Cohabiting	19.11		
Divorced	4.89		
Widowed	0.95		
Number of children		0.698	0.934
Years of education		12.08	2.47
Share of part-time workers amongst all employees	20.05		
Age		40.01	10.41
Share who own their accommodation	45.49		
Share with household member in need of care	1.93		

References

- Blanchflower, D. (2007): *Is Unemployment more Costly than Inflation?*, NBER Working Paper No. 13505.
- Blanchflower, D., and A. Oswald (2004): "Well-being over time in Britain and the USA", *Journal of Public Economics* 88, 1359–1386.
- Brockner, J. (1988): "The Effects of Work Layoffs on Survivors: Research, Theory and Practice", in B. Staw and L. Cummings (eds.): *Research in Organizational Behaviour*, Vol. 10, Greenwich: JAI Press, 213-55.
- Brockner, J. (1992): "Managing the Effects of Layoffs on Survivors", *California Management Review* 34, 9-28.
- Clark, A.E. (2001): "What Really Matters in a Job? Hedonic Measurement Using Quit Data", *Labour Economics* 8, 223-242.
- Clark, A.E. (2003): "Unemployment as a Social Norm: Psychological Evidence from Panel Data", *Journal of Labor Economics* 21, 323-351.
- Clark, A.E. (2009): "Work, Jobs and Well-Being Across the Millennium". In E. Diener, J. Helliwell, and D. Kahneman (Eds.), *International Differences in Well-Being*. Oxford: Oxford University Press, forthcoming.
- Clark, A.E., N. Kristensen, and N. Westergård-Nielsen (2009): "Job Satisfaction and Co-worker Wages: Status or Signal?", *Economic Journal* 119, 430-447.
- Clark, A.E., and A. Oswald (1994): "Unhappiness and Unemployment", *Economic Journal* 104, 648-659.
- Clark, A.E., and F. Postel-Vinay (2009): "Job Security and Job Protection", *Oxford Economic Papers* 61, 207-239.
- Cobb, S., and S. Kasl (1977): *Termination: The Consequences of Job Loss*, Cincinnati: US Department of Health, Education and Welfare.
- Cohn, R. (1978): "The effect of employment status change on self-attitudes", *Social Psychology* 41, 81-93.
- Cooper, C. (1986): "Job distress: Recent research and the emerging role of the clinical occupation psychologist", *Bulletin of the British Psychological Society* 39, 325-331.
- De Witte, H. (1999): "Job Insecurity and Psychological Well-being: Review of the Literature and Exploration of Some Unresolved Issues", *European Journal of Work and Organizational Psychology* 8, 155-177.
- Dekker, S., and W. Schaufeli (1995): "The effects of job insecurity on psychological health and withdrawal: A longitudinal study", *Australian Psychologist* 30, 57-63.

- Di Tella, R., R. MacCulloch, and A. Oswald (2001): "Preferences over Inflation and Unemployment: Evidence from Surveys of Happiness", *American Economic Review* 91, 335-341.
- Dooley, C., R. Catalano, and K. Rook (1988): "Personal and aggregate unemployment and psychological symptoms", *Journal of Social Issues* 44, 107-123.
- Eisenberg, P., and P. Lazarsfeld (1938): "The psychological effects of unemployment", *Psychological Bulletin* 35, 358-390.
- Feather, N. (1990): *The Psychological Impact of Unemployment*, New York: Springer.
- Ferrer-i-Carbonell, A., and P. Frijters (2004): "How important is methodology for the estimates of the determinants of happiness?", *Economic Journal* 114, 641-659.
- Ferrie, J., M. Shipley, M. Marmot, S. Stansfeld, and G. Smith (1995): "Health effects of anticipation of job change and non-employment: Longitudinal data from the Whitehall II study", *British Medical Journal* 311, 1264-1269.
- Fineman, S. (1990): *Supporting the jobless: Doctors, clergy, police, probation officers*, London: Tavistock/Routledge.
- Fryer, D., and S. McKenna (1987): "The laying off of hands – unemployment and the experience of time", in S. Fineman (ed.): *Unemployment: Personal and social consequences*, London: Tavistock.
- Fryer, D., and S. McKenna (1988): "Redundant skills: temporary unemployment and mental health", in M. Patrickson (ed.): *Readings in organisational behaviour*, Sydney: Harper and Row.
- Gerlach, K., and G. Stephan (1996): "A paper on unhappiness and unemployment in Germany", *Economics Letters* 52, 325-330.
- Haisken-De New, J. P., and M. Hahn (2006): *PanelWhiz: A Flexible Modularized Stata Interface for Accessing Large Scale Panel Data Sets*, <http://www.panelwhiz.eu>.
- Hartley, J., D. Jacobson, B. Klandermans, T. van Vuuren, with L. Greenhalgh and R. Sutton (1991): *Job Insecurity: Coping with jobs at risk*, London: Sage.
- Jackson, P., and P. Warr (1987): "Mental health of unemployed men in different parts of England and Wales", *British Medical Journal* 295, 525.
- Jahoda, M. (1981): "Work, employment, and unemployment: Values, theories, and approaches in social research", *American Psychologist* 36, 184-191.
- Jahoda, M. (1988): "Economic recession and mental health: Some conceptual issues", *Journal of Social Issues* 44, 13-23.
- Jones, F., and B. Fletcher (1993): "An empirical study of occupational stress transmission in working couples", *Human Relations* 46, 881-903.
- Kessler, R., J. House, and J. Turner (1987): "Unemployment and health in a community sample", *Journal of Health and Social Behaviour* 28, 51-59.

- Kessler, R., J. Turner, and J. House (1988): "The effects of unemployment on health in a community survey: main, modifying, and mediating effects", *Journal of Social Issues* 44, 69–85.
- Knabe, A., and S. Rätzl (2009): "Scarring or Scaring? The psychological impact of past unemployment and future unemployment risk", *Economica*, forthcoming.
- Luechinger, S., S. Meier, and A. Stutzer (2008): *Why Does Unemployment Hurt the Employed? Evidence from the Life Satisfaction Gap between the Public and the Private Sector*, WWZ Working Paper 03/08, University of Basel.
- McKee, L., and C. Bell (1986): "His unemployment, her problem: the domestic and marital consequences of male unemployment", in S. Allen, S. Waton, K. Purcell, and S. Wood (eds.): *The experience of unemployment*, Basingstoke: Macmillan.
- McLoyd, V. (1989): "Socialisation and development in a changing economy: The effects of paternal job and income loss on children", *American Psychologist* 44, 293-302.
- Moulton, B. (1990): "An Illustration of a Pitfall in Estimating the Effects of Aggregate Variables on Micro Units", *Review of Economics and Statistics* 72, 334-38.
- Nelson, A., C. Cooper, and P. Jackson (1995): "Uncertainty amidst change: The impact of privatization on employee job satisfaction and well-being", *Journal of Occupational and Organizational Psychology* 68, 57-71.
- Noer, D. (1993): *Healing the Wounds: Overcoming the Trauma of Layoffs and Revitalizing Downsized Organizations*, San Francisco: Jossey-Bass.
- Oakley, C. (1936): "Some psychological problems of a depressed area", *Human Factor*, 10, 393-404.
- Platt, S., and N. Kreitman (1990): "Long term trends in parasuicide and unemployment in Edinburgh, 1968-87", *Social Psychiatry and Psychiatric Epidemiology* 25, 56-61.
- Platt, S., R. Micciolo, and M. Tansella (1992): "Suicide and Unemployment in Italy: Description, Analysis and Interpretation of Recent Trends", *Social Science & Medicine* 34, 1191-1201.
- Powdthavee, N. (2007): "Are there geographical variations in the psychological cost of unemployment in South Africa?", *Social Indicators Research* 80, 629–652.
- Scutella, R., and M. Wooden (2006): *Effects of Household Joblessness on Subjective Well-Being*, Melbourne Institute Working Paper Series, Working Paper No. 10/06.
- Senik, C. (2004): "When Information Dominates Comparison: A Panel Data Analysis Using Russian Subjective Data", *Journal of Public Economics* 88, 2099-2123.
- Shields, M., and S. Wheatley Price (2005): "Exploring the Economic and Social Determinants of Psychological and Psychosocial Health", *Journal of the Royal Statistical Society (Series A)* 168, 513-538.

- Shields, M., S. Wheatley Price, and M. Wooden (2009): "Life Satisfaction and the Economic and Social Characteristics of Neighbourhoods", *Journal of Population Economics* 22, 421-443.
- Stutzer, A., and R. Lalive (2004): "The role of social work norms in job searching and subjective well-being", *Journal of the European Economic Association* 2, 696-719.
- Te Grotenhuis, H., and J. Dronkers (1989): "Unequal opportunities in a West-European Welfare State", *The Netherlands Journal of Social Sciences* 25, 18-29.
- Van Praag, B. M. S., and A. Ferrer-i-Carbonell (2004): *Happiness Quantified: A Satisfaction Calculus Approach*, Oxford: Oxford University Press.
- Winkelmann, L., and R. Winkelmann (1998): "Why are the unemployed so unhappy? Evidence from panel data", *Economica* 65, 1-16.