

Heineck, Guido; Riphahn, Regina T.

Working Paper

Intergenerational transmission of educational attainment in Germany: the last five decades

IZA Discussion Papers, No. 2985

Provided in Cooperation with:

IZA – Institute of Labor Economics

Suggested Citation: Heineck, Guido; Riphahn, Regina T. (2007) : Intergenerational transmission of educational attainment in Germany: the last five decades, IZA Discussion Papers, No. 2985, Institute for the Study of Labor (IZA), Bonn

This Version is available at:

<https://hdl.handle.net/10419/34337>

Standard-Nutzungsbedingungen:

Die Dokumente auf EconStor dürfen zu eigenen wissenschaftlichen Zwecken und zum Privatgebrauch gespeichert und kopiert werden.

Sie dürfen die Dokumente nicht für öffentliche oder kommerzielle Zwecke vervielfältigen, öffentlich ausstellen, öffentlich zugänglich machen, vertreiben oder anderweitig nutzen.

Sofern die Verfasser die Dokumente unter Open-Content-Lizenzen (insbesondere CC-Lizenzen) zur Verfügung gestellt haben sollten, gelten abweichend von diesen Nutzungsbedingungen die in der dort genannten Lizenz gewährten Nutzungsrechte.

Terms of use:

Documents in EconStor may be saved and copied for your personal and scholarly purposes.

You are not to copy documents for public or commercial purposes, to exhibit the documents publicly, to make them publicly available on the internet, or to distribute or otherwise use the documents in public.

If the documents have been made available under an Open Content Licence (especially Creative Commons Licences), you may exercise further usage rights as specified in the indicated licence.

IZA DP No. 2985

Intergenerational Transmission of Educational Attainment in Germany: The Last Five Decades

Guido Heineck
Regina T. Riphahn

August 2007

Intergenerational Transmission of Educational Attainment in Germany: The Last Five Decades

Guido Heineck

University of Erlangen-Nuremberg

Regina T. Riphahn

*University of Erlangen-Nuremberg
and IZA*

Discussion Paper No. 2985
August 2007

IZA

P.O. Box 7240
53072 Bonn
Germany

Phone: +49-228-3894-0

Fax: +49-228-3894-180

E-mail: iza@iza.org

Any opinions expressed here are those of the author(s) and not those of the institute. Research disseminated by IZA may include views on policy, but the institute itself takes no institutional policy positions.

The Institute for the Study of Labor (IZA) in Bonn is a local and virtual international research center and a place of communication between science, politics and business. IZA is an independent nonprofit company supported by Deutsche Post World Net. The center is associated with the University of Bonn and offers a stimulating research environment through its research networks, research support, and visitors and doctoral programs. IZA engages in (i) original and internationally competitive research in all fields of labor economics, (ii) development of policy concepts, and (iii) dissemination of research results and concepts to the interested public.

IZA Discussion Papers often represent preliminary work and are circulated to encourage discussion. Citation of such a paper should account for its provisional character. A revised version may be available directly from the author.

ABSTRACT

Intergenerational Transmission of Educational Attainment in Germany: The Last Five Decades^{*}

Over the last decades the German education system underwent numerous reforms in order to improve "equality of opportunity", i.e. to guarantee all pupils equal access to higher education. At the same time internationally comparative evidence yields that Germany features particularly low intergenerational mobility with respect to educational attainment. This study investigates the development in intergenerational education mobility in Germany for the birth cohorts 1929 through 1978 and tests whether the impact of parental background on child educational outcomes changed over time. In spite of massive public policy interventions and education reforms our results yield no significant reduction in the role of parental background for child outcomes over the last decades.

JEL Classification: I21, I28, J11

Keywords: education transmission, intergenerational mobility, schooling,
human capital transmission

Corresponding author:

Regina T. Riphahn
Department of Economics
University of Erlangen-Nuremberg
Lange Gasse 20
D-90403 Nuremberg
Germany
E-mail: regina.riphahn@wiso.uni-erlangen.de

^{*} We gratefully acknowledge helpful comments from seminar participants at the Universities of Dresden and Maastricht, the RWI Essen, and the Max Planck Institute Rostock.

1. Introduction

In most industrialized countries public and private education expenditures increased vastly over the last fifty years. Yet, it is not clear who benefited from this development: studies for the United Kingdom show that the expansion of higher education did not reduce the educational attainment gap between children of rich and poor parents (Blanden and Machin 2004, Blanden et al. 2005). Similarly, Cameron and Heckman (1998, 2001) conclude from U.S. data that government programs to reduce short term liquidity constraints will not affect schooling choices. Examining the evidence from 20 countries Chevalier et al. (2003, p.20) conclude "the expansion of access to higher education has been concomitant with an increase in the effect of paternal education." Higher public education expenditures do not seem to guarantee equitable results.

We study the development of intergenerational educational mobility over the last five decades for the case of Germany, which next to the United States and the United Kingdom is known for low intergenerational educational mobility (OECD 2004, Esping-Andersen 2004, Woessmann 2004, Schuetz et al. 2005). Applying German data on birth cohorts from the late 1920s through the 1970s we investigate the relevance of parental education, family size, region of residence, and child sex for educational attainment and test whether these correlation patterns changed over time, e.g. as a consequence of education policies.

The contributions of this paper are threefold: first, this is the first study to test economic hypotheses regarding *changes* in parent-child education transmission over time for Germany. This complements a literature which focused almost exclusively on the case of the United Kingdom. Second, our analysis provides both up-to-date evidence as well as a long term perspective and updates related sociological contributions (e.g. Blossfeld 1993). Finally, we apply more flexible empirical methods than prior studies to discover shifts in intergenerational education transmission patterns that could not be detected by more restrictive approaches.

Surprisingly, the extant empirical evidence on *changes* in intergenerational education mobility is sparse. The issue raised attention in the United Kingdom where Blanden et al. (2003), Blanden and Machin (2004), and Machin and Vignoles (2004) analysed changes in the correlation between parental relative income position and child educational outcomes. The studies use various datasets, provide comparisons of the U.S. and the U.K., and discuss whether the relevance of student cognitive ability increased with easier access to higher education. Their key findings are that the expansion of the higher education system predominantly benefited the children of rich parents and that the participation gap between children of more and less affluent parents widened over time. This would be an acceptable outcome if it were the children of rich parents who were the most able and who had previously suffered from rationed access to higher education. However, Galindo-Rueda and Vignoles (2005) show that while the relevance of parental background for educational attainment increased that of cognitive ability declined, and educational attainment increased far more for those with low ability and high income background than for those with high ability and low income background.

Beyond these contributions economic analyses of the intergenerational transmission of education typically neglect the perspective of mobility developments over time. In an early contribution Couch and Dunn (1997) compare the intergenerational education correlation in the U.S. and Germany and find higher education mobility in Germany than in the U.S.. Lauer (2003) compares German and French cohorts born between 1929 and 1968. Based on a variant of the model by Cameron and Heckman (1998) she evaluates the effect of parent characteristics on secondary schooling and post-secondary educational outcomes, however, without allowing for changes in this correlation over time. Lauer finds the two countries to be surprisingly similar. Dustmann (2004) looks at correlations between parental characteristics and child schooling and earnings for the German birth cohorts 1920 through 1966. He

confirms that parental background affects child outcomes. Again, the empirical approach is not geared to determine the variation in this relationship over time.

Also, sociological interest focused on the question of educational mobility and intergenerational status transmission. Shavit and Blossfeld (1993) survey the developments in 13 countries, with Blossfeld (1993) covering the German case. He investigates the birth cohorts 1916 through 1965 for which he finds no change in the impact of parental background over time. Müller and Haun (1994) analyze educational outcomes and transitions for the birth cohorts 1910 through 1969 and arrive at the opposite conclusion: the relevance of parental social class for child educational outcomes declined over time. Their findings are corroborated by Henz and Maas (1995).

All of these contributions investigate the effect of parental background on child outcomes without paying attention to the separate effects of nature and nurture.¹ A separate literature addresses whether it is the inheritance of genes that drives intergenerational correlation patterns ("nature") or whether a productivity effect of parental education matters ("nurture") (e.g. Oreopoulos et al. 2006, Sacerdote 2002, Plug and Vijverberg 2003, Black et al. 2005). Since inherited genes affect the intergenerational transmission of ability (Plomin et al. 2001) we would expect that even in a society which provides schooling completely without discrimination, some level of parent-child correlation remains (e.g. Bowles and Gintis 2002). If we assume that this "hard-wired" part of parent-child ability correlation remains constant, the analysis of changes in intergenerational education mobility over time is informative even without distinguishing the nature vs. nurture elements of education transmission: if parent-child education correlation declined, education provision has become more egalitarian and vice versa.²

¹ Ermisch and Francesconi (2001) discuss under which assumptions their measures of intergenerational correlation are causal.

² Interestingly, recent contributions by Cunha and Heckman (e.g. 2007) point out that the assumed separability of nature and nurture is obsolete, as the mechanisms interact in more complex ways. Piketty (2000) already discusses the limited relevance of a clear distinction between the nature and nurture concepts.

Such findings are important for various reasons. First and foremost, they inform about whether past reforms and developments in the provision of education and the related increases in education expenditures succeeded in reaching their explicitly stated goal of reducing inequities. The results from Germany are an interesting complement to the evidence from the U.K. and the U.S. which suggests that support in short-term liquidity problems does not further equal access to education. - Additionally, the findings indicate (a) the extent of intergenerational education correlation which co-determines intergenerational mobility with respect to economic well-being, and (b) whether promising opportunities for human capital investments may be foregone through low educational mobility.³

Our analysis draws attention to the heterogeneity in intergenerational education mobility over time. We propose several indicators of educational mobility and compare the findings across cohorts, by gender, family structure, and region instead of considering only one single education correlation coefficient for an entire society.⁴ Our results indicate that the level of education and the extent of upward mobility increased over recent decades. However, the relative probabilities of reaching high educational degrees for children from low compared to high education parental backgrounds hardly changed over the last decades.

2. Institutional Background

The German secondary education system has always been structured by parallel tracks with different performance requirements.⁵ Since the 19th century standard education has been provided by Basic Schools (*Volksschule / Hauptschule*), which used to last 8 years and prepared pupils for apprenticeships or vocational schools. After 4 years at Basic School it is possible to advance to either Middle School (*Realschule / Mittelschule*) or Advanced School

³ The laissez faire approach of not intervening in mobility outcomes can be efficient if the distortionary costs of government intervention exceed the efficiency gains from educating the most able (Piketty 2000).

⁴ Bauer and Riphahn (2007) show that there can be substantial heterogeneity in mobility even in a given institutional framework.

⁵ See Schnepf (2002) for a detailed description.

(*Gymnasium*),⁶ where education continues for an additional 6 or 9 years, respectively (cf. Figure 1). The system hardly changed over time, and the Advanced School degree still is the key requirement for university studies.⁷

Around WWII the German educational system was centralized and underwent distortions connected to the manpower needs of the military. After the war, the occupation forces pushed for equal access of all pupils to all branches of secondary education (Lundgreen 1981, p.24). The administrative authority for the educational system was returned to the federal states. They reestablished the prior institutional framework and in 1955 agreed to harmonize their secondary schooling systems.

Over time numerous measures were introduced to strengthen public education, to allow for more general access, and to increase the share of well educated youth. These measures fall into two major groups, those with direct effects on individual household finances and those regulating institutions to strengthen equal educational opportunity.

The following reforms belong in the first group: (a) school fees were abolished state by state over time reducing the direct cost of secondary schooling (cf. Riphahn, 2006). (b) A scholarship program for university students exists since 1953 (Honnefer Modell, since 1971 "BaFöG"). (c) Over time more and more states started to provide secondary school textbooks free of charge as well as public transportation to guarantee physical access to all school types. (d) Starting in the mid 1960s more middle and advanced schools were opened which simplified access to higher education in terms of transportation costs and time.

A second group of reforms explicitly intended to strengthen educational opportunity: (a) since 1960 formal tests for a transition from primary to middle or advanced schools are abolished. Instead, primary school teachers give recommendations, grades 5 and 6 are labeled

⁶ Depending on region and period more or less demanding entrance exams were required to enter Middle or Advanced School.

⁷ While today the degree can be attained via alternative educational pathways, such as polytechnical schools, these were not available in the past. Therefore the educational decision taken at the end of primary school was crucial.

"orientation grades", and in some states parents have a say in determining which type of school is chosen for their child. Also, the opportunities to flexibly transit between educational tracks were improved. (b) By 1969 the duration of compulsory schooling was expanded in all states to at least 9 years, such that the opportunity cost of attending Middle instead of Basic School declined. (c) Reforms of the vocational education system provided additional educational degrees in combination with vocational training. This generated opportunities for continued education at the tertiary level e.g. at polytechnical universities.

In addition to these reforms of the educational system economic and social trends supported the expansion of education demand and supply: (a) public annual education expenditures increased by about 50 percent between 1957 and 1962 (Fränz and Schulz-Hardt 1998) and further from 15 to 84 billion DM between 1965 and 1983 (Handl 1985). The cohort share of graduates entering tertiary education increased from 6 percent in 1960 to 25 percent in 1982, and reached more than 30 percent in 2003 (KMK 2005). (b) The German economy experienced a prolonged boom period from the end of WWII through the mid 1960s with annual GDP growth rates above 5 percent. This trickled down to families which had traditionally lacked the financial means to invest in their children's education. Also, it relieved families of the need to send children to earn an additional income as early as possible, freeing them for human capital investments (Schimpl-Neimanns 2000). (c) The general trend to higher education was self-reinforcing: jobs and apprenticeships which used to be available to those with little education started to be filled by better educated youths. The relevance of education became obvious and parents adjusted investment behaviors. (d) Visible structural economic adjustments, such as the decline of small farms and crafts-shops or the increasing capital intensity of production carried the message that education came to be a precondition of economic independence, yielding adjustments in societal norms.

Figure 2 illustrates this educational expansion after the war. It shows (a) rising total expenditures on schools as a fraction of GDP, (b) increasing numbers of middle and

advanced schools, (c) a parallel extension of the number of teachers, (d) similar patterns for the number of teachers per pupil, and (e) the changing distribution of pupils across the three educational tracks.

3. Theoretical Background and Hypotheses

We base our hypotheses on two theoretical arguments discussed in the literature. On the one hand Cameron and Heckman (1998) and Lauer (2003) model individual child educational attainment as a utility maximizing choice that is determined by a comparison of marginal costs and benefits and therefore as a function of any characteristic that affects the net utility of reaching a given educational level. On the other hand Fernandez and Rogerson (1998) model the aggregate equity and welfare effects of increased educational opportunity for poor children.

In their empirical analysis of educational outcomes for five birth cohorts of American males Cameron and Heckman (1998) conclude that it is not short run credit constraints which are central for schooling decisions but long-term factors such as permanent parental income and possibly genetic family background. They suggest that government subsidies have only small effects and tend to attract students from the lower tail of the *ability* distribution to higher education. Translated to the German case these findings imply that the educational reforms should have affected neither educational choices nor the correlation between child and parent educational outcomes, as they cannot modify long-term factors or family abilities. Based on these predictions we evaluate the relevance of family background for educational attainment and focus on whether this relationship changed over time.

If, to the contrary, equal opportunity policy successfully reached its objectives, the relevance of household and parent characteristics for child education choices should have declined, e.g. because reductions in the cost of education may have reduced the impact of

permanent parental income.⁸ In that case we expect a falling correlation between educational attainment and parental and household background. Also the differences between male and female educational attainment should decline with growing wealth if they were due to sex-specific differences in the expected returns to child education. This correlation should converge to the level induced by genetic ability correlation or, as Becker and Tomes (1986) put it, by the inheritability of endowments. Similarly, the disadvantage of children with many siblings should decline if government redistribution and increasing household incomes enable parents to invest more in the education of their children. Also, disadvantages related to growing up in rural rather than urban areas should diminish as more schools are built and transportation is provided free of charge.

Fernandez and Rogerson (1998) argue that children of poor parents underinvest in education because they cannot borrow against the future. A policy intervention that enhances educational opportunities for the poor will then yield welfare improvements and reductions in educational and income inequality (see also Fernandez and Rogerson 1996, Benabou 1996). Given that German policy reforms of the 1960s and 1970s were geared to enhance educational opportunity the Fernandez and Rogerson model suggests that inequality, e.g. with respect to parental background, declined over time. – Based on these arguments we propose six hypotheses, which are tested below:

- H1: Parental education is positively correlated with child educational outcomes.
- H2: This correlation declines over time for subsequent birth cohorts.
- H3: Growing up with many siblings and/or in rural areas is correlated with lower educational attainment.
- H4: The educational disadvantage related to siblings and region declines over time.
- H5: Educational attainment differs for boys and girls, and girls catch up over time.
- H6: The correlation of child and parent education varies by sex of child and parent.

⁸ Similarly, a change in returns to education may affect the correlation patterns. However, existing studies on the developments in returns to education in Germany only reach back to the 1980s. They show that returns to education declined slightly since that time (Boockmann and Steiner 2006).

It seems useful to clarify the expected change in intergenerational education transmission using the transition matrix as a descriptive tool. The transition matrix – with parental education captured in rows and child educational outcomes in columns – describes the probability that a child reaches a given level of education conditional on parental education, with row percentages adding up to 100 percent.

If ability could not be inherited and the educational system would not discriminate based on parental background, child and parent outcomes should be independent. The conditional probabilities of child educational attainment should be identical across rows and reflect the politically or administratively determined cohort share at each level of schooling based on the supply of different educational degrees. The probability of reaching a high degree of schooling should be identical for children of high and low educated parents. The ratio of these conditional probabilities, which we label Ratio 1, should attain a value of 1:

$$\text{Ratio 1} = \frac{\text{Prob (child attains high degree | parent has high degree)}}{\text{Prob (child attains high degree | parent has basic degree)}}$$

If ability were inheritable we would expect a transition matrix with larger entries on the main diagonal than in other cells.⁹ If for example children have a 60 percent chance of inheriting their parents' ability and type of school with an equal chance of reaching the alternative categories, one might expect a hypothetical transition matrix as depicted in Table 1. This would imply an advantage for children of highly educated parents and a Ratio 1 value of $0.6 / 0.2 = 3$.

The transition matrix helps to consider the effect of erroneous school tracking decisions or measurement errors on relative education outcomes. This effect depends on the character of the measurement error, where at least two types are possible. On the one hand, errors may increase ability dispersion (row 1 could read, e.g.: 0.4, 0.3, 0.3) and alternatively errors could reduce ability dispersion (e.g. row 1: 0.8, 0.1, 0.1). In a society that discriminates

⁹ The widely cited evidence presented by Plomin et al. (2001) suggests that 40 to 80 percent of IQ variation can be explained by heritage, with lower shares measured for young and higher shares found for older individuals.

based on parental background the latter type of tracking error seems more likely. In this example the measurement error drives up Ratio 1 to a value of 8. If, e.g. as a consequence of the education reforms over the last decades, sorting errors were reduced, we would expect a decline in Ratio 1 and an equalization of relative education opportunities.

A separate development was induced by the expansion of the educational system with increasing shares of advanced degrees. In the transition matrix education expansion can follow if e.g. the column sum for transitions to basic education is smaller than the column sums for transitions to middle or advanced education. Clearly, the effect of education expansion on the development of educational opportunities (Ratio 1) cannot be determined a priori. It varies depending on the extent to which different population groups benefited from rising probabilities of attaining advanced education and will be evaluated below.

4. Data Description and Empirical Methods

4.1 Data and Methods

Our analysis uses the 2003 data wave of the German Socio-Economic Panel (SOEP). The SOEP is a representative annual household panel survey which gathers information on a variety of topics, some regularly every year others only in certain years (SOEP Group 2001). We chose the 2003 cross section for our analysis because it provides information on an individual's number of siblings and because it is relatively recent. In total about 23,000 individuals were surveyed in the 2003 wave of the German SOEP. In our descriptive analysis we consider individuals born between 1929 and 1978 whereas our regressions use only those born between 1940 and 1978 to minimize any biases resulting from non-random, selective mortality. To generate a sample of individuals with a comparable background in terms of educational institutions we exclude non German citizens as well as those who were raised in the former East Germany. After these selections our sample for the regression analyses

contains 4,516 men and 4,815 women who attended school within the educational system described above.

Our outcome of interest is secondary school attainment. Given the German track system our dependent variable differentiates four states, Advanced School degree (*Abitur*), Middle School degree (*Realschulabschluss*), Basic School (*Hauptschulabschluss*) or no degree, and missing information. This coding of educational outcomes differs from some of the prior literature, which focuses on sequential transition decisions instead of levels reached. However, Cameron and Heckman (1998) emphasize that a model of sequential grade transitions is an unattractive framework as it implicitly assumes that agents are myopic in their investment decision.¹⁰

Among our key explanatory factors we consider parental education.¹¹ We define parental education in the same manner as child outcomes and use the same four categories for both parents. The missing category is coded both, if a parent is not observed at all and if just the education measure is unavailable for an otherwise known parent. In our basic specification we consider only one joint indicator for both parents reflecting the highest educational degree between father and mother. Additionally, we provide analyses which treat the two parents separately.

Additional explanatory variables include a categorical indicator of individual birth cohort, the federal state of residence, a group of indicators of the number of siblings, and an indicator of whether the individual grew up in the countryside. Descriptive statistics for the regression sample are presented in Table 2.

We first describe the developments of educational attainment and intergenerational education correlation patterns over time. Then we evaluate the determinants of educational

¹⁰ Frequently, authors in this literature compared coefficients across bivariate logit estimations to see if e.g. parental characteristics affected various transition decisions differently. Since this comparison across separate logit models is inappropriate, we interpret marginal effects in the framework of a multinomial logit estimator.

¹¹ This differs from parts of the literature which concentrates on parental income. Parental income measures are not available for the sample under consideration. However, since educational attainment is highly correlated with income the resulting trends in correlation patterns should be comparable to those found in similar studies e.g. for the United Kingdom.

attainment and trends in their relevance over time in a multivariate framework. As our dependent variable comprises four categorical outcomes j (missing, basic, middle, advanced school degree) and we use cross-sectional data we apply the multinomial logit model as a very flexible estimator, which allows for differences in each covariate's marginal effect across categories. Our baseline model (1) describes the correlation of birth cohort, parental education, number of siblings, rural origin, federal state, and cohort size.

$$(1) \quad P(Y_i = j) = f_j(\text{parent education}_i, \text{child sex}_i, \text{birth cohort}_i, \text{number siblings}_i, \\ \text{rural origin}_i, \text{federal state}_i)$$

Based on this specification we can test hypotheses 1, 3, and 5. Initially, we estimate the model jointly for males and females. To test whether the impact of parental education changed over time (hypothesis 2) we add birth cohort interactions with parent education measures in a second step. Hypothesis 4 is considered when adding birth cohort interactions with both the number of siblings and the rural origin indicator to the baseline model. In step 4 of the analysis we examine whether the difference in educational attainment between sons and daughters changed over time (hypothesis 5). Finally, we investigate whether the impact of parental education on child educational outcomes differs depending on which of the two parents is considered and whether the effect is measured for a son or a daughter (hypothesis 6).

4.2 Descriptive Evidence

In order to summarize the development in educational attainment over time, Figure 3 describes the distribution of educational attainments by gender over the considered birth cohorts. The overall shift to higher educational degrees is clearly visible for both sexes. After the cohort share with Advanced School degree was about half that of men for female birth cohorts in the 1930s, women completely caught up since the birth cohorts of the 1960s.

A number of indicators are available to describe the development in the overall intergenerational transmission of education. For a description of average mobility of the birth cohorts 1929 – 1978 Table 3 presents transition matrices separately for the two sexes. The numbers on the main diagonal are around 50 percent for all parental outcomes and for both sexes which indicates a low level of mobility. The entry in the third column of either table's first row indicates the probability that the child of parents with only basic education attains an advanced school degree. The probability is 9 percent for females and about 12 percent for males. Comparing these figures to those two rows below which are above 50 percent for children of highly educated parents (see rows 3 and columns 3) we see that child educational outcomes vary greatly with parental characteristics.

Table 3 presents evidence across all considered cohorts. In order to investigate the development over time Figure 4 describes the development of upward and downward mobility by sex and separately for birth cohort groups. Here the added percentage points of the matrix elements above the diagonal of the mobility matrix describe the probability of upward mobility, those on the main diagonal describe intergenerational immobility, and the three entries below the main diagonal describe downward mobility. Over time the fraction of any given cohort group which attained higher educational outcomes than their parents went up for females from around 11 to 33 percent, for males from 20 to 35 percent. The fraction of individuals with the same attainment as their parents stayed constant and the extent of downward mobility declined, for females from 37 to 15 percent, for men from 34 to 15 percent.

Finally, we investigate whether this improvement in educational attainment equally enhanced the opportunities of children from all parental backgrounds. Figure 5 entails two indicators of relative opportunities: Ratio 1 describes the probability of attaining an advanced school degree for children of parents with an advanced school degree relative to children of parents with only basic education. For individuals born throughout the 1930s we observe a

more than 8-fold difference in probabilities. Starting with the birth cohorts around 1949 for men and around 1954 for women the ratio reached the value 4 which hardly changed for subsequent cohorts and indicates a rather permanent level of inequality in opportunity. Ratio 2 describes the relative probability of attaining a middle school degree for children of parents who themselves had a middle school degree relative to children of parents with only basic education. Here we see a different picture. This ratio never reached high values and has been close to parity for females since the birth cohort of 1954 and for men born after 1944. A comparison of Ratio 1 and Ratio 2 thus suggests that the impact of parental background is particularly striking when we consider the probability of attaining an advanced school degree. Overall the figures yield a surprising level of stability in probability ratios over the last two and a half birth cohorts. Relative opportunities hardly improved, particularly for women born since the 1950s.

5. Multivariate Results and Robustness Tests

Next we investigate whether the lack of improvements in relative education opportunities can be confirmed in multivariate regression analyses and test the hypotheses set out in section 3.

In a first estimation we applied a multinomial logit estimator of specification 1 to our 9,331 observations of child educational outcomes.¹² The marginal effects are presented in Table 4 and indicate the impact of the explanatory variables on the alternative outcome probabilities. We find significant differences in the distribution of educational outcomes by child sex (hypothesis 5). Boys have significantly higher probabilities of being in the lowest and highest educational group than girls. Being male significantly increases the probability of attaining an Advanced School degree by 4.4 percentage points. The second group of indicators describes the highest level of secondary schooling among the parents of a child. Jointly the effects are highly significant. The patterns are as expected (see predicted

¹² We tested whether the independence of irrelevant alternatives assumption implied by the multinomial logit model holds and found no evidence to the contrary.

probabilities at the bottom of the table), the higher parental education, the less likely are children to reach only basic educational outcomes and the more likely they are to reach an Advanced School degree. Having highly educated parents is correlated with an average increase in the probability of attaining Advanced School by about 50 percentage points compared to children whose parents have only basic education.

The descriptive evidence on changes in educational outcomes over time is confirmed as more recent birth cohorts attain significantly higher degrees. Finally, the results on the correlation of the number of siblings and growing up in a rural area confirm hypothesis 3: compared to children without siblings educational attainment is significantly lower for the others and it decreases as the number of siblings goes up. Growing up in a rural area is correlated with an about 5 percentage point lower probability of attaining a high educational degree.

In order to test whether the impact of parental educational background on child educational outcomes changed over time we extended the baseline specification by four interaction terms of a linear time trend with the indicators of parent educational attainment. Their marginal effects are presented in Table 5. The trend interactions are jointly significant at the one percent level. The marginal effects confirm a decline in the overall probability of basic educational attainment over time and an increase in the probabilities of middle and advanced child educational outcomes. It is of particular interest that – disregarding the group of children with missing values on parent educational outcomes – only children of highly educated parents experienced a large and statistically significant increase in the probability of attaining an advanced school degree of about 4 percentage points for every decade.

In order to test whether the relevance of the number of siblings and of the region where an individual grew up for child educational outcomes declined (hypothesis 4), we added time trend interactions of the sibling and rural origin indicators in the baseline specification. The marginal effects of these additional indicators are presented in Table 6.

The trend interactions are jointly statistically significantly different from zero. Again, they confirm the general shift from basic to higher degrees over time. When we focus on changes in the probability of attaining an Advanced School degree for those with many siblings or from rural regions we generally find no significant improvement. Only those with two siblings have a small positive effect that is marginally statistically significant. Generally, educational attainment increased over time, but not beyond the level of middle school. Thus the educational expansion did not succeed in improving access to higher education for those with many siblings or those from rural areas.

So far we found differences in average educational outcomes for males and females. Table 7 presents the marginal effects that were obtained to test whether these remained constant over time (hypothesis 5): the gender dummy is interacted with a linear time trend. The significant effects indicate that the time trends differ by child sex. In particular, the sex difference in the probability of attaining basic and middle degrees declined over time while the difference in the probability of Advanced School attainment went up.

In our last hypothesis we suggested first, that the correlation between child and parent education might differ depending on the sex of the child. As a test we extended the baseline specification by interaction terms between the sex of the child and parent educational degrees. The results yield that the child sex interaction terms are not jointly significant (see Table 8). The signs of the effects suggest that the effect of parental education is somewhat smaller for sons than for daughters. We tested whether these interaction terms changed over time but found no significant effects.

Our final analysis addresses the question whether the impact of fathers' education differs from that of mothers'. We reestimated the baseline model allowing for separate effects of the two parents as well as for child sex interaction terms. The results are presented in Table 9. The separately estimated main effects for fathers as well as for mothers are each jointly statistically significant. The marginal effects yield very similar patterns for fathers and

mothers, confirming prior results for the joint parental effect. Whereas the interaction terms of father education and child sex are not jointly significant those of mother education and child sex are. They indicate that maternal education has weaker effects for sons' than for daughters' outcomes.

In sum, we find the expected positive correlations of the probability of advanced schooling degree with being male, having highly educated parents, few siblings, and growing up in a non-rural area. Over the last birth cohorts the probability of attaining advanced schooling degrees increased significantly only for children of highly educated parents, and for children of male sex. Parental and particularly maternal education affects daughters' educational outcomes more than sons.

One shortcoming in the above analyses of developments over time consists of the restrictive assumption that any time trend takes a linear form and exclusively affects certain groups of explanatory variables. In order to test whether the results are robust to a flexible specification without parametric restrictions on the shape of time trends we reestimated the baseline model separately for three cohort groups, those born 1940-1952, 1953-1965, and 1966-1978. If the findings summarized above are due only to the linear specification of the time trend they should change or disappear when no parametric restriction is imposed. Descriptive statistics for the three cohort groups (Table 10a) indicate shifts in childhood residence, sibship sizes, and educational expansion over time for children and parents. The estimation results are presented for the first and last cohort group in Table 10b. The previously used controls for birth cohort groups are now substituted by linear time trends of birth cohorts within the birth cohort groups.

A comparison of the marginal effects across cohort group columns confirms most of the findings described above. The largest increase in the marginal effects of parental education on the probability of reaching an advanced school degree (see the two rightmost columns) is observed for children of parents with advanced education: plus 6 percentage

points comparing the early and the late cohort groups and thus increasing the gap in the probability of reaching advanced school for children of parents with advanced school instead of basic school from 44.8 to 51.4 percentage points (from 17.0 to 25.4 percentage points compared to parents with middle education). Similarly, the disadvantage in the probability of reaching advanced school education for children from large families with at least 3 siblings relative to those with no siblings almost doubled from 8.3 percentage points to 15.5 percentage points. The negative effect of growing up in a rural area on the probability of reaching advanced education went up from 3.7 to 5.9 percentage points. Only with respect to the gender difference does the robustness test fail to confirm prior evidence: Table 10 indicates that the difference in the probability of advanced school degrees became statistically insignificant and smaller in size over time. However, overall our results are robust to this more flexible modeling approach of changes over time.

6. Conclusions

During the last decades a variety of reforms and developments supported a massive expansion of the German educational system. This paper investigates whether this expansion concurred with enhanced relative educational opportunities for children of parents with low educational background. The descriptive evidence yields a general increase in the average educational level over time. A higher cohort share attained advanced educational degrees, and we see a positive trend in upward and a negative trend in downward intergenerational mobility over time. However, the relative educational opportunity of children from disadvantaged backgrounds did not improve for over 25 years. This finding agrees, both, with recent findings for the United Kingdom, where the increase in education funding predominantly ended up supporting the rich, and with Cameron and Heckman (1998, 2001) who argue and show for the U.S. that only long term factors affect child educational outcomes and government subsidies have at best small effects. Our analyses confirm that the

main beneficiary of the education expansion in Germany were children of parents with high levels of education. Thus the German variant of equal opportunity education policies was just as unsuccessful as its British equivalent.

Galindo-Rueda and Vignoles (2005) showed for the U.K. that the correlation of ability and educational attainment became weaker at the same time as parental impact increased. We have no such evidence for the case of Germany. However, nationally representative ability surveys allow a cross-sectional evaluation of pupil competencies across different school types. Such tests were performed in 1995 for seventh graders (TIMSS, Third International Mathematics and Science Study) and in 2000 for a representative sample of pupils in ninth grade (PISA, Programme of International Student Assessment). A comparison of the distribution of pupils' competencies by type of secondary school yields large overlapping areas: Schnepf (2002) reports based on TIMSS data that more than 8 (13) percent of basic school pupils and 30 (36) percent of middle school pupils scored above the bottom quartile in the Advanced School math (science) distribution. The majority of these high scoring pupils in lower secondary tracks had parents without tertiary educational degrees. Similarly, Baumert et al. (2003, p.294) report that with respect to mathematical competencies as measured in the PISA survey e.g. in the state of Bavaria more than 40 (4) percent of pupils in middle (basic) schools surpassed the bottom quartile of the distribution of mathematical competencies observed at advanced schools. Thus more than a third of the middle school pupils are able to follow the Advanced School curriculum in mathematics. More relevant is whether pupils meet requirements in two competencies at the same time. For the state of Bavaria Baumert et al. (2003) report that 40 percent of middle school pupils reach the level of the bottom 10 percent of Advanced School requirements in both reading and math competencies.

This confirms that the streaming into school types in Germany is not purely based on ability. Other factors intervene and we have shown that their influence on advanced school

participation has not been declining in recent decades. This suggests that the political objective of increasing equitable access to education has not yet been reached.

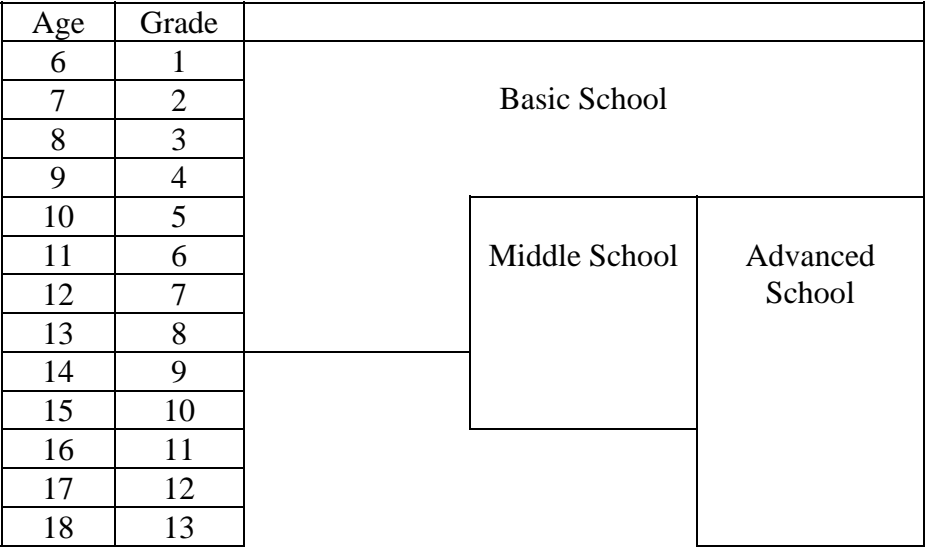
Literature

- Bauer, Philipp and Regina T. Riphahn, 2007, Heterogeneity in the Intergenerational Transmission of Educational Attainment: Evidence from Switzerland on Natives and Second Generation Immigrants, *Journal of Population Economics* 20(1), 121-148.
- Baumert, Jürgen, Ulrich Trautwein, and Cordula Artelt, 2003, Schulumwelten – institutionelle Bedingungen des Lehrens und Lernens, in: Baumert, Jürgen et al. (eds.), *PISA 2000 – Ein differenzierter Blick auf die Länder der Bundesrepublik Deutschland*, 261-332.
- Becker, Gary S. and Nigel Tomes, 1986, Human Capital and the Rise and Fall of Families, *Journal of Labor Economics* 4(3, pt.2), S1-S39.
- Benabou, Roland, 1996, Heterogeneity, Stratification, and Growth: Macroeconomic Implications of Community Structure and School Finance, *American Economic Review* 86(3), 584-609.
- Black, Sandra E., Paul J. Devereux, and Kjell G. Salvanes, 2005, Why the Apple Doesn't Fall Far: Understanding Intergenerational Transmission of Human Capital, *American Economic Review* 95(1), 437-449.
- Blanden, Jo, Paul Gregg, and Stephen Machin, 2003, Changes in Educational Inequality, CMPO Working Paper Series No. 03/079, Bristol.
- Blanden, Jo, Paul Gregg, and Stephen Machin, 2005, Intergenerational Mobility in Europe and North America. A Report Supported by Sutton Trust, Centre for Economic Performance, London, *mimeo*.
- Blanden, Jo, and Stephen Machin, 2004, Educational Inequality and the Expansion of UK Higher Education, *Scottish Journal of Political Economy* 51(2), 230-249.
- Blossfeld, Hans-Peter, 1993, Changes in Educational Opportunities in the Federal Republic of Germany. A Longitudinal Study of Cohorts Born Between 1916 and 1965, in: Shavit, Yossi and Hans-Peter Blossfeld (eds.), 1993, *Persistent Inequality. Changing Educational Attainment in Thirteen Countries*, Westview Press: Boulder et al., 51-74.
- Boockmann, Bernhard and Viktor Steiner, 2006, Cohort Effects and the Returns to Education in West Germany, *Applied Economics* 38(10), 1135-1152.
- Bowles, Samuel and Herbert Gintis, 2002, The Inheritance of Inequality, *Journal of Economic Perspectives* 16(3), 3-30.
- Cameron, Stephen V. and James J. Heckman, 1998, Life Cycle Schooling and Dynamic Selection Bias: Models and Evidence for Five Cohorts of American Males, *Journal of Political Economy* 106(2), 262-333.
- Cameron, Stephen V. and James J. Heckman, 2001, The Dynamics of Educational Attainment for Black, Hispanic, and White Males, *Journal of Political Economy* 109(3), 455-500.

- Chevalier, Arnaud, Kenny Denny, and Dorren McMahon, 2003, A multi-country study of inter-generational educational mobility, *ISSC Discussion Paper* 2003/06, Dublin.
- Couch, Kenneth A. and Thomas A. Dunn, 1997, Intergenerational Correlations in Labor Market Status. A Comparison of the United States and Germany, *Journal of Human Resources* 32(1), 210-232.
- Cunha, Flavio and James J. Heckman, 2007, The Technology of Skill Formation, *IZA Discussion Paper* No. 2550, Bonn.
- Dustmann, Christian, 2004, Parental background, secondary school track choice, and wages, *Oxford Economic Papers* 56, 209-230.
- Ermisch, John and Marco Francesconi, 2001, Family Matters: Impacts of Family Background on Educational Attainments, *Economica* 68, 137-156.
- Esping-Anderson, Gösta, 2004, Unequal opportunities and the mechanisms of social inheritance, in: Corak, Miles (ed.), *Generational Income Mobility in North America and Europe*, Cambridge University Press, Cambridge, 289-314.
- Fernandez, Raquel and Richard Rogerson, 1996, Income Distribution, Communities, and the Quality of Public Education, *Quarterly Journal of Economics* 111(1), 135-164
- Fernandez, Raquel and Richard Rogerson, 1998, Public Education and Income Distribution: A Dynamic Quantitative Evaluation of Education-Finance Reform, *American Economic Review* 88(4), 813-833.
- Fränz, Peter and Joachim Schulz-Hardt, 1998, Zur Geschichte der Kultusministerkonferenz 1948-1998, in: Sekretariat der Kultusministerkonferenz (ed.), *Einheit in Vielfalt. 50 Jahre Kultusministerkonferenz 1948-1998*, Luchterhand, Neuwied et al., 177-227.
- Galindo-Rueda, Fernando and Anna Vignoles, 2005, The Declining Relative Importance of Ability in Predicting Educational Attainment, *Journal of Human Resources* 40(2), 335-353.
- Handl, Johann, 1985, Mehr Chancengleichheit im Bildungssystem. Erfolg der Bildungsreform oder statistisches Artefakt?, *Kölner Zeitschrift für Soziologie und Sozialpsychologie* 37, 698-722.
- Henz, Ursula and Ineke Maas, 1995, Chancengleichheit durch die Bildungsexpansion?, *Kölner Zeitschrift für Soziologie und Sozialpsychologie* 47(4), 605-633.
- KMK (Kultusministerkonferenz), 2005, *Prognose der Studienanfänger, Studierenden und Hochschulabsolventen bis 2020*, Dokumentation Nr. 176, Sekretariat der Ständigen Konferenz der Kultusminister der Länder, Bonn.
- Lauer, Charlotte, 2003, Family background, cohort and education: A French-German comparison based on a multivariate ordered probit model of educational attainment, *Labour Economics* 10(2), 231-251.
- Lundgreen, Peter, 1981, *Sozialgeschichte der deutschen Schule im Überblick. Teil II: 1918-1980*, Vandenhoeck & Ruprecht, Göttingen.

- Machin, Stephen and Anna Vignoles, 2004, Educational Inequality: The Widening Socio-Economic Gap, *Fiscal Studies* 25(2), 107-128.
- Müller, Walter and Dietmar Haun, 1994, Bildungsungleichheit im sozialen Wandel?, *Kölner Zeitschrift für Soziologie und Sozialpsychologie* 46(1), 1-42.
- OECD, 2004, *Learning for Tomorrow's World – First Results from PISA 2003*, OECD, Paris
- Oreopoulos, Philip, Marianne E. Page, and Ann Huff Stevens, 2006, The Intergenerational Effects of Compulsory Schooling, *Journal of Labor Economics* 24(4), 729-760.
- Piketty, Thomas, 2000, Theories of persistent inequality and intergenerational mobility, in: Atkinson, A.B. and F. Bourguignon (eds.), *Handbook of Income Distribution, vol. 1* Elsevier Science, North Holland, 429-476.
- Plomin, Robert, J.C. DeFries, G.E. McClearn, and P. McGuffin, (2001), *Behavioral Genetics*, fourth edition, New York: Freeman.
- Plug, Erik and Wim Vijverberg, 2003, Schooling, Family Background, and Adoption: Is It Nature or Is It Nurture, *Journal of Political Economy* 111(3), 611-641.
- Riphahn, Regina T., 2006, The effect of secondary school fees on educational attainment, *mimeo*.
- Sacerdote, Bruce, 2002, The Nature and Nurture of Economic Outcomes, *American Economic Review* 92(2), 344-348.
- Schimpl-Neimanns, Bernhard, 2000, Soziale Herkunft und Bildungsbeteiligung. Empirische Analysen zu herkunftsspezifischen Bildungsungleichheiten zwischen 1950 und 1989, *Kölner Zeitschrift für Soziologie und Sozialpsychologie* 52(4), 636-669
- Schnepf, Sylke Viola, 2002, A Sorting Hat that Fails? The Transition from Primary to Secondary School in Germany, *Innocenti Working Paper* No. 92, UNICEF Innocenti Research Center, Florence.
- Schuetz, Gabriela, Heinrich W. Ursprung, and Ludger Woessmann, 2005, Education Policy and Equality of Opportunity, *CESifo Working Paper* No. 1518, Munich.
- Shavit, Yossi and Hans-Peter Blossfeld (eds.), 1993, *Persistent Inequality. Changing Educational Attainment in Thirteen Countries*, Westview Press: Boulder et al.
- SOEP Group, 2001, The German Socio-Economic Panel (GSOEP) after more than 15 years - Overview. In: Elke Holst, Dean R. Lillard, and Thomas A. DiPrete (eds.): Proceedings of the 2000 Fourth International Conference of German Socio-Economic Panel Study Users (GSOEP2000), *Vierteljahrshefte zur Wirtschaftsforschung* 70(1), 7-14.
- Woessmann, Ludger, 2004, How equal are educational opportunities? Family background and student achievement in Europe and the United States, *CESifo Working Paper* No. 1162, Munich.

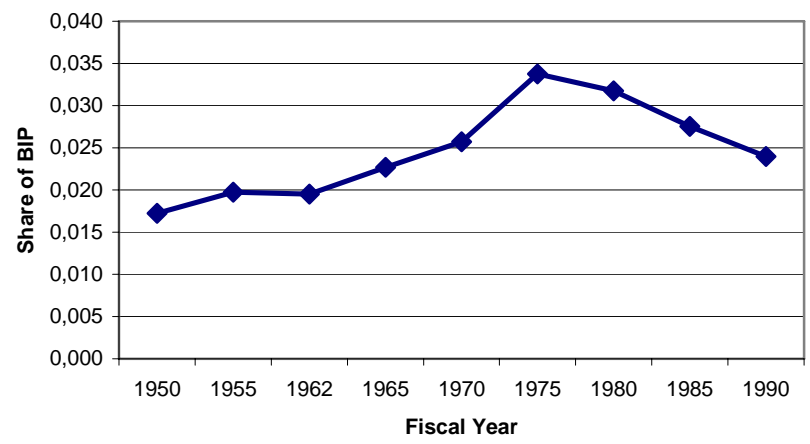
Figure 1 Sketch of the Traditional German Schooling System



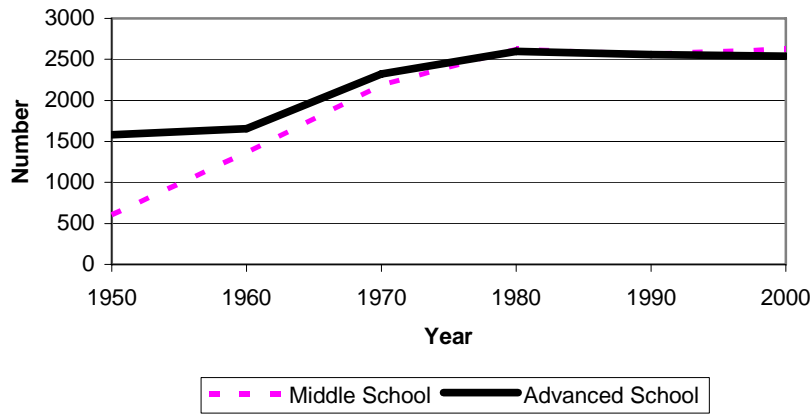
Source: Own presentation

Figure 2 Education Expansion after WWII in Germany

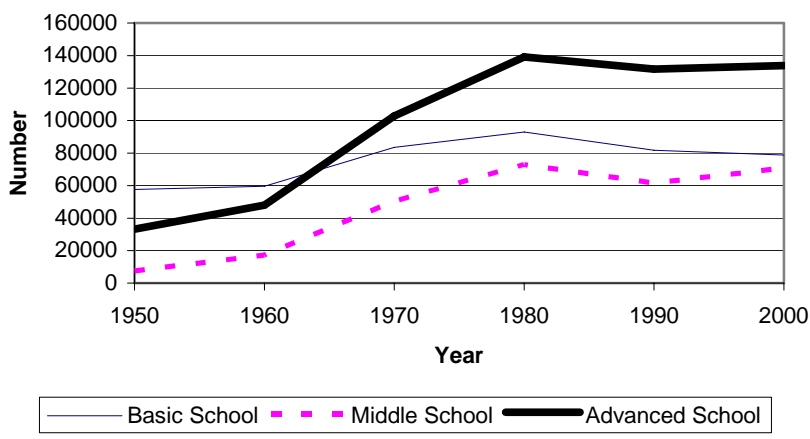
(a) Total Expenditures on Schools as a Share of GDP



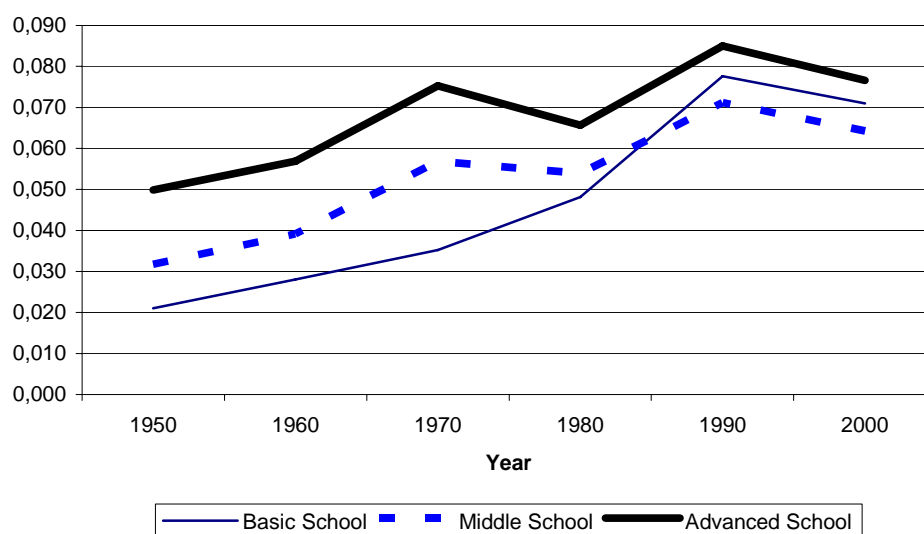
(b) Number of Schools



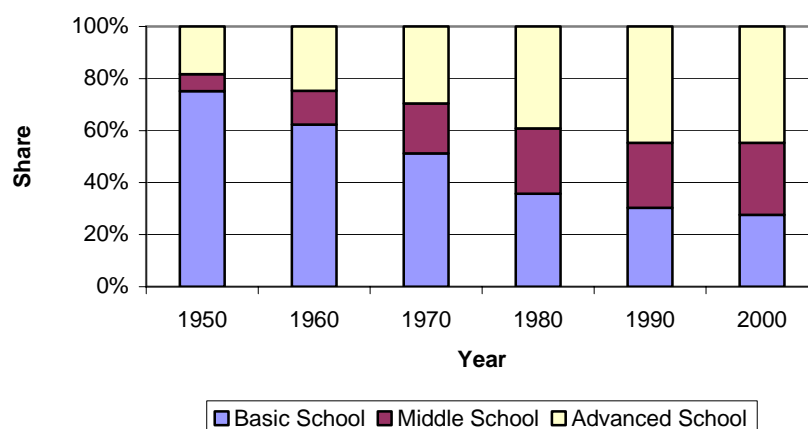
(c) Number of Teachers



(d) Teachers per Pupil



(e) Distribution of Pupils

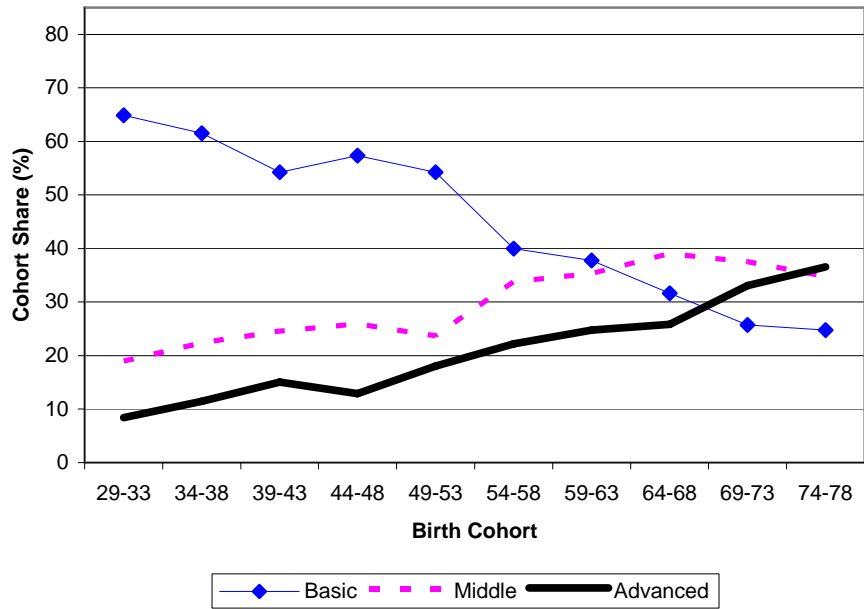


Note: Prior to 1990 the number of basic schools was not provided separately from primary schools. Based on the available data for 1990 we calculated the share of basic schools in the sum of basic and primary schools by state and applied this share to the number of schools for prior years. Basic schools are omitted in (b) because their high absolute number leaves the other developments difficult to discern, when presented using the same scale. The number of basic schools declined from 8761 in 1950 to 5195 in 2000. - All figures describe the situation in West Germany only.

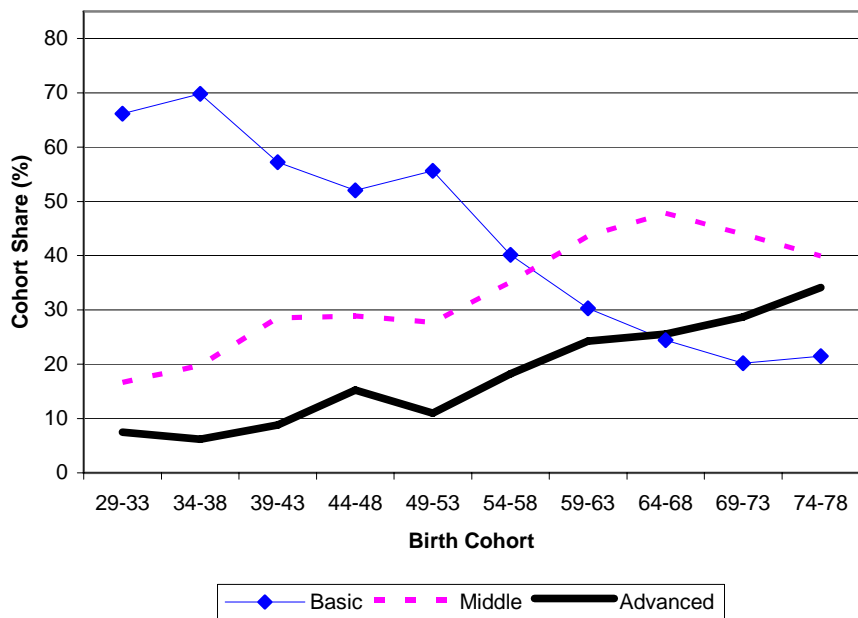
Source: (a) Federal Statistical Office, Fachserie 14 Reihe 3.1 (b)-(e) Federal Statistical Office, Fachserie 11 Reihe S.2, various years.

Figure 3 Educational Attainment by Sex and Birth Cohort

(a) Males



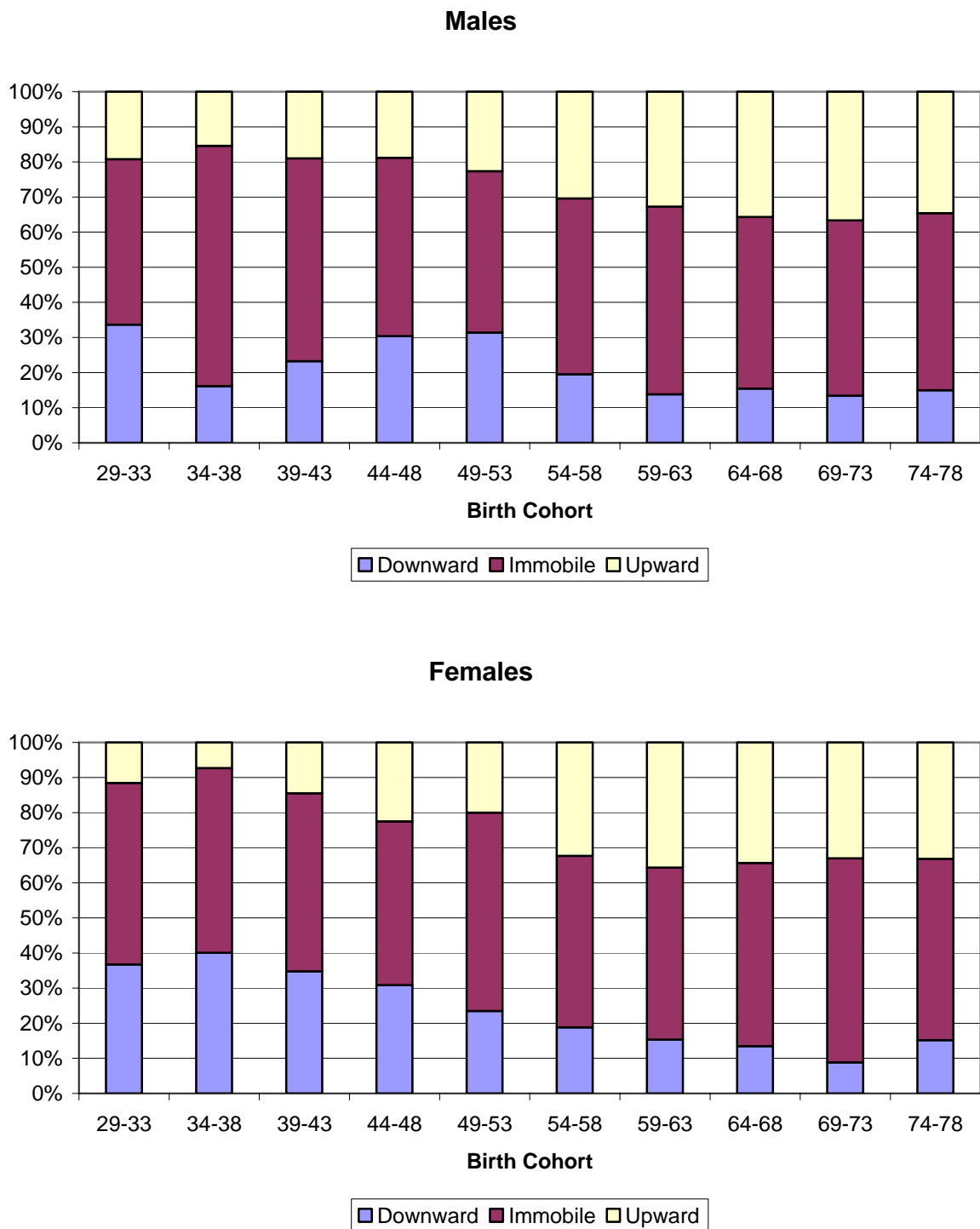
(b) Females



Note: For clarity we do not depict the share of individuals with missing education information. The share averages to about 4 percent.

Source: German Socio-Economic Panel (2003), own calculations using weighted data.

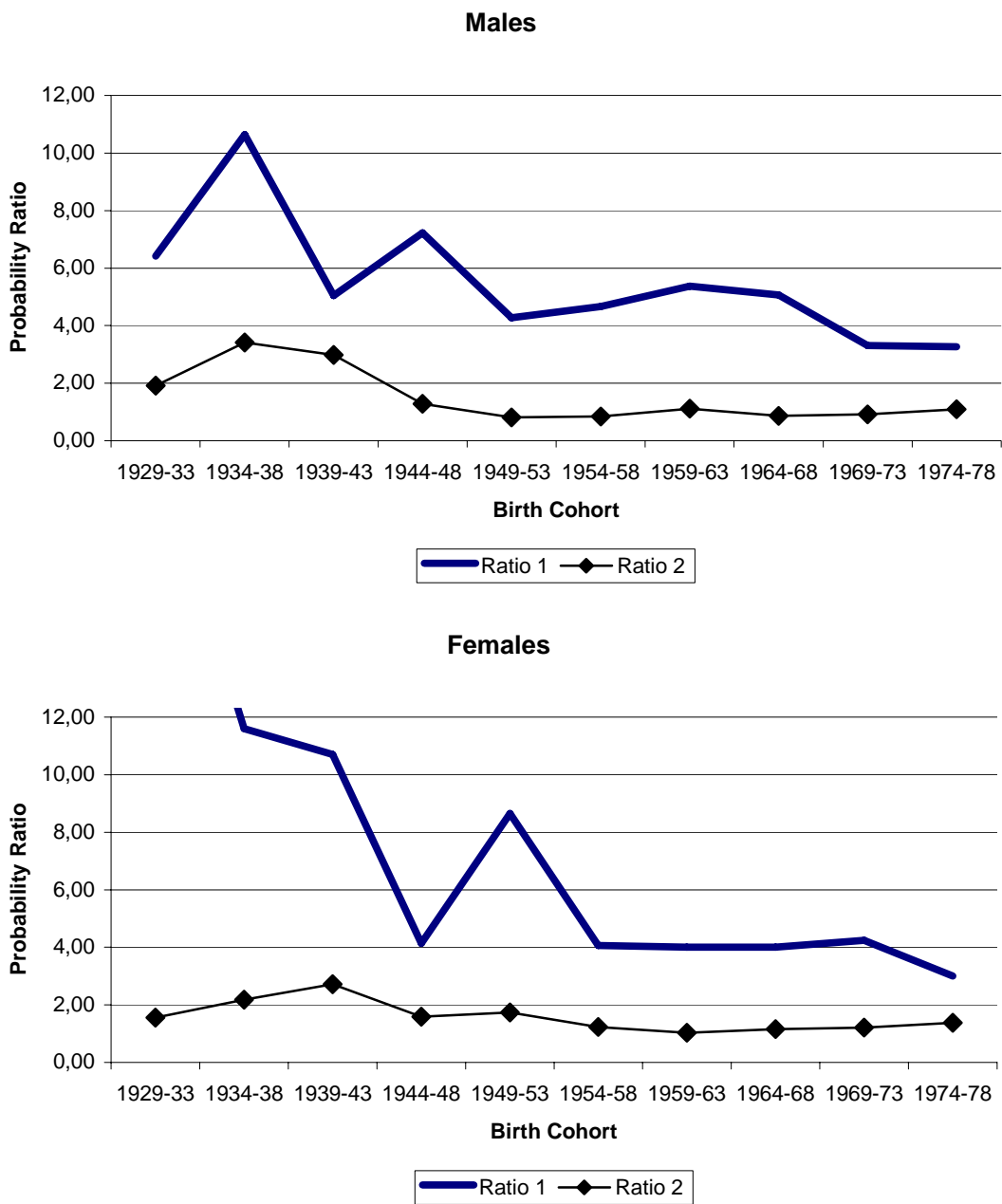
Figure 4 Educational Mobility by Sex and Birth Cohort



Note: For clarity we do not depict the share of individuals with missing education information. The share averages to about 4 percent. Downward (upward) mobility is calculated as the average value of the three entries below (above) the diagonal of the birth cohort and sex-specific transition matrices. Immobility is calculated as the average value of the three entries on the main diagonal of these matrices.

Source: German Socio-Economic Panel (2003), own calculations.

Figure 5 Relative Educational Attainment by Sex and Birth Cohort



Note: Ratio 1: $P(\text{child advanced} | \text{parent advanced}) / P(\text{child advanced} | \text{parent basic})$
 Ratio 2: $P(\text{child middle} | \text{parent middle}) / P(\text{child middle} | \text{parent basic})$

Source: German Socio-Economic Panel (2003), own calculations.

Table 1 Hypothetical Transition Matrix

Parent	Child			
	Basic	Middle	High	
Basic	0.6	0.2	0.2	1.0
Middle	0.2	0.6	0.2	1.0
High	0.2	0.2	0.6	1.0

Table 2 Descriptive Statistics

	Mean	Std. Dev.	Min	Max
Age	44.537	(10.3323)	25	63
Gender: male	0.4840	(0.4997)	0	1
Birth cohort: 1940-49	0.2339	(0.4233)	0	1
Birth cohort: 1950-59	0.2811	(0.4495)	0	1
Birth cohort: 1960-69	0.3246	(0.4682)	0	1
Birth cohort: 1970-78	0.1603	(0.3669)	0	1
Childhood in rural area	0.3460	(0.4757)	0	1
Number of siblings: 0	0.1505	(0.3576)	0	1
Number of siblings: 1	0.3446	(0.4752)	0	1
Number of siblings: 2	0.2482	(0.4319)	0	1
Number of siblings: 3 or more	0.2565	(0.4367)	0	1
Education: Missing	0.0241	(0.1534)	0	1
Education: Basic	0.3634	(0.4810)	0	1
Education: Middle	0.3657	(0.4816)	0	1
Education: Advanced	0.2467	(0.4311)	0	1
Father's education: Missing	0.0964	(0.2952)	0	1
Father's education: Basic	0.6458	(0.4782)	0	1
Father's education: Middle	0.1284	(0.3345)	0	1
Father's education: Advanced	0.1180	(0.3227)	0	1
Mother's education: Missing	0.0826	(0.2753)	0	1
Mother's education: Basic	0.7021	(0.4573)	0	1
Mother's education: Middle	0.1548	(0.3617)	0	1
Mother's education: Advanced	0.0456	(0.2087)	0	1
Highest parental education: Missing	0.0729	(0.2601)	0	1
Highest parental education: Basic	0.6239	(0.4844)	0	1
Highest parental education: Middle	0.1726	(0.3779)	0	1
Highest parental education: Advanced	0.1304	(0.3367)	0	1
Federal state: Berlin	0.0275	(0.163)	0	1
Federal state: Schleswig-Holstein	0.0420	(0.2006)	0	1
Federal state: Hamburg	0.0201	(0.1405)	0	1
Federal state: Lower Saxony	0.1156	(0.3198)	0	1
Federal state: Bremen	0.0101	(0.1003)	0	1
Federal state: North-Rhine Westphalia	0.2764	(0.4472)	0	1
Federal state: Hesse	0.0898	(0.2859)	0	1
Federal state: Rhineland-Palatinate, Saarland	0.0767	(0.2661)	0	1
Federal state: Baden-Wuerttemberg	0.1473	(0.3544)	0	1
Federal state: Bavaria	0.1940	(0.3955)	0	1

Note: The sample contains 9,331 observations.

Source: German Socio-Economic Panel (2003), own calculations.

Table 3 Average Transition Matrices by Sex of Child (Birth Cohorts 1929-1978)

Parent	Daughter			Total
	Basic	Middle	High	
Basic	51.8	34.5	9.3	100
Middle	13.4	52.7	29.2	100
Advanced	7.8	36.3	52.1	100
Total	40.4	37.8	17.3	100

Parent	Son			Total
	Basic	Middle	High	
Basic	51.5	32.9	11.8	100
Middle	17.3	44.1	34.6	100
Advanced	9.4	28.5	58.1	100
Total	40.8	34.6	20.6	100

Note: The row entries do not add up to 100 percent because the share of children with missing information is not depicted.

Source: German Socio-Economic Panel (2003), own calculations.

Table 4 Baseline Specification - Educational Attainment of Birth Cohorts 1940 - 1978: Marginal Effects from Multinomial Logit Estimation

	Pr(y=basic)	Pr(y=middle)	Pr(y=advanced)
Marginal Effects			
Male	0.029*** (0.010)	-0.073*** (0.010)	0.044*** (0.009)
Parental education: missing	0.058*** (0.020)	-0.054*** (0.020)	-0.014 (0.020)
Parental education: middle	-0.270*** (0.009)	-0.000 (0.014)	0.274*** (0.014)
Parental education: advanced	-0.351*** (0.007)	-0.145*** (0.014)	0.499*** (0.015)
Birth cohort: 1950-59	-0.152*** (0.012)	0.066*** (0.014)	0.092*** (0.015)
Birth cohort: 1960-69	-0.217*** (0.012)	0.131*** (0.015)	0.090*** (0.014)
Birth cohort: 1970-78	-0.217*** (0.012)	0.104*** (0.018)	0.101*** (0.017)
Number of siblings: 1	0.035** (0.017)	-0.025 (0.016)	-0.018 (0.013)
Number of siblings: 2	0.087*** (0.018)	-0.039** (0.017)	-0.058*** (0.013)
Number of siblings: 3 or more	0.200*** (0.018)	-0.098*** (0.016)	-0.115*** (0.012)
Childhood in rural area	0.040*** (0.011)	0.013 (0.011)	-0.048*** (0.010)
Log likelihood	-9536.4387		
Predicted Probabilities			
Pr(... parental educ=basic)	0.453 (0.139)	0.380 (0.093)	0.142 (0.055)
Pr(... parental educ=middle)	0.170 (0.091)	0.422 (0.058)	0.384 (0.087)
Pr(... parental educ=advanced)	0.072 (0.048)	0.285 (0.051)	0.616 (0.082)

Note: N = 9,331 observations. The estimation controlled for fixed effects at the level of federal states.

Source: German Socio-Economic Panel (2003), own calculations.

Table 5 Extended Specification - Educational Attainment of Birth Cohorts 1940 - 1978: Marginal Effects from Multinomial Logit Estimation: Adding Interactions of Parental Education with Time Trend

	Pr(y=basic)	Pr(y=middle)	Pr(y=advanced)
Marginal Effects			
Parental educ.: missing * trend	-0.0113*** (0.0026)	0.0043 (0.0029)	0.0077*** (0.0028)
Parental educ.: basic * trend	-0.0091*** (0.0018)	0.0085*** (0.0019)	0.0004 (0.0017)
Parental educ.: middle * trend	-0.0084*** (0.0022)	0.0072*** (0.0022)	0.0007 (0.0018)
Parental educ.: advanced * trend	-0.0063** (0.0029)	0.0011 (0.0026)	0.0039** (0.0019)
Log likelihood	-9504.9641		

Note: The baseline model from Table 3 was extended by four interaction terms. Their marginal effects on the educational attainment levels are presented above.

Source: German Socio-Economic Panel (2003), own calculations.

Table 6 Extended Specification - Educational Attainment of Birth Cohorts 1940 - 1978: Marginal Effects from Multinomial Logit Estimation: Adding Interactions of Sibling and Rural Origin with Time Trend

	Pr(y=basic)	Pr(y=middle)	Pr(y=advanced)
Marginal Effects			
Number of siblings=0 * trend	-0.0063*** (0.0022)	0.0037* (0.0022)	0.0021 (0.0019)
Number of siblings=1 * trend	-0.0095*** (0.0020)	0.0064*** (0.0020)	0.0026 (0.0017)
Number of siblings=2 * trend	-0.0086*** (0.0021)	0.0051** (0.0021)	0.0033* (0.0018)
Number of siblings=3 + * trend	-0.0069*** (0.0021)	0.0071*** (0.0022)	-0.0004 (0.0019)
Childhood in rural area * trend	-0.0020* (0.0011)	0.0039*** (0.0011)	-0.0015 (0.0010)
Log likelihood	-9511.2295		

Note: The baseline model from Table 3 was extended by five interaction terms. Their marginal effects on the educational attainment levels are presented above.

Source: German Socio-Economic Panel (2003), own calculations.

Table 7 Extended Specification - Educational Attainment of Birth Cohorts 1940 - 1978: Marginal Effects from Multinomial Logit Estimation: Adding Interactions of Child Sex with Time Trend

	Pr(y=basic)	Pr(y=middle)	Pr(y=advanced)
Marginal Effects			
Male	0.1458*** (0.0172)	-0.1565*** (0.0179)	0.0179 (0.0153)
Male * trend	-0.0060*** (0.0007)	0.0043*** (0.0008)	0.0013** (0.0006)
Log likelihood	-9684.9371		

Source: German Socio-Economic Panel (2003), own calculations.

Table 8 Extended Specification - Educational Attainment of Birth Cohorts 1940 - 1978: Marginal Effects from Multinomial Logit Estimation: Adding Interactions of Parental Education with Child Sex

	Pr(y=basic)	Pr(y=middle)	Pr(y= advanced)
Marginal Effects			
Male	0.0154 (0.0121)	-0.06391*** (0.01376)	0.0512*** (0.0135)
Parental education: missing	0.0460* (0.0276)	-0.02761 (0.02874)	-0.0255 (0.0288)
Parental education: middle	-0.2900*** (0.0137)	0.01280 (0.02043)	0.2808*** (0.0213)
Parental education: advanced	-0.3660*** (0.0109)	-0.14398*** (0.01976)	0.5152*** (0.0205)
Parental education: missing * male	0.0263 (0.0395)	-0.06038 (0.04228)	0.0273 (0.0457)
Parental education: middle * male	0.0720* (0.0373)	-0.05288* (0.03075)	-0.0188 (0.0222)
Parental education: advanced * male	0.1006* (0.0593)	-0.06082 (0.04543)	-0.0440* (0.0250)
Log likelihood	-9531.5918		

Note: The baseline model from Table 3 was extended by interaction terms. Their marginal effects on the educational attainment levels are presented above.

Source: German Socio-Economic Panel (2003), own calculations.

Table 9 Extended Specification - Educational Attainment of Birth Cohorts 1940 - 1978: Marginal Effects from Multinomial Logit Estimation: Adding Interactions of Fathers' and Mothers' Education with Child Sex

	Pr(y=basic)	Pr(y=middle)	Pr(y= advanced)
Marginal Effects			
Male	0.0107 (0.0120)	-0.0636*** (0.0137)	0.0531*** (0.0133)
Father's education: missing	0.0008 (0.0318)	0.0107 (0.0335)	-0.0019 (0.0316)
Father's education: middle	-0.2400*** (0.0174)	0.0426* (0.0246)	0.1944*** (0.0249)
Father's education: advanced	-0.2943*** (0.0163)	-0.0787*** (0.0259)	0.3719*** (0.0271)
Mother's education: missing	0.0357 (0.0354)	-0.0344 (0.0352)	-0.0296 (0.0319)
Mother's education: middle	-0.2248*** (0.0199)	0.0222 (0.0237)	0.2021*** (0.0233)
Mother's education: advanced	-0.2948*** (0.0230)	-0.0722* (0.0405)	0.3603*** (0.0420)
Father's education: missing * male	0.0285 (0.0472)	-0.0288 (0.0492)	-0.0133 (0.0440)
Father's education: middle * male	0.0472 (0.0454)	-0.0250 (0.0380)	-0.0131 (0.0273)
Father's education: advanced * male	-0.0212 (0.0594)	0.0221 (0.0508)	0.0007 (0.0319)
Mother's education: missing * male	0.0162 (0.0502)	-0.0325 (0.0530)	0.0274 (0.0524)
Mother's education: middle * male	0.1080** (0.0484)	-0.0689* (0.0379)	-0.0404 (0.0246)
Mother's education: advanced * male	0.4316*** (0.1062)	-0.2739*** (0.0697)	-0.1473*** (0.0366)
Log likelihood	-9454.0247		

Note: The baseline model from Table 3 was extended by separating fathers' and mothers' education and by adding interaction terms by child sex. The marginal effects on the educational attainment levels are presented above.

Source: German Socio-Economic Panel (2003), own calculations.

Table 10 Baseline Specification - Educational Attainment by Birth Cohort Groups

(a) Descriptive Statistics by Birth Cohort Group

	Mean (1940-52)	Mean (1953-65)	Mean (1966-78)
Gender: male	0.4998	0.4788	0.4743
Childhood in rural area	0.3504	0.3675	0.3111
Number of siblings: 0	0.1831	0.1275	0.1475
Number of siblings: 1	0.3208	0.3014	0.4312
Number of siblings: 2	0.2323	0.2719	0.2321
Number of siblings: 3 or more	0.2636	0.2990	0.1890
Education: Missing	0.0234	0.0197	0.0310
Education: Basic	0.4905	0.3443	0.2519
Education: Middle	0.2857	0.3832	0.4283
Education: Advanced	0.2003	0.2527	0.2886
Highest parental education: Missing	0.0564	0.0758	0.0868
Highest parental education: Basic	0.6585	0.6617	0.5331
Highest parental education: Middle	0.1459	0.1435	0.2426
Highest parental education: Advanced	0.1390	0.1187	0.1374
N	2905	3755	2671

(b) Marginal Effects from Multinomial Logit Estimation

	Pr(basic) 1940-52	Pr(basic) 1966-78	Pr(mid.) 1940-52	Pr(mid.) 1966-78	Pr(adv.) 1940-52	Pr(adv.) 1966-78
Marginal Effects						
Male	-0.0607*** (0.0208)	0.0851*** (0.0165)	-0.0313* (0.0184)	-0.1023*** (0.0200)	0.0939*** (0.0147)	0.0208 (0.0188)
Par. educ.: missg.	0.0670 (0.0443)	0.0162 (0.0271)	0.0243 (0.0429)	-0.0510 (0.0380)	-0.1156*** (0.0259)	0.0325 (0.0403)
Par. educ.: mid.	-0.3249*** (0.0228)	-0.2046*** (0.0147)	0.0491** (0.0271)	-0.0549** (0.0251)	0.2780*** (0.0283)	0.2603*** (0.0252)
Par. educ.: adv.	-0.4785*** (0.0172)	-0.2451*** (0.0121)	0.0386 (0.0271)	-0.2768*** (0.0257)	0.4476*** (0.0283)	0.5144*** (0.0268)
# Sibl. = 1	0.0936*** (0.0303)	0.0125 (0.0262)	-0.0666*** (0.0251)	0.0251 (0.0307)	-0.0352* (0.0186)	-0.0411 (0.0265)
# Sibl. = 2	0.1219*** (0.0320)	0.0740** (0.0313)	-0.0683** (0.0263)	-0.0047 (0.0341)	-0.0699*** (0.0182)	-0.0713** (0.0276)
# Sibl. = 3 +	0.2235*** (0.0301)	0.1700*** (0.0357)	-0.1547*** (0.0242)	-0.0244 (0.0361)	-0.0833*** (0.0179)	-0.1545*** (0.0251)
Childh: rural area	0.0904*** (0.0221)	-0.0048 (0.0175)	-0.0533*** (0.0200)	0.0752*** (0.0225)	-0.0367** (0.0158)	-0.0594*** (0.0207)
Trend	-0.0107*** (0.0027)	-0.0001 (0.0022)	0.0038 (0.0024)	-0.0072*** (0.0027)	0.0072*** (0.0019)	0.0045* (0.0025)
N	2905	2671	2905	2671	2905	2671
Log likelihood	-2806.74	-2744.74	-2806.74	-2744.74	-2806.74	-2744.74

Source: German Socio-Economic Panel (2003), own calculations.