

Caporale, Guglielmo Maria; Kontonikas, Alexandros

Working Paper

The euro and inflation uncertainty in the European Monetary Union

CESifo Working Paper, No. 1842

Provided in Cooperation with:

Ifo Institute – Leibniz Institute for Economic Research at the University of Munich

Suggested Citation: Caporale, Guglielmo Maria; Kontonikas, Alexandros (2006) : The euro and inflation uncertainty in the European Monetary Union, CESifo Working Paper, No. 1842, Center for Economic Studies and ifo Institute (CESifo), Munich

This Version is available at:

<https://hdl.handle.net/10419/25887>

Standard-Nutzungsbedingungen:

Die Dokumente auf EconStor dürfen zu eigenen wissenschaftlichen Zwecken und zum Privatgebrauch gespeichert und kopiert werden.

Sie dürfen die Dokumente nicht für öffentliche oder kommerzielle Zwecke vervielfältigen, öffentlich ausstellen, öffentlich zugänglich machen, vertreiben oder anderweitig nutzen.

Sofern die Verfasser die Dokumente unter Open-Content-Lizenzen (insbesondere CC-Lizenzen) zur Verfügung gestellt haben sollten, gelten abweichend von diesen Nutzungsbedingungen die in der dort genannten Lizenz gewährten Nutzungsrechte.

Terms of use:

Documents in EconStor may be saved and copied for your personal and scholarly purposes.

You are not to copy documents for public or commercial purposes, to exhibit the documents publicly, to make them publicly available on the internet, or to distribute or otherwise use the documents in public.

If the documents have been made available under an Open Content Licence (especially Creative Commons Licences), you may exercise further usage rights as specified in the indicated licence.

THE EURO AND INFLATION UNCERTAINTY IN THE EUROPEAN MONETARY UNION

GUGLIELMO MARIA CAPORALE
ALEXANDROS KONTONIKAS

CESIFO WORKING PAPER NO. 1842
CATEGORY 6: MONETARY POLICY AND INTERNATIONAL FINANCE
NOVEMBER 2006

An electronic version of the paper may be downloaded

- *from the SSRN website:* www.SSRN.com
- *from the RePEc website:* www.RePEc.org
- *from the CESifo website:* www.CESifo-group.de

THE EURO AND INFLATION UNCERTAINTY IN THE EUROPEAN MONETARY UNION

Abstract

This paper investigates the relationship between inflation and inflation uncertainty in twelve EMU countries. A time-varying GARCH model is estimated to distinguish between short-run and steady-state inflation uncertainty. The effects of the introduction of the Euro in 1999 are then examined introducing a dummy variable. Overall, it appears that post-1999 steady-state inflation has generally remained stable, steady-state inflation uncertainty and inflation persistence have both increased, and the relationship between inflation and inflation uncertainty has broken down in many countries. When the break dates are determined endogenously, the adjustment is found to have taken place before the introduction of the Euro.

JEL Code: E31, E52, C22.

Keywords: inflation, inflation uncertainty, inflation persistence, time-varying parameters, GARCH models, ECB, EMU.

Guglielmo Maria Caporale
Department of Economics and Finance
Brunel University
Uxbridge, Middlesex UB8 3PH
United Kingdom
Guglielmo-Maria.Caporale@brunel.ac.uk

Alexandros Kontonikas
Department of Economics
University of Glasgow
Adam Smith Building
G12 8RT
United Kingdom – Scotland
A.Kontonikas@socsci.gla.ac.uk

September 2006

We are grateful to Zubeyir Kilinc for providing the Matlab routines for the estimation. Special thanks are due to Michael Arghyrou for his insightful suggestions. We have also greatly benefited from useful comments from Mustafa Caglayan, Jagjit Chadha, Andrea Cipollini, John Hunter, Menelaos Karanasos, Chris Tsoukis, and participants in seminars at the University of Duisburg-Essen, the University of Salerno, the University of Zurich, and in the 10th International Conference on Macroeconomic Analysis and International Finance, Rethymno, Greece, 25-27 May 2006, the 2006 Australasian Meeting of the Econometric Society, Alice Springs, Australia, 4-7 July 2006, and the 2006 Far Eastern Meeting of the Econometric Society, Beijing, China, 9-12 July 2006, and. The usual disclaimer applies.

1. Introduction

The introduction of the euro and of a common monetary policy in 1999 undoubtedly represented a major policy regime shift for the member countries of the European Monetary Union (EMU). This could have affected both inflation expectations and inflation uncertainty, as, at least initially, agents might not have been certain of the objective function and the policy preferences of the European Central Bank (ECB), and of how they might compare to those of the national central banks previously in charge of monetary policy (for instance, the ECB might have been perceived as less credible than the Bundesbank, which had an established anti-inflation reputation). Uncertainty about the policy preferences of the new monetary authorities might also result in higher inflation forecast errors. According to the Maastricht Treaty, although the primary objective of the ECB is price stability (which the ECB has interpreted as an annual Euro area inflation rate below, but close to, 2% in the medium run), it should also be concerned about output and employment (albeit without prejudicing its main objective). The monetary policy framework adopted by the ECB to fulfil these tasks is based on two analytical perspectives or two “pillars”, namely economic analysis and monetary analysis¹, and the ECB has repeatedly stated that achieving price stability is the most effective way to contribute to output and employment growth (see, e.g. *Monetary Policy Strategy*, 1999), but nevertheless higher uncertainty might have characterised the new economic environment.

Analysing survey data, Heinemann and Ullrich (2004) do not find significant differences in the inflationary credibility of the ECB compared to the Bundesbank, and hence no permanent change in inflation expectations. However, their analysis suggests that the higher uncertainty characterising the period leading up to EMU led to a temporary change in expectation formation, with agents relying more heavily on backward-looking expectations, before reverting to the normal mechanisms once the ECB had established its inflation credibility.

¹ Economic analysis aims at assessing the short- to medium-term determinants of price developments focusing on real activity and financial conditions in the economy. Monetary analysis focuses on a longer-term horizon taking into account the long-run relationship between money and prices. A reference value of 4.5% for the growth rate of broad money (M3) that is compatible with price stability has been calculated using the quantity theory equation. The ECB has stated, though, that “monetary policy does not react mechanically to deviations of M3 growth from the reference value” (see *The Monetary Policy of the ECB*, 2004). As Rudebusch and Svensson (1999, p.1) point out, the ECB strategy “appears to be a combination of a weak type of monetary targeting and an implicit form of inflation targeting”.

As for inflation uncertainty, in a recent review of the performance of the ECB in the first few years of the new regime, its President, Jean-Claude Trichet, has expressed the view that "... the ECB has, despite substantial adverse price shocks, successfully kept inflation and inflation expectations at low levels by historical standards. The single monetary policy and its clear focus on the maintenance of price stability have helped to anchor inflation expectations in the euro area over the medium and the long term. This has facilitated a reduction of inflation uncertainty and the associated risk premia" (see Trichet, 2004).

In this paper, we analyse empirically how the new policy regime with the ECB setting a common interest rate for the EMU countries has in fact affected inflation uncertainty and, consequently, inflation itself in the Euro area adopting an appropriate econometric framework. Specifically, we use a time-varying model with a GARCH specification for the conditional volatility of inflation, as in Evans (1991), and obtain estimates for twelve EMU countries, over the period 1973-2004, using monthly data. The adopted framework enables us to distinguish between different types of inflation uncertainty which can affect the inflation process. Our aim is to establish whether the ECB has been as successful as claimed by its President, Mr. Trichet, in creating a less inflationary environment. For this purpose, we focus on the policy regime shift which occurred in 1999, which is modelled by introducing in the estimated models a step dummy corresponding to the adoption of the Euro. In particular, we investigate four issues, namely whether and how the introduction of the Euro has affected: a) steady-state inflation; b) steady-state inflation uncertainty; c) inflation persistence; d) the relationship between inflation and inflation uncertainty.

Next, as the mere announcement of a regime switching from floating to fixed rates at a given future date can determine changes in the behaviour of rational agents prior to the fixing, we also determine endogenously the break dates in the relationship between inflation and inflation uncertainty using a procedure developed by Bai and Perron (1998, 2003). This allows us to investigate whether adjustment took place much before the introduction of the Euro. This type of analysis is motivated by some theoretical literature demonstrating that rational agents will react to the announcement of a regime switch from floating to fixed rates well before the change occurs (see Wilfling, 2004, and Wilfling and Maennig, 2001).

The layout of the paper is the following. Section 2 reviews the relevant literature. Section 3 outlines the empirical framework. Section 4 presents the empirical results. Section 5 summarises the main findings and discusses their policy implications.

2. A Brief Literature Review

The relationship between inflation and inflation uncertainty has received increased attention in recent years. Friedman (1977) first argued that higher average inflation would result in more inflation uncertainty. This idea was developed by Ball (1992): in his model, in the presence of two types of policymakers with different preferences, who stochastically alternate in power, higher inflation generates higher inflation uncertainty, as agents do not know when monetary authorities with a tougher stance on inflation will replace the current ones. Causality in the opposite direction, namely from inflation uncertainty to inflation, is instead a property of models based on the Barro-Gordon set up, such as the one due to Cukierman and Meltzer (1986), in which there is an incentive for policymakers to create inflation surprises to raise output growth.²

A number of empirical studies have investigated this relationship, normally adopting an econometric framework of the GARCH type (see Engle, 1982), and providing mixed evidence (see Davis and Kanago, 2000 for a survey). For instance, Grier and Perry (1998) estimate GARCH models to generate a measure of inflation uncertainty, and then carry out Granger causality tests. Using data for the G7 countries, they find strong evidence of causality running from inflation uncertainty to inflation, but less empirical support for causality in the opposite direction (see also Baillie et al, 1996). Various studies focus on the US, again with mixed results. Brunner and Hess (1993), and Grier and Perry (1998, 2000), *inter alia*, find evidence of a Friedman effect, with Baillie et al (1996) reporting the opposite. More recently, the impact of inflation targeting on this relationship has been analysed. Kontonikas (2004) reports that the adoption of an explicit target in the UK has resulted in lower inflation persistence and long-run uncertainty. Fountas et al (2004) argue that in the context of EMU the linkages between inflation, inflation uncertainty and output growth have even more important implications for monetary policy, since price

² Note that the effect of inflation of its uncertainty can also be negative (see Fountas and Karanasos, 2006, for a review of relevant studies).

stability becomes an even more crucial policy objective for the ECB if inflation is found to affect inflation uncertainty. Further, asymmetries in the effects of inflation uncertainty on output across member countries could make a common monetary policy a less effective stabilisation tool. In fact their empirical analysis, based on EGARCH models, provides evidence supporting the Friedman hypothesis and the presence of asymmetric real effects. However, their sample period is 1960-1999, and hence does not include the new monetary policy setting resulting from the introduction of the euro, whose effects on inflation we wish to examine. Further, their analysis does not distinguish between different types of inflation uncertainty, whilst the approach taken in the present study, as explained below, enables us to measure separately the impact of short-run (structural and impulse) and long-run uncertainty.³

3. Econometric Framework

According to Pagan (1984), simultaneous conditional mean and variance estimation as in a GARCH-in-mean (GARCH-M) model is more efficient than a two-step approach where the conditional variance is estimated first using a GARCH specification, and then included in the conditional mean equation to carry out causality tests. For this reason, a GARCH-M model is estimated by Kontonikas (2004). However, as pointed out by Grier and Perry (1998) and Fountas et al (2004), this approach has the drawback that it does not allow the testing of possible lagged effects of inflation uncertainty on inflation, which might exist at the monthly or quarterly frequency; for this reason, these authors use two-step procedures instead, as we also do (see below).⁴

It should be noted as well that conventional GARCH models impose a symmetry restriction on the conditional variance. As highlighted by Brunner and Hess (1993), this is inconsistent with the Friedman hypothesis, which implies that new information leading to a downward revision of inflation expectations should also lower inflation uncertainty. Models allowing for an asymmetric impact of news on inflation uncertainty include the EGARCH model of Nelson (1991), which, in contrast to standard GARCH specifications, does not impose non-negativity

³ Another strand of the literature analyses the relationship between inflation and its uncertainty using long-memory models (see Conrad and Karanasos, 2006).

⁴ Fountas et al (2004) also report the estimation results of an EGARCH-M model, which confirm the fact that a simultaneous approach does not detect the causal effect of inflation uncertainty on inflation.

constraints on the parameter space (this approach is taken by Fountas et al, 2004); the Threshold GARCH (TGARCH) model of Zakoian (1994) and Glosten et al (1993), and the component GARCH (CGARCH) model of Engle and Lee (1993) (both these models are estimated by Grier and Perry, 1998, and Kontonikas, 2004). The CGARCH model has the additional advantage of decomposing inflation uncertainty into a short-run and a long-run component by permitting transitory deviations of the conditional volatility around a time-varying trend.

All the methods discussed above have the drawback that they do not take into account the fact that uncertainty about the long- and short-term prospects for inflation might differ significantly and affect inflation expectations in different ways. As emphasised by Evans (1991), agents' temporal decisions are more likely to be affected by the conditional variance of short-run movements in inflation, whilst intertemporal decisions might be based mainly on changes in the conditional variance of long-term inflation. Moreover, one should distinguish between "structural uncertainty" (associated with the randomness in the time-varying parameters, and representing the propagation mechanism), which might originate, for instance, from unanticipated monetary policy changes, and "impulse uncertainty" (associated with the shocks hitting the conditional variance, which are propagated through the parameters of the inflation process), reflecting, for example, changes in the variance of structural disturbances such as price shocks (see Berument et al, 2005).

The econometric framework suggested by Evans (1991), and also adopted by Berument et al (2005) in their analysis of the linkages between inflation uncertainty and interest rates, has the advantage over alternative approaches of yielding estimates of the various types of uncertainty discussed above. Following these authors, in the present study we also utilise a GARCH model with time-varying parameters, which are estimated using Kalman filtering. More specifically, inflation is specified as a k -th order autoregressive process, $AR(k)$, with time-varying parameters, the residuals of this equation following a $GARCH(p,q)$ process.⁵ The model is the following:

⁵ Evans and Wachtel (1993) stress that the assumption of fixed parameters in the inflation process overestimates the degree to which agents can forecast inflation, and consequently underestimates inflation uncertainty. They decompose the sources of inflation uncertainty into two components: "regime uncertainty component" and "certainty equivalence component". The second component ignores uncertainty about future inflation regimes and reflects only the variance of future shocks to the inflation process. The first component reflects the agents' uncertainty about the characteristics of the current policy regime or even future regimes, if there is a possibility that the regime will change. Thus, cross-counties differences in the conduct of monetary policy may account for the differences in the average levels of uncertainty. This decomposition allows inflation uncertainty to change over time

$$\pi_{t+1} = \mathbf{X}_t \boldsymbol{\beta}_{t+1} + e_{t+1} \quad \text{where} \quad e_{t+1} \sim N(0, h_t) \quad \text{and} \quad \mathbf{X}_t = [1, \pi_t, \dots, \pi_{t-k}] \quad (1)$$

$$h_t = h + \sum_{i=1}^q a_i e_{t-i}^2 + \sum_{j=1}^p \lambda_j h_{t-j} \quad (2)$$

$$\boldsymbol{\beta}_{t+1} = \boldsymbol{\beta}_t + \mathbf{V}_{t+1} \quad \text{where} \quad \mathbf{V}_{t+1} \sim N(\mathbf{0}, \mathbf{Q}) \quad (3)$$

where π_{t+1} denotes the rate of inflation between t and $t+1$; \mathbf{X}_t is a vector of explanatory variables known at time t ; e_{t+1} describes the shocks to the inflation process that cannot be forecast with information known at time t ; e_{t+1} is assumed to be normally distributed with a time-varying conditional variance h_t . The conditional variance is specified as a GARCH(p, q) process, that is, as a linear function of past squared forecast errors, e_{t-i}^2 , and past variances, h_{t-j} . Further, $\boldsymbol{\beta}_{t+1} = [\beta_{0,t+1}, \beta_{1,t+1}, \dots, \beta_{k,t+1}]'$ denotes the time-varying parameter vector, and \mathbf{V}_{t+1} is a vector of shocks to $\boldsymbol{\beta}_{t+1}$, assumed to be normally distributed with a homoscedastic covariance matrix \mathbf{Q} . The updating equations for the Kalman filter are:

$$\pi_{t+1} = \mathbf{X}_t E_t \boldsymbol{\beta}_{t+1} + \varepsilon_{t+1} \quad (4)$$

$$H_t = \mathbf{X}_t \boldsymbol{\Omega}_{t+1|t} \mathbf{X}_t' + h_t \quad (5)$$

$$E_{t+1} \boldsymbol{\beta}_{t+2} = E_t \boldsymbol{\beta}_{t+1} + [\boldsymbol{\Omega}_{t+1|t} \mathbf{X}_t' H_{t-1}] \varepsilon_{t+1} \quad (6)$$

$$\boldsymbol{\Omega}_{t+2|t+1} = [\mathbf{I} - \boldsymbol{\Omega}_{t+1|t} \mathbf{X}_t' H_{t-1} \mathbf{X}_t] \boldsymbol{\Omega}_{t+1|t} + \mathbf{Q} \quad (7)$$

where $\boldsymbol{\Omega}_{t+1|t}$ is the conditional covariance matrix of $\boldsymbol{\beta}_{t+1}$ given the information set at time t , representing uncertainty about the structure of the inflation process.

As Eq. (5) indicates, the conditional variance of inflation (short-run uncertainty), H_t , can be decomposed into: (i) the uncertainty due to randomness in the inflation shocks e_{t+1} , measured by their conditional volatility h_t (impulse uncertainty); (ii) the uncertainty due to unanticipated changes in the structure of inflation \mathbf{V}_{t+1} , measured by the conditional variance of $\mathbf{X}_t \boldsymbol{\beta}_{t+1}$, which is $\mathbf{X}_t \boldsymbol{\Omega}_{t+1|t} \mathbf{X}_t' = S_t$ (structural uncertainty). The standard GARCH model can be obtained as a special case of our model if there is no uncertainty about $\boldsymbol{\beta}_{t+1}$, so that

as agents keep updating their information on the current regime and their expectations about the future regime. See also the comment by Brunner (1993).

$\mathbf{\Omega}_{t+1|t} = \mathbf{0}$. In this case, the conditional variance of inflation depends solely on impulse uncertainty⁶. Eqs. (6) and (7) capture the updating of the conditional distribution of β_{t+1} over time in response to new information about realised inflation. As indicated by Eq. (6), inflation innovations, defined as ε_{t+1} in Eq. (4), are used to update the estimates of β_{t+1} . These estimates are then used to forecast future inflation.

If there are no inflation shocks and parameter shocks, so that $\pi_{t+1} = \pi_t = \dots = \pi_{t-k}$ for all t , we can calculate the steady-state rate of inflation, π_{t+1}^* , as:

$$\pi_{t+1}^* = \beta_{0,t+1} \left[1 - \sum_{i=1}^k \beta_{i,t+1} \right]^{-1} \quad (8)$$

The conditional variance of steady-state inflation is then given by:

$$\sigma_t^2(\pi_{t+1}^*) = \nabla E_t \beta_{t+1} \mathbf{\Omega}_{t+1|t} \nabla E_t \beta_{t+1}' \quad (9)$$

$$\text{where } \nabla E_t \beta_{t+1}' = \begin{bmatrix} \left(1 - \sum_{i=1}^k E_t \beta_{i,t+1} \right)^{-1} \\ E_t \beta_{0,t+1} \left(1 - \sum_{i=1}^k E_t \beta_{i,t+1} \right)^{-2} \\ \dots \\ E_t \beta_{0,t+1} \left(1 - \sum_{i=1}^k E_t \beta_{i,t+1} \right)^{-2} \end{bmatrix} \text{ is a } (k+1 \times 1) \text{ vector.} \quad (10)$$

Having computed short-run and steady-state uncertainty measures for each country, we then proceed, in the second part of our empirical investigation, to analyse the links between the various types of inflation uncertainty and the level of inflation, as well as to examine the impact of the Euro. Specifically, we regress month-to-month changes in the two uncertainty measures against changes in past inflation⁷. Moreover, we include a dummy variable to allow for possible intercept and slope changes in the underlying relationship between inflation uncertainty and

⁶ As Evans (1991) argues, if there is uncertainty about β_{t+1} , h_t will tend to understate the true conditional variance since $S_t > 0$.

past inflation reflecting the introduction of the Euro. The estimated model is the following:

$$\Delta unc_{t+1} = \gamma_0 + \gamma_1 D_{t+1} + (\gamma_2 + \gamma_3 D_{t+1}) \Delta \pi_t + \theta_{t+1} \quad (11)$$

where unc_{t+1} represents in turn steady-state uncertainty (i.e. $\sigma_t^2(\pi_{t+1}^*)$) and short-run uncertainty (i.e., H_t), and D_{t+1} is a dummy variable equal to zero during the pre-Euro period and one during the Euro period⁸.

In the model specified above, the possible structural break in the relationship between inflation and inflation uncertainty in the Euro area is exogenously fixed at January 1999. However, the mere announcement of a regime switching from floating to fixed rates could have induced changes in the behaviour of rational agents and thereby could have affected the inflation-uncertainty relationship prior to the fixing in 1999 (see Wilfling, 2004, and Wilfling and Maennig, 2001). Hence, we also apply the procedure developed by Bai and Perron (1998, 2003) for multiple structural change models, which enables one to determine endogenously the number of breaks and the break dates. The procedure considers all possible models under the assumption of a given number of breaks and a given minimum distance between the break dates. The selected “optimal” model is then the one which minimises the sum of squared residuals and some information criteria. In our application we allow for up to three possible breaks, and use the Bayesian Information Criterion (BIC) to choose the best specification⁹.

4. Empirical Analysis

Inflation is measured as the first difference of the logarithm of the seasonally adjusted consumer price index (CPI), $\pi_{t+1} = 100 * (\ln CPI_{t+1} - \ln CPI_t)$, using monthly data for twelve EMU countries (Germany, France, Italy, Spain, Portugal, Greece, Ireland, Finland, Belgium, Netherlands, Luxembourg, Austria) over the period 1973-

⁷ As Evans (1991, p. 180) notes, “the regressions use the month-to-month changes in the variances and inflation because inflation has a unit root and all three variances are complicated functions of past inflation”.

⁸ In the case of Finland, where inflation targeting was adopted over the period 1993-1998, we also included intercept and level dummies for this policy change, but these turned out not to be statistically significant.

⁹ An alternative, sequential procedure is also discussed by Bai and Perron (2003).

2004. Six years of the Euro period are included in our sample¹⁰, allowing us to study the effects of the 1999 policy regime shift on inflation uncertainty over a reasonably long horizon. The data are obtained from OECD's *Main Economic Indicators: Historical Statistics*.

Table 1 reports the results from ADF (see Dickey and Fuller, 1979, 1981) and KPSS (see Kwiatkowski, Phillips, Schmidt, and Shin, 1992) unit root tests with an intercept and a deterministic linear trend. Overall, the results suggest that inflation in our sample countries has a unit root, which can justify our choice of a random walk model for the time-varying parameters of the inflation process (see Evans, 1991). In a recent paper, Rapach and Weber (2004) also find that inflation is non-stationary using a sample of OECD countries and a variety of unit root testing procedures.

[Table 1 about here]

[Figure 1 about here]

We have estimated a time-varying GARCH model for inflation with Kalman filtering, as described in section 3. Figures 1-3 are based on the estimation results.¹¹ Figure 1 plots actual inflation and steady-state inflation in the EMU countries over the period 1980.01-2004.11. In the early years of the new monetary regime the Euro area was affected by a variety of price shocks such as the tripling of oil prices between early 1999 and mid-2000, the depreciation of the common currency over this period, and finally, in 2001, significant increases in food prices, due to a series of livestock epidemics. This is evident across the EMU countries in the plots of actual inflation. Average monthly inflation rates vary considerably in the EMU area, ranging from 0.2% in Germany to 1% in Greece. Similarly to the former country, mean monthly inflation rates in the Benelux countries (Belgium, Netherlands, Luxembourg) and Austria were low: 0.26%, 0.21%, 0.26% and 0.23%, respectively. Steady-state inflation follows similar patterns, with Greece exhibiting the worst performance, with an annualised steady-state inflation rate of 12%, while in Germany the corresponding value was 2.5%. Buseti et al (2006) also present evidence of diverging behaviour in the inflation rate of the EMU countries since 1999. Such inflation differentials are often found even within monetary unions,

¹⁰ As Greece adopted the Euro only in January 2001, the corresponding sub-sample is four years.

¹¹ Diagnostics and estimated parameters for each country are not presented to save space, but are available from the authors upon request. Overall, we find that both the β parameters and the elements of the Q matrix are significant, indicating that there is indeed time variation.

where many economic differences may survive. The ECB itself admits that “monetary policy can only influence the price level of the Euro area as a whole and cannot affect inflation differentials across regions” (see *The Monetary Policy of the ECB*, 2004). Nevertheless, from the viewpoint of monetary policy effectiveness in stimulating economic growth, inflation rates in EMU countries should converge in order for changes in the Euro-wide nominal interest rate to be translated into similar real interest rate changes across member countries.

[Figure 2 about here]

Figure 2 plots short-run uncertainty and steady-state uncertainty. The former appears to have decreased over time along with average inflation in Portugal and Greece, while in France it has increased. In Italy, Spain, Ireland and Finland one can identify large increases in short-run uncertainty in the first part of the 1980s followed by a relatively stable period. In Germany a large temporary increase in short-run uncertainty can be noticed around the time of the re-unification in the early 1990s. Short-run uncertainty in the Netherlands and Austria is relatively stable, apart from occasional temporary shocks. The same applies to Luxembourg, with the exception of a large temporary jump in 1999. It should be pointed out that some short-term volatility in inflation is inevitable given the fact that monetary policy can only affect prices with long and uncertain lags - hence the focus of the ECB on medium-term price stabilisation.

Regarding the uncertainty associated with long-run inflation, it appears again that a uniform experience did not occur, since steady-state uncertainty seems to increase towards the end of the sample period in Germany, Italy, Spain, Portugal, Luxembourg and Austria, while in France, Ireland, Finland and Belgium it declines over time. Only in the Greek case does the uncertainty associated with steady-state inflation increase steadily throughout the sample period.¹² Clearly, the presence of such significant differentials across the countries of the Euro area in terms of long-run (as opposed to short-run) uncertainty has important policy implications, given the focus of the ECB on maintaining price stability in the Euro area over longer periods of time.

¹² One possible explanation is the failure on the part of the Greek authorities to implement overdue structural changes to the economy, resorting instead to “creative” accounting practises to hide the true extent of their fiscal problems (see the report by the Commission of the European Communities, 2004).

[Figure 3 about here]

Figure 3 plots inflation persistence (the sum of the estimated autoregressive coefficients in the inflation specification) and the trend component of inflation (the estimated constant in the inflation process). The former increases over time in Germany, Italy, Spain and Austria. This is in line with previous work by Angeloni et al (2005) finding that inflation persistence in the Euro area did not decline after the introduction of the Euro. Batini (2002) also shows that inflation in the Euro area is inertial using the autocorrelation function of inflation and the lag in the inflation response to monetary policy shocks from VAR's to measure inflation persistence. Our results show that in some cases (Finland, Belgium, Netherlands, Luxembourg) inflation persistence becomes negative. This can be interpreted in terms of an error-correction mechanism in inflation: as inflation grows large, the central bank adopts tougher anti-inflationary policies. Trend inflation decreases over time in the majority of the sample countries, reflecting the general move towards lower inflation after the highly inflationary 1970s.

[Table 2 about here]

Table 2 reports robust estimates of the parameters of Eq. (11) (see Newey and West, 1994). Consistently with the hypothesis put forward by Friedman (1977) and formalised by Ball (1992), the coefficient of past inflation, γ_2 , is positive and significant in six out of our twelve sample countries in the steady-state uncertainty regressions, i.e. in the case of France, Italy, Portugal, Belgium, Luxembourg and Austria. When the change in short-run uncertainty is employed as a dependent variable, γ_2 is significantly positive in five instances, i.e. in Germany, France, Portugal, Greece and Ireland¹³. This suggests that, by lowering average inflation, monetary authorities can reduce the negative consequences of inflation uncertainty.

As for the impact of the Euro and common monetary policy on inflation uncertainty, we find that the coefficient of the level dummy, γ_1 , is positive and statistically significant for Italy and Austria in the steady-state regressions, indicating that steady-state uncertainty has increased in the Euro period in these countries. The coefficient of the slope dummy, γ_3 , is negative and statistically significant in eight countries (Germany, France, Italy, Spain, Greece, Belgium, Luxembourg, Austria) in

¹³ This is in line with previous evidence for the UK (see Kontonikas, 2004).

the steady-state regressions and in three countries (Germany, Greece, Ireland) in the short-run regressions. This indicates an important change in the underlying relationship between inflation and uncertainty occurring in these countries as a result of the introduction of the Euro, since a negative and significant γ_3 implies that in the Euro period further reductions in average inflation increase, rather than reduce, uncertainty. The Wald F-statistic for the null hypothesis: $\gamma_2 + \gamma_3 = 0$, indicates that after the introduction of the Euro the relationship between past inflation and current short-run uncertainty breaks down in the case of Germany, Greece, and Ireland, while in the steady-state regressions the null hypothesis is not rejected in the case of Luxembourg and Austria. Thus, in many instances, the Friedman-Ball link that calls for policies aiming at low inflation in order to reduce the corresponding uncertainty appears not to exist in the Euro period. This finding may reflect the fact that inflation has been relatively low in all advanced economies since the 1990s, irrespective of whether or not an explicit inflation target was in place. Therefore, there might not be room for further reductions in average inflation, with the associated risk of generating deflationary pressures, and policies aimed at achieving even lower inflation may paradoxically result into higher uncertainty.

Finally, we allow for the possible structural breaks in the relationship between inflation and inflation uncertainty to be determined endogenously using the Bai and Perron (1998, 2003) procedure outlined in the previous section. The estimated break dates are reported in Table 3(a) and 3(b) for short-run and steady-state uncertainty respectively¹⁴. As can be seen, in the case of short-run uncertainty for most countries only one break is found, whilst in four cases (Germany, France, Netherlands, Luxembourg) two breaks are detected. For steady-state uncertainty, the general picture is similar, a single break occurring in most cases, with only two countries now exhibiting two breaks (Italy and Ireland). Concerning the dates of the breaks, a break in short-run uncertainty appears to occur around 1985 or in the first half of 1996 in the majority of countries (Italy, Spain, Portugal, Greece, Ireland, Belgium, Austria, Netherlands – the last-named country exhibits another break in 1991). The exceptions are Germany (with two breaks in 1993 and 1998), France (where the two breaks are found in 1991 and 1999), Finland (with a single break in 1997), and Luxembourg (with breaks in 1994 and 1999). Similarly, most countries exhibit a break in steady-state uncertainty around 1985 (France, Portugal, Finland,

Belgium, Luxembourg, with Italy and Ireland also exhibiting a second break in 1999 and 1997 respectively). The exceptions are Germany (with a single break in 1992), Spain (a single break in 1999), Greece (1997), and the Netherlands (1987). The Bai-Perron procedure detects a structural break in 1999, when the Euro was adopted, only in the cases of France and Luxembourg (short-run uncertainty), and Austria, Italy and Spain (steady-state uncertainty).

[Tables 3a, 3b about here]

Interestingly, if one compares the timing of the breaks in short-run and steady-state uncertainty in individual countries, one finds that the breakpoints do not always coincide (e.g. the date is 1997 and 1985 for short-run and steady-state uncertainty respectively in the case of Finland, etc.). The most important policy event taking place in the then called European Community around the time of the break detected in most countries was the adoption by the Committee of Central Bank Governors of some changes in the operation of the EMS and in the rules governing the activities of the European Monetary Cooperation Fund (EMCF)¹⁵. These rules entered into force on 1 July 1985¹⁶. In general, it is clear that breaks in the relationship between the different types of inflation uncertainty and inflation itself occurred in most cases well before the introduction of the Euro on 1 January 1999, consistently with the theoretical literature that the mere announcement of a regime switching from floating to fixed rates at a given future date determines changes in the behaviour of rational agents prior to the fixing (see, e.g. Wilfling and Maennig, 2001, and Wilfling, 2004).

5. Conclusions

In this paper, we have investigated empirically the relationship between inflation and inflation uncertainty in twelve EMU countries. Following Evans (1991) and Berument et al (2005), we have adopted a time-varying GARCH specification to model the conditional volatility of inflation in order to be able to distinguish between

¹⁴ The corresponding estimated coefficients for the implied subperiods are not included to save space, but are available from the authors upon request.

¹⁵ In particular, there were improvements in certain aspects of the use of the ECU by the central banks: more representative ECU interest rate, change in ECU holdings against foreign currencies, ECU for "other holders", 100% acceptability of the ECU for a creditor central bank with holdings lower than the volume allocated.

short-run (structural and impulse) and steady-state uncertainty. We have also analysed the impact on the links between inflation and inflation uncertainty of the policy regime shift which occurred in 1999, when the Euro was introduced and the ECB was given the task of setting a common monetary policy for all EMU countries. First, we have imposed exogenously a break date corresponding to the actual introduction of the Euro on 1 January 1999; second, we have allowed for the possibility of an earlier adjustment in the behaviour of rational agents knowing in advance (and with certainty) that such a regime change would take place (see Wilfling, 2004 and Wilfling and Maennig, 2001), and have therefore used a procedure for determining endogenously the timing of the breaks (see Bai and Perron, 1996, 2003).

Our empirical findings can be summarised as follows. The inflation performance of the EMU member states has been very different over the whole period starting at the beginning of the 1980s, in terms of both actual and steady-state inflation. Similarly, no consistent pattern can be found for the degree of persistence of inflation. By contrast, as one would expect given the less inflationary environment prevailing after the inflation hike of the 1970s, trend inflation has generally become much lower. Concerning short-run and steady-state uncertainty, again the EMU countries appear to have had rather different experiences, with no clear picture emerging. There is clear evidence that the Euro has had a significant impact on the relationship between inflation uncertainty and inflation, and that this has happened well before the 1st of January 1999, as agents already knew that this regime change would take place. Most interestingly and perhaps controversially, it appears that in many cases the introduction of the Euro has not been beneficial from the viewpoint of inflation uncertainty. In Austria and Italy, for example, we find a step increase in steady-state uncertainty following the adoption of the Euro. Moreover, in these and other six countries, i.e. Germany, Greece, France, Spain, Belgium and Luxembourg, it would seem that the pursuit of anti-inflationary policies by the ECB is counterproductive, in the sense that lower inflation might lead to higher steady-state uncertainty. The same applies to short-run uncertainty in the case of Germany, Greece and Ireland, where the Friedman-Ball link between inflation and inflation uncertainty is not found in the Euro period.

¹⁶ For a chronology of relevant policy events, see “EMU: A Historical Documentation”, http://ec.europa.eu/economy_finance/emu_history/legalaspects/part_c_1.htm

On the whole, one could conclude that the monetary policy of the ECB has not been an unqualified success as suggested by its President, Mr. Trichet. To answer the four questions posed at the beginning, we find that steady-state inflation has generally remained stable (with the important exception of Germany, where the trend has become positive), steady-state inflation uncertainty and inflation persistence have both increased, and the relationship between inflation and inflation uncertainty has broken down in many countries. This clearly suggests that the glowing assessment of the ECB's inflation performance made by Mr. Trichet requires some rethinking.

Although it is true that inflation has been relatively low in the EMU countries under the new regime, this also applies to all other OECD economies over the same period, and cannot obviously be attributed to the policy actions of the ECB. The case of Germany, a key EMU country, where steady-state inflation appears to have increased, obviously calls for special attention. Moreover, cross-country economic differences clearly still pose a stiff challenge to a common monetary policy. The higher steady-state inflation uncertainty, and the breakdown in the relationship between inflation and inflation uncertainty following the introduction of the Euro, suggest that in the new economic environment monetary policy might have become less effective in lowering inflation uncertainty, possibly as a result of conflicting economic and monetary signals, and lack of transparency in the two-pillar strategy employed by the ECB. As Bofinger (2002, p.11) argues, "In sum, while the first pillar is too narrowly focused on the money stock M3...the second pillar is much too broad to provide any guidance for the ECB's internal decisions or its dialogue with public". Rudebusch and Svensson (1999) also point out that emphasis on using movements in the stock of money as a rationale for policy is undesirable since it may result in higher inflation and output variability. The fact that lowering inflation expectations has become less effective as a way of controlling inflation is yet another indication of the difficulties faced by monetary policy in the context of a monetary union with widely different member countries. This lack of flexibility, owing to the loss of monetary policy independence for individual countries, might account for higher inflation persistence. Hence, although it should be kept in mind that the ECB is concerned with price stability of the Euro area as a whole, it appears that improvements could be made to its analytical framework with a view to lowering the estimated long-run uncertainty in individual member countries - for instance, a more explicit focus on the inflation forecast might be useful in this respect.

REFERENCES

- Angeloni, I., Aucremanne L. and M. Ciccarelli (2005), "Price setting and inflation persistence: did EMU matter?", European Central Bank, Paper published by the Inflation Persistence Network.
- Bai, J. and P. Perron (1998), "Estimating and testing linear models with multiple structural change", *Econometrica*, 66, 47-78.
- Bai, J. and P. Perron (2003), "Computation and analysis of multiple structural change models", *Journal of Applied Econometrics*, 18, 1, 1-22.
- Baillie, R., Chung, C.F. and M. Tieslau (1996), "Analyzing inflation by the fractionally integrated ARFIMA GARCH model", *Journal of Applied Econometrics*, 11, 23-40.
- Ball, L. (1992), "Why does higher inflation raise inflation uncertainty?", *Journal of Monetary Economics*, 29, 371-378.
- Batini, N. (2002), "Euro area inflation persistence", European Central Bank Working Paper Series, No. 201.
- Berument, H., Kilinc. Z. and U. Ozlale (2005), "The missing link between inflation uncertainty and interest rates", *Scottish Journal of Political Economy*, 52, 222-241.
- Bofinger, P. (2002), "The EMU after three years: Lessons and challenges", Paper prepared for the Economic Analysis Division of the United Nations Economic Commission for Europe.
- Brunner, A.D. (1993), "Comment on 'Inflation regimes and the sources of inflation uncertainty' ", *Journal of Money, Credit and Banking*, 25, 3 (August, part 2), 512-520.
- Brunner, A.D. and G. Hess (1993), "Are higher levels of inflation less predictable? A state-dependent conditional heteroskedasticity approach", *Journal of Business and Economic Statistics*, 11, 187-197.
- Buseti, F., Forni, L., Harvey, A. and F. Venditti (2006), "Inflation convergence and divergence within the European Monetary Union", European Central Bank Working Paper Series, No. 574.
- Commission of the European Communities (2004), "Report on the accountability issue related to the revision of the Greek budgetary data", Communication from the Commission to the European Parliament and the Council.
- Conrad, C. and M. Karanasos, (2006), "Dual long memory in inflation dynamics across countries of the Euro area and the link between inflation uncertainty and macroeconomic performance", *Studies in Nonlinear Dynamics and Econometrics*, forthcoming.
- Cukierman, A. and A. Meltzer (1986), "A theory of ambiguity, credibility and inflation under discretion and asymmetric information", *Econometrica*, 54, 1099-1128.
- Davis, G. and B. Kanago (2000), "The level and uncertainty of inflation: results from OECD forecasts", *Economic Inquiry*, 38, 58-72.
- Dickey, D.A. and W.A. Fuller (1979), "Distribution of the estimators for autoregressive time series with a unit root", *Journal of the American Statistical Association*, 74, 427-431.
- Dickey, D.A. and W.A. Fuller (1981), "Likelihood ratio statistics for autoregressive time series with a unit root", *Econometrica*, 49, 1057-1072.
- Engle, R.F. (1982), "Autoregressive conditional heteroskedasticity with estimates of the variance of United Kingdom inflation", *Econometrica*, 50, 987-1007.
- Engle, R.F. and G. Lee (1993), "A permanent and transitory component model of stock return volatility", Discussion Paper 92-44R, University of San Diego.
- European Central Bank (1999), Monetary Policy Strategy.
- European Central Bank (2004), The Monetary Policy of the ECB.
- Evans, M. (1991), "Discovering the link between inflation rates and inflation uncertainty", *Journal of Money, Credit and Banking*, 23, 169-184.
- Evans, M. and P. Wachtel (1993), "Inflation regimes and the sources of inflation uncertainty", *Journal of Money, Credit and Banking*, 25, 3 (August, part 2), 475-511.
- Fountas, S., and M. Karanasos (2006), "Inflation, output growth, and nominal and real uncertainty: empirical evidence for the G7", *Journal of International Money and Finance*, forthcoming.
- Fountas, S., Ioannidis, A. and M. Karanasos (2004), "Inflation, inflation uncertainty and a common European monetary policy", *Manchester School*, 72, 2, 221-242.
- Friedman, M. (1977), "Nobel Lecture: Inflation and Unemployment", *Journal of Political Economy*, 85, 451-472.
- Glosten, L., Jagannathan, R. and D. Runkle (1993), "On the relation between the expected value and the volatility of the normal excess return on stocks", *Journal of Finance*, 48, 1779-1801.
- Grier, K.B. and M.J. Perry (1998), "On inflation and inflation uncertainty in the G7 countries", *Journal of International Money and Finance*, 17, 671-689.
- Grier, K.B. and M.J. Perry (2000), "The effects of real and nominal uncertainty on inflation and output growth: some GARCH-M evidence", *Journal of Applied Econometrics*, 15, 45-58.
- Heinemann, F. and K. Ullrich (2004), "The impact of EMU on inflation expectations", Discussion Paper no. 04-01, Centre for European Economic Research (ZEW).

- Kontonikas, A. (2004), "Inflation and inflation uncertainty in the United Kingdom, evidence from GARCH modelling", *Economic Modelling*, 21, 525-543.
- Kwiatkowski, D., P. C. B. Phillips, P. Schmidt, and Y. Shin (1992), "Testing the null hypothesis of stationarity against the alternative of a unit root", *Journal of Econometrics*, 54, 159-178.
- Nelson, D.B. (1991), "Conditional heteroskedasticity in asset returns: a new approach", *Econometrica*, 59, 347-370.
- Newey, W.K. and K.D. West (1994), "Automatic lag selection in covariance matrix estimation", *Review of Economic Studies*, 61, 4, 631-653.
- Pagan, A. (1984), "Econometric issues in the analysis of regressions with generated regressors", *International Economic Review*, 25, 221-247.
- Rapach, D., and C. Weber (2004), "Are real interest rates nonstationary? New evidence from tests with good size and power", *Journal of Macroeconomics*, 26, 409-430.
- Rudebusch, G. and L. Svensson (1999), "Eurosysteem monetary targeting: Lessons from U.S. data", Mimeo.
- Trichet, J.-C. (2004), "Testimony before the Committee on Economic and Monetary Affairs of the European Parliament (introductory statement).
- Wilfling, B.(2004), "Measuring FX market perceptions of EMU via regime-switching models". Mimeo, Westfälische Wilhelms-Universität Münster, Münster, Germany.
- Wilfling, B. and W. Maennig (2001), "Exchange rate dynamics in anticipation of time-contingent regime switching: modelling the effects of a possible delay", *Journal of International Money and Finance*, 20, 91-113.
- Zakoian, J. (1994), "Threshold heteroskedastic models", *Journal of Economic Dynamics and Control*, 18, 931-944.

TABLES AND FIGURES

Table 1: Unit root tests, 1972-2004

Countries	ADF test statistic		KPSS test statistic	
	Constant	Constant and Trend	Constant	Constant and Trend
Germany	-2.319	-2.605	2.235 ***	0.244 ***
Italy	-1.144	-3.375 *	1.999 ***	0.273 ***
France	-1.461	-2.896	1.646 ***	0.385 ***
Spain	-1.006	-2.751	3.222 ***	0.451 ***
Portugal	-1.579	-3.568 **	2.634 ***	0.277 ***
Greece	-2.006	-2.704	1.845 ***	0.34 ***
Ireland	-1.595	-2.539	2.232 ***	0.262 ***
Finland	-1.181	-3.132	2.037 ***	0.222 ***
Belgium	-1.929	-2.765	2.121 ***	0.265 ***
Netherlands	-1.787	-1.965	2.578 ***	0.864 ***
Luxembourg	-2.438	-2.523	3.195 ***	0.304 ***
Austria	-2.369	-2.684	3.282 ***	0.301 ***

Note:

- (a) The number of lagged difference terms in the regressions was chosen by the modified Akaike criterion in the ADF regressions. The Andrews bandwidth was used in the KPSS regressions.
(b) The reported ADF statistics test the null hypothesis that inflation contains a unit root. The reported KPSS statistics test the null hypothesis that inflation is stationary.
(c) ***, **, * indicate rejection of the null hypothesis at 1, 5, 10 % level of significance.

Table 2: Robust estimates of Eq. (11), 1980-2004

Parameter	Germany		France		Italy		Spain	
	Steady-state uncertainty	Short-run uncertainty	Steady-state uncertainty	Short-run uncertainty	Steady-state uncertainty	Short-run uncertainty	Steady-state uncertainty	Short-run uncertainty
γ_0	-0.001	0.0002	-0.0004	0.008	0.002	-0.003	0.004 *	-0.001
γ_1	0.002	-0.00006	0.001	-0.020	0.031 *	0.003	0.130	0.003
γ_2	0.009	0.1 ***	0.049 **	0.329 *	0.099 *	-0.039	-0.004	0.029
γ_3	-0.015 *	-0.106 **	-0.045 **	0.047	-0.235 **	0.041	-1.187 ***	-0.037
R^2	0.044	0.225	0.215	0.084	0.165	0.052	0.22	0.032
σ_θ	0.013	0.05	0.021	0.317	0.078	0.049	0.674	0.076
Wald F-stat $\gamma_2 + \gamma_3 = 0$	-	0.053	10.352 ***	-	3.306 *	-	-	-

Parameter	Portugal		Greece		Ireland		Finland	
	Steady-state uncertainty	Short-run uncertainty	Steady-state uncertainty	Short-run uncertainty	Steady-state uncertainty	Short-run uncertainty	Steady-state uncertainty	Short-run uncertainty
γ_0	0.0001	-0.007	0.001	-0.009	-0.0001	-0.005	-0.0003	-0.002
γ_1	0.002	0.004	-0.001	0.009	0.0001	0.008	0.0001	0.004
γ_2	0.023 ***	0.052 *	-0.0004	0.038 *	-0.00002	0.109 **	0.0025	0.001
γ_3	0.005	-0.028	-0.005 ***	-0.036 *	0.0007 ***	-0.107 **	0.0012	-0.011
R^2	0.177	0.054	0.076	0.092	0.101	0.115	0.028	0.019
σ_θ	0.042	0.169	0.007	0.106	0.002	0.338	0.007	0.026
Wald F-stat $\gamma_2 + \gamma_3 = 0$	-	-	-	0.049	-	0.02	-	-

Parameter	Belgium		Netherlands		Luxembourg		Austria	
	Steady-state uncertainty	Short-run uncertainty	Steady-state uncertainty	Short-run uncertainty	Steady-state uncertainty	Short-run uncertainty	Steady-state uncertainty	Short-run uncertainty
γ_0	-0.0003	-0.0004	0.0005	-0.00001	0.00007	-0.002	0.0005	0.0002
γ_1	0.001	0.001	0.0002	0.0002	0.002	0.002	0.002 **	0.0001
γ_2	0.013 ***	-0.011	-0.024	-0.03	0.025 *	0.001	0.004 ***	0.002
γ_3	-0.01 ***	0.008	0.020	0.066	-0.026 *	-0.002	-0.004 **	-0.0002
R^2	0.136	0.03	0.033	0.071	0.033	0.001	0.133	0.005
σ_θ	0.01	0.02	0.041	0.045	0.048	0.037	0.004	0.014
Wald F-stat $\gamma_2 + \gamma_3 = 0$	34.313 ***	-	-	-	0.188	-	0.002	-

Note:

- (a) σ_θ represents the standard deviation of the regression's residuals.
(b) ***, **, * indicate the 1, 5, 10 % level of significance.

Table 3(a): Bai-Perron endogenous break test, short-run uncertainty, 1980-2004

Countries	Number of breaks	Break dates	Sum of Squared Residuals	BIC
Germany	1	1993.03	0.731	-5.93
	2	1988.03 , 1993.03	0.598	-6.1
	3	1988.03 , 1993.03 , 1998.03	0.595	-6.06
Italy	1	1984.12	0.695	-5.98
	2	1984.12 , 1989.12	0.694	-5.95
	3	1984.12 , 1989.12 , 1995.07	0.693	-5.91
France	1	1990.11	28.54	-2.27
	2	1991.12 , 1999.11	26.61	-2.3
	3	1986.12 , 1991.12 , 1999.11	26.29	-2.28
Spain	1	1986.05	1.61	-5.14
	2	1986.04, 1991.06	1.60	-5.11
	3	1986.04, 1991.06 , 1997.01	1.60	-5.07
Portugal	1	1985.05	8.11	-3.53
	2	1985.04 , 1991.01	7.99	-3.51
	3	1985.04 , 1990.05 , 1997.05	7.95	-3.47
Greece	1	1985.12	2.94	-4.54
	2	1985.12 , 1994.10	2.91	-4.51
	3	1985.12 , 1994.10 , 1999.11	2.88	-4.48
Ireland	1	1985.04	29.68	-2.23
	2	1985.04 , 1999.02	29.46	-2.2
	3	1985.04 , 1993.01 , 1999.02	29.44	-2.16
Finland	1	1997.01	0.21	-7.18
	2	1986.06 , 1995.01	0.2	-7.16
	3	1986.06 , 1994.07 , 1999.10	0.2	-7.12
Belgium	1	1985.07	0.11	-7.78
	2	1990.10, 1997.11	0.11	-7.77
	3	1985.07 , 1990.11 , 1985.07	0.11	-7.74
Netherlands	1	1989.03	0.48	-6.342
	2	1985.05 , 1991.06	0.47	-6.343
	3	1985.05 , 1990.05 , 1999.06	0.46	-6.32
Luxembourg	1	1999.02	0.37	-6.61
	2	1994.02 , 1999.02	0.31	-6.73
	3	1985.06 , 1994.02 , 1999.02	0.31	-6.7
Austria	1	1985.03	0.05	-8.47
	2	1985.06 , 1993.08	0.06	-8.44
	3	1985.04 , 1991.01 , 1996.04	0.06	-8.4

Note:

(a) BIC denotes the Bayesian Information Criterion.

(b) The following specification is assumed in the Bai-Perron test: $\Delta H_{t+1} = \delta_0 + \delta_1 \Delta \pi_t + \nu_{t+1}$

Table 3(b): Bai-Perron endogenous break test, steady-state uncertainty, 1980-2004

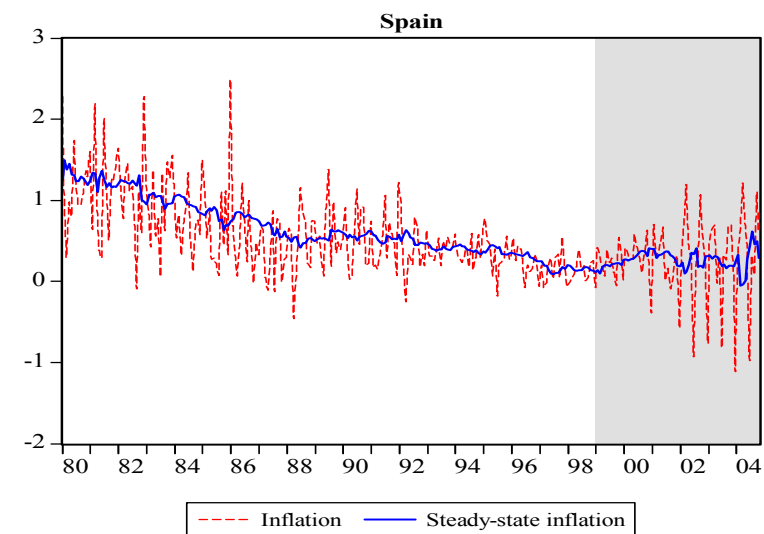
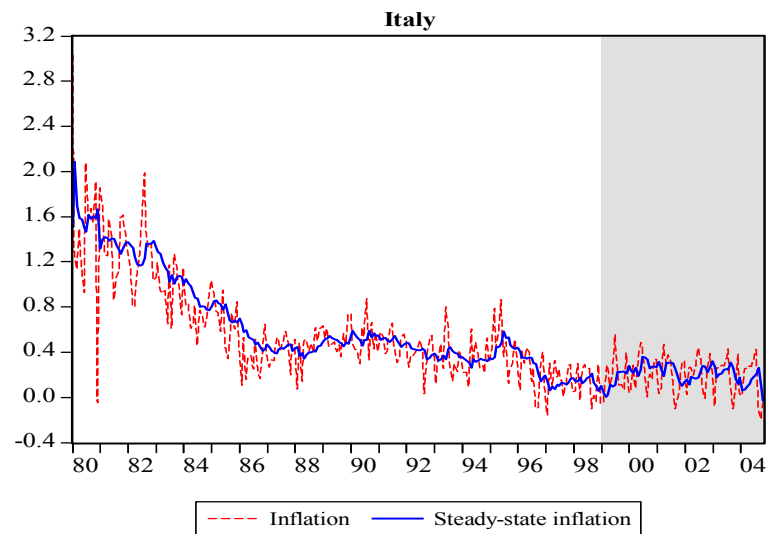
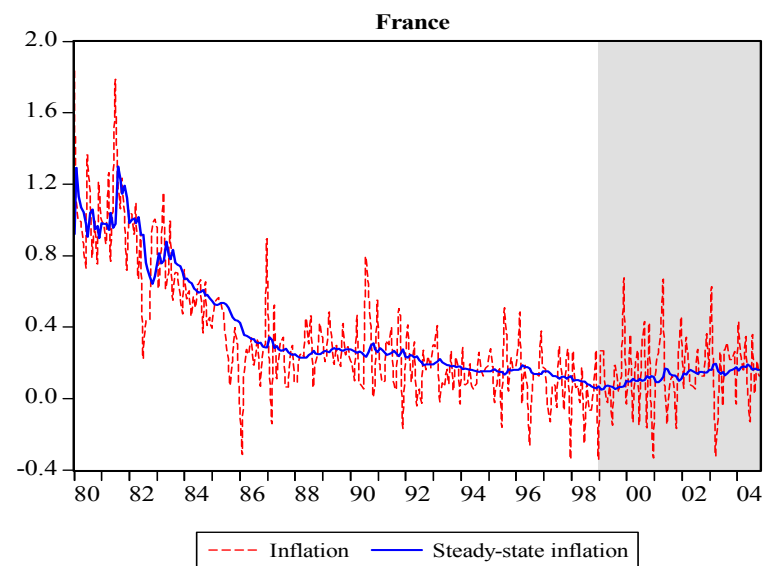
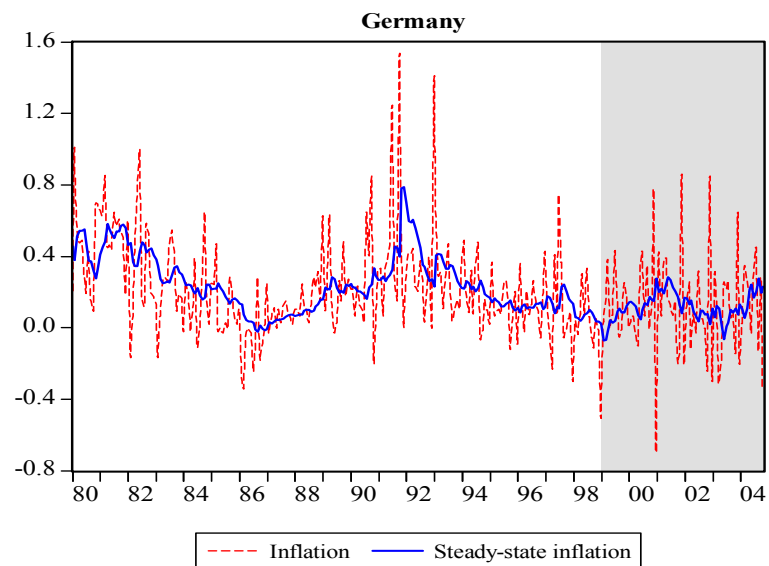
Countries	Number of breaks	Break dates	Sum of Squared Residuals	BIC
Germany	1	1992.01	0.04	-8.71
	2	1987.01 , 1992.01	0.04	-8.7
	3	1987.01 , 1992.01 , 1998.02	0.04	-8.67
Italy	1	1984.12	1.76	-5.05
	2	1984.12 , 1999.11	1.65	-5.08
	3	1984.12 , 1994.11 , 1999.11	1.65	-5.04
France	1	1984.12	0.09	-8.02
	2	1984.12 , 1989.12	0.09	-7.98
	3	1984.12 , 1989.12 , 1999.03	0.09	-7.94
Spain	1	1999.11	133.16	-0.73
	2	1994.10 , 1994.11	133.14	-0.69
	3	1989.09 , 1994.10 , 1999.11	133.12	-0.65
Portugal	1	1985.01	0.52	-6.27
	2	1985.01 , 1999.11	0.51	-6.24
	3	1985.01 , 1999.01	0.51	-6.21
Greece	1	1997.10	0.01	-9.93
	2	1992.08 , 1997.10	0.01	-9.91
	3	1986.06 , 1992.08 , 1997.10	0.01	-9.88
Ireland	1	1985.09	0.005	-13.18
	2	1985.09 , 1997.02	0.0004	-13.28
	3	1985.09 , 1992.02 , 1997.02	0.0004	-13.26
Finland	1	1985.11	0.02	-9.75
	2	1985.11 , 1995.08	0.01	-9.72
	3	1985.11 , 1991.04 , 1997.09	0.01	-9.68
Belgium	1	1984.12	0.03	-9.22
	2	1984.12 , 1991.10	0.03	-9.18
	3	1984.12 , 1989.12 , 1994.12	0.03	-9.14
Netherlands	1	1987.02	0.44	-6.43
	2	1987.02 , 1992.02	0.43	-6.41
	3	1987.02 , 1992.02 , 1999.11	0.43	-6.37
Luxembourg	1	1984.12	0.65	-6.04
	2	1984.12 , 1999.02	0.65	-6.01
	3	1984.12 , 1991.05 , 1999.07	0.65	-5.97
Austria	1	1999.01	0.006	-10.74
	2	1991.12 , 1997.02	0.006	-10.72
	3	1984.12 , 1991.12 , 1997.02	0.006	-10.71

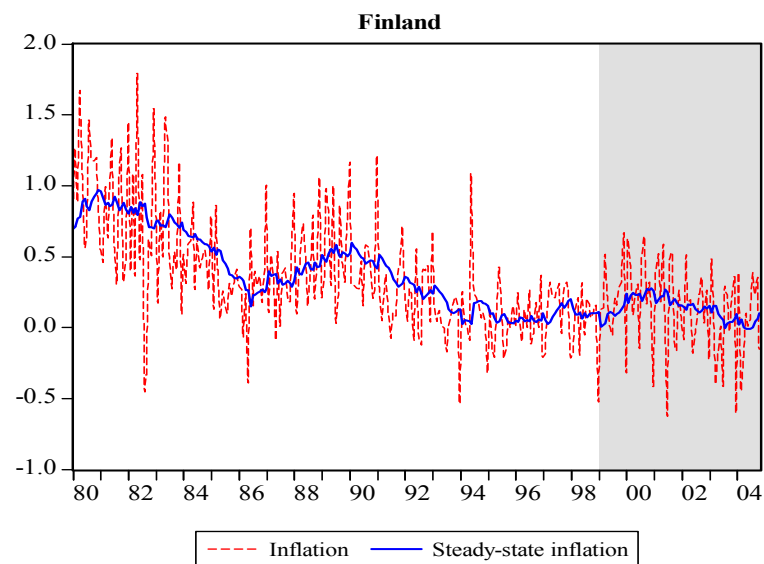
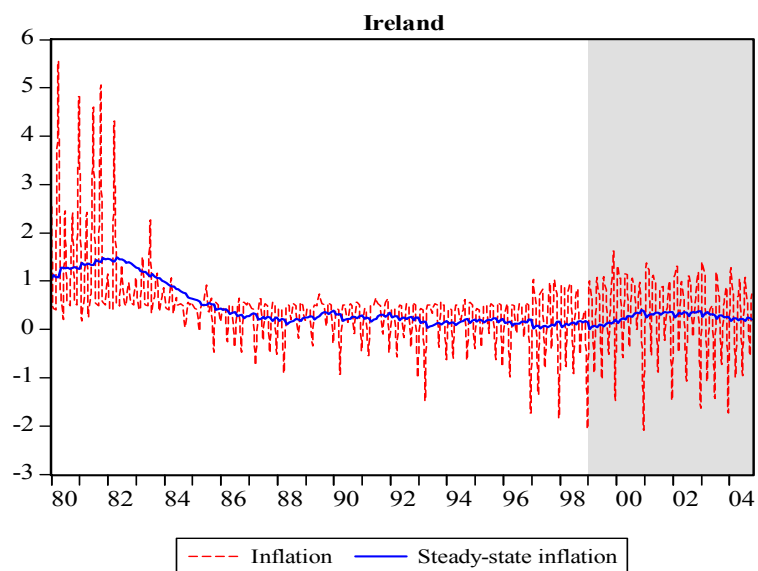
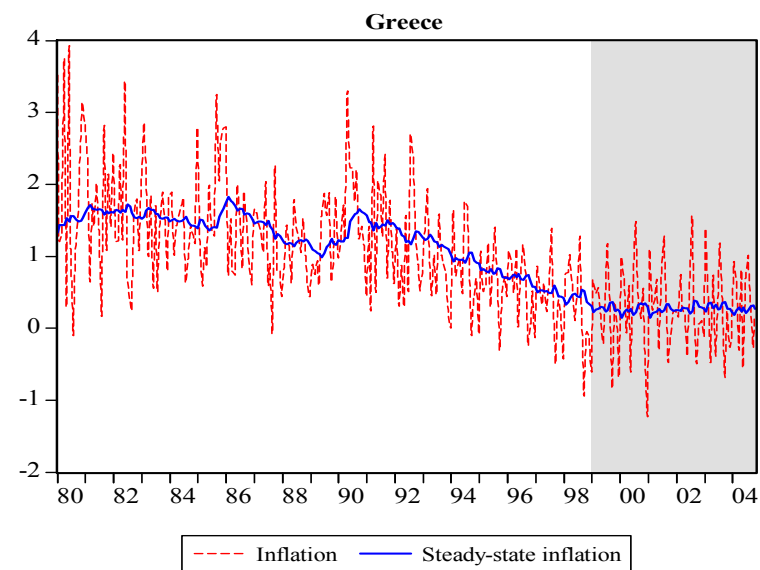
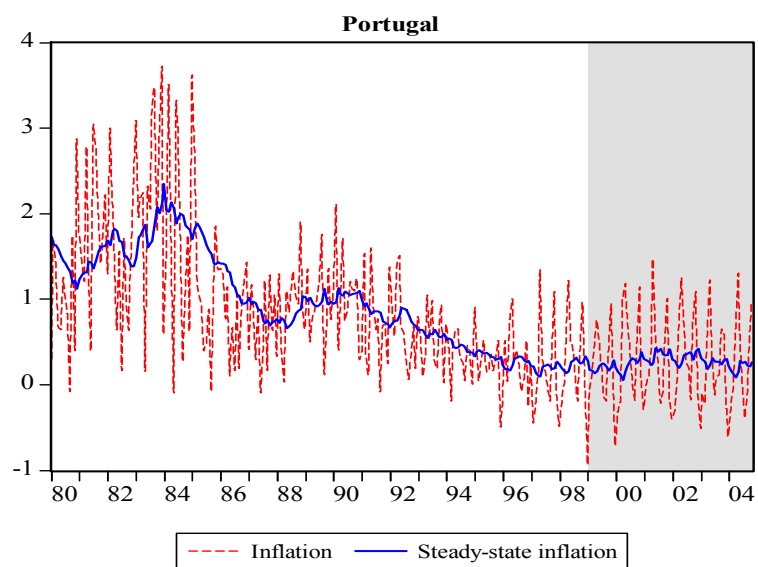
Note:

(a) BIC denotes the Bayesian Information Criterion.

(b) The following specification is assumed in the Bai-Perron test: $\Delta\sigma_t^2(\pi_{t+1}^*) = \delta_0 + \delta_1\Delta\pi_t + \nu_{t+1}$

Figure 1: Actual inflation and steady-state inflation, 1980-2004.





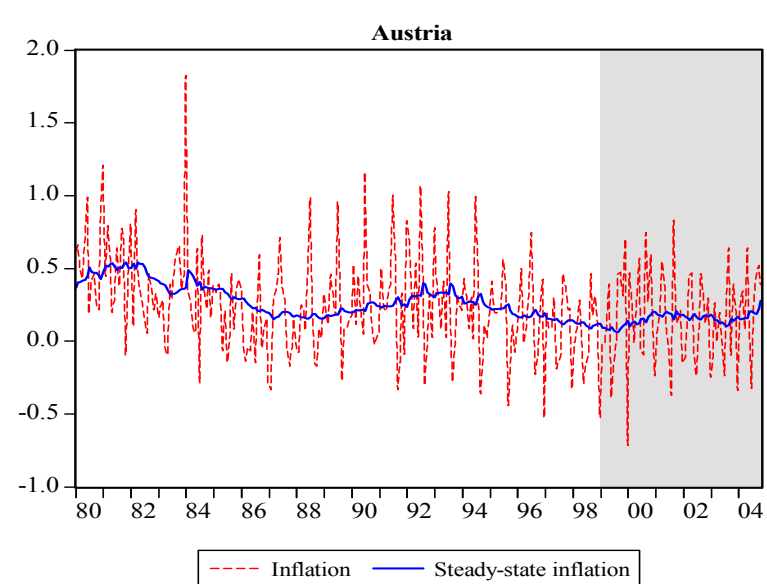
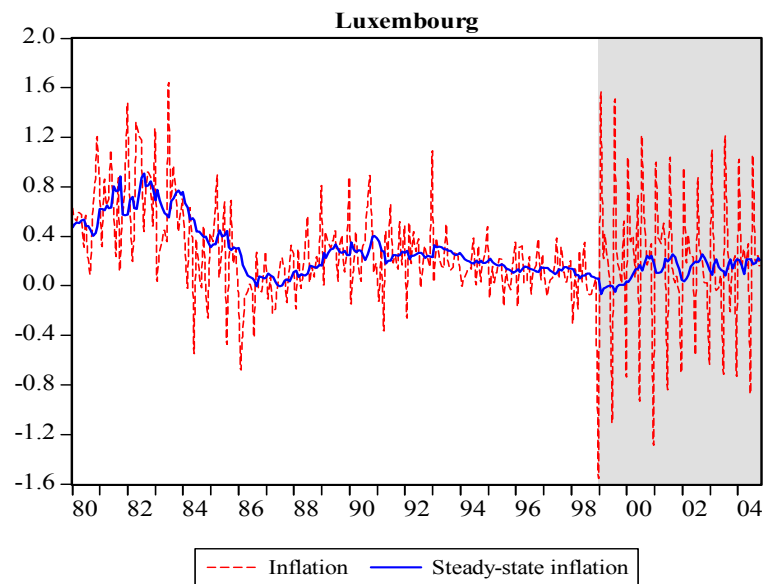
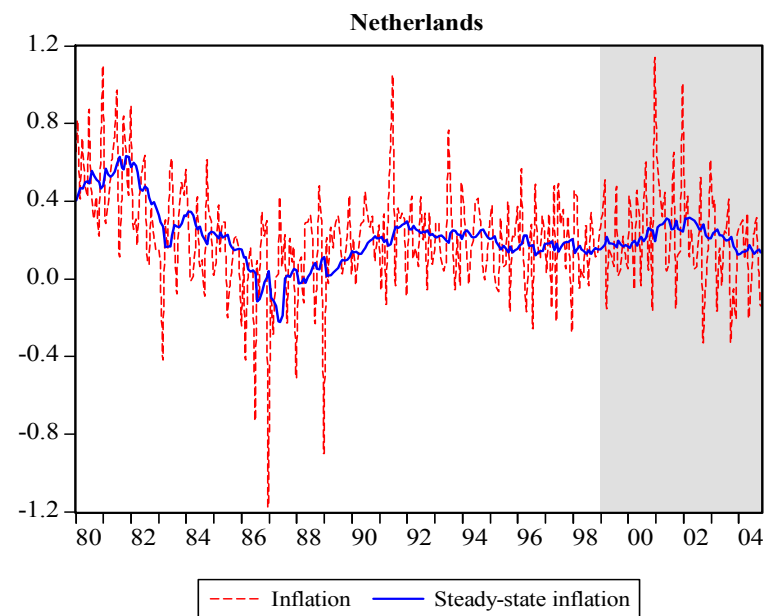
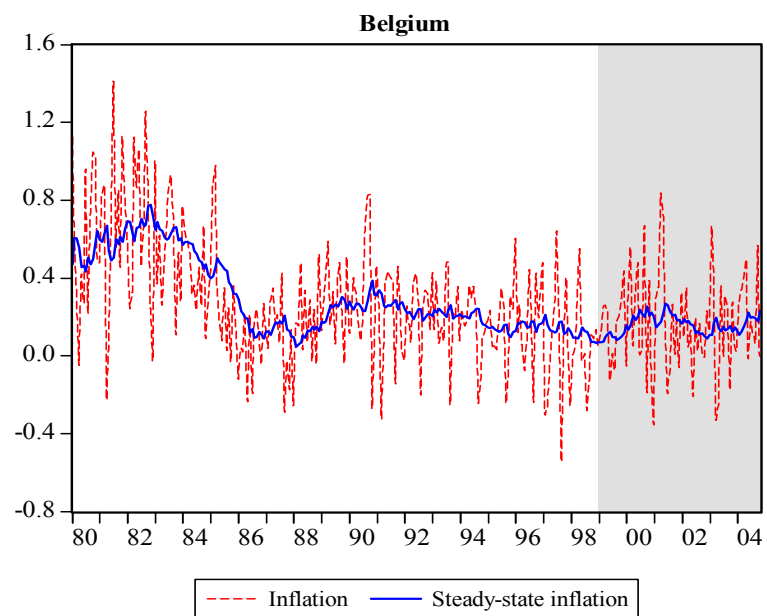
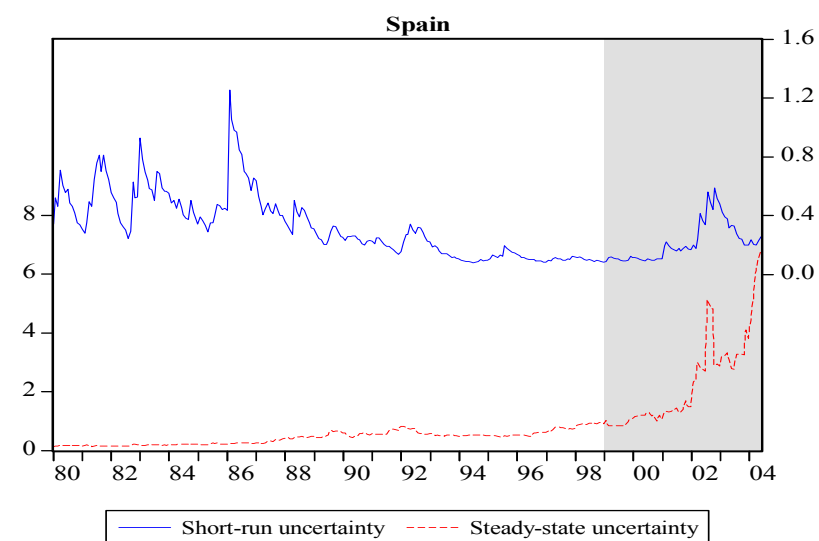
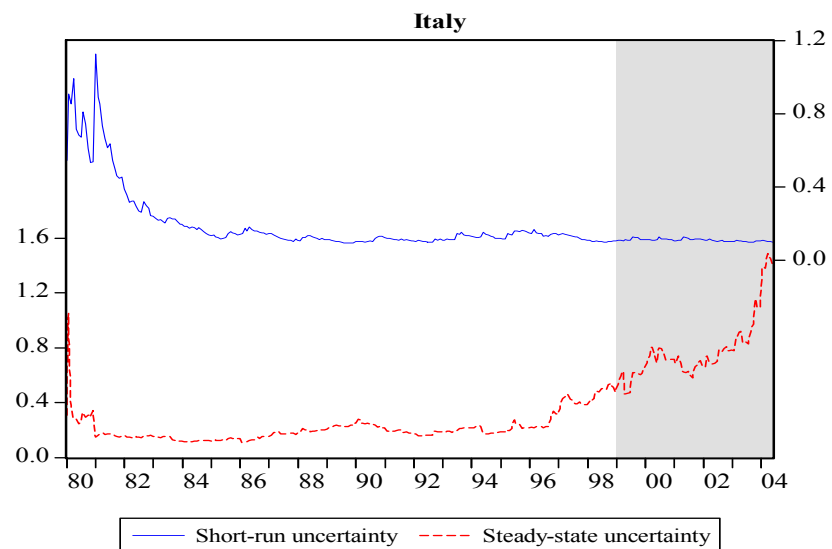
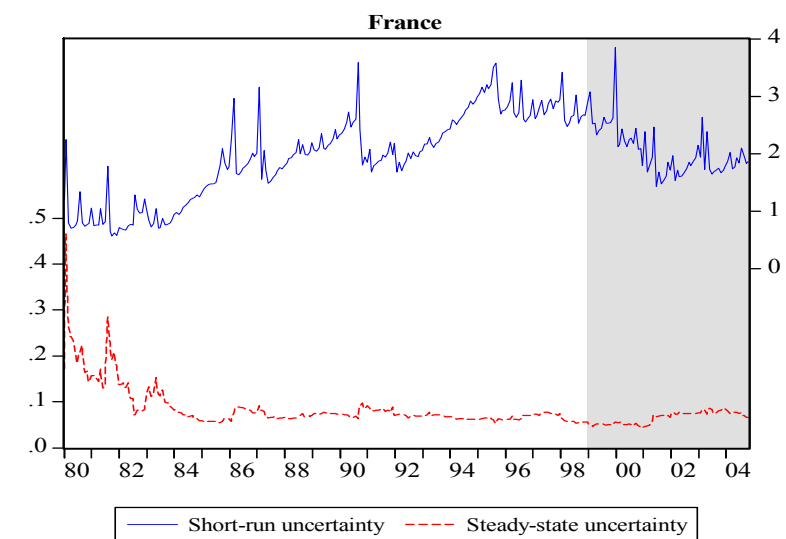
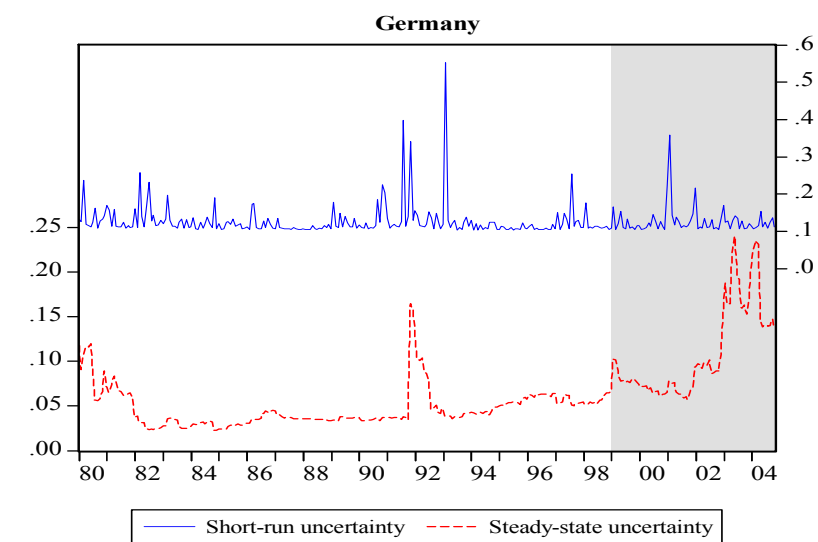
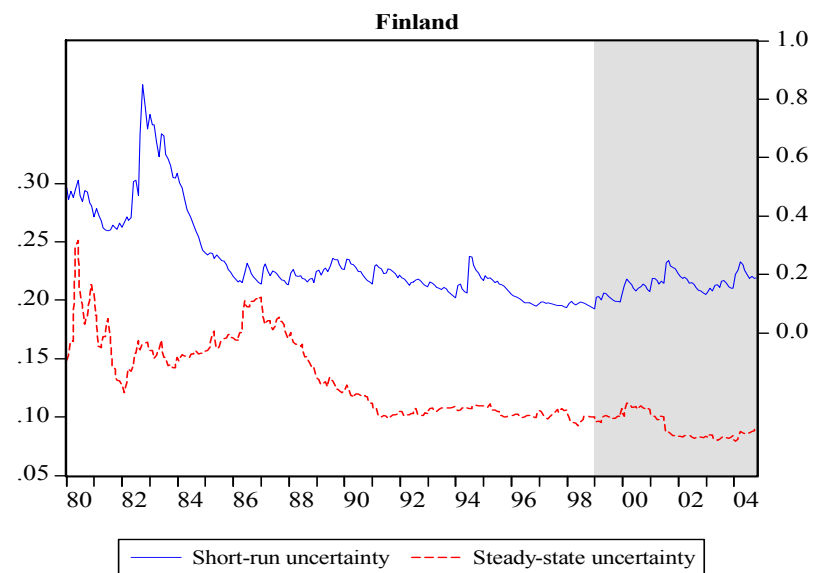
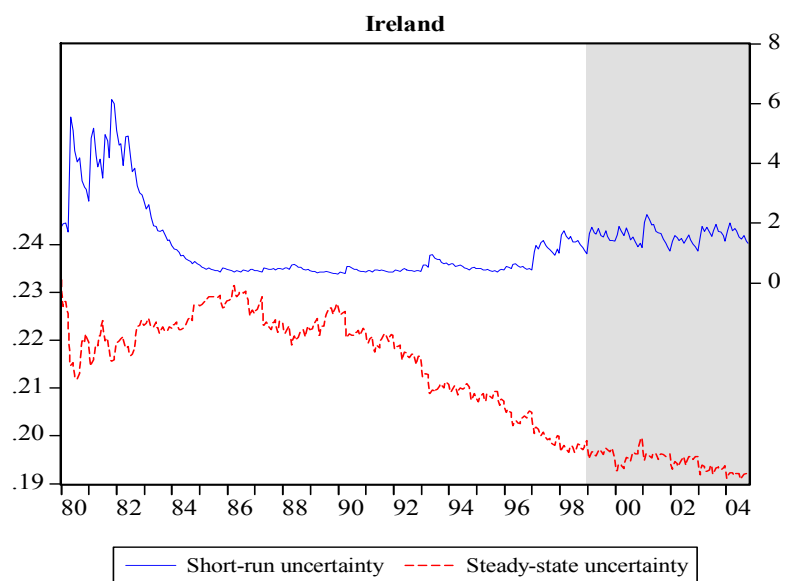
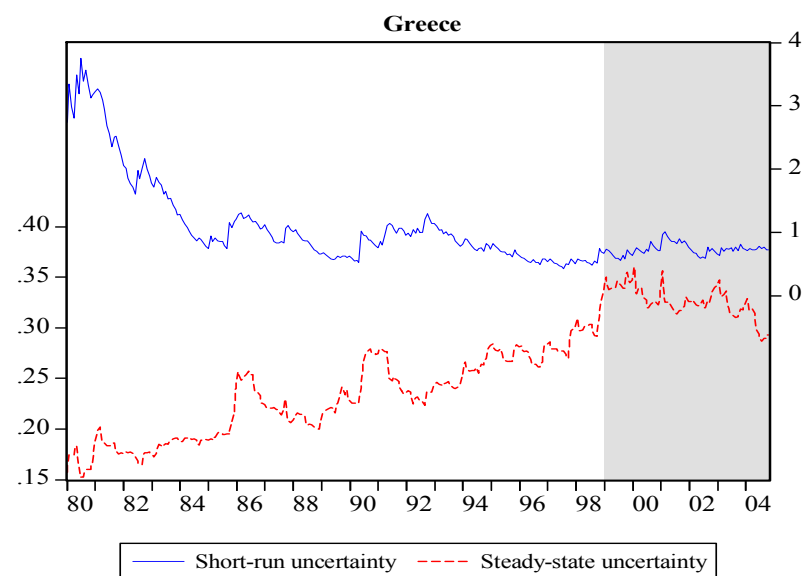
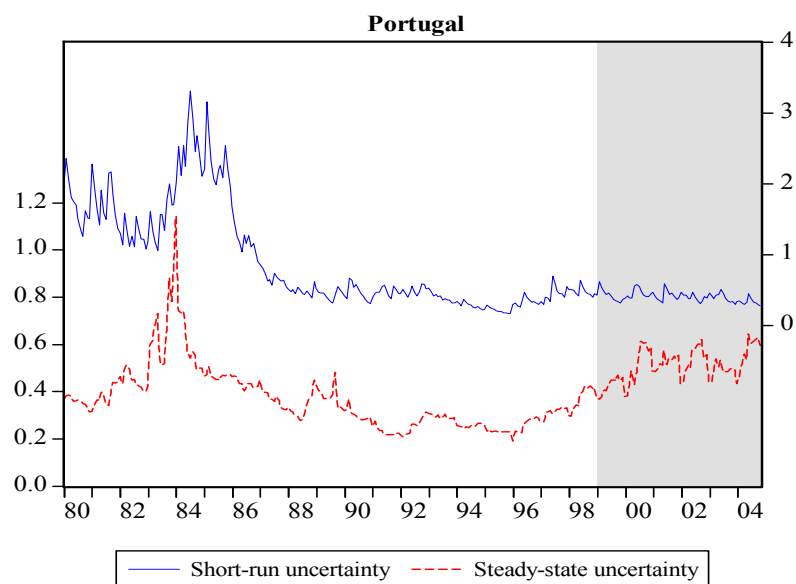


Figure 2: Short-run and steady-state inflation uncertainty, 1980-2004.





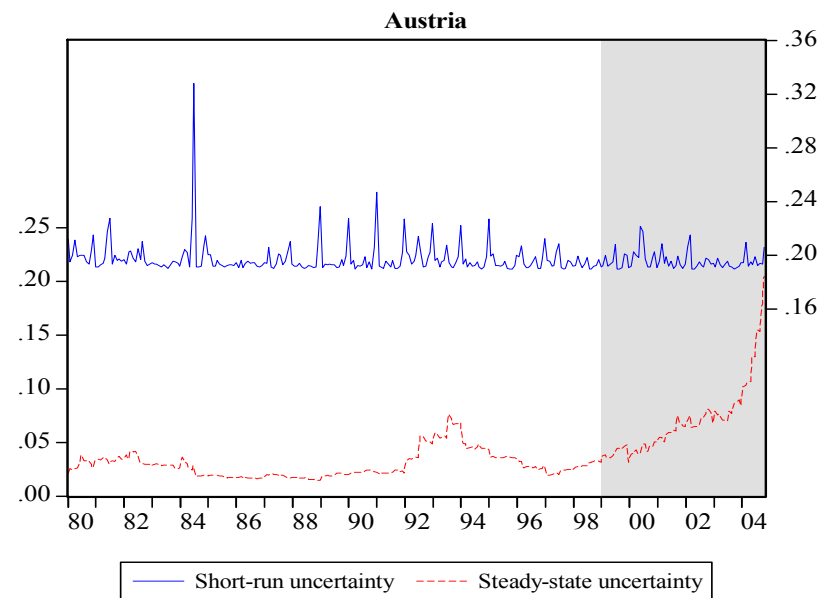
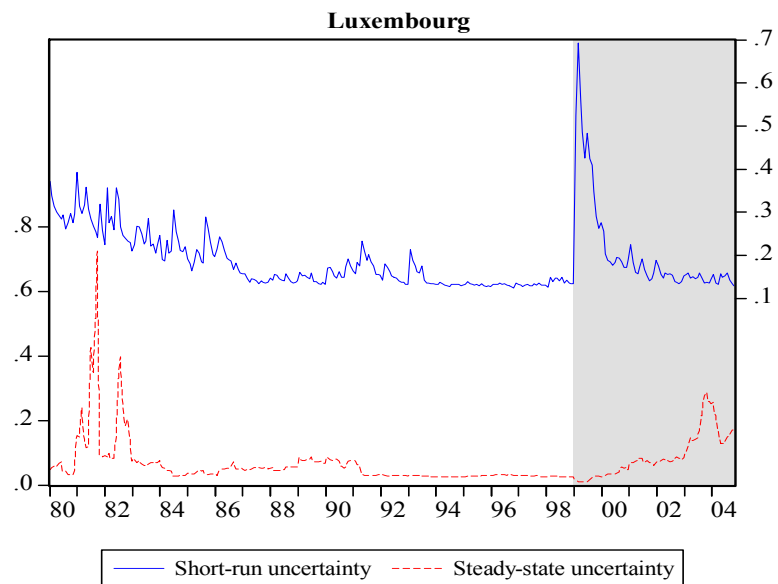
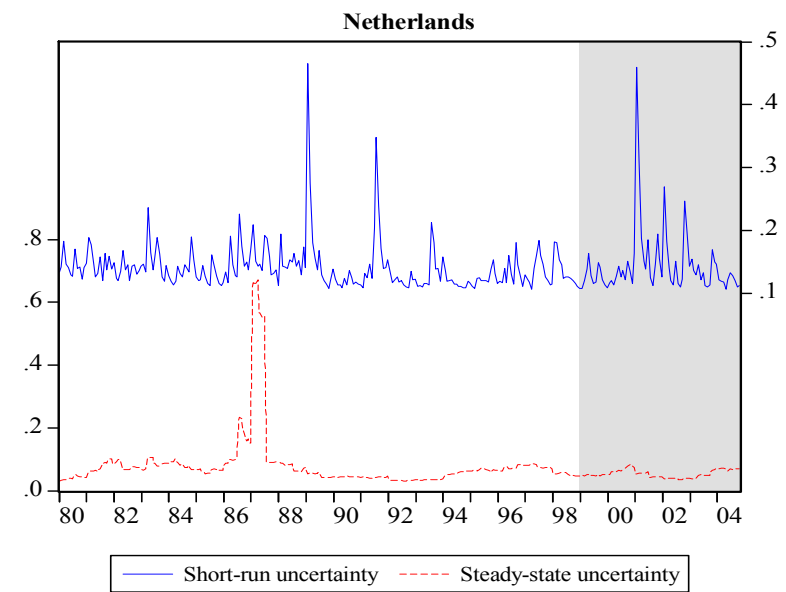
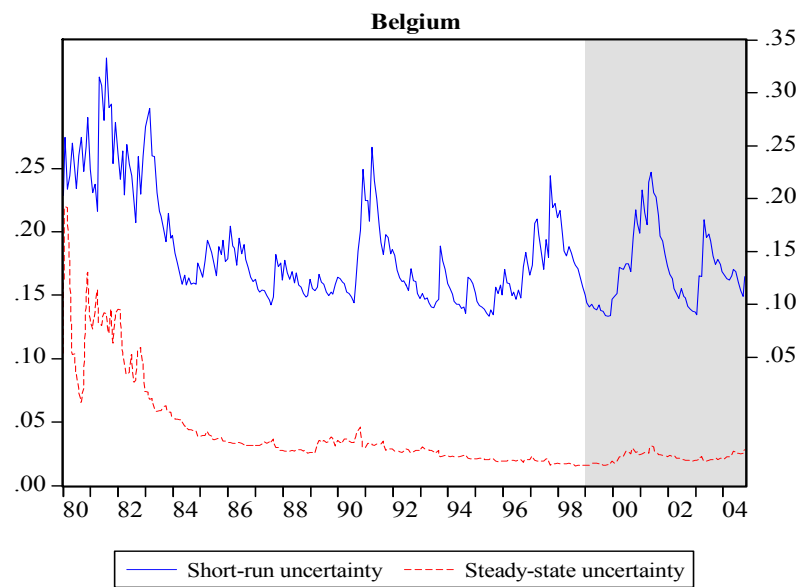
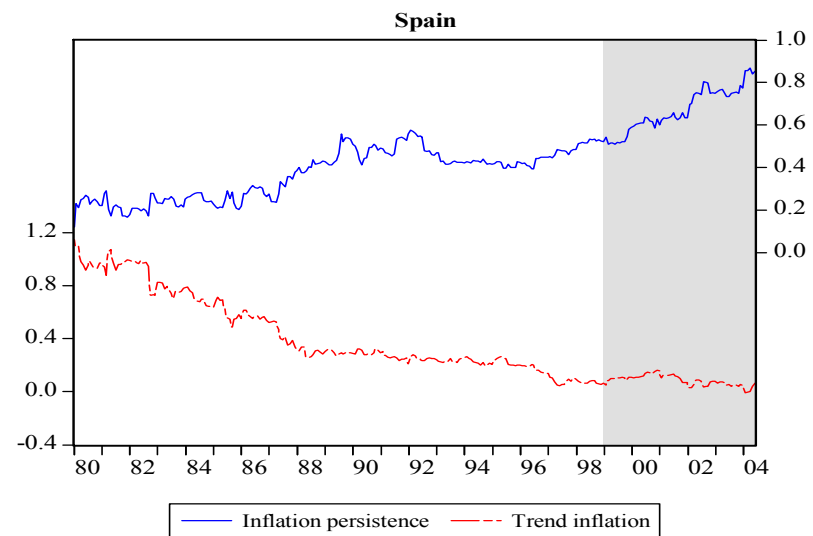
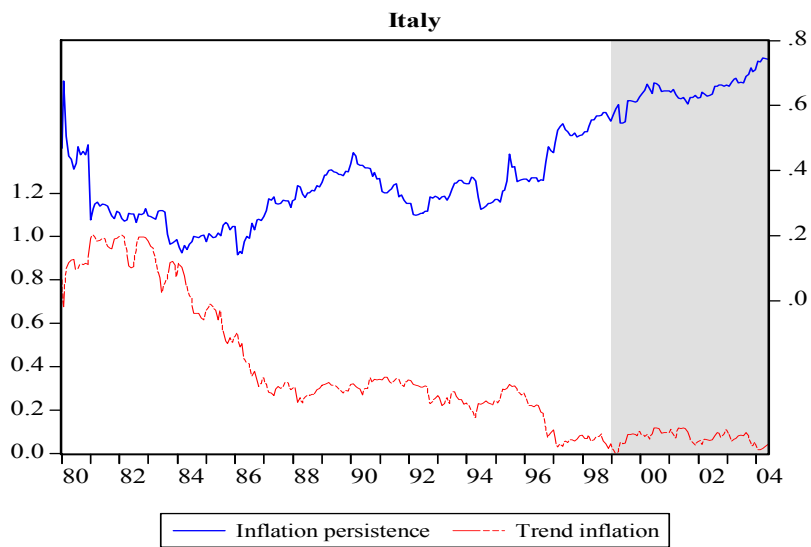
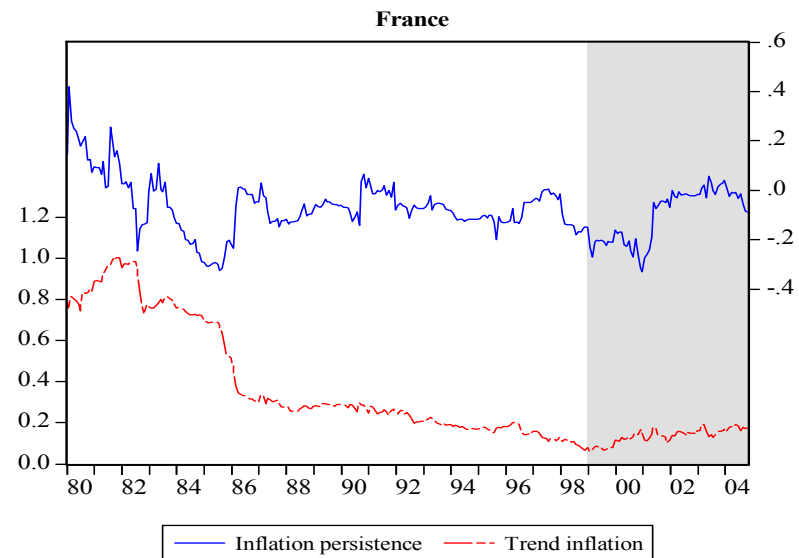
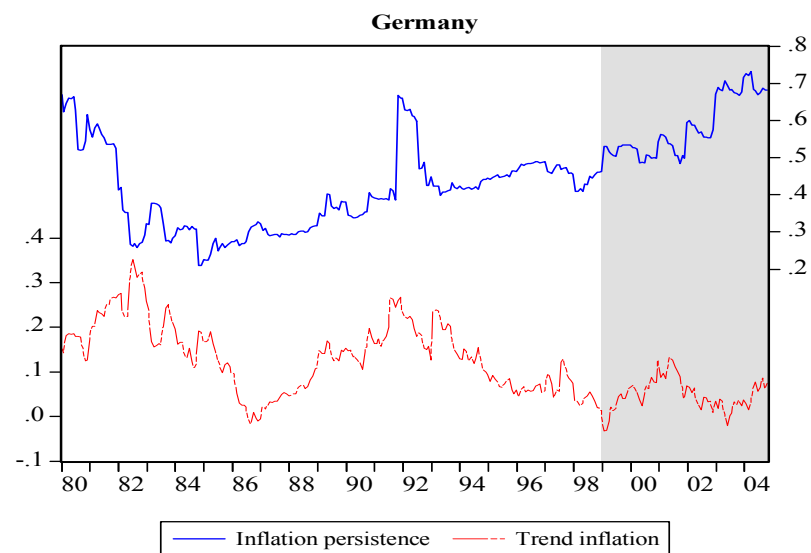
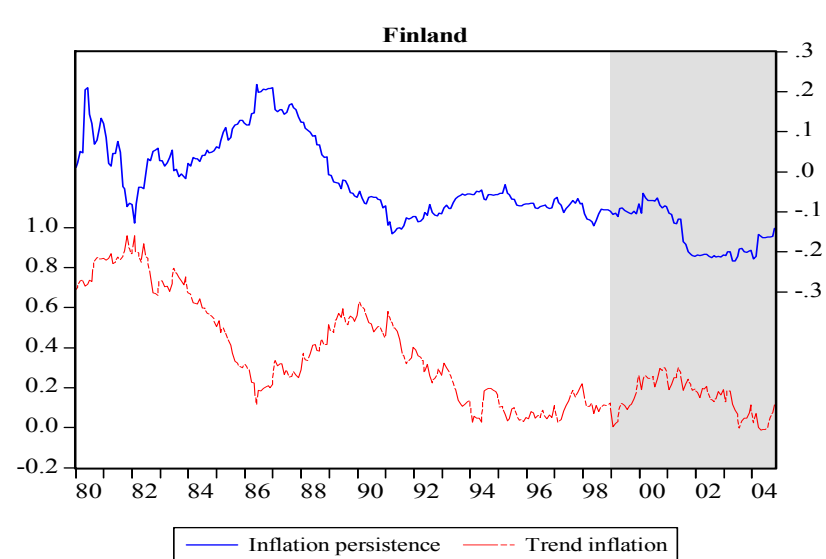
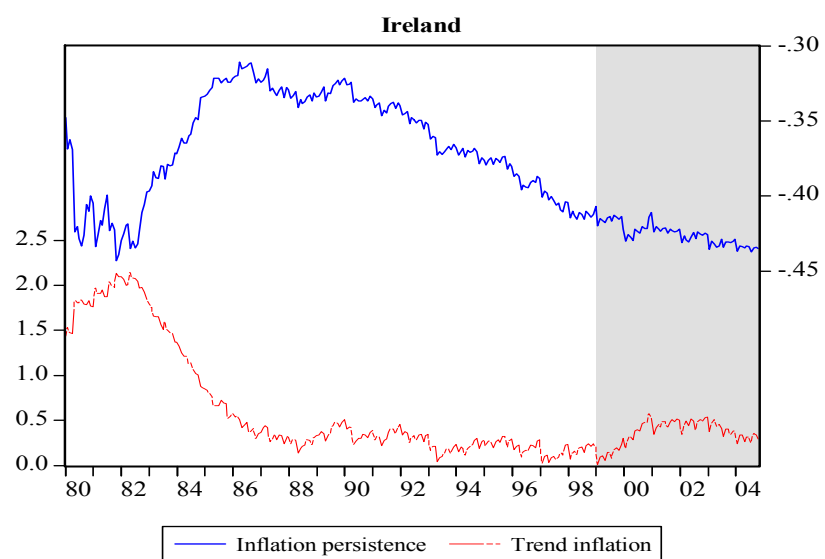
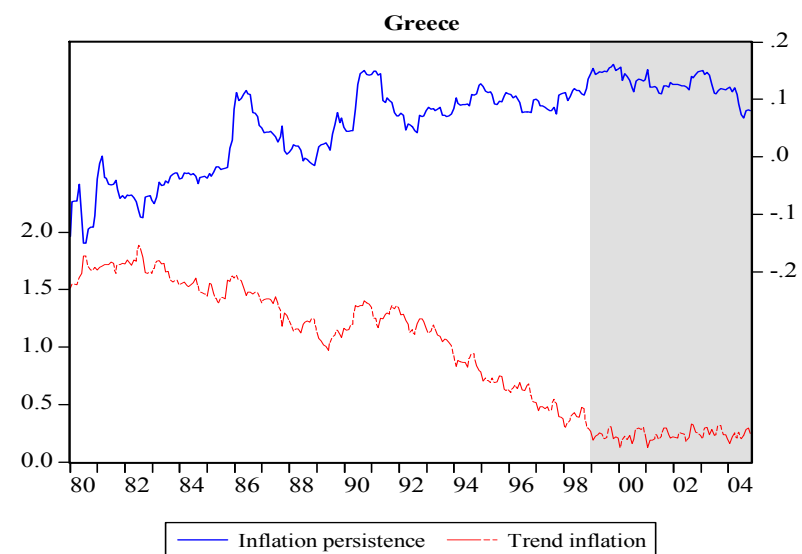
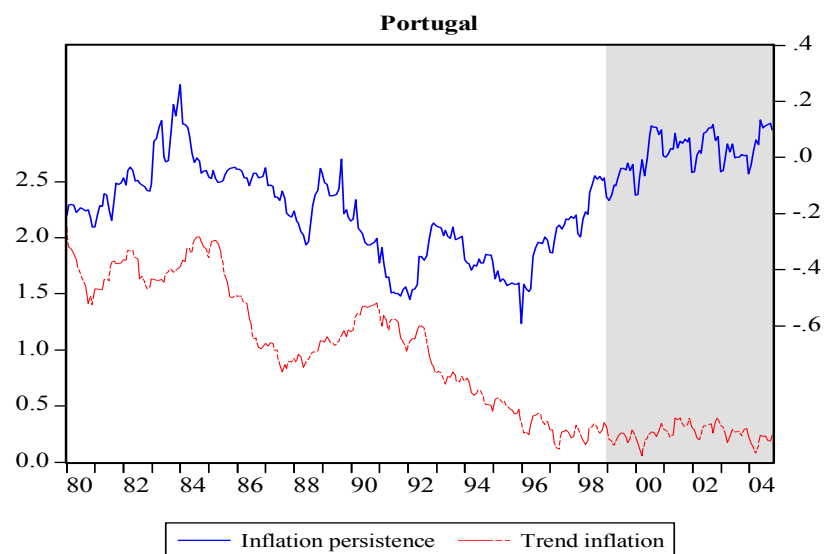
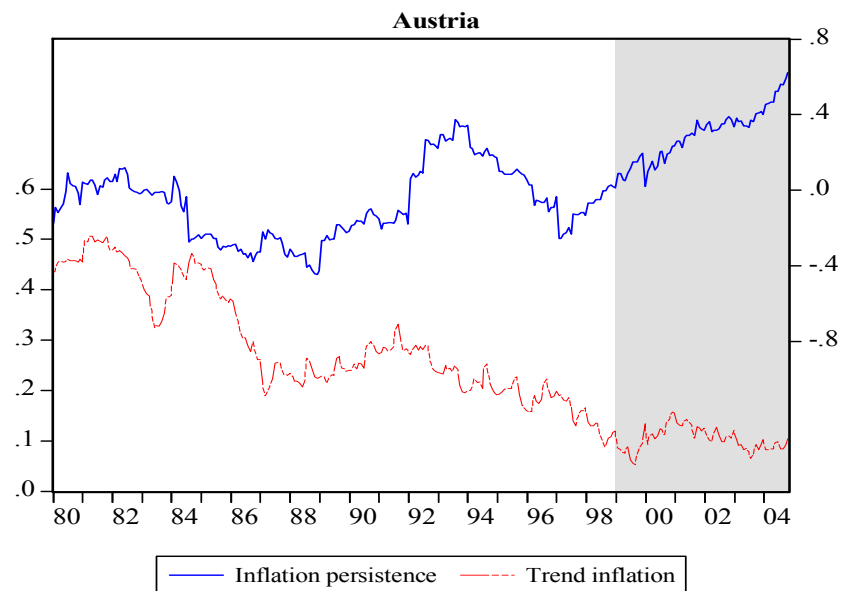
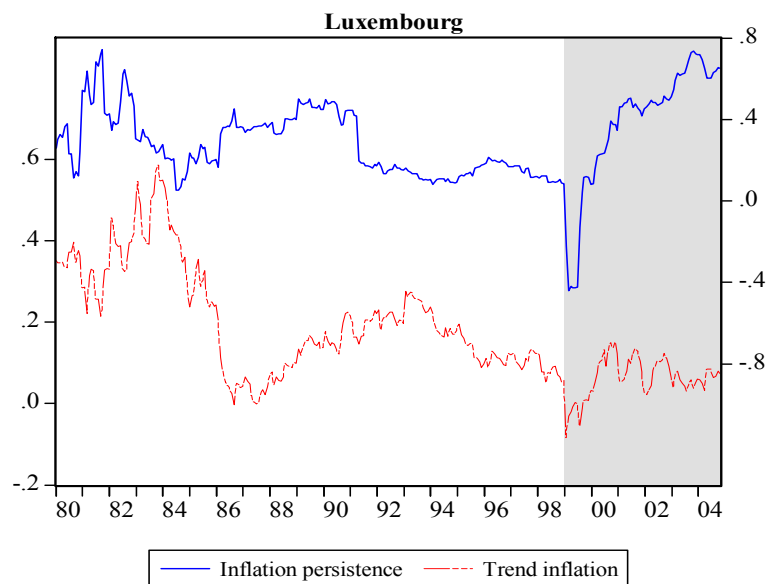
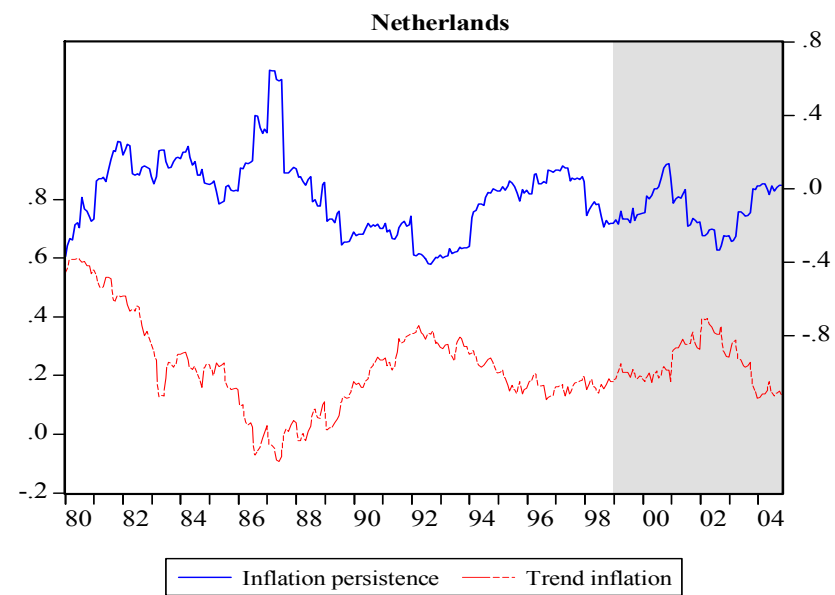
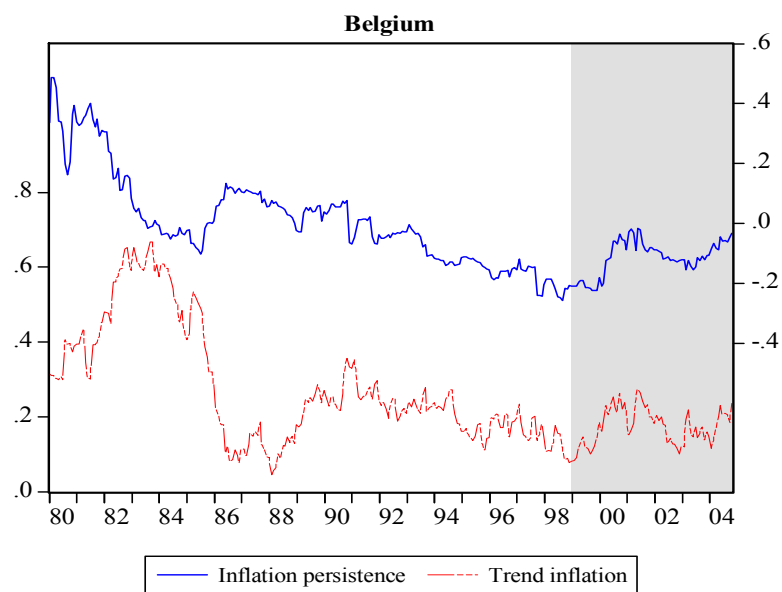


Figure 3: Inflation persistence and trend inflation, 1980-2004.







CESifo Working Paper Series

(for full list see www.cesifo-group.de)

- 1780 Gregory Ponthiere, Growth, Longevity and Public Policy, August 2006
- 1781 Laszlo Goerke, Corporate and Personal Income Tax Declarations, August 2006
- 1782 Florian Englmaier, Pablo Guillén, Loreto Llorente, Sander Onderstal and Rupert Sausgruber, The Chopstick Auction: A Study of the Exposure Problem in Multi-Unit Auctions, August 2006
- 1783 Adam S. Posen and Daniel Popov Gould, Has EMU had any Impact on the Degree of Wage Restraint?, August 2006
- 1784 Paolo M. Panteghini, A Simple Explanation for the Unfavorable Tax Treatment of Investment Costs, August 2006
- 1785 Alan J. Auerbach, Why have Corporate Tax Revenues Declined? Another Look, August 2006
- 1786 Hideshi Itoh and Hodaka Morita, Formal Contracts, Relational Contracts, and the Holdup Problem, August 2006
- 1787 Rafael Lalive and Alejandra Cattaneo, Social Interactions and Schooling Decisions, August 2006
- 1788 George Kapetanios, M. Hashem Pesaran and Takashi Yamagata, Panels with Nonstationary Multifactor Error Structures, August 2006
- 1789 Torben M. Andersen, Increasing Longevity and Social Security Reforms, August 2006
- 1790 John Whalley, Recent Regional Agreements: Why so many, why so much Variance in Form, why Coming so fast, and where are they Headed?, August 2006
- 1791 Sebastian G. Kessing and Kai A. Konrad, Time Consistency and Bureaucratic Budget Competition, August 2006
- 1792 Bertil Holmlund, Qian Liu and Oskar Nordström Skans, Mind the Gap? Estimating the Effects of Postponing Higher Education, August 2006
- 1793 Peter Birch Sørensen, Can Capital Income Taxes Survive? And Should They?, August 2006
- 1794 Michael Kosfeld, Akira Okada and Arno Riedl, Institution Formation in Public Goods Games, September 2006
- 1795 Marcel Gérard, Reforming the Taxation of Multijurisdictional Enterprises in Europe, a Tentative Appraisal, September 2006

- 1796 Louis Eeckhoudt, Béatrice Rey and Harris Schlesinger, A Good Sign for Multivariate Risk Taking, September 2006
- 1797 Dominique M. Gross and Nicolas Schmitt, Why do Low- and High-Skill Workers Migrate? Flow Evidence from France, September 2006
- 1798 Dan Bernhardt, Stefan Krasa and Mattias Polborn, Political Polarization and the Electoral Effects of Media Bias, September 2006
- 1799 Pierre Pestieau and Motohiro Sato, Estate Taxation with Both Accidental and Planned Bequests, September 2006
- 1800 Øystein Foros and Hans Jarle Kind, Do Slotting Allowances Harm Retail Competition?, September 2006
- 1801 Tobias Lindhe and Jan Södersten, The Equity Trap, the Cost of Capital and the Firm's Growth Path, September 2006
- 1802 Wolfgang Buchholz, Richard Cornes and Wolfgang Peters, Existence, Uniqueness and Some Comparative Statics for Ratio- and Lindahl Equilibria: New Wine in Old Bottles, September 2006
- 1803 Jan Schnellenbach, Lars P. Feld and Christoph Schaltegger, The Impact of Referendums on the Centralisation of Public Goods Provision: A Political Economy Approach, September 2006
- 1804 David-Jan Jansen and Jakob de Haan, Does ECB Communication Help in Predicting its Interest Rate Decisions?, September 2006
- 1805 Jerome L. Stein, United States Current Account Deficits: A Stochastic Optimal Control Analysis, September 2006
- 1806 Friedrich Schneider, Shadow Economies and Corruption all over the World: What do we really Know?, September 2006
- 1807 Joerg Lingens and Klaus Waelde, Pareto-Improving Unemployment Policies, September 2006
- 1808 Axel Dreher, Jan-Egbert Sturm and James Raymond Vreeland, Does Membership on the UN Security Council Influence IMF Decisions? Evidence from Panel Data, September 2006
- 1809 Prabir De, Regional Trade in Northeast Asia: Why do Trade Costs Matter?, September 2006
- 1810 Antonis Adam and Thomas Moutos, A Politico-Economic Analysis of Minimum Wages and Wage Subsidies, September 2006
- 1811 Guglielmo Maria Caporale and Christoph Hanck, Cointegration Tests of PPP: Do they also Exhibit Erratic Behaviour?, September 2006

- 1812 Robert S. Chirinko and Hisham Foad, Noise vs. News in Equity Returns, September 2006
- 1813 Oliver Huelsewig, Eric Mayer and Timo Wollmershaeuser, Bank Behavior and the Cost Channel of Monetary Transmission, September 2006
- 1814 Michael S. Michael, Are Migration Policies that Induce Skilled (Unskilled) Migration Beneficial (Harmful) for the Host Country?, September 2006
- 1815 Eytan Sheshinski, Optimum Commodity Taxation in Pooling Equilibria, October 2006
- 1816 Gottfried Haber and Reinhard Neck, Sustainability of Austrian Public Debt: A Political Economy Perspective, October 2006
- 1817 Thiess Buettner, Michael Overesch, Ulrich Schreiber and Georg Wamser, The Impact of Thin-Capitalization Rules on Multinationals' Financing and Investment Decisions, October 2006
- 1818 Eric O'N. Fisher and Sharon L. May, Relativity in Trade Theory: Towards a Solution to the Mystery of Missing Trade, October 2006
- 1819 Junichi Minagawa and Thorsten Upmann, Labor Supply and the Demand for Child Care: An Intertemporal Approach, October 2006
- 1820 Jan K. Brueckner and Raquel Girvin, Airport Noise Regulation, Airline Service Quality, and Social Welfare, October 2006
- 1821 Sijbren Cnossen, Alcohol Taxation and Regulation in the European Union, October 2006
- 1822 Frederick van der Ploeg, Sustainable Social Spending in a Greying Economy with Stagnant Public Services: Baumol's Cost Disease Revisited, October 2006
- 1823 Steven Brakman, Harry Garretsen and Charles van Marrewijk, Cross-Border Mergers & Acquisitions: The Facts as a Guide for International Economics, October 2006
- 1824 J. Atsu Amegashie, A Psychological Game with Interdependent Preference Types, October 2006
- 1825 Kurt R. Brekke, Ingrid Koenigbauer and Odd Rune Straume, Reference Pricing of Pharmaceuticals, October 2006
- 1826 Sean Holly, M. Hashem Pesaran and Takashi Yamagata, A Spatio-Temporal Model of House Prices in the US, October 2006
- 1827 Margarita Katsimi and Thomas Moutos, Inequality and the US Import Demand Function, October 2006
- 1828 Eytan Sheshinski, Longevity and Aggregate Savings, October 2006

- 1829 Momi Dahan and Udi Nisan, Low Take-up Rates: The Role of Information, October 2006
- 1830 Dieter Urban, Multilateral Investment Agreement in a Political Equilibrium, October 2006
- 1831 Jan Bouckaert and Hans Degryse, Opt In Versus Opt Out: A Free-Entry Analysis of Privacy Policies, October 2006
- 1832 Wolfram F. Richter, Taxing Human Capital Efficiently: The Double Dividend of Taxing Non-qualified Labour more Heavily than Qualified Labour, October 2006
- 1833 Alberto Chong and Mark Gradstein, Who's Afraid of Foreign Aid? The Donors' Perspective, October 2006
- 1834 Dirk Schindler, Optimal Income Taxation with a Risky Asset – The Triple Income Tax, October 2006
- 1835 Andy Snell and Jonathan P. Thomas, Labour Contracts, Equal Treatment and Wage-Unemployment Dynamics, October 2006
- 1836 Peter Backé and Cezary Wójcik, Catching-up and Credit Booms in Central and Eastern European EU Member States and Acceding Countries: An Interpretation within the New Neoclassical Synthesis Framework, October 2006
- 1837 Lars P. Feld, Justina A.V. Fischer and Gebhard Kirchgaessner, The Effect of Direct Democracy on Income Redistribution: Evidence for Switzerland, October 2006
- 1838 Michael Rauscher, Voluntary Emission Reductions, Social Rewards, and Environmental Policy, November 2006
- 1839 Vincent Vicard, Trade, Conflicts, and Political Integration: the Regional Interplays, November 2006
- 1840 Erkki Koskela and Mikko Puhakka, Stability and Dynamics in an Overlapping Generations Economy under Flexible Wage Negotiation and Capital Accumulation, November 2006
- 1841 Thiess Buettner, Michael Overesch, Ulrich Schreiber and Georg Wamser, Taxation and Capital Structure Choice – Evidence from a Panel of German Multinationals, November 2006
- 1842 Guglielmo Maria Caporale and Alexandros Kontonikas, The Euro and Inflation Uncertainty in the European Monetary Union, November 2006