

Joyce, Joseph P.

Working Paper

Promises made, promises broken : a model of IMF program implementation

Wellesley College Working Paper, No. 2003-03

Provided in Cooperation with:

Department of Economics, Wellesley College

Suggested Citation: Joyce, Joseph P. (2003) : Promises made, promises broken : a model of IMF program implementation, Wellesley College Working Paper, No. 2003-03, Wellesley College, Department of Economics, Wellesley, MA

This Version is available at:

<https://hdl.handle.net/10419/23221>

Standard-Nutzungsbedingungen:

Die Dokumente auf EconStor dürfen zu eigenen wissenschaftlichen Zwecken und zum Privatgebrauch gespeichert und kopiert werden.

Sie dürfen die Dokumente nicht für öffentliche oder kommerzielle Zwecke vervielfältigen, öffentlich ausstellen, öffentlich zugänglich machen, vertreiben oder anderweitig nutzen.

Sofern die Verfasser die Dokumente unter Open-Content-Lizenzen (insbesondere CC-Lizenzen) zur Verfügung gestellt haben sollten, gelten abweichend von diesen Nutzungsbedingungen die in der dort genannten Lizenz gewährten Nutzungsrechte.

Terms of use:

Documents in EconStor may be saved and copied for your personal and scholarly purposes.

You are not to copy documents for public or commercial purposes, to exhibit the documents publicly, to make them publicly available on the internet, or to distribute or otherwise use the documents in public.

If the documents have been made available under an Open Content Licence (especially Creative Commons Licences), you may exercise further usage rights as specified in the indicated licence.

**PROMISES MADE, PROMISES BROKEN:
A MODEL OF IMF PROGRAM IMPLEMENTATION**

by

Joseph P. Joyce

Department of Economics
Wellesley College
Wellesley, MA 02481-8203
JJoyce@wellesley.edu

Wellesley College Department of Economics
Working Paper #2003-03
Version: October 2003

Abstract

This paper presents a model of the implementation of IMF programs, which is empirically tested with data from the period 1975-99. The IMF and the borrowing country are shown to have asymmetric evaluations of a program's discounted benefits, due to differences in the measurement of the benefits, the relevant time frame and appropriate discount rate. The model also distinguishes between a government that seeks to maximize national welfare and an autocracy that seeks only to benefit the ruling group. The results of the empirical analysis demonstrate that program implementation is affected by a country's trade openness, the ideological cohesion of the government, the duration of the political regime, and the degree of political openness.

JEL: F33, O19

Key words: IMF programs, conditionality

PROMISES MADE, PROMISES BROKEN: A MODEL OF IMF PROGRAM IMPLEMENTATION

Promises and pie-crust are made to be broken.
--Jonathan Swift, *Polite Conversation*

1. Introduction

The lending programs of the International Monetary Fund have drawn a great deal of notice and criticism in recent years.¹ The disbursement of funds to the governments that enroll in these programs is linked through a procedure known as “conditionality” to their implementation of policies specified in advance. The scope and nature of these policies have expanded in recent years, and analysts such as Goldstein (2003) have examined the consequences of this extension. The IMF released a series of reports (2001a, 2001b, 2001c) reviewing the expansion of conditionality in the last decade, and agreed that there is a need to streamline the process.

A related focus of attention has been the implementation of Fund programs. Incomplete compliance can limit the improvement in a country’s economic performance, adversely affect its reputation in the international capital markets, and leave it with a need for further assistance and more programs.² In recent years the Fund has sought to foster the concept of a country’s “ownership” of a program in order to increase the government’s sense of responsibility for the program’s completion and success.³ The IMF’s Managing Director Horst Köhler has stated that “...The Fund is streamlining conditionality with the objective of promoting greater ownership and strengthening the implementation of programs.”⁴

While the consequences of program noncompliance are widely recognized, there has been less agreement on its causes. The IMF has traditionally attributed incomplete implementation to a lack of political commitment to the program by the borrowing governments.

However, this assertion does not explain why such a commitment may be lacking, or why governments enter into these agreements. It also neglects the role of the IMF itself in designing the programs.

This paper presents and tests a model of the implementation of IMF programs. The next section summarizes the record of IMF program completion, and the literature that has dealt with this issue. Section 3 presents the model, which attributes incomplete compliance to asymmetries between the Fund and borrowing countries in their evaluations of the benefits of a program. The IMF adopts a “globalist” position, while the domestic government has a “nationalist” perspective, or in some cases, an “autocratic” stance. The following section explains the data used in the empirical tests. Section 5 offers an empirical analysis of the determinants of program completion, using a sample of programs in place between 1975 and 1999. The results indicate that economic and political openness, ideological cohesion and the duration of a regime affect program completion. The last section summarizes the results and draws some policy inferences.

2. IMF Program Conditionality

2.1 IMF Programs

The purposes of the IMF appear in the IMF’s Articles of Agreement, and include international monetary cooperation, the growth of international trade, exchange stability and the establishment of a multilateral system of payments as goals. More recently, Guitián (1992) declared that the “... fundamental purpose of the institution would be to foster, and monitor the observance of, a code of conduct in international exchange and financial affairs on the part of member countries.”⁵ Fischer (2000) stated that the IMF sought to “... make the system work better by helping countries improve their domestic policies because those spill over into the

behavior of the international system.”⁶ The IMF, therefore, seeks to advance international welfare through its lending programs.

The IMF provides financial assistance to its members through a variety of facilities. A Stand-By Arrangement (SBA) is designed for countries with balance of payments problems that can be addressed in the short-term (i.e., one to two years). Countries with external deficits due to structural problems can obtain assistance over a medium-term period (three years) through the Extended Fund Facility (EFF).

In 1986 the IMF established the Structural Adjustment Facility (SAF) to provide resources on a concessional basis to low-income countries. It was succeeded by the Enhanced Structural Adjustment Facility (ESAF) in 1987, which in turn was renamed the Poverty Reduction and Growth Facility in 1999. Loans granted under this facility are disbursed over a three-year period to support policies of economic reform designed to remedy structural imbalances and promote growth.⁷

Conditionality is the compensation mechanism that allows the IMF to monitor behavior and provide incentives for compliance with the policies that are part of its programs. The actual provision of IMF assistance is linked to a government’s implementation of a program of specific policies. The conditions are specified in a “Letter of Intent” signed at the initiation of a program.⁸ The Fund utilizes performance criteria to ascertain whether a country has complied with a program’s macroeconomic policies and structural measures.

The macroeconomic criteria usually involve the management of aggregate demand, while structural conditions seek to increase the efficient use of resources. Structural conditions have often dealt with public finance issues, such as tax reform, and the regulation of the financial

sector. Structural conditionality has been an integral part of SAF, ESAF and PRGF arrangements, but such conditions also appear in SBAs and EFFs.

The IMF monitors adherence to the policy conditions on a quarterly or semi-annual basis. In addition, prior actions that require policy changes before an arrangement is initiated can be stipulated. The IMF does grant waivers if noncompliance is due to factors outside the control of a borrowing country. The IMF can modify an existing program in response to changes in external conditions, or cancel an existing program and replace it with a new one.

While the record of compliance with IMF program conditionality has been evaluated many times, there is no one metric utilized for assessing the relative implementation or completion of a program. Reichmann and Stillson (1978) analyzed 79 programs that were in effect between 1963 and 1972 and their impact on policies and objectives. They reported that the principle purposes of the programs were successfully achieved in 76 percent of these programs.

Later analyses investigated the extent of compliance with specific types of conditions. Beveridge and Kelly (1980) examined 105 programs that took place between 1969 and 1978, and reported that fiscal performance provisions were met in 54 percent of the programs that contained them and bank credit ceilings in 55 percent. Edwards (1989) investigated the conditions utilized in 34 programs in place during the years 1983 through 1985. Polak (1991) summarized those findings as showing that fiscal targets were attained in 36 percent of the programs and credit ceiling targets in 44 percent. Polak (1991) also updated this record to include programs in place between 1988 and 1989, and reported compliance figures for the fiscal and credit targets of 40 percent for the 17 SAF programs and 60 percent for the five ESAF programs.

Killick (1995) undertook an examination of 305 programs that took place between 1979 and 1993. He used the proportion of credit actually disbursed by the end of a program relative to the amount initially committed as a standard to measure program completion, and defined a successful program as one in which at least 80 percent or more of the credit was disbursed by the end of the program. By that criterion, only 47 percent of all the programs were successfully completed.

In a comprehensive study of the IMF's programs, Mussa and Savastano (2000) reported the proportions of drawn credit by quartiles for 615 programs over the period 1973 to 1997. They reported that half or more of the committed funds were disbursed in 63 percent of the programs. They agreed that partial disbursement of less than half of the committed funds could represent a deviation in a country's policies from those that the government had agreed to undertake. However, they also pointed out that programs might not be fully implemented because of external shocks. In such cases the original agreement is often cancelled and replaced by a new program, and the partial implementation of the first program should not be interpreted as evidence of lack of commitment.

Other criteria have also been utilized as measurements of compliance. Mecagni (1999) used the incidence of program interruptions, defined as a period over six months between arrangements or delays in completing a program review, in his study of SAF/ESAF program implementation. He found that there were program interruptions in 28 of the 36 countries studied. Similarly, Edwards (2001a) utilized the occurrence of program suspension as a criterion for measuring implementation. He reported that the governments were eligible to receive all the drawings stipulated in the original letter of intent in 208 of 347 programs initiated between 1979 and 1995, a compliance rate of 60 percent.

Recently the IMF has begun to track program compliance through its Database for Monitoring Fund Arrangements (MONA). It includes information on Fund programs approved since 1993, including the conditions for their disbursement, and is used to calculate two indexes, the Structural Benchmark Index and the Index of Fund Program Implementation (IFI). The former measures compliance with the structural benchmarks for each program, and the latter compliance with the performance criteria. Mercer-Blackman and Unigovskaya (2000) report that the IFI ratings for 24 transition economies over the period of 1993 to 1997 ranged from 50 for Bulgaria to 100 in Estonia, with a mean rating of 84.

2.2 Models of Conditionality

The use of conditionality by the international financial institutions has been the subject of a number of theoretical studies. Mosley (1987, 1992), for example, analyzed conditionality in the context of a two-party game between the lenders and the borrowing countries. The degree of program compliance depended on the borrowing country's need for external assistance and its ability to implement the conditions of the loan. White and Morrissey (1997) extended this analysis to allow alternative assumptions regarding donor and recipient preferences as regards the granting of aid and policy reform.

Bird (1998) considered policy conditionality within the framework of the political economy of policy reform. He pointed out that a government that seeks to retain power will only implement a program after comparing its benefits and costs. Poor compliance may reflect changes in the benefits or costs after the program is initiated.

Killick (1996, 1997, 1998) analyzed conditionality within the context of a principal-agent model. In a principal-agent relationship, the agent agrees to undertake a set of activities that are

desired by the principal in return for compensation. Problems can occur when there are differences in the utility functions of the two parties and/or incomplete information regarding whether the agent is fulfilling the agreement.

In this case, the international financial institutions such as the IMF are the principals representing the major quota-holders, and they seek to influence the behavior of borrowing countries. Killick demonstrates that there are points of conflict between the international agencies and the borrowing countries, since they have different constituencies and goals. Consequently, compliance tends to break down as countries exercise their national sovereignty in policymaking, and the problem is exacerbated by resentment of foreign intervention.

Mayer and Mourmouras (2002) presented a model of program implementation in which special interests play a key role. In their model, special interest groups that oppose welfare-enhancing reforms contribute funds to the government to ensure the continuance of such distortions. Assistance from an international agency enables the government to pursue less distortionary policies. Drazen (2002) offered a similar analysis of the circumstances that would justify the use of conditionality in a lending program. In his model, conditionality can enhance welfare if the program's assistance directly benefits the special interest groups that oppose reform, or if the domestic government is unable to control the agenda with these groups.

2.3 Empirical Analyses of Program Compliance

The record of compliance (or non-compliance) with IMF program conditionality has been the subject of a number of empirical studies. Edwards (1989) and Polak (1991) attributed the decline in compliance during the 1980s to negative external shocks. Killick (1995) found that program completion rates were positively linked to the amount of credit committed relative to a

country's current account deficit. Bird (2001b) and Goldstein (2003) have both suggested that the decline in compliance over time may be inversely linked to the increase in the number of conditions, particularly structural. The IMF (2001c), however, has denied that there is a link between the number of measures included in a program and the rate of implementation.

Studies from the Fund itself of its programs have pointed to the importance of political factors in implementation. Schadler et al. (1995), for example, in a review of the record of SBAs and EFFs pointed out that there was a large variation among the countries in their commitment to carrying out reform measures, while Mecagni (1999) attributed a major proportion of the interruptions in SAFs and ESAFs to political changes and civil instability. The IMF's (2001b) own study of the literature on program implementation concluded that:

This diverse body of work surveyed strongly suggests that national commitment to reform programs—a factor largely outside the control of the Fund or the Bank—is critical in the success or failure of Bank or Fund-supported adjustment programs.⁹

Edwards (2001a) studied the effect of variables representing international power and influence on the suspension of IMF programs. He found that the Fund was less likely to suspend a program in countries with larger quotas, and offers two interpretations of this result. The IMF may treat larger states differently because of their impact on world economic activity; alternatively, the IMF may keep lending to larger states in order to maximize its own expenditures and attain some bureaucratic goal. Edwards (2001b) also reported evidence that the IMF was more likely to suspend programs in democratic states with proportional representation electoral systems or highly fractionalized legislatures. Dreher (2003) found that program

interruptions are less likely to occur in election years, but this effect is less likely to occur in democratic countries.

In Stone's (2002) analysis of the IMF's lending credibility, countries that have the backing of foreign supporters such as the US deviate from program conditions more frequently and have more inflationary policies but are subject to shorter periods of program suspension. He tested this model with data from the transition economies and found that strategic importance, as measured by the receipt of U.S. aid, does affect the duration of program suspension. He also reported that the number of coalition partners in a government increases the probability that a program will be interrupted.

Ivanova, Mayer, Mourmouras and Anayiotos (2003) have undertaken an empirical analysis of program completion based on the model of Mayer and Mourmouras (2002). Their results indicated that the strength of special interests in a country's legislature adversely affects the probability that a program will be successfully implemented, as their model suggests. A high degree of cohesion within a government increases the probability of successful program implementation, while political instability lowers it.

3. Model of Policy Implementation

A basic model of program implementation is first introduced. This model is then extended by introducing a distinction between the evaluations of a program's benefits by the IMF and the borrowing country. A third iteration of the model differentiates between the evaluations of democratic and autocratic governments. Finally, it is shown that discontinuities in the benefits that accrue to the country implementing a program can result in dual equilibria in the implementation rates.

3.1 Basic Model

When a government evaluates a program it compares its benefits (B) and costs (C). The benefits are based on the level of program compliance (P), which ranges continuously from zero to full completion (P^F). The benefits derive from the financial assistance provided by the Fund, the decline in the external sector imbalance as the country undertakes the program's policies, and the outcome of any reform measures that are part of a program. The program's Marginal Benefit (MB) declines as the rate of implementation increases and the country moves closer to a sustainable external sector position.

$$B = B(P) \quad (1)$$

$$MB = B_P > 0, B_{PP} < 0 \quad (2)$$

The costs of a program's implementation also vary in response to the degree of program completion. Stabilization policies, for example, may lower employment and output due to nominal rigidities. Similarly, structural policies that seek to increase competition threaten the welfare of special interest groups. The Marginal Cost (MC) of a program increases as the country implements additional policy conditions. The impact of macroeconomic policies designed to lower inflation may rise as a country moves from hyper-inflation to lower inflation rates. The effect on domestic interest groups increases as trade liberalization proceeds or institutional changes are undertaken.¹⁰

$$C = C(P) \quad (3)$$

$$MC = C_P > 0, C_{PP} > 0 \quad (4)$$

Since the disbursement of funds is phased over time, a country can evaluate the Marginal Benefits and Costs of each stage. To achieve the greatest net gain from a program, a country

fulfills a program's conditions up to that level, P^* , where the Marginal Benefit of a program is equal to its Marginal Cost:

$$MB = MC \quad (5)$$

There is no reason to assume that P^* is equal to the full implementation rate, P^F .

3.2 Asymmetries in Evaluations of Benefits

This basic model can be extended to illustrate differences between the goals of the government of the borrowing country--the "nationalists"--and the IMF--the "globalists." The domestic government wants to maximize national economic welfare in order to increase the standard of living and/or as a means to remain in office. The IMF is concerned with the welfare of all its members, as well as the stability of the international economic system. This divergence in goals leads to different evaluations of the optimal level of program compliance.

The Marginal Benefit of a program that a domestic government evaluates consists of the national benefits discounted over time:

$$MB^N = \sum_{i=1}^m \frac{MB_{t+i}^N}{(1+j)^i} \quad (6)$$

The IMF, on the other hand, evaluates the discounted global benefits:

$$MB^G = \sum_{i=1}^n \frac{MB_{t+i}^G}{(1+k)^i} \quad (7)$$

There are three sources of discrepancy between the borrowing country's evaluation of the benefits and the IMF's.¹¹ First, the IMF takes into account both the national and international benefits of a program. Consequently, it will perceive more benefits coming from a program than does the national government, i.e., $MB^N < MB^G$. Second, a domestic government will have a

shorter time horizon than the Fund ($m < n$), since it wants to avoid removal from power through elections or other means, and its survival is based in part on economic performance during its current term of office. The Fund, on the other hand, can employ a longer view of the impact of policies. Finally, the government will have a higher discount rate ($j > k$) than does the Fund, since it prefers more immediate results in order to deter potential opposition. Consequently, the Fund systematically evaluates the benefits from a program as higher than the borrowing country.

This divergence in the Marginal Benefit schedules is the basis of the difference between the design and the implementation of a program. The IMF's evaluation of the situation establishes the program's goals. Countries are usually in a state of crisis with no alternative private suppliers of funds when they approach the Fund, and consequently the IMF can effectively dictate the size and terms of the program. Moreover, since there appears to be no penalty for incomplete compliance besides non-disbursal of the remaining funds, there is no reason for a government not to agree to the largest available amount. Once a program is initiated, however, the government decides on how much of the available credit it actually wants to draw. Since it sees less benefits accruing from the program than does the IMF, it does not implement the entire program, but only the portion where the domestic benefits outweigh the costs.

This situation is shown in Figure 1. The IMF's schedule, MB^G , exceeds the MC schedule, and full program compliance is optimal at P^F . On the other hand, for the domestic government with its marginal benefit schedule, MB^N , partial program completion at P^N is most advantageous.

The domestic government's assessment of the benefits that accrue from a program depends on its own goals. A government that seeks to integrate its economy with the global economy will have a perspective that is similar to the Fund's, and a higher program implementation rate. A government's willingness to undertake comprehensive stabilization and

reform policies is also constrained by its own domestic political position. A government divided among competing factions or political beliefs will be less able to formulate a consensus on enacting reform measures. While the executive may be prepared to adopt a program, for example, the legislature may not be willing to pass the necessary legislation. This reluctance may represent the existence of special interests or polarization along ideological lines. Similarly, officials who face reelection in the near future may be reluctant to undertake new initiatives that require time to have an effect and could hinder their chances of retaining power.

3.3 Democrats and Autocrats

The model can also be used to differentiate between democratic governments that seek to maximize national welfare and autocratic regimes that function solely for the benefit of those who hold power and their supporters.¹² In the latter cases, the borrowing government is only interested in the credit made available by the IMF that is used to finance consumption and maintain its control of the country. These governments can also be characterized as “kleptocracies,”¹³ and include such regimes as those of Marcos in the Philippines, Mobutu in Zaire (Democratic Republic of the Congo) and the Duvaliers in Haiti. These governments also evaluate the benefits of a program:

$$MB^A = \sum_{i=1}^p \frac{MB^A}{(1+r)^i} \quad (8)$$

The financial benefit of an IMF program to an autocracy is less than the economic and social improvements that are part of the domestic national benefits, $MB^A < MB^N$. However, the autocratic government may have a longer time horizon than a more representative government, since it does not face the constraint of regularly scheduled elections. Therefore, it is not clear

whether the planning horizon (p) of the autocrat is greater or less than that of the representative government (m). The relationship of the autocrat's discount rate (r) to that of an elected government (j) is also ambiguous. Democratic governments may feel the need to show quick results in order to deter potential opposition, while the autocratic ruler may feel more secure in his grasp of power. Consequently, it is not clear a priori whether an autocratic government would have a lower program completion rate than that of a democratic regime.

Figure 2 shows the situation where the autocratic government's MB schedule (MB^A) falls below that of a representative government (MB^N), and as a result the program completion rate is lower ($P^A < P^N$); however, it is possible that MB^A could fall between MB^N and MB^G , as would the completion rate ($P^A > P^N$). In either case, however, the IMF's evaluation of the benefits of a program would be greater than the domestic evaluation.¹⁴

3.4 Dual Equilibria

If there are discontinuities in the Marginal Benefit schedule, then it is possible that there may be more than one optimal implementation rate. Such threshold effects can take place if some benefits are realized only after the country fulfills some base level of conditionality, P^T . Mody and Saravia (2003), for example, have shown that an IMF program will have a positive catalytic effect on private capital flows only if the program leads to policy reform.

The Marginal Benefit schedule that the country faces in these circumstances, MB^T , would have a "jump" at P^T , as show in Figure 3.¹⁵ The Marginal Cost schedule intersects it at two places, yielding two optimal implementation rates, P^L and P^H . If there is imperfect information, a government may select P^L , not aware that greater benefits accrue if the country implements more of the program.

3.5 Hypotheses

Table 1 summarizes the differences in the parameters of the evaluations of a program's benefits. The model yields a number of testable hypotheses:

First, program completion will be higher in countries that are more globally integrated.

Second, program completion will be lower when governments are internally divided among different factions or parties.

Third, program completion will be lower when a government has held office for an extended period of time.

Finally, the type of government in power, i.e., democracy vs. autocracy, may affect the degree of completion, but the nature of the relationship is ambiguous.

4. Data

Data on 92 developing countries that had begun and finished IMF programs during the years 1975-1999 were collected for the empirical analysis. The sample included a wide range of countries, diversified by income, geography and other criteria. Small countries with populations below one million and several countries with missing data were excluded. The choice of dates for the sample period was guided by data availability.

The regular credit programs, the SBAs and the EFF programs, as well as the concessional facilities for low-income countries, the SAFs and the ESAFs, were included in the sample.¹⁶ However, precautionary programs and those programs that were cancelled were excluded from the sample, since their inclusion would bias downwards the measurement of implementation. Precautionary programs are not intended to be enacted; if they are initiated because of a change

in circumstances, it is not evident that the government will want to draw down all the credit. Mussa and Savastano (2000) state that programs that are cancelled and immediately replaced represent situations where it is impossible to achieve the original goals of a program due to a change in circumstances, but a new plan can be put into place. Programs may also be cancelled for reasons that do not reflect an unwillingness of the government to implement its conditions.

After deleting observations with missing data, there were 352 programs in the final sample: 251 SBAs, 25 EFFs, 24 SAFs and 52 ESAFs. The countries in the sample are reported in the Appendix, as are the definitions of the variables and their sources. The *Annual Reports* of the IMF were consulted for program commitments signed by these countries during this period, and the disbursement rates of the programs were used as the measurement of program implementation, COMP. The data have been used in other studies of implementation, and are available to the public in the Fund's *Annual Reports*.¹⁷ Ivanova, Mayer, Mourmouras and Anayiotos (2003) utilized several indicators of program implementation including the disbursement rate, and reported that all the measures were correlated. The average disbursement rate in our sample was 73%, almost identical to the 71% reported by Ivanova, Mayer, Mourmouras and Anayiotos (2003).

5. Empirical Results

Since the dependent variable, COMP, is truncated at zero and 100 percent, the Tobit model was used for the empirical analysis. The values of the explanatory variables during the first year of a program were utilized, with two exceptions noted below. The variables were added sequentially beginning with the first set of explanatory variables; insignificant variables were dropped and significant variables kept as new variables were tested. The estimations included time and geographic dummy variables.¹⁸ The results are reported in Table 2.¹⁹

The first set of variables tested in Equation 1 includes measurements of a country's integration with the global economy. These include OPEN, the sum of exports and imports divided by GDP, and CAPRES, a binary variable that indicates whether a country has restrictions on capital account transactions, which is obtained from the IMF's *Annual Report on Exchange Arrangements and Exchange Restrictions*. The values of these two variables were entered lagged to avoid reverse causality. There are also two "structural" variables included. The first, PRIM, takes the value of unity for economies where primary goods represent over 50 percent of total exports, as these economies lack a diversified trade base. A dummy variable for the transition economies, TRANS, was also included, as these countries were not initially integrated with the global economy.

The results indicate that a country's trade openness does affect its ability to complete a Fund program; the coefficient is positive and significant. A country entering a program with a relatively open economy may receive considerable benefits from measures intended to increase its competitiveness. Moreover, domestic residents who benefit from foreign trade will support the government's policies. Islam and Montenegro (2002) have also shown that openness to trade is associated with higher institutional quality, which indirectly affects policy implementation.

However, neither capital account restrictions nor a country's status as a primary good exporter or a transition economy were significant. Other capital account measurements, such as gross capital flows, were utilized in the empirical analysis with similar results.

The next equation (Eq. 2) was estimated with measures of domestic political cohesion that could hinder implementation. These variables are taken from the World Bank's *Database of Political Institutions*.²⁰ The first variable, CHECKS, is based on the number of independent veto players within the government. The second variable, POLAR, is calculated from an assignment

of orientation values (left equals zero, center one and right-wing two) to the government and opposition parties, and taking the absolute difference between these values. The third variable, EXSPEC, indicates whether the party of the executive represents special interests that may resist “global” policies. The last variable, AUTON, takes the value of one if there are autonomous regions within a country that are relatively self-governing and could check the central government’s actions.

The variable based on the number of veto players is positive and significant, while the polarization variable has a negative coefficient that is highly significant. These results suggest that the presence of different political parties need not hinder the implementation of a program, but if the split among veto players is based on ideological grounds then it will be difficult to proceed with implementation. The CHECKS variable in this situation is a sign of political openness, a hypothesis that is further examined below. The special interest and regional autonomy variables were not significant.

The sign and significance of the polarization variable indicates that severe political division impedes the execution of a government’s policies. These results are consistent with Alesina and Drazen (1991)’s demonstration that reform is more likely to be delayed in countries that are polarized. Edwards and Tabellini (1991) also provide evidence that the success of stabilization policies is linked to political stability.

Many of the countries in our sample with high polarization ratings are in Latin America, such as Ecuador and Uruguay. Hutchison and Noy (2003) have shown that the output costs of IMF programs are particularly high in Latin America. The results presented in this paper contribute to an explanation of the history of failed stabilization programs in Latin America.

Variables that tested the impact of different time frames were included in Equation 3. These include TEN, the number of years that the chief executive has been in office and DUR, the number of years since the last regime transition (or 1900). It has been suggested that newly installed governments are more likely to initiate policy changes, since the need for these measures can be attributed to the previous government. The duration measurement may proxy for the growth of special interest groups within a country over time, as Olson (1982) suggested takes place. These distributional coalitions can hinder a society's ability to undertake fundamental reforms.

Both time variables had negative coefficients, but only the duration variable is significant. Reestimating the equation without DUR does not raise the significance of TEN. Other electoral variables were utilized, with similar results. The significant coefficient on the duration variable suggests that a regime that has been in power for an extended period of time may find it politically difficult to impose contractionary macroeconomic policies or market-oriented reforms. The existing coalitions would resist any attempts at change that could result in redistributive outcomes.

Finally, measurements of the openness of the political regime were added. Since these regime variables are highly collinear, they were introduced separately. The variable in Equation 4, POLITY, is an indicator of relative openness reported by the *Polity IV Project*, and ranges in value from +10 (high democracy) to -10 (high autocracy). The estimated coefficient is positive and significant at the five percent level. On the other hand, the coefficient on the CHECKS variable is now insignificant, indicating that it served in the previous equations as a proxy for the openness of a regime. The political regime variable was then replaced in Equation 5 with EIEC, an index of executive competitiveness from the World Bank's *Database of Political Institutions*

that ranges from one to seven with higher values indicating more competitive elections. This variable's coefficient is positive and significant at the five percent level. Finally, PLUR, a composite indicator of political pluralism based on measurements of the effectiveness of the legislature and reported in *Cross-National Time Series*, was used. This coefficient on this variable is also positive and significant at the five percent level.

These results, therefore, consistently demonstrate that governments that are politically open have better records in implementing the policies associated with an IMF program. This finding differs from the results of Ivanova, Mayer, Mourmouras and Anayiotos (2003), who reported that electoral competitiveness was not significant in predicting program success.²¹ Dollar and Svensson (2000), on the other hand, found that the presence of a democratically elected government raises the probability of the successful completion of a World Bank program, and Stone (2002) reported that authoritarian countries are more likely to have IMF program suspensions.

There are several channels that could explain this connection between the type of political regime and program completion. Democratic governments, for example, may be more willing to make sacrifices and implement policies with long-term benefits than autocracies would be. This is consistent with Olson's (1991) suggestion that elected governments have a broad "encompassing" interest in a country's prosperity that dictators do not. In addition, Rivera-Batiz (2002) presents evidence that democratic regimes have a positive impact on governance, while Leblang (2003) found that democracies are more likely to choose international economic policies that reduce the chances of a currency crisis. Identifying the nature of the linkage between democracy and successful reform is a matter that merits further research.

6. Summary

The model presented and tested in this paper is a response to Drazen's (2002) insight that "...it is basically impossible to justify conditionality in the absence of a conflict of interests of sorts."²² The conflict of interests in this case is based on discrepancies between the borrowing country and the IMF over the assessment of the benefits that flow from IMF programs. The IMF will always take a broader view of the nature and scope of these benefits, and therefore will seek more extensive changes than a country would want to implement. Blaming incomplete completion on a lack of political resolve misses the reasons for its absence.

Countries that have extensive trade with the world are more likely to comply with a program's conditions. The longevity of the regime in power matters, as countries with older regimes are less likely to successfully complete programs. Political openness also matters, and program completion is higher in countries with democratic political regimes. A government divided across ideological grounds, however, is less likely to complete a program

Our results can also yield insights on the circumstances that would increase a country's "ownership" of a Fund program. The divergence between the IMF's appraisal of a program's benefits and a government's will be smaller in countries with open economic and political systems, and the program therefore more likely to succeed. When a government's ability to act is constrained by internal ideological opposition or long-standing special interests, there is little the IMF can do to improve the chances of program implementation. If programs are to succeed, the IMF must accept the policy goals of the governing regime and its political status, and devise programs that are in accordance with these factors.

NOTES

¹ See, for example, the reports of the Council on Foreign Relations (1999) and the International Financial Institution Advisory Commission (2000).

² See Bird (2002) for an analysis of these issues.

³ See, for example, Khan and Sharma (2001) and Boughton and Mourmouras (2002).

⁴ IMF (2001d), p. 5.

⁵ Guitián (1992), p. 4.

⁶ Fischer (2000), p. 2.

⁷ The Fund has instituted two new facilities, the Supplemental Reserve Facility (SRF) and Contingent Credit Lines (CCL). The SRF provides assistance for exceptional balance of payments difficulties due to financial market crises. The CCL was instituted for countries that are concerned about the possible fallout of a financial market crisis, and want credit to be available if needed.

⁸ See Mussa and Savastano (2000) for a description of how Fund-supported programs are negotiated, and IMF (2001b, 2001c) for explanations of how programs are monitored.

⁹ See IMF (2001b), p. 52.

¹⁰ See Naim (1995) on the different stages and levels of difficulty of economic reform.

¹¹ While there may be some spillover effects on other countries arising from the impact of stabilization policies, the costs are assumed to be manifested primarily in the domestic country.

¹² See Olson (1991) and McGuire and Olson (1996) for analyses of the different incentives that democratic and autocratic regimes face, and the implications for economic welfare. Przeworki and Limongi (1993) review the literature on the impact of different political regimes on growth.

¹³ The *American Heritage*[®] *Dictionary of the English Language* (2000) defines a kleptocracy as a government characterized by rampant greed and corruption. It is possible to identify autocracies that are committed to economic liberalization (Pinochet in Chile), but such cases are rare.

¹⁴ Another source of indeterminacy would arise if the autocrat considered only the costs that he directly experienced if he implemented the program, MC^A , which would be less than the national Marginal Cost schedule.

¹⁵ The IMF's "global" MB schedule is not included here to simplify the exposition.

¹⁶ The IMF's lending facilities share many objectives, and the conditionality provisions also have similarities, including the use of structural policies. Many poorer countries utilize both concessionary and non-concessionary programs. Knight and Santaella (1997), Vreeland (2003) and Ivanova, Mayer, Mourmouras and Anayiotas (2003) did not differentiate between the types of arrangements in their empirical analyses.

¹⁷ The IMF's MONA data are not available to the public.

¹⁸ The estimated values of the constant and the time and geographic dummy variables are not included in the tables, but are available from the author.

¹⁹ The low pseudo R^2 s are consistent with the low explanatory values reported in studies of the determinants of IMF program selection. .See Bird (2001a) for a survey of these studies.

²⁰ See Beck, Clarke, Groff, Keefer and Walsh (2001) for a description of this database.

²¹ Ivanova, Mayer, Mourmouras and Anayiotos (2003) transformed the *Database of Political Institutions*' measurement of executive competitiveness to a binary variable, which equaled one if the index was equal to seven and zero otherwise.

²² Drazen (2002), p. 41.

Figure 1

Program Implementation with
 MB^N vs MB^G

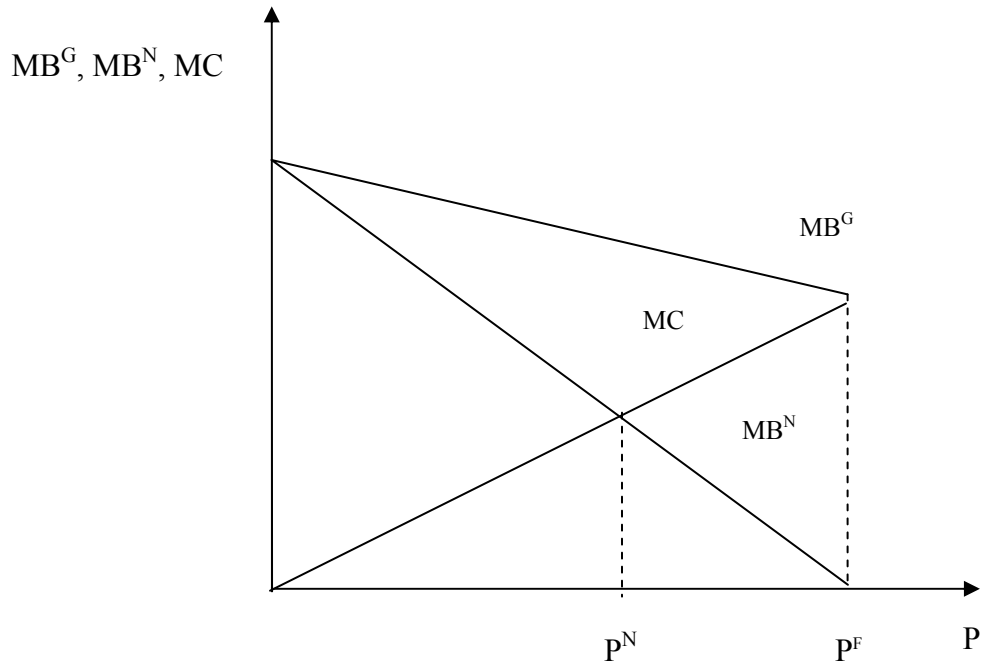


Figure 2

Program Implementation with
 MB^N , MB^A and MB^G

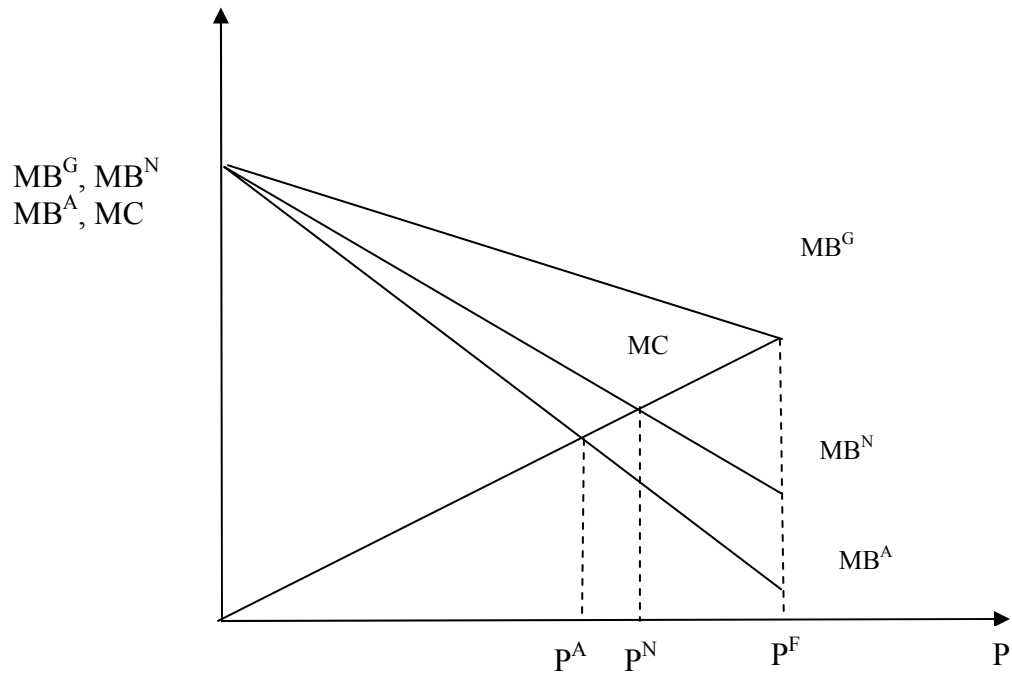


Figure 3

Program Implementation with MB^T

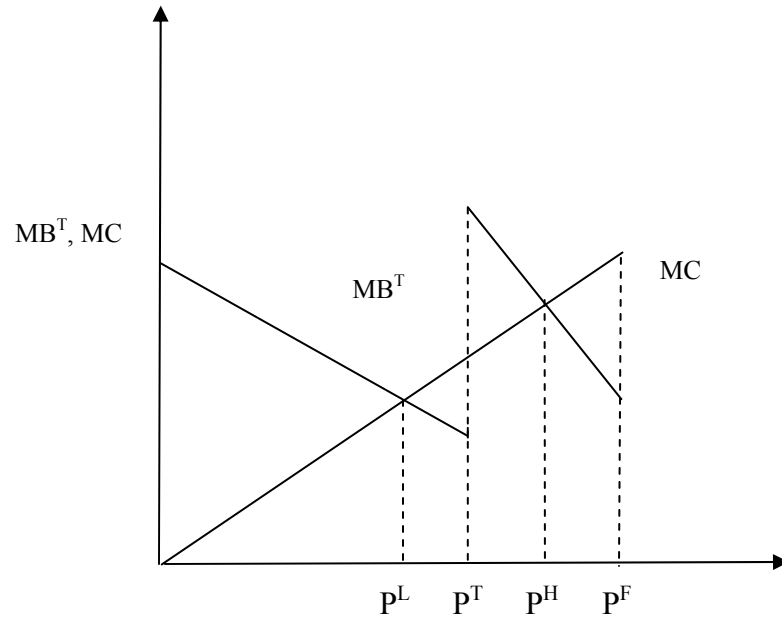


Table 1

Differences in Assessments of IMF Program's Benefits

	<i>Autocrats</i>		<i>Nationalists</i>		<i>IMF</i>
Marginal Benefits	MB ^A	<	MB ^N	<	MB ^G
Time Frame	p	?	n	<	m
Discount Rate	r	?	j	>	k

Table 2
Implementation of IMF Programs

Variable	Eq. 1	Eq. 2	Eq. 3	Eq. 4	Eq. 5	Eq. 6
OPEN	0.25 (0.11)	0.25 (0.12)	0.31 (0.12)	0.26 (0.12)	0.24 (0.12)	0.26 (0.12)
CAPRES	-6.34 (12.30)	-	-	-	-	-
PRIM	11.83 (7.67)	-	-	-	-	-
TRANS	-21.17 (36.19)	-	-	-	-	-
CHECK	-	8.63 (3.71)	8.14 (3.53)	4.32 (3.87)	-	-
POLAR	-	-20.77 (8.52)	-21.31 (8.28)	-21.60 (8.22)	-14.75 (6.85)	<i>-12.75</i> 6.92
EXSPEC		1.22 (10.28)	-	-	-	-
AUTON		-10.06 (15.83)	-	-	-	-
DUR	-	-	-0.56 (0.21)	-0.56 (0.21)	-0.52 (0.21)	-0.52 (0.21)
TEN	-	-	-0.26 (0.47)	-	-	-
POLITY	-	-	-	1.74 (0.76)	-	-
EIEC	-	-	-	-	4.90 (1.94)	-
PLUR	-	-	-	-	-	2.61 (1.13)
χ^2	34.54	36.23	43.43	48.33	41.57	40.28
Pseudo R ²	0.02	0.02	0.02	0.02	0.02	0.02
Obs	352	310	323	323	334	324

Note: Standard errors in parentheses. Bold indicates significance at 5 percent level; italics indicate significance at 10 percent.

APPENDIX

Countries in IMF Programs

Albania	Guatemala	Pakistan
Algeria	Guinea	Panama
Argentina	Guinea-Bissau	Papua New Guinea
Azerbaijan	Haiti	Peru
Bangladesh	Honduras	Philippines
Belarus	Hungary	Poland
Benin	India	Romania
Bolivia	Jamaica	Russia
Brazil	Jordan	Rwanda
Bulgaria	Kazakhstan	Senegal
Burkina Faso	Kenya	Sierra Leone
Burundi	Korea	Slovak Republic
Cameroon	Kyrgyz Republic	Somalia
Central African Republic	Latvia	South Africa
Chad	Lesotho	Sri Lanka
Chile	Liberia	Sudan
Dem. Rep. of Congo (Zaire)	Lithuania	Tajikistan
Republic of Congo	Macedonia	Tanzania
Costa Rica	Madagascar	Thailand
Cote d'Ivoire	Malawi	Togo
Croatia	Mali	Trinidad and Tobago
Czech Republic	Mauritania	Tunisia
Dominican Republic	Mauritius	Turkey
Ecuador	Mexico	Uganda
Egypt	Moldova	Ukraine
El Salvador	Mongolia	Uruguay
Ethiopia	Morocco	Uzbekistan
Gabon	Mozambique	Venezuela
Gambia	Nepal	Zambia
Georgia	Nicaragua	Zimbabwe
Ghana	Niger	

Definition of Variables and Sources of Data

Variable	Definition	Source
AUTON	Indicator of autonomous region contiguous with country to which it belongs	<i>World Bank Database of Political Institutions 2000</i>
CAPRES	Indicator of the existence of restrictions on capital account transactions, lagged	<i>IMF Annual Report on Exchange Arrangements and Exchange Restrictions</i>
CHECK	Number of independent veto players	<i>World Bank Database of Political Institutions 2000</i>
COMP	Disbursement of credit as a proportion of committed amount	<i>IMF Annual Reports</i>
DUR	Number of years since last regime transition (or 1900)	<i>Polity IV Project</i>
EIEC	Executive index of electoral competitiveness, with values from zero (least competitive) to seven (most competitive)	<i>World Bank Database of Political Institutions 2000</i>
EXSPEC	Indicator of special interests. Equals one if executive represents nationalist, rural, regional or religious interests	<i>World Bank Database of Political Institutions 2000</i>
OPEN	Exports and imports/GDP, lagged	<i>World Development Indicators 2002</i>
PLUR	Measurement of political pluralism, based on effectiveness of legislature, competitiveness of nominating process, party coalitions, party legitimacy and index of seats held by largest party	<i>Cross-National Time Series</i>
POLAR	Indicator of partisan polarization in a government. Equals negative one to identify left-wing orientation, zero centrist, and one right-wing. In a presidential (parliamentary) system, it takes the value of zero if the president's (prime minister's) party has an absolute majority; otherwise, it is maximum difference between the orientation of the values of the three largest government parties and the largest opposition party	<i>World Bank Database of Political Institutions 2000</i>

POLITY	Indicator of type of regime. Ranges from -10 (high autocracy) to 10 (high democracy)	<i>Polity IV Project</i>
PRIM	Indicator of countries with non-fuel primary exports. Equals one if primary products account for more than 50% of all exports	<i>Global Development Database</i>
TEN	Number of years chief executive has been in power	<i>World Bank Database of Political Institutions 2000</i>
TRANS	Indicator for transition economies	<i>Global Development Database</i>

REFERENCES

Alesina, Alfredo and Allan Drazen. 1991. "Why are Stabilizations Delayed?" *American Economic Review* 81 (5): 1170-1188.

American Heritage® Dictionary of the English Language (Fourth Edition). 2000.

Beck, Thorsten, George Clarke, Alberto Groff, Philip Keefer and Patrick Walsh. 2001. "New Tools in Comparative Political Economy: The Database of Political Institutions." *World Bank Economic Review* 15 (1): 165-76.

Beveridge, W. and Margaret Kelly. 1980. "Fiscal Content of Financial Programs Supported by Stand-By Arrangements in the Upper Credit Tranches, 1969-78." *IMF Staff Papers* 27 (2): 205-249.

Bird, Graham. 1998. "The Effectiveness of Conditionality and the Political Economy of Policy Reform: Is It Simply a Matter of Political Will?" *Policy Reform* 1 (1): 89-113.

Bird, Graham. 2001a. "IMF Programs: Do They Work? Can They Be Made To Work Better?" *World Development* 29 (11): 1849-1865.

Bird, Graham. 2001b. "IMF Programmes: Is There a Conditionality Laffer Curve?" *World Economics* 2 (2): 29-49.

Bird, Graham. 2002. "The Completion Rate of IMF Programmes: What We Know, Don't Know and Need to Know." *World Economy* 25 (6): 833-847.

Boughton, James M. and Alex Mourmouras. 2002. "Is Policy Ownership An Operational Concept?" IMF Working Paper No. 02/72. Washington, DC: IMF.

Council on Foreign Relations. 1999. *Safeguarding Prosperity in a Global Financial System: The Future International Financial Architecture*. Washington, DC: Institute for International Economics.

Dollar, David and Jakob Svensson. 2000. "What Explains the Success or Failure of Structural Adjustment Programmes?" *Economic Journal* 110 (466): 894-917.

Drazen, Allen. 2002. "Conditionality and Ownership in IMF Lending: A Political Economy Approach." *IMF Staff Papers* 49 (Special Issue): 36 – 67.

Dreher, Axel. 2003. "The Influence of Elections on IMF Programme Interruptions." *Journal of Development Studies* 39 (6): 101-120.

Edwards, Martin S. 2001a. "Crime and Punishment: Understanding IMF Sanctioning Practices." Working Paper. New Brunswick, NJ: Rutgers University.

Edwards, Martin S. 2001b. "Sticking with Yes: Domestic Institutions and IMF Compliance." Working Paper. Working Paper. New Brunswick, NJ: Rutgers University.

- Edwards, Sebastian. 1989. "The International Monetary Fund and the Developing Countries: A Critical Evaluation." *Carnegie-Rochester Conference Series on Public Policy* 31: 7-68.
- Edwards, Sebastian and Guido Tabellini. 1991. "The Political Economy of Fiscal Policy and Inflation in Developing Countries." Policy, Research, and External Affairs Working Paper No. 703. World Bank
- Fischer, Stanley. 2000. "Remarks at the Bretton Woods Committee Meeting." www.imf.org/external/np/speeches/2000/040400.htm
- Goldstein, Morris. 2003. "IMF Structural Programs." In Martin Feldstein (ed.), *Economic and Financial Crises in Emerging Market Economies*. Chicago: University of Chicago, p. 363-437.
- Guitián, Manuel. 1992. *The Unique Nature of the Responsibilities of the International Monetary Fund*. Washington, DC: IMF.
- Hutchison, Michael and Ilan Noy. 2003. "Macroeconomic Effects of IMF-Sponsored Programs in Latin America: Output Costs, Program Recidivism and the Vicious Cycle of Failed Stabilization." Working Paper. University of California-Santa Cruz.
- International Financial Institution Advisory Commission. 2000. *Report of the International Financial Institution Advisory Commission*. Washington, DC: U.S. Government Printing Office.
- International Monetary Fund. 2001a. "Conditionality in Fund-Supported Programs-Overview." Washington, DC: IMF.
- International Monetary Fund. 2001b. "Conditionality in Fund-Supported Programs-Policy Issues." Washington, DC: IMF.
- International Monetary Fund. 2001c. "Structural Conditionality in Fund-Supported Programs." Washington, DC: IMF.
- International Monetary Fund. 2001d. "Report of the Managing Director to the International Monetary and Financial Committee on the IMF in the Process of Change." Washington, DC: IMF.
- Islam, Roumeen and Claudio E. Montenegro. 2002. "What Determines the Quality of Institutions?" Background Paper for the *World Development Report 2002: Building Institutions for Markets*. Washington, DC: World Bank.
- Ivanova, Anna, Wolfgang Mayer, Alex Mourmouras and George Anayiotos. 2003. "What Determines the Success or Failure of Fund-Supported Programs?" IMF Working Paper No. 03/8. Washington, DC: IMF.
- Khan, Mohsin S. and Sunil Sharma. 2001. "IMF Conditionality and Country Ownership of Programs." IMF Working Paper No. 01/142. Washington, DC: IMF.
- Killick, Tony. 1995. *IMF Programmes in Developing Countries*. London: Routledge.

- Killick, Tony. 1996. "Principals, Agents and the Limits of BWI Conditionality." *World Economy* 19 (2): 211-229.
- Killick, Tony. 1997. "Principals, Agents and the Failings of Conditionality." *Journal of International Development* 9 (4): 483-495.
- Killick, Tony. 1998. *Aid and the Political Economy of Policy Change*. London: Routledge.
- Knight, Malcolm and Julio A. Santaella. 1997. "Economic Determinants of IMF Financial Arrangements." *Journal of Development Economics* 54 (2): 405-436.
- Leblang, David. 2003. "Is Democracy Incompatible with International Economic Stability?" Paper Prepared for the Reinventing Bretton Woods International Monetary Convention, May 13-14, 2003. Boulder, CO: University of Colorado.
- Mayer, Wolfgang and Alex Mourmouras. 2002. "Vested Interests in a Political Theory of IFI Conditionality." IMF Working Paper No. 02/73. Washington, DC: IMF.
- McGuire, Martin and Mancur Olson. 1996. "The Economics of Autocracy and Majority Rule: The Invisible Hand and the Use of Force." *Journal of Economic Literature* 34 (1): 72-96.
- Mecagni, Mauro. 1999. "The Causes of Program Interruptions." In Hugh Bredenkamp and Susan Schadler (eds.), *Economic Adjustment and Reform in Low-Income Countries*. Washington, DC: IMF, p. 215-276.
- Mercer-Blackman, Valerie and Anna Unigovskaya. 2000. "Compliance with IMF Program Indicators and Growth in Transition Economies." IMF Working Paper No. 00/47. Washington, DC: IMF.
- Mody, Ashoka and Diego Saravia. 2003. "Catalyzing Private Capital Flows: Do IMF-Supported Programs Work as Commitment Devices?" IMF Working Paper No. 03/100. Washington, DC: IMF.
- Mosley, Paul. 1987. *Conditionality as Bargaining Process: Structural-Adjustment Lending*. Essay in International Finance No. 168. Princeton, NJ: Princeton University.
- Mosley, Paul. 1992. "A Theory of Conditionality." In Paul Mosley (ed.), *Development Finance and Policy Reform*. New York: St. Martin's Press, p. 129-153.
- Mussa, Michael and Miguel Savastano. 2000. "The IMF Approach to Economic Stabilization." In Ben S. Bernanke and Julio J. Rotemberg (eds.), *NBER Macroeconomics Annual 1999*. Cambridge, MA: MIT Press, p. 79-122.
- Naim, Moises. 1995. "Latin America: The Second Stage of Reform." In Larry Diamond and Marc F. Plattner (eds.), *Economic Reform and Democracy*. Baltimore and London: Johns Hopkins University Press, p. 28-44.
- Olson, Mancur. 1982. *The Rise and Decline of Nations*. New Haven, CT: Yale University Press.

- Olson, Mancur. 1991. "Autocracy, Democracy, and Prosperity." In Richard J. Zeckhauser (ed.), *Strategy and Choice*. Cambridge, MA: MIT Press, p. 131-157.
- Polak, Jacques J. 1991. *The Changing Nature of IMF Conditionality*. Essay in International Finance No. 184. Princeton, NJ: Princeton University.
- Przeworski, Adam and Fernando Limongi. 1993. "Political Regimes and Economic Growth." *Journal of Economic Perspectives* 7 (3): 51-69.
- Reichmann, Thomas M. and Richard T. Stillson. 1978. "Experience with Programs of Balance of Payments Adjustment: Stand-By Arrangements in the Higher Tranches, 1963-72." *IMF Staff Papers* 25 (2): 293-309.
- Rivera-Batiz, Francisco. 2002. "Democracy, Governance, and Economic Growth: Theory and Evidence." *Review of Development Economics* 6 (2): 225-247.
- Schadler, Susan, Adam Bennett, Maria Carkovic, Louis Dicks-Mireaux, Mauro Mecagni, James H.J. Morsink and Miguel A. Savastano. 1995. *IMF Conditionality: Experience Under Stand-By and Extended Arrangements. Part II: Background Papers*. Occasional Paper No. 128. Washington, DC: IMF.
- Stone, Randall W. 2002. *Lending Credibility: The International Monetary Fund and the Post-Communist Transition*. Princeton, NJ: Princeton University Press.
- Vreeland, James. R. 2003. *The IMF and Economic Development*. Cambridge: Cambridge University Press.
- White, Howard and Oliver Morrissey. 1997. "Conditionality When Donor and Recipient Preferences Vary." *Journal of International Development* 9 (4): 497-505.