

van der Ploeg, Frederick

Working Paper

Back to Keynes?

CESifo Working Paper, No. 1424

Provided in Cooperation with:

Ifo Institute – Leibniz Institute for Economic Research at the University of Munich

Suggested Citation: van der Ploeg, Frederick (2005) : Back to Keynes?, CESifo Working Paper, No. 1424, Center for Economic Studies and ifo Institute (CESifo), Munich

This Version is available at:

<https://hdl.handle.net/10419/18788>

Standard-Nutzungsbedingungen:

Die Dokumente auf EconStor dürfen zu eigenen wissenschaftlichen Zwecken und zum Privatgebrauch gespeichert und kopiert werden.

Sie dürfen die Dokumente nicht für öffentliche oder kommerzielle Zwecke vervielfältigen, öffentlich ausstellen, öffentlich zugänglich machen, vertreiben oder anderweitig nutzen.

Sofern die Verfasser die Dokumente unter Open-Content-Lizenzen (insbesondere CC-Lizenzen) zur Verfügung gestellt haben sollten, gelten abweichend von diesen Nutzungsbedingungen die in der dort genannten Lizenz gewährten Nutzungsrechte.

Terms of use:

Documents in EconStor may be saved and copied for your personal and scholarly purposes.

You are not to copy documents for public or commercial purposes, to exhibit the documents publicly, to make them publicly available on the internet, or to distribute or otherwise use the documents in public.

If the documents have been made available under an Open Content Licence (especially Creative Commons Licences), you may exercise further usage rights as specified in the indicated licence.

BACK TO KEYNES?

FREDERICK VAN DER PLOEG

CESIFO WORKING PAPER NO. 1424

CATEGORY 5: FISCAL POLICY, MACROECONOMICS AND GROWTH
MARCH 2005

An electronic version of the paper may be downloaded

- *from the SSRN website:* www.SSRN.com
- *from the CESifo website:* www.CESifo.de

BACK TO KEYNES?

Abstract

After a brief review of classical, Keynesian, New Classical and New Keynesian theories of macroeconomic policy, we assess whether New Keynesian Economics captures the quintessential features stressed by J.M. Keynes. Particular attention is paid to Keynesian features omitted in New Keynesian workhorses such as the micro-founded Keynesian multiplier and the New Keynesian Phillips curve. These theories capture wage and price sluggishness and aggregate demand externalities by departing from a competitive framework and give a key role to expectations. The main deficiencies, however, are the inability to predict a pro-cyclical real wage in the face of demand shocks, the absence of inventories, credit constraints and bankruptcies in explaining the business cycle, and no effect of the nominal as well as the real interest rate on aggregate demand. Furthermore, they fail to allow for quantity rationing and to model unemployment as a catastrophic event. The macroeconomics based on the New Keynesian Phillips curve has quite a way to go before the quintessential Keynesian features are captured.

JEL Code: E12, E32, E63.

Keywords: Keynesian economics, New Keynesian Phillips curve, monopolistic competition, nominal wage rigidity, welfare, pro-cyclical real wage, inventories, liquidity, bankruptcy, unemployment, monetary policy.

*Frederick van der Ploeg
Robert Schuman Centre
European University Institute
Badia Fiesolana
Via dei Roccettini 9
50016 San Domenico di Fiesole (FI)
Italy
Rick.vanderPloeg@iue.it*

I have benefited from stimulating comments from Roel Beetsma, Bas Jacobs, Bill Martin, Bob Rowthorn and the participants in the CESifo Venice Workshop on ‘Aggregate demand management policies: Back to Keynes’, 19-20 July 2004. Given the huge literature on the various schools of macroeconomic thought, I present an eclectic view of developments in Keynesian macroeconomics and conclude with some lessons and challenges for the development of New Keynesian economics.

1. Introduction

The macroeconomic debates on the effectiveness of fiscal and monetary policy have raged for many decades on both sides of the Atlantic. An influential and readable reinterpretation of the economics of J.M. Keynes is Leijonhufvud (1968). Up to the seventies many economists and policy makers believed in a neo-Keynesian trade-off between inflation and unemployment, so that an expansionary fiscal or monetary policy would at least boost employment and lower unemployment for some time. The accelerator hypothesis popular in the seventies insisted that extra jobs could only be achieved at the expense of ever-increasing inflation. The critique of econometric policy evaluation put forward by Lucas (1976), the insistence on people not being fooled all the time, and the subsequent outburst of New Classical Economics led by Lucas (1972, 1973) and Sargent and Wallace (1975) killed the popularity of Keynesian economics. By the end of the seventies policy makers and economists became sceptical about the possibility of expansionary demand management lowering unemployment. The rationing theories of aggregate demand put forward by Barro and Grossman (1971) and Malinvaud (1977) are ingenious, but came at the wrong time and did not explain why wages and prices are rigid. They quickly found their ways to the bottom of the filing cabinets. With the supply-side policies advocated by Mrs. Thatcher and Mr. Reagan economists changed tack completely. During the eighties and the nineties the fresh-water economists have made inroads into the profession. Many of the brightest graduates of that period followed in the footsteps of Robert E. Lucas, Edward Prescott, Thomas Sargent and others and rejected the Keynesian and neo-Keynesian theories of aggregate demand with sluggish price and wage formation. Instead, they insisted on modelling dynamic, competitive general equilibrium models with rigorous micro foundations, rational expectations and prices and wages adjusting instantaneously to clear all goods and labour markets. In these real business cycle models fluctuations arise from technology shocks rather than from changes in economic policy. In this sense, this generation of economists is the descendant of classical economists like Adam Smith, David Hume, David Ricardo, John Stuart Mill, Knut Wicksell, Irving Fisher and John Maynard Keynes of *The Treatise of Money* of 1930 who also insisted that output is primarily determined by productive capacity.

However, in the eighties Hart (1982), Blanchard and Kiyotaki (1987), Cooper and John (1988), Mankiw (1990) and others collected in Mankiw and Romer (1991) explained that aggregate demand externalities in economies with monopolistic competition can produce Keynesian multipliers. Mankiw (1985), Akerlof and Yellen (1985) and Parkin (1986) showed that with small menu costs prices can be rigid and monetary policy has real effects on the economy. More recently, Michael Woodford, Jordi Galí and others have continued the New Keynesian counter-attack on the real business cycle orthodoxy. Their objective is to develop dynamic, non-competitive general equilibrium models with rigorous micro foundations, but

where it is costly to adjust prices instantaneously. They obtain a micro-founded, forward-looking New Keynesian Phillips curve with a short-run trade-off between inflation and unemployment. The main advantage is that a second-order approximation to a proper micro-founded welfare loss function could be obtained. This led to the advice that central bankers should not target the actual output gap, but should target the economy as close as possible to the level of output that would have prevailed under flexible wages and prices. This advice only works if the right level corrective taxes and subsidies ensure that the flexible price equilibrium is first best and, in particular, correct for the distortions arising from non-competitive behaviour. Monetary policy can then concentrate on correcting the temporary distortions of relative prices. However, the New Keynesian Phillips curve has some problems explaining that inflation displays inertia and monetary disinflations are contractionary.

This paper spells out in a little more detail these developments in macroeconomic theory during the last four decades. Table 1 summarises the main persona and ideas of the various schools of macroeconomic thought and shows in which part of the paper they are discussed. Hopefully, this puts recent advances in macroeconomic theory in a better perspective. An attempt is made to assess whether New Keynesian economics captures the quintessential features stressed by J.M. Keynes. Particular attention is paid to New Keynesian workhorses such as the micro-founded Keynesian multiplier and the New Keynesian Phillips curve. These theories capture wage and price sluggishness and aggregate demand externalities in a framework of monopolistic competition and give a key role to expectations. The main deficiencies, however, are the inability to predict a pro-cyclical real wage in the face of demand shocks, the absence of inventories, credit constraints and bankruptcies in explaining the business cycle, and the absence of an effect of the nominal as well as the real interest rate on aggregate demand. Furthermore, they fail to distinguish between effective and notional demands and supplies, to model unemployment as a catastrophic event and to allow for psychological features such as downward rigidity of wages and not taking account of the full effects of changes in inflation at low rates of inflation.

Section 2 summarises the classical view of macroeconomics and the crucial role played by the labour market and distortions such as the tax wedge. It explains that government spending is fully crowded out by falls in investment, consumption and net exports, and more than fully crowded if financed by taxes on labour. The classical multiplier is thus likely to be negative. It also argues that money is neutral in the classical view. Section 3, in contrast, puts forward the Keynesian view and the crucial role of aggregate demand management. It explains that the Keynesian multiplier is positive and weakened by leakages from saving, taxation and imports, financial crowding out, and automatic stabilisers. Section 3 also discusses the Keynesian multipliers for a small open economy and the assignment of monetary or fiscal policy to aggregate demand in a stochastic economy. Furthermore, it

reviews the general equilibrium features of the macroeconomics of quantity rationing, the micro underpinnings that have been given for the Keynesian multiplier and the rigidity of prices, and the role of credit rationing and financial intermediaries in determining aggregate demand. Section 4 highlights various attempts at a neo-Keynesian synthesis between classical and Keynesian views. The Phillips curve, the accelerator hypothesis, the ongoing battle of the mark-ups and the pro-cyclical real wage, overlapping wage contracts, near-rational wage and price setting, and keeping up with the Joneses are discussed. Section 5 discusses the Lucas critique and the New Classical economics and real business cycle theory. Section 6 critically examines the most recent theories of the New Keynesian Phillips curve. Section 7 discusses their deficiencies from a Keynesian point of view, and offers suggestions for future research.

2. The classical view of macroeconomics

The classical view on macroeconomic policy presumes that all markets clear immediately. All unemployment is voluntary and corresponds to freely chosen leisure or 'holidays'. In addition, unemployment may reflect voluntary engagement in non-market transactions, such as the provision of household and caring services. These exchanges of real resources are not captured in the employment statistics. Nevertheless, there is reason for concern if many people choose too much leisure or participate too much in non-market activities. The fall in labour supply erodes the tax and premium base and threatens the welfare state. The New Right advocates cutting the tax burden and the size of government in order to improve labour market participation and private sector incentives.

2.1. Key role for productive capacity and the labour market

The classical view gives the labour market the limelight in determining aggregate employment and national income. Labour demand declines with the producer wage, $w_P \equiv W(1+t_1)/P$ where W , P and t_1 are the nominal wage, the producer price and the rate of employers' taxes and contributions, respectively. A higher product wage induces firms to shed labour until the marginal product of labour has risen to the new producer wage. Labour supply depends on the consumer wage, $w_C \equiv W(1-t_2)/P(1+t_3)$ where t_2 and t_3 denote the employees' rate of taxes and premiums and indirect tax rate, respectively. A higher consumer wage makes leisure more expensive and thus induces households to work more hours (substitution effect). It also raises income, so households work fewer hours (income effect). Labour supply thus bends backwards for high levels of the consumer wage. Empirical studies suggest that labour supply of males is fairly inelastic, i.e., the income effect wipes out most of the substitution effect, but labour supply of females is more elastic. Labour supply at the extensive margin is more elastic, that is

the decision whether to participate or not in the labour market is more sensitive to changes in the wage than the decision how many hours to work.

The difference between what a worker costs a company and what a worker can spend is the tax wedge, $t \equiv (w_P - w_C)/w_P \approx t_1 + t_2 + t_3$. The tax wedge is the sum of the indirect tax rate, the employers' tax and premium rate and the employees' tax and premium rate. A higher tax wedge reduces labour supply, pushes up the product wage, lowers the consumer wage, and depresses employment and economic activity. With perfect competition it does not matter whether employers or households pay the taxes on labour. Part of the burden of the higher employees' tax rate is passed on to firms, especially if labour demand is relatively inelastic and labour supply is elastic. Similarly, firms shift some of the incidence of the employers' tax to workers by reducing the wage, especially if labour supply is inelastic and labour demand is elastic.

In the seventies many countries tried to cure unemployment by cutting labour supply through a general reduction in working hours, early retirement, etc., because it was clear that a Keynesian response to stagflation would be counter-productive. This is the fallacy of the fixed number of jobs: if the employed work less hours, some unemployed can have a job as well. The classical view rightly argues that this pushes up the wage and reduces the demand for labour. Cutting labour supply grinds the economy to a lower level of economic activity, making the lucky ones with a job better off and dumping in the longer run even more people on the dole.

2.2. Crowding out and effects on saving, investment, budget deficit and trade balance

Demand-side policies do not affect employment or national income, so the classical multiplier for a bond-financed increase in public spending is zero. The classical tax-financed multiplier for public spending is negative, since the associated rise in the tax wedge curbs labour supply and thus decreases national income. A rise in public spending is thus (more than) fully crowded out by falls in the other components of aggregate demand. The mechanism is a rise in the interest rate caused by the government selling bonds to the public. Since domestic bonds become relatively more attractive than foreign bonds, capital flows in from abroad. The associated rise in the demand for domestic currency induces an appreciation of the currency. The higher interest rate generally boosts private saving and reduces private consumption, and depresses aggregate investment. The appreciation of the currency cuts net exports. The higher budget deficit thus leads to a trade deficit as well. With bond finance the rise in public spending is exactly offset by the fall in private consumption, investment and net exports. With tax finance it is more than fully offset, so that employment and output fall.

This type of crowding out presumes that government debt and real capital assets are close substitutes in private asset portfolios. In general, a higher supply of bonds induces excess supply in the bond market and excess demand for funds in the markets for money and real capital assets. To restore equilibrium in financial markets, the price of bonds falls and the return

on bonds rises while the return on real capital falls. This reduces new investment. If bonds are closer substitutes for money than for real capital assets, the wealth effect raises demand for real capital assets and reduces the required return on new investment, thereby inducing crowding in of private investment.

The higher interest rate reduces money demand which raises the price level for a given nominal money supply. Hence, a bond-financed expansion of aggregate demand does not boost employment or national income but merely changes the composition of aggregate demand through a higher interest rate and price level and an appreciation of the currency.² Money is thus neutral. An expansion of the money supply, achieved by buying bonds on the open market, merely leads to a proportional increase in prices and leaves employment, national income and the interest rate unaffected. Inflation is thus purely a monetary phenomenon and there is no role for demand-side policies. There may be a role for more public spending on material and immaterial infrastructure. If labour and capital are cooperative production factors, this boosts the demand for labour and raise both employment and the wage.

3. The Keynesian view: demand-side policies

In contrast, the Keynesian view argues that aggregate demand for goods, rather than the cost of labour, determines aggregate employment. This view is more pessimistic about the market clearing mechanism: prices and nominal wages are rigid in the short run. The economy has idle capacity and unemployed workers. Fiscal expansion may help to combat unemployment.

3.1. The textbook Keynesian multiplier: closed economy

The Keynesian multiplier for a rise in public spending was, in fact, for the case of a given interest rate derived by Kahn (1931) before the publication of Keynes (1936), namely the inverse of the marginal propensity to save. In general, the simultaneous determination of national income and the interest rate occurs in the IS-LM model popularised by Hicks (1937). Aggregate demand consists of private and public consumption, private and public investment, and net exports. It rises with national income and declines with the interest rate (and the value of the currency) and determines national income, giving rise to the familiar downward-sloping IS-curve. Money demand also rises with national income and falls with the interest rate, and must equal the real supply of money, leading to the upward-sloping LM-curve. Bond-financed fiscal expansion shifts out the IS-curve, which yields the familiar Keynesian bond-financed multiplier for a rise in public spending:

$$1/(1-MPC+MPM+CRO) =$$

² With fixed exchange rates the central bank intervenes by selling home currency, thus boosting money supply. There is no crowding out through appreciation of the currency, but through a higher price level.

$$1 + (\text{MPC}-\text{MPM}-\text{CRO}) + (\text{MPC}-\text{MPM}-\text{CRO})^2 + (\text{MPC}-\text{MPM}-\text{CRO})^3 + \dots,$$

where MPC is the marginal propensity to consume, MPM the marginal propensity to import and CRO financial crowding out. The marginal propensity to consume is $\text{MPC}=c(1-t_2)$ where c is the marginal propensity to consume out of disposable income. The marginal propensity to save out of gross income is $(1-c)(1-t_2)$. Higher public spending, even of the hole-in-the ground variety, sets in motion a multiplier process. To illustrate, set $t_2=0.25$ and $c=0.8$ so that $\text{MPC}=0.6$ and the marginal propensity to save out of gross income is 0.15. If the government then spends hundred million euros on construction workers and we ignore imports and financial crowding out, workers save 15 million euros, pay 25 million euros in taxes and spend 60 million euros on consumption goods out of this extra income. The recipients of this additional expenditure save 9 million euros, pay 15 million euros in taxes, and spend another 36 million euros. This eventually expands private consumption by 150 million euros. Together with the initial increase in public spending, this yields a total expansion of national income of $100+60+36+\dots=250$ million euros, corresponding to a multiplier of 2.5. Not all the expansion in income is consumed. Part of it leaks away via higher saving, 37.5 million euros, and higher taxes, 62.5 million euros. Bigger leakages from saving and taxes yield a smaller multiplier. If some of the additional expenditures are spent on foreign goods, e.g., $\text{MPM}=0.4$, the multiplier is reduced to 1.25. If aggregate demand is insensitive to the interest rate (a vertical IS-curve) and/or the economy is in a liquidity trap (a horizontal LM-curve), there is no financial crowding out ($\text{CRO}=0$). In general, however, the sale of government bonds needed to finance higher public spending pushes up the interest rate and lowers private consumption, investment and (through appreciation of the currency) net exports, thereby reducing the multiplier (as $\text{CRO}>0$). Financial crowding out is more significant (CRO large) if aggregate demand is more sensitive to the interest rate and the semi-elasticity of money demand with respect to the interest rate is small. If the rise in public spending is financed by higher taxes, we obtain the balanced-budget multiplier $(1-\text{MPC})/(1-\text{MPC}+\text{MPM}+\text{CRO})\leq 1$. This multiplier is smaller than under bond finance, because higher taxes reduce disposable income and depress private consumption and aggregate demand. With no imports and no financial crowding out, the balanced-budget multiplier is exactly one (Haavelmo, 1945).

If public spending is a close substitute for private spending, higher public spending reduces private spending and further dampens the Keynesian multiplier. Automatic stabilisers operate contra-cyclically, especially if benefits are substantial and the tax system is progressive. They reduce the Keynesian multiplier and make demand management less effective. In summary, the Keynesian multiplier is substantially reduced by leakages from saving, taxes and imports, financial crowding out, direct crowding out and tax finance and automatic stabilisers. In that case, exogenous shocks to aggregate demand (e.g. arising from changes in world trade) do not affect the economy much either.

Most of the well-known Keynesian macroeconometric models explain cycles due to various lags in the components of aggregate demand. In particular, the accelerator theory of investment allows current and past changes in output to affect the demand for investment goods. Much attention is always given to the dynamics of inventory accumulation (e.g., Blinder, 1981; Blinder and Fischer, 1981). These lags induce rich dynamic responses.

3.2. The textbook Keynesian multiplier: small open economy

The global capital market drives returns on financial securities close to each other. This affects the effectiveness of macroeconomic policy. With a floating exchange rate and perfect international capital mobility fiscal policy cannot be used to influence aggregate demand. A rise in public spending or a tax cut pushes up the interest rate and leads to incipient capital inflows. This induces appreciation of the currency and a switch in demand away from domestic goods towards foreign goods. The rise in public demand is exactly offset by a fall in net exports rendering unilateral fiscal expansion ineffective. Such economies are also well insulated from foreign shocks to aggregate demand. Monetary expansion, in contrast, is extremely powerful. The downward pressure on the domestic interest rate induces incipient capital outflows. The associated depreciation of the exchange rate boosts net exports and thus aggregate demand even further. With floating exchange rates a country is able to cushion the impact of an adverse external shock by allowing the exchange rate to depreciate. But this is not costless; it raises import prices and harms price stability. Monetary authorities may respond by tightening monetary policy and raising interest rates to prevent the exchange rate from falling. Economies are then only partially insulated from foreign shocks.

With fixed exchange rates monetary expansion, again achieved by purchasing bonds on the open market, causes incipient capital outflows. The central bank defends the currency by selling foreign reserves and purchasing own currency. The associated drop in money supply renders the initial monetary expansion completely ineffective; at the end of the day the central bank has merely changed foreign for domestic bonds. With a fixed exchange rate the domestic interest rate is tied to the foreign interest rate and cannot be used to combat unemployment. Fiscal expansions, in contrast, induce purchases of foreign reserves to prevent the currency from appreciating. The corresponding expansion of the money supply ensures that fiscal expansions are relatively powerful under pegged exchange rates.

3.3. Uncertainty and the appropriate Keynesian policy mix

Whether one should use the interest rate or the money supply to control aggregate demand in a Keynesian setting depends on where the shocks in the economy originate from. If shocks in goods demand are much more (less) volatile than shocks to money demand, the money supply (interest rate) is the appropriate instrument for managing aggregate demand (Poole, 1970). In

the open economy a regime of pegged exchange rates is ideal if shocks come mainly from money demand while a nominal income target is best if shocks occur primarily in goods demand (Bean, 1984). Other important rule of thumb are to make more use of instruments whose multipliers are known more precisely and to use a mix of policy instruments greater than the number of targets of economic policy (Brainard, 1967). Robust macroeconomic policies are supply-friendly fiscal expansions. A tax cut stimulates economic activity, irrespective of whether one is a Keynesian or a classical. In the former case, tax cuts raise disposable income and stimulate aggregate demand. In the latter case, tax cuts reduce the wedge between the producer and the consumer wage, and improve incentives for labour market participation and economic activity. Other robust policies are public investment or education with a market return. These boost the economy in Keynesian and classical worlds. Raising public consumption or public employment is not a robust fiscal policy. From the classical point of view, the rise in public spending is crowded out by falls in private spending. Most Keynesians recognise that the expansion of demand may come too late, due to a variety of recognition, decision and implementation lags, and be counter-productive. Supply-friendly policies such as tax cuts, public investment and education programmes may also be pro-cyclical due to recognition, decision and implementation lags. Fine-tuning is thus in practice difficult.

3.4. Macroeconomics of quantity rationing with micro foundations

During the seventies the Keynesians were under attack for being ad hoc and lacking serious microeconomic foundations. The first attempts to provide a micro underpinning for Keynesian economics were made by Barro and Grossman (1971) and Malinvaud (1977) and had two main features. First, given that the price system does not work, quantity signals take over from price signals as a coordination device. Second, general equilibrium interactions between labour, product and financial markets are important. Rationing in one market has spill-over effects in other markets and effective rather than notional demands and supplies matter. The Keynesian regime is characterised by generalised excess supply of labour and goods. Since households are involuntarily unemployed and cannot sell all the labour they want, their demand for goods is determined by their effective (constrained) labour supply. Firms cannot sell all the goods they want, so their demand for labour is constrained by the aggregate demand for goods. A Keynesian multiplier results, since boosting aggregate demand by cutting taxes or raising government spending raises employment and output. In contrast, the classical regime is characterised by excess supply of labour and excess demand for goods. Demand for labour is thus determined by the cost of labour alone and not constrained by lack of demand for goods. Since households can buy what they want but cannot sell all their labour, their supply of labour follows from labour demand and this determines how much they consume. The classical regime has a recursive solution: the cost of labour determines labour demand, which equals effective

supply of labour and gives aggregate output. The classical multiplier for government spending is thus negative. There is also a regime of repressed inflation characterised by generalised excess demand for goods and labour. In that case, the multiplier for government spending is negative as this worsens the queues of households in the shops. Households then even have less incentive to supply labour, since they cannot buy anything with their hard-earned cash.

In the classical regime the real wage must fall to fight unemployment. In contrast, the real wage should rise in the regime of Keynesian unemployment in order to boost aggregate demand for goods. This loosens the quantity constraint of firms and encourages them to hire more labour. Bénassy (1982) and Heijdra and van der Ploeg (2002, Chapter 5) survey the macroeconomics of quantity rationing. Intertemporal extensions allow for intertemporal spill-over effects and may induce bootstrap effects if pessimistic expectations about future quantity constraints increase the likelihood of quantity constraints today. The economy can thus get locked into an undesirable equilibrium with widespread Keynesian unemployment. Since the quantity rationing approach to macroeconomics does not rigorously explain *why* wages and prices are rigid in the short run, it is nowadays rather less popular. However, the insights that spill-over effects between labour and goods markets, effective demands and supplies, and bootstrap effects matter and that cutting real wages may not help to combat unemployment especially in the Keynesian regime remain important. Of course, prices and wages are sluggish. Hence, Keynesian economists nowadays prefer to explain why this is the case. For that they have to leave the realm of competitive economies.

3.5. Aggregate demand externalities and Keynesian multipliers

The literature on micro foundations of Keynesian multipliers (e.g. Hart, 1982; Mankiw, 1988; Startz, 1989; Bénassy (2002); Heijdra and van der Ploeg, 1996 and 2002, Chapter 13) stresses coordination failures and imperfect competition. No individual firm wishes to hire an additional worker, because there is no guarantee that the extra income is spent on the firm's products. All firms together have a joint incentive to employ extra workers. Firing civil servants (cf. issuing bonds) finances increases in public spending on private goods. The result is a boost to profit income and aggregate demand, because civil servants do not consume all their income. Firms are eager to sell the additional output, since price exceeds marginal cost. The extra profit income sets off a new round of demand and profit increases. This multiplier process is dampened by the adverse effect of higher profit income on labour supply – the standard income effect leading to a drop in labour supply. The long-run multiplier is smaller, since entry and exit wipes out profit income in the long run. These results are somewhat un-Keynesian, since they rely on the labour supply channel. These results depend on how the rise in public spending is financed. The main insight seems to be that increasing returns and imperfect competition are crucial for understanding unemployment.

Coordination failures arise, because wage and price setters take into account what other wage and price setters do (e.g., Cooper and John, 1988). Consider the response to a cut in the money supply. If firms do not cut prices, real money balances fall, a recession follows and profits fall. If all firms cut prices, real money balances and profits do not fall and Keynesian unemployment is avoided. If some firms cut prices, a recession ensues and they make fewer profits than the firms do who do not cut prices. The prisoner's dilemma suggests that the inferior outcome with a Keynesian recession will prevail where no one firm trusts other firms not to cut prices as well. Prices can be sticky, because people expect them to be. Another way of looking at coordination failure is that with Keynesian unemployment no individual firm has an incentive to hire an extra worker, because this new worker will spend his extra income on the products of other firms as well. However, if all firms together hire an extra worker, they could all be sure that they fully benefit from the extra demand generated by these extra workers. John Maynard Keynes himself stressed the importance of animal spirits, coordination failure and multiple equilibrium outcomes. Cooper (1999) surveys a large literature on multiple equilibrium outcomes and coordination failures, which explains the crucial role of macroeconomic complementarities, 'thick' markets and increasing returns to scale to explain the emergence of bootstraps and multiple equilibrium outcomes.

3.6. Small menu costs to explain rigidity of prices

The main shortcoming of earlier attempts to provide micro foundations of Keynesian macroeconomics is that they assume that prices or wages are inflexible, even though there are opportunities for profitable trade that are not exploited. Why do nominal as well as relative prices matter? New Keynesians responded with a coherent explanation of why prices behave sluggishly and why they affect real outcomes. Adjusting prices is costly, since firms need to print and distribute new catalogues and price lists. These so-called menu costs are of course small, but New Keynesians showed that with monopolistic competition these could nevertheless have large effects on the economy as a whole. Other firms profit from a price cut by one firm, since the slight increase in real income raises demand for their products as well. The key point is that with this aggregate demand externality private losses from not changing prices are only of second order magnitude despite social losses being of first order magnitude (Mankiw, 1985; Akerlof and Yellen, 1985; Parkin, 1986). This is a simple application of the envelope theorem. Hence, if firms only have small (second-order) costs of price adjustment or are near-rational, they may choose not to change prices in the face of shocks, even if the macroeconomic effects of not changing prices are substantial. More on New Keynesian multipliers and reasons for sluggish price formation may be found in the volumes edited by Mankiw and Romer (1991).

3.7. Credit constraints, imperfect information and supply failure

The Modigliani-Miller theorem says that the way the firm finances it self is irrelevant. The early literature on economic fluctuations would have rejected this view. Kalecki (1935) and others stress that investment by firms is financed by retained profits rather than borrowing. This amplifies the size of the multiplier and thus is an important source of macroeconomic fluctuations. Kalecki's work pre-dates Keynes' *General Theory* and develops some of the first 'Keynesian' theories of the distribution of income between capitalists and workers and its effect on aggregate fluctuations. However, even though Kalecki stressed the role of imperfect capital markets, neither traditional nor New Keynesian Phillips curves capture real world features that affect firm and bank behaviour such as credit constraints, equity constraints, bankruptcies and other market failures arising from imperfect information. If loans and other forms of consumer credit are not perfect substitutes for government bonds (as the IS-LM model assumes), one must pay attention to the role of financial intermediaries in providing credit or bank loans. By reducing bank reserves the central bank directly controls the ability of commercial banks to lend, hence one must model the multiplier converting central bank reserves into bank deposits. In that case, higher bank reserves lower the interest rate on bank loans and thus lower aggregate demand. Monetary expansion and credit market shocks thus affect the IS-curve as well as the LM-curve, and will thus affect macroeconomic outcomes even in the presence of a liquidity trap (Blinder, 1987).

With asymmetric information between lenders and borrowers, firms may be rationed in their desire to borrow. The reduction in lending then takes place through credit rationing rather than a rise in the interest rate. In such settings the nominal interest rate affects aggregate demand. Monetary policy is associated with big allocative distortions and is as much about supervision and regulation as the interest rate (Stiglitz and Greenwald, 2003). The role of credit market conditions in the propagation of business cycles and the amplification of the effects of real and monetary shocks (the financial accelerator) is surveyed in Bernanke, Gertler and Gilchrist (2000). They show that abrupt increases in insolvencies and bankruptcies, bank failures and collapsing asset prices not only result from recessions, but are the driving forces behind recessions. Incorporation of credit market considerations and price sluggishness along the lines of Calvo (1983) then results in a dynamic New Keynesian model of the business cycle.

4. Attempts at a Neo-Keynesian synthesis

Any attempt to capture what Keynesians believe should satisfy at least the following three features. First, aggregate demand is influenced by fiscal and monetary policy. This means that cutting taxes today and raising them tomorrow to finance interest and repayment boosts aggregate demand. In other words, Ricardian debt neutrality (e.g., Barro, 1974) must not hold.

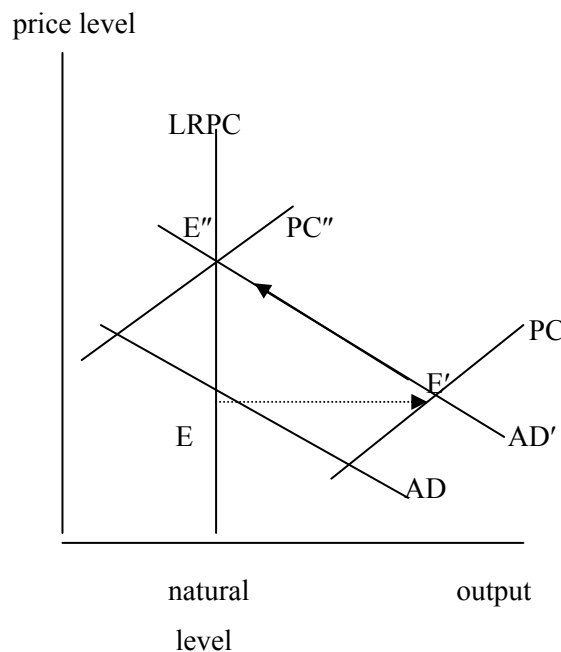
A rise in private saving thus does not fully offset an increase in the government deficit (consistent with the lack of a big increase in private saving resulting from the recent huge tax cuts and those of 1981 and 1984). One explanation is that all or some consumers are liquidity constrained and do not have access to capital markets. Another possibility is that new generations of consumers are born on which one can shift the burden of future taxation (Blanchard, 1985). Second, changes in aggregate demand affect mainly real output and employment and not prices in the short run. In the long run money is perhaps neutral, but in the short and medium run it has real effects on employment and output if prices and nominal wages move sluggishly. In the short run with rigid prices expansionary fiscal policies have multiplier effects on employment and output. Third, markets do not function properly and the economy has on average unused resources and operates below capacity due to the prevalence of unemployment of capital and labour. Keynesians do not see business cycles as efficient responses to technology shocks or unattractive opportunity, but as social waste. They are thus concerned about high unemployment likely to argue in favour of contra-cyclical demand management, albeit of a rough and ready kind. The fine tuning ambitions of the seventies have long been given up, since imprecise recognition, implementation and behavioural lags may render fine tuning counter-productive. An extra feature which most Keynesian economists insist on is that wages are more rigid downward than upward; see also the evidence in Bewley (1999).

The neo-Keynesian synthesis pays attention to both aggregate demand and aggregate supply. It assumes a Keynesian view on the short run and a classical view on the long run. The classical way to realise this is with a Phillips curve relating nominal wage growth to unemployment (Phillips, 1958). Most macroeconomic models achieve this with an expectations-augmented Phillips-curve. This explains the growth in nominal wages by the expected rate of inflation in the consumer price index plus terms that depend on the tightness of the labour market. Sometimes a term is included to reflect that a higher growth in labour productivity allows firms to grant higher wages without causing inflation. In the short run expanding demand through cutting taxes or increasing public spending boosts employment and output, but there may be some crowding out due to a higher interest rate and an appreciation of the currency. The expansion of demand pushes up prices and wages. This reduces the real value of wealth and thus private consumption (and money demand) and also cuts the real supply of money. Both effects depress aggregate demand. Hence, prices and wage continue to rise until the increase in demand is fully crowded out. Although the short-run multiplier is positive, the long-run multiplier is reduced to zero. Many Keynesians want the government to stimulate demand, if there is involuntary unemployment, rather than wait for the market to do its work. Neo-Keynesians are quite happy to have rational expectations as a working hypothesis, but insist on various nominal rigidities and market failures.

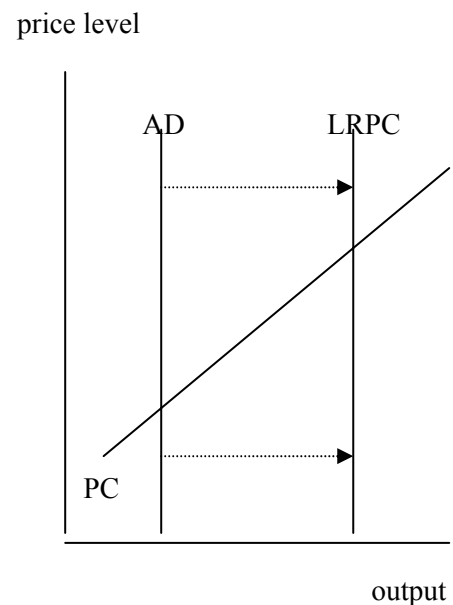
The simplest synthesis is to consider changes in public spending or the nominal money supply and assume expected inflation is zero. In that case, aggregate demand (AD) increases with real money balances and thus decreases with the price level. Inflation follows from a Phillips curve (PC) and increases if output is above its natural level. Figure 1(a) then shows that a fiscal or monetary expansion raises output in the short run (move from E to E'). This exerts upward pressure on nominal wages and prices and erodes the real value of money balances, so that the interest rate rises and the initial gains in aggregate demand are gradually dissipated. The upward shift of the Phillips curve thus moves the economy back along the aggregate demand schedule (from E' to E''). In the long run there is only an increase in the price level, since the initial expansion of employment and output is fully dissipated by the real balance effect. Some die-hard Keynesians insist on a liquidity trap and deny that there is a real balance effect (i.e., bonds and money are perfect substitutes). In that case, the aggregate demand schedule is vertical and only fiscal expansion can get the economy back to full employment – see Figure 1(b).

Figure 1: Keynesian-classical synthesis and the real balance effect

(a) With real balance effect



(b) Without real balance effect



4.1. The Phillips curve and the accelerator hypothesis

Friedman (1968) and Phelps (1967, 1968) argue that the long-run Phillips curve is vertical at the natural unemployment rate or NAIRU, so that inflation increases (decreases) forever if unemployment is below (above) its natural rate. The short-run Phillips curve displays a trade-

off between inflation and unemployment. To illustrate, consider the accelerator Phillips-curve where next period's inflation π_{t+1} depends on the output gap y_t and expected inflation equals last period's inflation:

$$(1) \quad \pi_{t+1} = \pi_t + \alpha y_t + \varepsilon_{\pi t+1} \quad \text{with} \quad \alpha > 0, \quad \varepsilon_{\pi t} \sim \text{IN}(0, \sigma_\pi^2),$$

where $\varepsilon_{\pi t}$ is a cost-push disturbance. Systematic deviations from the NAIRU ($y_t > 0$) induce a never-ending spiral of inflation or deflation. Alternatively, aggregate supply increases with unexpected inflation. Aggregate demand depends negatively on the real interest rate:

$$(2) \quad y_{t+1} = \lambda y_t - \beta (i_t - \pi_{t+1|t} - r) + \varepsilon_{y t+1} = \lambda' y_t - \beta (i_t - \pi_t - r) + \varepsilon_{y t+1} \\ \text{with } 0 < \lambda < 1, \quad \lambda' \equiv \lambda + \alpha\beta > \lambda, \quad \beta > 0 \quad \text{and} \quad \varepsilon_{y t} \sim \text{IN}(0, \sigma_y^2),$$

where r denotes the long-run average real interest rate, λ gives persistence in the output gap and $\varepsilon_{y t}$ is a demand shock (e.g., a fiscal expansion or animal spirits). The one-period-ahead private-sector inflation forecast and the real interest rate are, respectively, $\pi_{t+1|t} = \pi_t + \alpha y_t$ and $i_t - \pi_{t+1|t} = i_t - \pi_t - \alpha y_t$. Rudebusch and Svensson (1999) show that this model fits US data fairly well - see also Judd and Rudebusch (1998). The central bank uses the nominal interest rate to minimise the asymptotic expected value of the intra-temporal welfare loss $\gamma_t = (\pi_t - \pi^*)^2 + \kappa y_t^2$, where π^* is desired inflation and $\kappa > 0$ the weight given to full employment (output) targeting. The equilibrium level of employment and output is efficient, so the desired output gap is zero. We thus abstract from inflation bias induced by time inconsistency problems (Kydland and Prescott, 1977; Barro and Gordon, 1983). Optimisation yields the Taylor rule for the optimal nominal interest rate:

$$(3) \quad i_t = r + \pi^* + (1 + \mu_\pi) (\pi_t - \pi^*) + \mu_y y_t = r + \pi^* + (1 + \mu_\pi) (\pi_{t+1|t} - \pi^*) + (\lambda/\beta) y_t$$

with $0 < \mu_\pi \equiv \alpha\xi/[\beta(\kappa + \alpha^2\xi)] < 1/\alpha\beta$, $\mu_y \equiv (\lambda'/\beta) + \alpha\mu_\pi > 0$ and $\xi \equiv \frac{1}{2} + \frac{1}{2}(1 + 4\kappa/\alpha^2)^{1/2} \geq 1$. The constant in the Taylor rule for the optimal nominal interest rate equals the sum of the average real interest rate and target inflation. The optimal nominal interest rate rule (3) 'leans against the wind', since the central bank deflates (boosts) the economy by raising (lowering) the nominal interest rate if inflation and output are above (below) target. The central bank reacts more vigorously to the output gap if aggregate demand is more persistent. The reaction coefficient on the inflation gap exceeds unity. Taylor (1993) estimates $i_t = 4\% + 1.5(\pi_t - \pi^*) + 0.5y_t$. Rotemberg and Woodford (1997, 1999) provide other estimates of Taylor rules. The special case of strict inflation targeting ($\kappa = 0$) gives $\xi = 1$, $\mu_\pi = 1/\alpha\beta$, $\mu_y = (1 + \lambda')/\beta$ and yields the

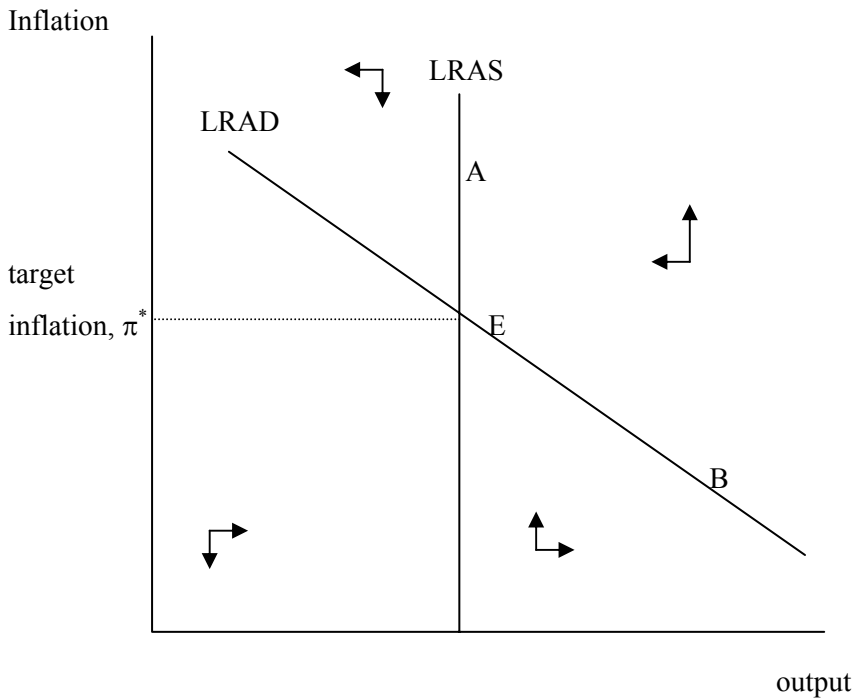
maximum reaction to the inflation and output gaps. More emphasis on output targeting (higher κ) reduces both reaction coefficients. The Taylor rule can also be expressed in terms of the one-period-ahead inflation gap forecast and the output gap.

Substitution of (3) into (2) yields the closed-loop aggregate demand schedule:

$$(2') \quad y_{t+1} = -\mu_y [\alpha y_t + \beta (\pi_t - \pi^*)] + \varepsilon_{y,t+1}$$

which is portrayed together with the supply schedule (1) in Figure 2. Monetary disinflation (lower π^*) temporarily pushes up the nominal interest rate, which lowers aggregate demand and output. An adverse shock to aggregate demand (lower ε_y) depresses unemployment, which induces a looser monetary policy and lowers inflation. A permanent cost shock (higher ε_π) induces inflation, which is combated with a tighter monetary policy. This induces unemployment, so that stagflation results. Figure 2 illustrates the effects of these shocks.

Figure 2: Optimal inflation-output trade-off under the Taylor rule



4.2. Battle of the mark-ups, pro-cyclical real wage and solvent policy rules

Layard, Nickell and Jackman (1991) in their empirical work allow for non-competitive wage setting and price setting and for conflict about the functional distribution of income. Their vision on the battle of the mark-ups allows for a pro-cyclical real wage, a quintessential Keynesian feature. Real wage rigidity arises from efficiency wages, which suggests that firms

pay above the market-clearing wage to recruit, motivate, discipline and/or retain workers. A reserve army of unemployed is thus an essential feature of a capitalist economy. Trade unions with monopoly power also negotiate a wage above the market-clearing level, particularly if labour demand and goods demand are fairly inelastic and firms make substantial monopoly profits. Real wage rigidity also occurs with insider-outsider behaviour and implicit contracts. Real wages usually rise in booms if unions are strong and fall during recessions. Price setting follows from monopolistic competition among firms. If the desired wage mark-up and the desired price mark-up (or profit margin) of firms are incompatible, inflation occurs in the short run (e.g., Rowthorn, 1977) and unemployment results in the long run. Inflation and eventually unemployment reconcile the conflict that arises if the claims of wage setters, price setters, the government and the rest of the world exceed the size of the national cake.

Consider the wage and price mark-up equations (same notation as section 2):

$$(4) \quad p - (w^e + t_1) = \alpha_1 y + \varepsilon_1, \quad \alpha_1 > 0 \quad \text{and} \quad w - t_2 - (p^e + t_3) = \alpha_2 y + \varepsilon_2, \quad \alpha_2 > 0$$

where ε_1 represents price push (oil prices, import prices, firm monopoly power, etc.) and ε_2 wage push (higher unemployment benefits, union power, etc.). With higher unemployment and lower output the power of firms and unions crumbles, so expected price and wage mark-ups fall. With $w^e = w$ the price equation reduces to the downward-sloping labour demand schedule. Demand shocks then give rise to an unrealistic contra-cyclical real wage. Layard, Nickell and Jackman (1991) assume that wage and price surprises are the same ($w - w^e = p - p^e$) and expected inflation is last period's inflation. They thus obtain the following accelerator Phillips curve:

$$(1') \quad \Delta\pi = \alpha (y - y^*), \quad \alpha \equiv (\alpha_1 + \alpha_2)/2 > 0, \quad y^* \equiv (\varepsilon_1 + \varepsilon_2 + t)/(\alpha_1 + \alpha_2) > 0$$

where y^* denotes the difference between the distorted and the first-best level of equilibrium output. Distortions arise from price push, wage push and taxation, particularly if the degree of real wage rigidity (i.e., $(\alpha_1 + \alpha_2)^{-1}$) is substantial. Changes in inflation rates capture policy surprises, i.e. differences between actual and expected inflation rates, which induce higher unemployment. Employment and output are boosted, because employers and employees are fooled to think that prices, wages or taxes are lower than they actually are. Inflation and unemployment are influenced by a range of demand and supply factors. The short-run impact of incompatible claims on the national income is felt on inflation and the long-run impact on unemployment. The real consumption wage resulting from the battle of the mark-ups is:

$$(5) \quad w - t_2 - (p + t_3) = \frac{1}{2} (\alpha_2 - \alpha_1) y + \alpha y^* + \varepsilon_2.$$

Typically, wages are more responsive to output and unemployment than prices ($\alpha_1 < \alpha_2$), especially under the normal cost-pricing hypothesis. If output is above its natural rate, inflation rises. The resulting nominal price and wage surprises boost the real wage at the expense of the mark-up of firms in the short run. Rising (unanticipated) inflation reconciles claims on the national cake by cheating both firms and workers out what they intended. If $\alpha_1 < \alpha_2$, this redistributes income from firms to workers so that the real wage moves pro-cyclically.

With an aggregate demand schedule and a welfare loss function depending on squared deviations of output and inflation from their natural rates, one can derive contra-cyclical stabilisation rules for budgetary and monetary policy. Such optimal rules abstract from solvency and the intertemporal government budget constraint. To allow for a marriage of optimal stabilisation policy and tax and seigniorage smoothing (Barro, 1979; Mankiw, 1987), the counter-cyclical policy rules must be augmented with a constant factor to ensure solvency of the public sector (van der Ploeg, 1995). Principles of public finance require that tax rates and monetary growth go up and down together to equalise the marginal distortions of the various sources of public revenue. In contrast, stabilisation requires tax and monetary growth to move in opposite directions. For example, to boost employment one can either lower taxes or raise monetary growth. There is thus a tension between public finance and stabilisation objectives.

With flexible wages and prices higher permanent public spending is financed by a permanent increase in tax rates and monetary growth. With sluggish prices and wages the government counteracts short-run overheating of the economy with temporary cuts in monetary growth and tax hikes. Tax and seigniorage revenues are not smoothed over time. Instead, the tax hikes are sufficiently large to permit the government to pay off debt (or build up assets). To be able to finance principal and interest, the economy must eventually end up with higher inflation and monetary growth than with price and wage flexibility. Higher government commitments thus induce higher long-run inflation and tax rates, and also higher long-run unemployment. Similarly, *temporary* budgetary shocks have *permanent* effects on inflation and unemployment (cf., hysteresis). The traditional rules of public finance, i.e., finance temporary increases in spending with debt and permanent increases with taxes, no longer hold. When prices and wages are sluggish, temporary *and* permanent hikes in public spending induce permanently higher debt levels with adverse long-run effects on inflation and unemployment. In the short run inflation and taxes move in opposite directions, but in the long run they move up and down together.

4.3. Overlapping wage contracts

Important features of collective wage negotiation contracts are that they are fixed in nominal terms, they remain in force for anything up to three years, and are staggered. This led Fischer (1977), Phelps and Taylor (1977) and Taylor (1979) to develop theories of overlapping wage contracts. The main implication is that firms do not want to adjust their prices and wages to move too much out of line with others. Consequently, nominal shocks do not fully translate in wages and prices, and have real effects even under rational expectations (cf., section 5). A critique of this overlapping wage contracts approach is that the timing of nominal wage adjustments is exogenous and that it does not always explain *why* wage setters find it rational to sign contracts that are not synchronised and lead to obvious inefficiencies.

4.4 Near-rational wage and price setting

Akerlof, Dickens and Perry (2000) point out a shortcoming of conventional Phillips curves with a given NAIRU: in recent years low and stable rates of inflation have coexisted with a wide range of unemployment rates. They also argue that the coefficient on expected inflation in the Phillips curve changes over time. It was low in the fifties and sixties, higher in the seventies, and lower afterwards. They consequently find that there is a trade-off between inflation and unemployment at low rates of inflation, but not such a trade-off at high rates of inflation. It is not so important how people form expectations, but how they use them. Psychologists teach us that people use simple mental frames or decision heuristics and make cognitive errors. This suggests that people edit information and only react once a threshold of salience is passed. People thus ignore inflation if inflation is low at the time of setting wages and prices and that they need not project all of anticipated inflation. Furthermore, people ignore the usual links stressed by economists. For example, workers realise that inflation erodes their real purchasing power but forget, especially if inflation is low, that inflation increases the demand for their earnings or what they could earn elsewhere. In that case, prices and wages will be set lower than what economists typically predict. Wage earners thus systematically underestimate the effects of inflation on profits and the wages their employers are prepared to pay. Although at high rates of inflation a NAIRU will prevail, there may be substantial long-run gains in employment from moderate rather than from very low or zero inflation even if only a fraction of wages and prices are influenced by near-rational behaviour.

4.5. 'Keynesian' demand management and catching up with the Joneses

Consumer externalities like catching up with the Joneses have drastic implications for intertemporal macroeconomics. Since households do not internalise these external effects, they engage in a rat race to keep up consumption and competitive markets fail to yield the first-best outcome. Ljungqvist and Uhlig (2000) have no redistributive taxation, a balanced

government budget, a linear production technology with productivity shocks approximately following an AR(1) process, and utility depending negatively on labour supply and positively on the deviation of consumption from its aspiration level (a weighted average of past average consumption levels). Households consume a lot if the aspiration level of consumption is high, the tax rate is low, productivity is high and their dislike of work is low.

Ljungqvist and Uhlig show that a pro-cyclical tax on labour is required to restore the first-best outcome in competitive dynamic equilibrium driven by technology shocks. The tax rate thus varies positively with productivity. In a boom households chase each other into a rat race where they work and consume too much, so the government steps in to end this rat race and cools off the economy by raising the tax. In contrast, in a depression the tax is cut to bolster consumption if households are caught together in a negative spiral. Despite a competitive, market-clearing general equilibrium framework, there is a role for contra-cyclical Keynesian demand management to correct for the external effects caused by catching up with the Jones's. Although Ljungqvist and Uhlig (2000) obtain a pro-cyclical fiscal policy, all markets clear and their result is not really Keynesian at all. Since they have no involuntary unemployment and no sluggish price formation, their theory really belongs to the classical or real business cycle schools discussed in the next section.

5. The Lucas critique and New Classical macroeconomics

The Lucas (1976) critique of econometric policy evaluation changed macroeconomics completely. The perceived trade-off between inflation and unemployment in the seventies was illusory, because as soon as the government tries to exploit this trade-off private agents react and change their behaviour. In particular, governments soon realise that to gain jobs by raising inflation will be unproductive as agents update their expectations of inflation and demand higher wages. The net result is higher inflation, but no extra jobs. The upshot is that the NAIRU also determines the short run, but more fundamentally that macroeconomists can no longer neglect rational expectations and micro foundations. Economic policy must depend on 'deep structural' preference and technology parameters. The Lucas critique gave birth to the New Classical macroeconomics, but also fuelled much of the New Keynesian revolution.

5.1 Rational expectations and the neutrality of monetary policy

New Classical economists, in contrast to Keynesian economists, are optimistic about the market mechanism and wary of government intervention (Lucas, 1972, 1973; Sargent and Wallace, 1975). They invoke rational expectations to argue that only policy surprises matter. Any anticipated action of the government to stimulate demand by fiscal or monetary policy is seen through by private agents, so they immediately press for higher wages as compensation for the anticipated increase in prices. This renders demand policy ineffective: people cannot be fooled

systematically. Only unanticipated money matters. The New Classical policy neutrality result depends on rational expectations and all markets clearing instantaneously, thus ruling out overlapping wage contracts, small menu costs, etc. (see section 5). The result leaves open the possibility that anticipated fiscal policy influences the natural rate of output (e.g. through the tax wedge or the Mundell-Tobin effect). In this sense, policy neutrality is a "theoretical curiosum". Most Keynesians are happy to adopt rational expectations, at least as far as financial agents is concerned, but assume that markets do not clear immediately. Rational expectations do not preclude rigid prices. For example, Dornbusch (1976) uses this to explain that monetary disinflation induces overshooting of the exchange rate. Similarly, anticipated expansion of public demand financed by T-bills can induce a recession in the period before the policy is implemented. The fall in economic activity occurs due to the appreciation of the real exchange rate and the rise in the long interest rate (being an average of future short interest rates). Keynesians thus acknowledge that credible announcements of policy changes matter for the economy. The really important difference between the New Classical and Keynesian economists is whether the market mechanism functions properly or not.

5.2. Real business cycles

Real business cycle economists extend the classic Ramsey model of economic growth to allow for stochastic technological shocks and study its impulse responses. The major achievement of Kydland and Prescott (1982) and other real business cycle economists is that technological shocks alone can in such calibrated competitive, dynamic general equilibrium models replicate the variability in and the various moments of US time series for production and consumption. Although calibration of such competitive models may replicate the business cycles of Western economies, this does not imply that these real business models are correct and that there are no other competing non-competitive models that can replicate the business cycle as well by relying on nominal demand shocks. Even real business cycle advocates suggest that 20 to 30 percent of cyclical output variability may be attributed to nominal shocks (e.g., Prescott, 1986; Shapiro and Watson, 1988; Aiyagari, 1994). Real business cycle models suffer from a lack of internal propagation. They have been extended in many ways to explain various empirical puzzles to do with employment variability and the excessive pro-cyclical nature of the real wage, and to allow for open economies. In particular, the economics based on the New Keynesian Phillips curve extends these models with imperfect competition on goods and labour markets and price and wage rigidity (see section 6). The real business cycle methodology is thus widely accepted nowadays. For a textbook exposition see Heijdra and van der Ploeg (2002, Chapter 15).

5.3. Getting macroeconomic priorities right

In a provocative paper Lucas (2003) surveys the evidence and argues that the gains from fine-tuning public spending and short-run management of aggregate demand are tiny compared with the large welfare gains from better long-run, supply-side, growth-promoting policies. To eliminate all variability in consumption, households are prepared to permanently give up one-half of one-tenth of a percent of their consumption level if households have a unit coefficient of relative risk aversion. Even if relative risk aversion is as high as 4, they are still only prepared to permanently forego one-fifth of a percent of their consumption. In practice, some of the shocks are technological, as stressed by real business cycle economists, and macroeconomic stabilisation policy is never perfect. The potential gains of stabilisation policy may thus be a factor three or five less than 0.05 or 0.2 percent. If these are the gains from macroeconomic stabilisation policy, Keynesian demand management is to all practical purposes irrelevant.

However, the welfare cost of business cycles once we allow for heterogeneous agents, incomplete risk sharing, and the catastrophic nature of becoming unemployed may be much higher. In fact, Krusell and Smith (1998, 2002) focus on hand-to-mouth consumers and show with US data that getting rid of all aggregate risk yields one tenth of one percent of consumption. Although the costs for unemployed with little wealth may be very high, the average effects are surprisingly small. However, in Europe the probability of being hit by unemployment and bad luck is much higher for some than for others, so that with depreciating skills avoiding to get caught in long-term unemployment is important and the welfare cost of business cycles may be much higher. Also, the welfare costs of business cycles may jump up once the prevalence of pre-existing tax and non-competitive distortions are taken account of. This literature is perhaps more relevant to show the way for a unified study of social insurance (reallocating risks) and macroeconomic stabilisation (reducing the variance of shocks and risk) than as a critique of stabilisation policy along the lines of New Keynesian macroeconomics. Beaudry and Pages (2001) also find much higher higher welfare cost of business fluctuations. Furthermore, the welfare cost of business fluctuations may be two orders of magnitude greater due to the adverse effect on the rate of economic growth (e.g., Barlevy, 2003).

Galí, Gertler and López-Salido (2002) stress the ‘inefficiency gap’ for assessing the welfare cost of business cycles. I prefer to use the inverse of their ‘inefficiency gap’, the virtual tax t^* . This equals the virtual tax on labour (i.e., the wedge between the consumer wage and the marginal rate of substitution between consumption and leisure or the wage mark-up) plus the virtual tax on firms (i.e., the price mark-up). In competitive economies the virtual tax is zero, but in non-competitive economies this tax is positive. With higher levels of economic activity and profits it is more attractive to incur the cost of acquiring and disseminating information and markets become more competitive (‘thick markets’) or to attack existing monopolies, hence mark-ups may behave contra-cyclical. The evidence

suggests that changes in the contra-cyclical wage mark-up substantially outweigh those in the pro-cyclical price mark-up. This implies that the virtual tax moves contra-cyclically. The unconditional expected welfare cost of business cycles as fraction of trend consumption equals $\Omega \exp(t_{\infty}^*) \text{var}(t^*)$, where Ω is half the ratio of the producer wage bill to gross domestic product. The loss is high if the variance of the virtual tax is high, that is if labour supply is relatively inelastic and risk aversion high. The loss is also high if the pre-existing distortion, i.e., the steady-state virtual tax, is high, since then the gains from raising employment are high. Calibration yields much higher welfare costs than Lucas suggests, namely 0.8 percent to 4.6 percent of trend consumption. Even these costs underestimate true costs, since they ignore costs from efficient fluctuations in consumption and the welfare costs from inflation variability itself. Canzoneri, Cumby and Diba (2004) extend Galí, Gertler and López-Salido (2002) to allow for capital formation with adjustment costs and empirically estimated rules for public spending and the nominal interest rate. They calibrate their New Keynesian (or better Neoclassical) model to US data and also calculate a much higher welfare cost of nominal inertia, namely the average household is willing to forsake one to three per cent of consumption each period in order to avoid price and wage stickiness. This is twenty to sixty times as large as the loss suggested by Lucas (2003) and derives mainly from wage sluggishness. The estimated welfare losses are substantial, since the monetary authorities sub-optimally react to the difference between actual output and output in the non-stochastic steady state (rather than the first-best level of output under flexible wages and prices).

6. Micro-founded Phillips curves and welfare loss criteria

The New Keynesian Phillips curve assumes infinitely lived households, monopolistic competition among firms, staggered price setting and a competitive labour market. For a discussion of the forward-looking New Keynesian Phillips curve, see Roberts (1995), Clarida, Gali and Gertler (1999), Galí (2003) and Woodford (2003). The sticky-information Phillips curve developed by Mankiw and Reis (2002) develops an alternative where information about prices arrives in a staggered way to different firms. Most of the literature relies on the time-dependent mechanism for staggered prices put forward by Calvo (1983). The weakness of this practical approach is that this does not explain *why* such a mechanic form of price rigidity would be optimal. Future work on the New Keynesian Phillips curve may be based on state-dependent price resetting (e.g., Caplin and Leahy, 1991; Devereux and Engel, 2003).

6.1. The New Keynesian Phillips curve

Galí (2003) postulates a linear production function, a log-linear money demand schedule with unit income elasticity, and AR(1)-processes for productivity growth and demand shocks. Felicity depends on consumption (C) and hours worked (L), that is $[C_t^{1-\sigma} / (1-\sigma) - L_t^{1+\phi} / (1+\phi)]$

where σ is the coefficient of relative risk aversion and φ characterises the curvature of the dislike of work. He thus derives the New Keynesian Phillips curve:

$$(1'') \quad \pi_t = \delta\pi_{t+1} + \alpha E_t\{y_{t+1}\} \quad \text{with } \alpha \equiv \lambda(\sigma + \varphi) > 0 \text{ and } \lambda \equiv (1 - \theta)(1 - \delta\theta)/\theta > 0,$$

where $0 < \delta < 1$ is the utility discount factor and θ the fraction of firms that do not change their prices in a given period. With staggered adjustment of prices, firms care about their prices relative to those of other firms. Staggered pricing makes the overall adjustment of prices sluggish, even if individual prices change frequently. The reason is that no firm wants to be the first to up its price substantially. Inflation (1'') is, in contrast to the backward-looking Phillips curves (1) and (1'), determined in a forward-looking fashion. Inflation thus leads output. The reason is that firms realise that price stay put for some time and thus react to future demand and cost conditions. The sensitivity of inflation to the expected output gap (α) increases with the degree of relative risk aversion (σ) and the curvature of the dislike of work effort (φ), but decreases with the degree of price staggering (θ) and the discount factor (δ). With no staggered pricing ($\theta=0$), there is a vertical aggregate supply schedule as the expected deviation from the first-best level of output is zero (i.e., $E_t\{y_{t+1}\}=0$). In general, changes in mark-ups are the driving forces behind changes in aggregate inflation.

Rewriting the Euler equation for the consumer gives the dynamics of the output gap:

$$(6) \quad y_t = E_t\{y_{t+1}\} - [r_t - E_t\{\pi_{t+1}\} - \rho]/\sigma$$

where ρ is the expected real interest rate (the discount rate plus terms that depend on budgetary policy and productivity growth). Expected growth in aggregate demand thus increases with the gap between the real and the expected interest rate, particularly if the elasticity of intertemporal substitution ($1/\sigma$) is large. Finally, the expected welfare loss resulting from departures from the first-best allocation written as a fraction of steady-state consumption equals:

$$(7) \quad \frac{1}{2}(\sigma + \varphi) \text{var}(y_t) + \frac{1}{2}(\eta/\lambda) \text{var}(\pi_t)$$

where $\eta > 1$ is the elasticity of substitution between consumer product varieties. The extraordinary achievement of New Keynesians is to derive a micro-founded expression for the welfare loss, which only depends on deep structural parameters (Woodford, 2003). Inflation in itself is not bad, but policy makers should worry about temporary distortions of relative prices. However, one should realise that the welfare loss (7) is derived under the

assumption that there is a subsidy on labour to exactly offset the virtual tax on labour due to monopolistic competition (i.e., $\log(\eta/(\eta-1))$). This is unrealistic, since lump-sum taxes are not available and many governments need taxes on labour to fund a sizeable welfare state. In general, (7) should be modified to allow for pre-existing distortions and the separation of monetary policy from other public policies is not possible. The expression for the welfare loss is sensitive to the specification of the underlying model. For example, Erceg, Henderson and Levin (2000) also allow for staggered nominal wage contracts, which may be more realistic than staggered pricing. It is then not possible to restore the first-best allocation with flexible wages and prices and the welfare loss is augmented with a term that depends on the variance of wage inflation. The coefficient on that extra term rises with the elasticity of substitution between different varieties of labour and decreases with the degree of wage rigidity. Similarly, (7) suggests that the cost of price inflation rises with the elasticity of substitution between consumer goods varieties (higher η) and the degree of price rigidity (lower λ). A higher fraction of firms that do not change their prices in a given period (θ) implies a greater degree of price rigidity (lower λ and α) and thus a bigger welfare cost of inflation variability. With fully flexible prices there are no relative price movements and inflation does not bring any welfare costs. If labour and goods varieties are imperfect substitutes, they magnify the inefficient spread of output induced by staggered wages and prices and thus inflation variability causes greater welfare costs. The welfare cost of inefficient output fluctuations is particularly high if households are relatively risk averse (high σ) and their marginal disutility of work varies a lot with employment variations (high ϕ).

With the New Keynesian Phillips curve the output gap driving inflation is precisely pinned down by micro foundations. Policy makers should target the deviation of output from the first-best level of output generated in the economy without price rigidities and not the deviation from some, arbitrary de-trended level of output. Rotemberg and Woodford (1999) and Woodford (2001) argue that the optimal output-response coefficient is much smaller if de-trended output is used instead of the theoretically correct more volatile output gap measure. Still, central bankers seem hesitant to target such a volatile target driven by technology and other shocks. Cukierman (this issue) argues that they may be right and gives a simple two-period example to demonstrate that sticky prices may in the absence of complete markets be superior to flexible prices. The target level of output may thus be distorted.

In two exciting papers Benigno and Woodford (2004a,b) derive a quadratic approximation to the micro-founded welfare loss function if there is a distorted steady state and no lump-sum taxes are available to finance a sizeable public sector. In that case, output and labour subsidies cannot be used to correct for monopolistic competition in product and labour markets in order to achieve the first-best optimum. They show that the central bank

must target a level of output that is distorted by taxes and monopolistic competition. Nevertheless, the optimal monetary policy only involves small deviations from zero inflation. The coefficients on the squared output and inflation gaps may in some extreme cases even be negative. Benigno and Woodford (2003) also abstract from lump-sum taxes and extend the analysis to allow for the joint determination of fiscal and monetary policies. Even though the extra instrument makes it easier to stabilise both output and inflation, there is ‘fiscal stress’ as the intertemporal government solvency condition needs to be satisfied (cf. Section 4.2).

Galí (2003) shows that with the New Keynesian Phillips curve a monetary expansion always expands output, but only generates a lower interest rate if risk aversion is sufficiently large and money growth is not too autocorrelated. The so-called liquidity effect is thus not necessarily the reason why output rises. In contrast to real business cycle theory, a positive technological shock is likely to lower employment in the short run unless monetary policy is sufficiently accommodating. Galí (2003) also argues at length in favour of simple Taylor rules reacting to the inflation gap and the output gap rather than a constant money growth rule or an interest rate peg, since these approximate the optimal rules well. Woodford (2003) also advocates simple policy rules. Clarida, Gali and Gertler (2000) and Svensson and Woodford (2002) discuss the merits of the nominal interest rate reacting to future forecasts of inflation and the output gap. It turns out that with a New Keynesian Phillips curve there are gains from credible commitment even if there are no distortions in output and consequent inflation bias as in Kydland and Prescott (1977) or Barro and Gordon (1983).

The welfare loss (7) is derived for a very particular specification of the utility function, the production function, the money demand schedule, and the stochastic processes for technology and preference parameters. The derivation needs to be redone for every variation of the model. Furthermore, the New Keynesian economics suffers from the age-old problem of not having a convincing micro-founded theory of money demand. Postulating an ad-hoc money demand schedule, sticking money holdings in the utility function, or invoking cash-in-advance constraints does not explain *why* people should hold money if bonds give a better return. Interestingly, Galí, López-Salido and Vallés (2003) allow for rule-of-thumb consumers to depart from debt neutrality and have a role for government spending policy in manipulating aggregate demand. This device slips in one of the Keynesian features stressed above, but does not explain *why* households are liquidity constrained and *why* capital markets fail. This realistic feature and the tricks needed to explain money demand, alas, kill one of the main achievements of the New Keynesian macroeconomics: it is not possible to do a micro-founded welfare analysis.

These New Keynesian extensions overturn some of the early empirical claims of the real business cycle approach discussed in section 5.2. First, technological shocks do not account for much of the variance of output. Second, there may be a negative association

between employment and output following a technology shock. Third, there is more output persistence than predicted by real business cycle models. However, the New Keynesian extensions of the real business cycle approach only fare better if a large proportion of non-optimising, liquidity-constrained rule-of-thumb consumers is introduced. But then one is back to the arbitrariness of the old Keynesian models that the micro-based New Keynesian theories were meant to supplant. Also, the New Keynesian models are a long way from the old Keynesian theories that stress coordination failures, loss of animal spirits and bankruptcies, and do not offer significant new insight into the phenomenon of involuntary unemployment.

6.2. The sticky-information Phillips curve

Fuhrer and Moore (1995) argue that the New Keynesian Phillips curve does not explain why inflation is so persistent. Actually, the predicted autocorrelation function dies out much too quickly but this is remedied when one allows for the serial correlation of money. Christiano et al. (2003) assume that the aggregate price index becomes available with a lag and thus replace the New Keynesian Phillips curve by $\pi_t - \gamma\pi_{t-1} = \delta(\pi_{t+1} - \gamma\pi_t) + \alpha y_t + \varepsilon_{\pi, t+1}$ with $0 \leq \gamma \leq 1$. This modification gives rise to inflation inertia.

Mankiw and Reis (2002) also criticise this literature. Its predictions that disinflation causes a boom, that monetary policy quickly impacts inflation, and that there may be a zero or negative correlation between economic activity and inflation (i.e., no acceleration phenomenon) are patently unrealistic. Instead, they suggest that sluggish price adjustment occurs if information disseminates slowly throughout the population. Each period a fraction of the population updates itself on the current state of the economy and computes optimal prices based on that information. The rest of the population continues to set prices based on outdated information. The psychological rationale is that thinking is costly and people do it every now and again, a kind of bounded rationality argument. The resulting model does display inflation inertia and disinflations always cause recessions. The responses of the Mankiw-Reiss model resemble those of the old-fashioned backward-looking Phillips-curve even though expectations are rational and credibility matters. The sticky-information Phillips curve resembles that of the overlapping wage contracts view (Fischer, 1977) where the current price level also depends on expectations of the current price level formed far in the past. Expectations now matter, because some price setters still set prices based on old information rather than expectations are built into contracts. The resulting Phillips curve states that current inflation equals a geometrically weighted average of all past expectations of current inflation plus a term that is proportional to the current output gap and a term that is proportional to the weighted average of all past expectations of current output growth:

$$(1''') \quad \pi_t = \alpha\mu(1-\mu)^{-1} y + \mu \sum_{j=0}^{\infty} (1-\mu)^j E_{t-1-j} \{ \pi_t + \alpha \Delta y_t \}, \quad \alpha > 0$$

where $0 < \mu < 1$ denotes the speed of arrival of price adjustments (and, for simplicity, $\delta=1$). With no surprises output is at its natural rate, $y_t = 0$, which is not the case with the New Keynesian Phillips curve. The sticky-information Phillips curve (1''') explains sluggish inflation and a positive correlation between economic activity and inflation much easier than the New Keynesian Phillips curve. Optimal monetary policy with the sticky-price Phillips curve is described by an elastic price standard in which there is no base drift in the price level and the price level deviates from target if output deviates from the natural rate (Ball, Mankiw and Reiss, 2003).

7. New Keynesian macroeconomics: lessons and challenges

Keynesian economics was not very popular in the seventies and eighties. However, with the advent of New Keynesian economics, it has become respectable again. Apart from giving more rigorous micro foundations, an important factor is undoubtedly that Keynesian economics is better able to explain the events of the seventies and the eighties as well as the recession of recent years than the New Classical macroeconomics. Macroeconomics based on the New Keynesian Phillips curve delivers an exciting and relevant framework for discussing and conducting macroeconomic policy and allows for classical supply-side features and forward-looking expectations. It is better able to replicate important stylised facts than the real business cycle approach. Nevertheless, I conclude with a few lessons and challenges:

- Keynesian economics must be able to explain periods of persistent, widespread involuntary unemployment. One cannot rely on people's misperceptions about relative prices or technology shocks alone to explain such periods.
- A non-competitive framework is required to explain how wages and prices are set in the short run. Macroeconomic policy thus impacts on employment and output in the short run and there is inflation. One must explain the stylised fact that monetary disinflation causes a temporary recession. This may require a New Keynesian Phillips curve based on sticky information rather than on sticky prices.
- A crucial Keynesian feature is that debt matters. A cut in taxes today boosts aggregate demand even if taxes have to rise in future to pay for interest and principal. One could introduce overlapping generations, so that current generations can shift the burden to future generations. Alternatively, one can assume that households are liquidity constrained, cannot

borrow and consume their after-tax earnings. The New Keynesian Phillips curve combined with non-Ricardian or rule-of-thumb consumers explains the non-trivial role of fiscal policy.

- A important implication of the New Keynesian Phillips curve is that inflation is forward rather than backward looking. The reason is that prices stay fixed for a while and thus have to depend on expected future marginal costs and demand conditions. A big difference with the accelerator version of the Phillips curve is that inflation thus leads output rather than the other way round. Changes in marginal costs are important driving forces of changes in aggregate inflation. A monetary expansion always expands output, but only generates a lower interest rate if risk aversion is sufficiently high and money growth is not too autocorrelated. The Keynesian liquidity effect is thus not necessarily operative in the New Keynesian view. In contrast to real business cycle theory, a positive technological shock is likely to lower employment in the short run unless monetary policy is sufficiently accommodating.
- Recent work on the New Keynesian Phillips curve abstracts from lump-sum taxes, so that product and labour subsidies cannot fully correct for the distortions arising from monopolistic competition in goods and labour markets. The job of the monetary authority is thus more complicated than merely avoiding deviations from the first-best outcome general equilibrium outcome. In general, distortionary taxes are needed to finance sizable public sectors. One must thus solve the second-best problem of setting monetary policy and labour taxes simultaneously when it is not possible to replicate the first-best outcome, not even in the absence of price and wage rigidity. This is a challenge on the interface between macroeconomic theory and public economics, since the dead-weight losses of pre-existing distortions are likely to be large.
- The insight that policy makers should target deviations of actual output from the first-best level of output that would prevail in the absence of price and wage rigidity rather than from the de-trended level of output is a crucial insight of New Keynesian economists. However, this result is unrealistic due to the aforementioned critique that the required lump-sum taxes are not available. Even if they are, policy makers are hesitant to follow such a volatile target.
- The main achievement of New Keynesian economists is to provide micro-founded expressions for the welfare loss and the Phillips curve that depend only on deep structural parameters. Still, these results are very specific and need to be derived separately for each variation of the model. Furthermore, if money has value, missing markets and nominal rigidities must prevail. Yet New Keynesian economics suffers from the age-old problem of not having a convincing theory of the demand for money, thus rendering the Holy Grail of a micro-founded macroeconomics almost impossible. Furthermore, it may be more realistic to adopt a political economy rather than a social welfare function perspective.

- New Classical economists argue that the gains from stabilisation are tiny and that it is far better to focus at improving the supply-side and raising the rate of economic growth. However, this ignores that in a second-best non-competitive world with many pre-existing distortions and unemployment being a catastrophic event and very uneven distributed, the welfare gains from macroeconomic stabilisation may be much higher. Since one of the main welfare benefits of reducing cycles may be to boost growth, one of the most important challenges is to develop an integrated theory of business cycles and economic growth.
- Unpredictable recognition, implementation and behavioural lags prevent the use of fine tuning the economy. Rough tuning with simple rules has some use though and will get the economy close to the optimum. Care should be taken to design robust policy rules that do well under conflicting views of the world. The impact of monetary and fiscal policy is uncertain, so one should depart from certainty equivalence. In practice, one needs to use a mix of instruments and make more use of instruments whose impact is known more precisely.
- Keynesians stress the endemic under-utilisation of resources. Quantity rationing constraints are present, since firms cannot sell all the goods they want and workers cannot sell all their labour. Effective demands and supplies thus matter, especially in periods of Keynesian unemployment. One thus needs to take account of spill-over effects from one market to another market.
- With shocks to aggregate demand the New Keynesian Phillips curve unrealistically predicts a contra-cyclical real wage as firms operate on their labour demand curve. The stylised facts, however, suggest if anything a pro-cyclical real wage. To explain this quintessential Keynesian feature it helps to allow for quantity rationing or to have cooperative bargaining between workers and firms (MacDonald and Solow, 1981). Another way is to postulate the Keynesian hypothesis of normal-cost pricing or that wage mark-ups are more responsive than price mark-ups to output gaps and unemployment. If output is above its natural rate, rising (unanticipated) inflation reconciles claims on the national cake by cheating both firms and workers out what they intended. The real wage rises at the expense of the mark-up of firms, so that the real wage moves pro-cyclically.
- Keynesian economists do not postulate atomistic workers and prefer to analyse the strategic interactions between monopolistic trade unions, governments and central banks (e.g., Soskice and Iversen, 2000; Lippi, 2003). To do this realistically requires one to extend the macroeconomics based on the New Keynesian Phillips curve to allow for heterogeneous agents
- Keynes stressed the importance of animal spirits, coordination failures and the possibility of multiple equilibrium outcomes. There is a branch of New Keynesian macroeconomics that focuses on coordination failures and bootstrap equilibria, but the New Keynesian Phillips

curve does not consider these features. Economies can talk themselves into recession and get stuck in situations of deficient demand and widespread unemployment. Policy makers then need to react by boosting confidence in the economy again. The New Keynesian Phillips curve does not capture these features.

- The New Keynesian Phillips curve explains underemployment not unemployment. Unemployment is seen as the decision of households to work fewer hours and more leisure. There is nothing Keynesian about that, since there is a big difference between everybody having to work ten per cent less and ten percent of the work force totally unemployed. The challenge is thus to model unemployment as a catastrophic unemployment. This is why New Keynesians stress real wage rigidity caused by trade unions, efficiency wages, and/or search frictions and the resulting excess supply of labour. An important insight is that real rigidities amplify monetary non-neutralities (e.g., Ball and Romer, 1990).
- Psychological arguments about bounded rationality explain a fixed NAIRU at high rates of inflation, but a trade-off between inflation and unemployment at low rates of inflation even if only a fraction of wage and price setters is near rational. In addition, recent empirical evidence suggests that New Keynesians should explain and take account of the well-known fact that wages are more rigid downward than upward. More generally, if history matters, there may be no tendency towards a unique NAIRU.
- New Keynesian macroeconomics pays little attention to fiscal policy and the cost of public funds. The challenge is thus to design solvent counter-cyclical policy rules that satisfy the intertemporal government budget constraint. With price and wage sluggishness, both temporary and permanent increases in public spending lead to permanently higher debt levels so one ends up with higher inflation and monetary growth than under price and wage flexibility and higher unemployment. Short-run stabilisation demands that the government counteracts overheating with cuts in monetary growth and excessively large tax hikes, but in the long run the principles of public finance dictate that they go up and down together.
- New Keynesian economics pays no attention to inventories. Keynesian economists have traditionally stressed the role of inventories in explaining business cycles. With the advent of building durable consumer products just in time or only after they have been ordered and paid for, inventories may be less important in explaining business cycles.
- Investment by firms is financed by retained profits rather than borrowing, and this together with changes in the functional distribution of income is an important source of macroeconomic fluctuations. However, neither traditional nor New Keynesian Phillips curves capture real world features that affect firm and bank behaviour such as credit constraints, equity constraints, bankruptcies and other market failures arising from imperfect information.

They therefore ignore the role of financial intermediaries and that the nominal interest rate affects aggregate demand. Monetary policy is associated with big distortions in allocation and is as much about supervision and regulation as the interest rate.

Keynesian economics is alive and kicking and, much more important, relevant for the real world. Nevertheless, these lessons and challenges suggest that economists working with the New Keynesian Phillips curve still have a long way to go before they capture the most important ideas of John Maynard Keynes and his followers. The answer to the question posed by the title of this paper is thus ‘not yet’.

References

- Aiyagari, S.R. (1994), On the contribution of technology shocks to business cycles, Federal Bank of Minneapolis Quarterly Review, 18, 3, 22-34.
- Akerlof, G.A. and J.L. Yellen (1985), A near-rational model of the business cycle with wage and price inertia, Quarterly Journal of Economics, 100, 823-838.
- Akerlof, G.A., W.T. Dickens and G.L. Perry (2000), Near-rational wage and price setting and the optimal rates of inflation and unemployment, Brookings Papers on Economic Activity, 1, 1-60.
- Ball, L. and D. Romer (1990), Real rigidities and the non-neutrality of money, Review of Economic Studies, 57, 183-203.
- Ball, L., N.G. Mankiw and R.Reis (2003). Monetary policy for inattentive economies, Working Paper 9491, NBER, Cambridge, Mass.
- Barlevy, G. (2003), The cost of business cycles under endogenous growth, Working Paper 9970, NBER, Cambridge, Mass.
- Barro, R.J. (1974), Are government bonds net wealth?, Journal of Political Economy, 82, 1095-1117.
- Barro, R.J. (1979), On the determination of public debt, Journal of Political Economy, 87, 5, 940-971.
- Barro, R.J. and H.I. Grossman (1971), A general disequilibrium model of income and employment, American Economic Review, 61, 82-93.
- Barro, R.J. and D.B. Gordon (1983), A positive theory of monetary policy in a natural rate model, Journal of Political Economy, 91, 589-610.
- Bean, C.R. (1984), Targeting nominal income: an appraisal, Economic Journal, 93, 806-819.
- Beaudry, P. and C. Pages (2001), The costs of business cycles and the stabilization value of unemployment insurance, European Economic Review, 45, 8, 1545-1572.
- Bénassy, J.-P. (1982), The Economics of Market Disequilibrium, Academic Press, New York.

- Bénassy, J.-P. (2002), *The Macroeconomics of Imperfect Competition and Nonclearing Markets*, MIT Press, Cambridge, Ma.
- Benigno, P. and M. Woodford (2003), Optimal monetary and fiscal policy: a linear-quadratic approach, in M. Gertler and K. Rogoff (eds.), *Macroeconomics Annual 2003*, Vol. 18, MIT Press, Cambridge, Mass.
- Benigno, P. and M. Woodford (2004a), Inflation stabilization and welfare: the case of a distorted steady state, Working Paper 10838, NBER, Cambridge, Mass.
- Benigno, P. and M. Woodford (2004b), Optimal stabilization policy when wages and prices are sticky: the case of a distorted steady state, Working Paper 10839, NBER, Cambridge, Mass.
- Bernanke, B.S., M. Gertler and S. Gilchrist (2000), The financial accelerator in a quantitative business cycle framework, Chapter 21 in J. Taylor and M. Woodford (eds.), *Handbook of Macroeconomics*, North-Holland, Amsterdam.
- Bewley, T. (1999), *Why Wages Don't Fall During a Recession*, Harvard University Press, Cambridge, Mass.
- Blanchard, O.J. (1985), Debt, deficits, and finite horizons, *Journal of Political Economy*, 93, 223-247.
- Blanchard, O.J. and N. Kyotaki (1987), Monopolistic competition and the effects of aggregate demand, *American Economic Review*, 77, 4, 647-666.
- Blinder, A.S. (1981), Inventories in the Keynesian macro model, Working Paper 460, NBER, Cambridge, Mass.
- Blinder, A.S. (1987), Credit rationing and effective supply failures, *Economic Journal*, 97, 327-352.
- Blinder, A.S. and S. Fischer (1981), Inventories, rational expectations and the business cycle, *Journal of Monetary Economics*, 8, 277-304.
- Brainard, W. (1967), Uncertainty and the effectiveness of policy, *American Economic Review*, 57, 411-425.
- Calvo, G. (1983), Staggered price setting in a utility-maximizing framework, *Journal of Monetary Economics*, 12, 383-398.
- Canzoneri, M.B., R.E. Cumby and B.T. Diba (2004), The cost of nominal inertia in NNS models, Working Paper 10889, NBER, Cambridge, Mass.
- Caplin, A. and J. Leahy (1991), State-dependent pricing and the dynamics of money and output, *Quarterly Journal of Economics*, 106, 683-708.
- Caplin, A. and J. Leahy (1997), Aggregation and optimization with state-dependent pricing, *Econometrica*, 65, 601-625.

- Christiano, L.J., M.S. Eichenbaum and C.L. Evans (2003). Nominal rigidities and the dynamic effects of a shock to monetary policy, Working Paper 8403, NBER, Cambridge, Mass.
- Clarida, R., J. Galí and M. Gertler (1999), The science of monetary policy: A New Keynesian perspective, *Journal of Economic Literature*, 37, 1661-1707.
- Clarida, R., J. Galí and M. Gertler (2000). Monetary rules and macroeconomic stability: evidence and some theory, *Quarterly Journal of Economics*, 115, 147-180.
- Cooper, R.W. (1999), *Coordination Games: Complementarities and Macroeconomics*, Cambridge University Press, Cambridge.
- Cooper, R.W. and A. John (1988), Coordinating coordination failures in Keynesian models, *Quarterly Journal of Economics*, 103, 441-61.
- Cukierman, A. (2004), Keynesian economics, monetary policy and the business cycle – new and old, *CESifo Economic Studies*, this issue.
- Dornbusch, R. (1976), Expectations and exchange rate dynamics, *Journal of Political Economy*, 84, 1161-1176.
- Erceg, C., D. Henderson and A. Levin (2000), Optimal monetary policy with staggered wage and price contracts, *Journal of Monetary Economics*, 46, 2, 281-313.
- Fischer, S. (1977), Long-term contracts, rational expectations and the optimal money supply rule, *Journal of Political Economy*, 85, 191-205.
- Friedman, M. (1968), The role of monetary policy, *American Economic Review*, 58, 1-17.
- Fuhrer, J.C. and G.R. Moore (1995), Inflation persistence, *Quarterly Journal of Economics*, 110, 440, 127-159.
- Galí, J. (2003), New perspectives on monetary policy, inflation, and the business cycle, 151-197 in M. Dewatripont, L. Hansen and S.J. Turnovsky (eds.), *Advances in Economics and Econometrics*, V.III, Cambridge University Press, Cambridge and New York.
- Galí, J., M. Gertler and J.D. López-Salido (2002), Markups, gaps, and the welfare costs of business cycle fluctuations, Working Paper 8850, NBER, Cambridge, Mass.
- Galí, J., J.D. López-Salido and J. Vallés (2003), Understanding the effects of government spending on consumption, Working Paper 333, European Central Bank, Frankfurt.
- Haavelmo, T. (1945), Multiplier effects of a balanced budget, *Econometrica*, 13, 311-318.
- Hart, O.D. (1982), A model of imperfect competition with Keynesian features, *Quarterly Journal of Economics*, 97, 109-138.
- Heijdra, B.J. and F. van der Ploeg (1996), Keynesian multipliers and the cost of public funds under monopolistic competition, *Economic Journal*, 106, 1284-1296.
- Heijdra, B.J. and F. van der Ploeg (2002), *The Foundations of Modern Macroeconomics*, Oxford University Press, Oxford.

- Hicks, J.R. (1937), Mr. Keynes and the classics: a suggested interpretation, *Econometrica*, 5, 147-159.
- Judd, J.F. and G.D. Rudebusch (1998). Taylor's rule and the Fed: 1970-1997, *Federal Reserve Bank of San Francisco Economic Review*, 3, 3-16.
- Kahn, R.F. (1931), The relation of home investment to unemployment, *Economic Journal*, 41, 173-198.
- Kalecki, M. (1935), A macrodynamic theory of business cycles, *Econometrica*, 3, 327-344.
- Keynes, J.M. (1936), *The General Theory of Employment, Interest and Money*, MacMillan, New York.
- Krusell, P. and A.A. Smith Jr. (1998), Income and wealth heterogeneity in the macroeconomy, *Journal of Political Economy*, 106, 5, 867-896.
- Krusell, P. and A.A. Smith Jr. (2002), Revisiting the welfare effects of eliminating business cycles, mimeo., Carnegie-Mellon University.
- Kydland, F.E. and E.C. Prescott (1977), Rules rather than discretion: the inconsistency of optimal plans, *Journal of Political Economy*, 85, 473-491.
- Kydland, F.E. and E.C. Prescott (1982), Time to build and aggregate fluctuations, *Econometrica*, 50, 6, 1345-1370.
- Layard, R., S. Nickell and R. Jackman (1991), *Unemployment, Macroeconomic Performance and the Labour Market*, Oxford University Press, Oxford.
- Leijonhufvud, A. (1968), *On Keynesian Economics and the Economics of Keynes*, Oxford University Press, New York.
- Lippi, F. (2003), Strategic monetary policy with non-atomistic wage setters, *Review of Economic Studies*, 70, 909-919.
- Ljungqvist, L. and H. Uhlig (2000), Tax policy and aggregate demand management under catching up with the Joneses, *American Economic Review*, 90, 3, 356-366.
- Lucas, R.E. Jr. (1972), Expectations and the neutrality of money, *Journal of Economic Theory*, 4, 103-124.
- Lucas, R.E. Jr. (1973), Some international evidence on output-inflation tradeoffs, *American Economic Review*, 63, 326-335.
- Lucas, R.E. Jr. (1976), Econometric policy evaluation: a critique, *Carnegie-Rochester Conference Series on Public Policy*, 1, 19-46.
- Lucas, R.E. Jr. (2003), Macroeconomic priorities, *American Economic Review*, 93, 1, 1-14.
- Malinvaud, E. (1977), *The Theory of Unemployed Reconsidered*, Basil Blackwell, Oxford.
- Mankiw, N.G. (1985), Small menu costs and large business cycles: a macroeconomic model of monopoly, *Quarterly Journal of Economics*, 100, 529-539.
- Mankiw, N.G. (1987), The optimal collection of seigniorage: theory and evidence, *Journal of Monetary Economics*, 20, 327-341.

- Mankiw, N.G. (1990), A quick refresher course in macroeconomics, *Journal of Economic Literature*, 28, 1645-60.
- Mankiw, N.G. and D. Romer, eds. (1991), *New Keynesian Economics*, Volumes 1 and 2, MIT Press, Cambridge, Mass.
- Mankiw, N.G. and R. Reis, (2002). Sticky information versus sticky prices: A proposal to replace the New Keynesian Phillips curve, *Quarterly Journal of Economics*, 1295-1328.
- McDonald, I.M. and R.M. Solow (1981), Wage bargaining and employment, *American Economic Review*, 71, 896-908.
- Parkin, M. (1986), The output-inflation trade-off when prices are costly to change, *Journal of Political Economy*, 94, 200-224.
- Phelps, E.S. (1967), Phillips curves, expectations of inflation and optimal unemployment over time, *Economica*, 34, 254-281.
- Phelps, E.S. (1968), Money-wage dynamics and labor market equilibrium, *Journal of Political Economy*, 76, 678-711.
- Phelps, E.S. and J.B. Taylor (1977), Stabilizing powers of monetary policy with rational expectations, *Journal of Political Economy*, 85, 163-190.
- Phillips, A.W. (1958), The relation between unemployment and the rate of change of money wage rates in the UK, 1861-1957, *Economica*, 25, 283-299.
- Ploeg, F. van der (1995), Solvency of counter-cyclical policy rules, *Journal of Public Economics*, 57, 45-65.
- Poole, W. (1970), Optimal choice of monetary policy instruments in a simple stochastic macro model, *Quarterly Journal of Economics*, 84, 197-216.
- Prescott, E.C. (1986), Theory ahead of business cycle measurement, *Federal Reserve Bank of Minneapolis Quarterly Review*, 10, 4, 9-21.
- Roberts, K. (1995). New-Keynesian economics and the Phillips curve, *Journal of Money, Credit and Banking*, 27, 4, 975-984.
- Rotemberg, J.J. (1997), An optimization-based econometric framework for the evaluation of monetary policy, in B.S. Bernanke and J.J. Rotemberg (eds.), 297-346, *NBER Macroeconomics Annual 1997*, MIT Press, Cambridge, Mass.
- Rotemberg, J. and M. Woodford (1999). Interest-rate rules in an estimated sticky-price model, in J.B. Taylor (ed.), *Monetary Policy Rules*, Chicago University Press, Chicago.
- Rowthorn, R.E. (1977), Conflict, inflation and money, *Cambridge Journal of Economics*, 1, 3, 215-239.
- Rudebusch, G.D. and L.E.O. Svensson (1999). Policy rules for inflation targeting, 203-246 in J.B. Taylor (ed.), *Monetary Policy Rules*, Chicago University Press, Chicago.

- Sargent, Th. J. and N. Wallace (1975), 'Rational' expectations, the optimal monetary instrument, and the optimal money supply rule, *Journal of Political Economy*, 83, 241-245.
- Shapiro, M.D. and M.W. Watson (1988), Sources of business cycle fluctuations, in S. Fischer (ed.), *NBER Macroeconomics Annual*, MIT Press, Cambridge, Mass.
- Soskice, D. and T. Iversen (2000), The nonneutrality of monetary policy with large price or wage setters, *Quarterly Journal of Economics*, 115, 265-284.
- Startz, R. (1989), Monopolistic competition as a foundation for Keynesian macroeconomic models, *Quarterly Journal of Economics*, 104, 4.
- Stiglitz, J.E. and B. Greenwald (2003), *Towards a New Paradigm in Monetary Economics*, Raffaele Mattioli Lectures, Cambridge University Press, Cambridge, UK.
- Svensson, L.E.O. and M. Woodford (2001). Indicator variables for optimal policy under asymmetric information, *Journal of Economic Dynamics and Control*, to appear.
- Svensson, L.E.O. and M. Woodford (2002). Implementing optimal policy through inflation-forecast targeting, working paper, Princeton University.
- Taylor, J.B. (1979), Staggered wage setting in a macro model, *American Economic Review*, 69, 2, 108-113.
- Taylor, J.B. (1993). Discretion versus policy rules in practice, *Carnegie-Rochester Conference Series in Public Policy*, 39, 195-214.
- Woodford, M. (2001). The Taylor rule and optimal monetary policy, *American Economic Review, Papers and Proceedings*, 91, 232-237.
- Woodford, M. (2003), *Interest and Prices – Foundations of a Theory of Monetary Policy*, Princeton University Press, Princeton, New Jersey.

Table 1: Schools of macroeconomic thought

Classical economists (Smith, Hume, Ricardo, Stuart Mill, Wicksell, Fisher): markets clear, price and wage flexibility, productive capacity determines output, no role for aggregate demand management, monetary policy neutral. Section 2.

Pre-Keynesians (Kalecki): investment financed by retained profits, lags in investment and inventory demand, aggregate demand determines output. Section 3.7.

Old Keynesians (Kahn, Keynes, Leijonhufvud): goods and labour markets function poorly, rigid money wages and prices, general equilibrium of goods, money and bond markets, liquidity-constrained consumers, Keynesian multipliers for effects of budgetary policies on aggregate demand, monetary expansion boosts output unless there is a liquidity trap. Section 3.1-3.2.

Neo-Keynesian synthesis (Friedman, Phelps, Rowthorn, Jackman, Layard and Nickell): output set by aggregate demand in short run and by productive capacity in long run, adaptive expectations, inflation rises if unemployment is below NAIRU, fiscal and monetary policy effective in short run but neutral in long run, inflation reconciles excessive claims on national income by wage setters, price setters and government in short run, unemployment reconciles such claims in long run. Sections 4.1-4.2.

Quantity rationing (Barro and Grossman, Malinvaud, Bénassy): micro foundations of effective rather than nominal demand and supplies, no explanation of rigid wages and prices, spill-overs between labour and goods markets, in Keynesian regime with generalised excess supply of goods and labour higher public spending or real wage combat unemployment, in classical regime need lower real wage. Section 3.4.

New Classical Economists (Lucas, Sargent, Wallace): Lucas critique of policy evaluation, flexible wages and prices, can't fool people all the time, rational expectations, monetary expansion is neutral even in short run. Section 5.1.

New Keynesian economists (Hart, Blanchard and Kiyotaki, Mankiw, Cooper and John, Mankiw, Akerlof and Yellin, Parkin, Stiglitz and Greenwald): micro-founded Keynesian multiplier based on monopolistic competition in goods and labour markets, short-run price rigidity explained by small menu costs, also adverse selection and moral hazard to explain credit rationing and non-clearing labour markets. Sections 3.5-3.7.

New Keynesian synthesis (Calvo, Fischer, Phelps, Taylor, Akerlof): staggered prices or overlapping wage contracts, monetary and fiscal policy have real effects in the short run even with rational expectations, psychological factors allow long-run inflation-unemployment trade-offs at low but not high rates of inflation. Sections 4.3-4.4.

Real Business Cycle Economists (Kydland and Prescott, Shapiro and Watson, Aiyagari): stochastic, competitive, micro-founded, intertemporal general equilibrium models, calibrated to real data, employment and output driven by technological shocks, no role for aggregate demand management. Section 5.2.

New Keynesian Phillips Curve (Woodford, Galí, Rotemberg, Robert, Gertler, Benigno, Mankiw and Reiss): adds imperfect competition in goods and labour markets and staggered price and wage setting to real business cycle models, forward-looking Phillips curve, micro-founded welfare loss criteria, alternative based on gradual dissemination of information explains inflation persistence and recession after monetary contraction. Section 6.

CESifo Working Paper Series

(for full list see www.cesifo.de)

- 1362 Christa Hainz, Quality of Institutions, Credit Markets and Bankruptcy, December 2004
- 1363 Jerome L. Stein, Optimal Debt and Equilibrium Exchange Rates in a Stochastic Environment: an Overview, December 2004
- 1364 Frank Heinemann, Rosemarie Nagel and Peter Ockenfels, Measuring Strategic Uncertainty in Coordination Games, December 2004
- 1365 José Luis Moraga-González and Jean-Marie Viaene, Anti-Dumping, Intra-Industry Trade and Quality Reversals, December 2004
- 1366 Harry Grubert, Tax Credits, Source Rules, Trade and Electronic Commerce: Behavioral Margins and the Design of International Tax Systems, December 2004
- 1367 Hans-Werner Sinn, EU Enlargement, Migration and the New Constitution, December 2004
- 1368 Josef Falkinger, Noncooperative Support of Public Norm Enforcement in Large Societies, December 2004
- 1369 Panu Poutvaara, Public Education in an Integrated Europe: Studying to Migrate and Teaching to Stay?, December 2004
- 1370 András Simonovits, Designing Benefit Rules for Flexible Retirement with or without Redistribution, December 2004
- 1371 Antonis Adam, Macroeconomic Effects of Social Security Privatization in a Small Unionized Economy, December 2004
- 1372 Andrew Hughes Hallett, Post-Thatcher Fiscal Strategies in the U.K.: An Interpretation, December 2004
- 1373 Hendrik Hakenes and Martin Peitz, Umbrella Branding and the Provision of Quality, December 2004
- 1374 Sascha O. Becker, Karolina Ekholm, Robert Jäckle and Marc-Andreas Münder, Location Choice and Employment Decisions: A Comparison of German and Swedish Multinationals, January 2005
- 1375 Christian Gollier, The Consumption-Based Determinants of the Term Structure of Discount Rates, January 2005
- 1376 Giovanni Di Bartolomeo, Jacob Engwerda, Joseph Plasmans, Bas van Aarle and Tomasz Michalak, Macroeconomic Stabilization Policies in the EMU: Spillovers, Asymmetries, and Institutions, January 2005

- 1377 Luis H. R. Alvarez and Erkki Koskela, Progressive Taxation and Irreversible Investment under Uncertainty, January 2005
- 1378 Theodore C. Bergstrom and John L. Hartman, Demographics and the Political Sustainability of Pay-as-you-go Social Security, January 2005
- 1379 Bruno S. Frey and Margit Osterloh, Yes, Managers Should Be Paid Like Bureaucrats, January 2005
- 1380 Oliver Hülsewig, Eric Mayer and Timo Wollmershäuser, Bank Loan Supply and Monetary Policy Transmission in Germany: An Assessment Based on Matching Impulse Responses, January 2005
- 1381 Alessandro Balestrino and Umberto Galmarini, On the Redistributive Properties of Presumptive Taxation, January 2005
- 1382 Christian Gollier, Optimal Illusions and Decisions under Risk, January 2005
- 1383 Daniel Mejía and Marc St-Pierre, Unequal Opportunities and Human Capital Formation, January 2005
- 1384 Luis H. R. Alvarez and Erkki Koskela, Optimal Harvesting under Resource Stock and Price Uncertainty, January 2005
- 1385 Ruslan Lukach, Peter M. Kort and Joseph Plasmans, Optimal R&D Investment Strategies with Quantity Competition under the Threat of Superior Entry, January 2005
- 1386 Alfred Greiner, Uwe Koeller and Willi Semmler, Testing Sustainability of German Fiscal Policy. Evidence for the Period 1960 – 2003, January 2005
- 1387 Gebhard Kirchgässner and Tobias Schulz, Expected Closeness or Mobilisation: Why Do Voters Go to the Polls? Empirical Results for Switzerland, 1981 – 1999, January 2005
- 1388 Emanuele Bacchiocchi and Alessandro Missale, Managing Debt Stability, January 2005
- 1389 Assar Lindbeck and Dirk Niepelt, Improving the SGP: Taxes and Delegation rather than Fines, January 2005
- 1390 James J. Heckman and Dimitriy V. Masterov, Skill Policies for Scotland, January 2005
- 1391 Emma Galli & Fabio Padovano, Sustainability and Determinants of Italian Public Deficits before and after Maastricht, January 2005
- 1392 Angel de la Fuente and Juan Francisco Jimeno, The Private and Fiscal Returns to Schooling and the Effect of Public Policies on Private Incentives to Invest in Education: A General Framework and Some Results for the EU, January 2005
- 1393 Juan C. Conesa and Carlos Garriga, Optimal Response to a Demographic Shock, January 2005

- 1394 Christian Gollier, Optimal Portfolio Management for Individual Pension Plans, February 2005
- 1395 Ruslan Lukach, Joseph Plasmans and Peter M. Kort, Innovation Strategies in a Competitive Dynamic Setting, February 2005
- 1396 Gebhard Kirchgässner, (Why) Are Economists Different?, February 2005
- 1397 Marko Köthenbürger, Panu Poutvaara and Paola Profeta, Why are More Redistributive Social Security Systems Smaller? A Median Voter Approach, February 2005
- 1398 Gabrielle Demange, Free Choice of Unfunded Systems: A First Assessment, February 2005
- 1399 Carlos Fonseca Marinheiro, Sustainability of Portuguese Fiscal Policy in Historical Perspective, February 2005
- 1400 Roel M. W. J. Beetsma and Koen Vermeylen, The Effect of Monetary Unification on Public Debt and its Real Return, February 2005
- 1401 Frank Asche, Petter Osmundsen and Maria Sandsmark, Is It All Oil?, February 2005
- 1402 Giacomo Corneo, Media Capture in a Democracy: The Role of Wealth Concentration, February 2005
- 1403 A. Lans Bovenberg and Thijs Knaap, Ageing, Funded Pensions and the Dutch Economy, February 2005
- 1404 Thiess Büttner, The Incentive Effect of Fiscal Equalization Transfers on Tax Policy, February 2005
- 1405 Luisa Fuster, Ayşe İmrohoroglu and Selahattin İmrohoroglu, Personal Security Accounts and Mandatory Annuitization in a Dynastic Framework, February 2005
- 1406 Peter Claey's, Policy Mix and Debt Sustainability: Evidence from Fiscal Policy Rules, February 2005
- 1407 James M. Malcomson, Supplier Discretion over Provision: Theory and an Application to Medical Care, February 2005
- 1408 Thorvaldur Gylfason, Interview with Assar Lindbeck, February 2005
- 1409 Christian Gollier, Some Aspects of the Economics of Catastrophe Risk Insurance, February 2005
- 1410 Gebhard Kirchgässner, The Weak Rationality Principle in Economics, February 2005
- 1411 Carlos José Fonseca Marinheiro, Has the Stability and Growth Pact Stabilised? Evidence from a Panel of 12 European Countries and Some Implications for the Reform of the Pact, February 2005

- 1412 Petter Osmundsen, Frank Asche, Bård Misund and Klaus Mohn, Valuation of International Oil Companies –The RoACE Era, February 2005
- 1413 Gil S. Epstein and Shmuel Nitzan, Lobbying and Compromise, February 2005
- 1414 Marcel F. M. Canoy, Jan C. van Ours and Frederick van der Ploeg, The Economics of Books, February 2005
- 1415 Eric A. Hanushek and Ludger Wößmann, Does Educational Tracking Affect Performance and Inequality? Differences-in-Differences Evidence across Countries, February 2005
- 1416 George Kapetanios and M. Hashem Pesaran, Alternative Approaches to Estimation and Inference in Large Multifactor Panels: Small Sample Results with an Application to Modelling of Asset Returns, February 2005
- 1417 Samuel Mühlemann, Jürg Schweri, Rainer Winkelmann and Stefan C. Wolter, A Structural Model of Demand for Apprentices. February 2005
- 1418 Giorgio Brunello and Lorenzo Rocco, Educational Standards in Private and Public Schools, February 2005
- 1419 Alex Bryson, Lorenzo Cappellari and Claudio Lucifora, Why so Unhappy? The Effects of Unionisation on Job Satisfaction, March 2005
- 1420 Annalisa Luporini, Relative Performance Evaluation in a Multi-Plant Firm, March 2005
- 1421 Giorgio Bellettini and Carlotta Berti Ceroni, When the Union Hurts the Workers: A Positive Analysis of Immigration Policy, March 2005
- 1422 Pieter Gautier, Michael Svarer and Coen Teulings, Marriage and the City, March 2005
- 1423 Ingrid Ott and Stephen J. Turnovsky, Excludable and Non-Excludable Public Inputs: Consequences for Economic Growth, March 2005
- 1424 Frederick van der Ploeg, Back to Keynes?, March 2005